


4448 m.

Qualifying Results

20A

	Rider	Nation	Team	Motorcycle	Time	Lap	Total	Gap	Top Speed
1	89 Jorge MARTIN	SPA	Prima Pramac Racing	DUCATI	Q2 1'27.246	6	7		348.4
2	33 Brad BINDER	RSA	Red Bull KTM Factory Racing	KTM	Q2 1'27.662	7	8	0.416	0.416 349.5
3	1 Francesco BAGNAIA	ITA	Ducati Lenovo Team	DUCATI	Q2 1'27.714	6	7	0.468	0.052 349.5
4	41 Aleix ESPARGARO	SPA	Aprilia Racing	APRILIA	Q2 1'27.844	5	6	0.598	0.130 344.0
5	5 Johann ZARCO	FRA	Prima Pramac Racing	DUCATI	Q2 1'27.903	5	6	0.657	0.059 348.4
6	49 Fabio DI GIANNANTONI	ITA	Gresini Racing MotoGP	DUCATI	Q2 1'27.919	6	7	0.673	0.016 350.6
7	93 Marc MARQUEZ	SPA	Repsol Honda Team	HONDA	Q2 1'28.012	4	5	0.766	0.093 347.3
8	43 Jack MILLER	AUS	Red Bull KTM Factory Racing	KTM	Q2 1'28.074	6	7	0.828	0.062 347.3
9	12 Maverick VIÑALES	SPA	Aprilia Racing	APRILIA	Q2 1'28.093	8	8	0.847	0.019 345.0
10	72 Marco BEZZECCHI	ITA	Mooney VR46 Racing Team	DUCATI	Q2 1'28.121	6	7	0.875	0.028 351.8
11	44 Po ESPARGARO	SPA	GASGAS Factory Racing Tech3	KTM	Q2 1'28.234	6	7	0.988	0.113 349.5
12	23 Enea BASTIANINI	ITA	Ducati Lenovo Team	DUCATI	Q2 1'28.287	7	8	1.041	0.053 350.6
13	73 Alex MARQUEZ	SPA	Gresini Racing MotoGP	DUCATI	Q1 1'28.324	7	7 (*)	0.164	346.1
14	37 Augusto FERNANDEZ	SPA	GASGAS Factory Racing Tech3	KTM	Q1 1'28.435	3	7 (*)	0.275	0.111 345.0
15	25 Raul FERNANDEZ	SPA	CryptoDATA RNF MotoGP Team	APRILIA	Q1 1'28.607	7	7 (*)	0.447	0.172 342.9
16	36 Joan MIR	SPA	Repsol Honda Team	HONDA	Q1 1'28.841	7	7 (*)	0.681	0.234 341.8
17	20 Fabio QUARTARARO	FRA	Monster Energy Yamaha MotoGP	YAMAHA	Q1 1'28.925	7	7 (*)	0.765	0.084 344.0
18	10 Luca MARINI	ITA	Mooney VR46 Racing Team	DUCATI	Q1 1'29.047	7	7 (*)	0.887	0.122 349.5
19	88 Miguel OLIVEIRA	POR	CryptoDATA RNF MotoGP Team	APRILIA	Q1 1'29.182	7	8 (*)	1.022	0.135 341.8
20	21 Franco MORBIDELLI	ITA	Monster Energy Yamaha MotoGP	YAMAHA	Q1 1'29.419	7	7 (*)	1.259	0.237 345.0
21	30 Takaaki NAKAGAMI	JPN	LCR Honda IDEMITSU	HONDA	Q1 1'29.832	3	7 (*)	1.672	0.413 335.4

* Gap with the fastest rider in the Q1 session.

Pole Position:		Jorge MARTIN	1'27.246	183.5 Km/h
Q1 Best Lap:	Lap 6	Francesco BAGNAIA	(*) 1'28.160	181.6 Km/h
Best Race Lap:	2013	Marc MARQUEZ	1'28.108	181.7 Km/h
All Time Lap Record:	2023	Jorge MARTIN	1'27.246	183.5 Km/h

The results are provisional until the end of the limit for protest and appeals.


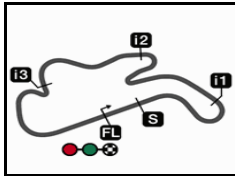
Time limit for protest expires 60' after publication of the results - Time:

These data/results cannot be reproduced, stored and/or transmitted in whole or in part by any manner of electronic, mechanical, photocopying, recording, broadcasting or otherwise now known or herein after developed without the previous express consent by the copyright owner, except for reproduction in daily press and regular printed publications on sale to the public within 60 days of the event related to those data/results and always provided that copyright symbol appears together as follows below.

© DORNA, 2023



Phillip Island

Results and timing service provided by **MotoGP™****MotoGP™ GURU BY GRYFYN AUSTRALIAN MOTORCYCLE GR****Qualifying Nr. 2****Classification****20**

4448 m.



	Rider	Nation	Team	Motorcycle	Time	Lap	Total	Gap	Top Speed
1	89 Jorge MARTIN	SPA	Prima Pramac Racing	DUCATI	1'27.246	6	7		348.4
2	33 Brad BINDER	RSA	Red Bull KTM Factory Racing	KTM	1'27.662	7	8	0.416 0.416	349.5
3	1 Francesco BAGNAIA	ITA	Ducati Lenovo Team	DUCATI	1'27.714	6	7	0.468 0.052	349.5
4	41 Aleix ESPARGARO	SPA	Aprilia Racing	APRILIA	1'27.844	5	6	0.598 0.130	344.0
5	5 Johann ZARCO	FRA	Prima Pramac Racing	DUCATI	1'27.903	5	6	0.657 0.059	348.4
6	49 Fabio DI GIANNANTONIO	ITA	Gresini Racing MotoGP	DUCATI	1'27.919	6	7	0.673 0.016	350.6
7	93 Marc MARQUEZ	SPA	Repsol Honda Team	HONDA	1'28.012	4	5	0.766 0.093	347.3
8	43 Jack MILLER	AUS	Red Bull KTM Factory Racing	KTM	1'28.074	6	7	0.828 0.062	347.3
9	12 Maverick VIÑALES	SPA	Aprilia Racing	APRILIA	1'28.093	8	8	0.847 0.019	345.0
10	72 Marco BEZZECCHI	ITA	Mooney VR46 Racing Team	DUCATI	1'28.121	6	7	0.875 0.028	351.8
11	44 Poli ESPARGARO	SPA	GASGAS Factory Racing Tech3	KTM	1'28.234	6	7	0.988 0.113	349.5
12	23 Enea BASTIANINI	ITA	Ducati Lenovo Team	DUCATI	1'28.287	7	8	1.041 0.053	350.6

Practice condition: Dry

Air: 16°

Humidity: 68%

Ground: 28°

Fastest Lap:	Lap: 6	Jorge MARTIN	1'27.246	183.5 Km/h
Best Race Lap:	2013	Marc MARQUEZ	1'28.108	181.7 Km/h
All Time Lap Record:	2023	Jorge MARTIN	1'27.246	183.5 Km/h

The results are provisional until the end of the limit for protest and appeals.

Time limit for protest expires 60' after publication of the results - Time:

These data/results cannot be reproduced, stored and/or transmitted in whole or in part by any manner of electronic, mechanical, photocopying, recording, broadcasting or otherwise now known or herein after developed without the previous express consent by the copyright owner, except for reproduction in daily press and regular printed publications on sale to the public within 60 days of the event related to those data/results and always provided that copyright symbol appears together as follows below.


© DORNA, 2023

Official MotoGP Timing by **TISSOT**

www.motogp.com

Phillip Island, Saturday, October 21, 2023

Phillip Island

Results and timing service provided by **MotoGP™****MotoGP™ GURU BY GRYFYN AUSTRALIAN MOTORCYCLE GR****Qualifying Nr. 2****Top Speed & Average****21**

4448 m.



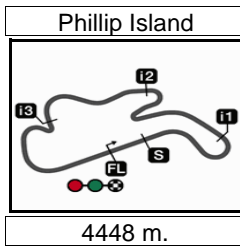
<i>Rider</i>	<i>Nation</i>	<i>Motorcycle</i>	<i>Top 5 speeds</i>					<i>Average</i>	<i>Top</i>
72 Marco BEZZECCHI	ITA	DUCATI	351.8	351.8	348.4	344.0	342.9	347.8	351.8
23 Enea BASTIANINI	ITA	DUCATI	350.6	348.4	344.0	344.0	342.9	345.5	350.6
49 Fabio DI GIANNANTONIO	ITA	DUCATI	350.6	347.3	345.0	342.9	339.6	345.1	350.6
1 Francesco BAGNAIA	ITA	DUCATI	349.5	348.4	347.3	345.0	341.8	346.4	349.5
33 Brad BINDER	RSA	KTM	349.5	347.3	344.0	344.0	342.9	345.5	349.5
44 Po ESPARGARO	SPA	KTM	349.5	348.4	348.4	346.1	329.3	344.3	349.5
5 Johann ZARCO	FRA	DUCATI	348.4	348.4	346.1	345.0		347.0	348.4
89 Jorge MARTIN	SPA	DUCATI	348.4	348.4	347.3	346.1	333.4	344.7	348.4
43 Jack MILLER	AUS	KTM	347.3	346.1	346.1	344.0	327.3	342.2	347.3
93 Marc MARQUEZ	SPA	HONDA	347.3	345.0	342.9			345.1	347.3
12 Maverick VIÑALES	SPA	APRILIA	345.0	344.0	342.9	342.9	341.8	343.3	345.0
41 Aleix ESPARGARO	SPA	APRILIA	344.0	342.9	341.8	334.4		340.8	344.0

These data/results cannot be reproduced, stored and/or transmitted in whole or in part by any manner of electronic, mechanical, photocopying, recording, broadcasting or otherwise now known or herein after developed without the previous express consent by the copyright owner, except for reproduction in daily press and regular printed publications on sale to the public within 60 days of the event related to those data/results and always provided that copyright symbol appears together as follows below.

© DORNA, 2023

Official MotoGP Timing by TISSOT
www.motogp.com

**Phillip Island, Saturday, October 21, 2023**



Results and timing service provided by TISSOT

MotoGP™

MotoGP™ GURU BY GRYFYN AUSTRALIAN MOTORCYCLE GR
Qualifying Nr. 2
Chronological Analysis of Performances

22

* Lap / Sector time cancelled T1 Time from finish line to 1st intermedate T3 Time from 2nd intermed. to 3rd intermed.
P Crossing the finish line in pit lane T2 Time from 1st intermed. to 2nd intermed. T4 Time from 3rd intermedate to finish line
**Tyre data subject to further updates

Lap	Lap Time	T1	T2	T3	T4	Speed	Lap	Lap Time	T1	T2	T3	T4	Speed		
1st	89	Jorge MARTIN DUCATI SPA						4th	41	Aleix ESPARGARO APRILIA SPA					
		Prima Pramac Racing								Aprilia Racing					
		Runs=2	Total laps=7	Full laps=4	Valid laps=4				Runs=2	Total laps=6	Full laps=3	Valid laps=3			
Run #	1	Front Tyre	Slick-Medium	Rear Tyre	Slick-Soft		Run #	1	Front Tyre	Slick-Medium	Rear Tyre	Slick-Soft			
		New Tyre		New Tyre					New Tyre		New Tyre				
1	1'50.854	31.359	26.136	17.933	25.114		1	1'52.524	30.838	26.944	17.699	25.271			
2	1'27.869	21.052	25.366	17.044	24.407	346.1	2	1'28.514	21.019	25.809	17.097	24.589	341.8		
3	1'27.846	20.920	25.380	17.016	24.530	347.3	3	1'31.380 P	22.333	28.649	18.080	22.318	342.9		
4	1'36.536 P	27.352	28.540	17.984	22.660	333.4									
Run #	2	Front Tyre	Slick-Medium	Rear Tyre	Slick-Soft		Run #	2	Front Tyre	Slick-Medium	Rear Tyre	Slick-Soft			
		4 Laps at start		New Tyre					3 Laps at start		New Tyre				
5	1'42.028	31.863	28.086	17.239	24.840		4	1'42.300	31.937	28.272	17.236	24.855			
6	1'27.246	20.772	25.182	16.935	24.357	348.4	5	1'27.844	20.808	25.488	16.947	24.601	344.0		
7	1'40.141	26.680	28.857	19.487	25.117	348.4	6	1'43.199	27.532	32.103	17.979	25.585	334.4		
2nd	33	Brad BINDER KTM RSA						5th	5	Johann ZARCO DUCATI FRA					
		Red Bull KTM Factory Racing								Prima Pramac Racing					
		Runs=2	Total laps=8	Full laps=5	Valid laps=5				Runs=2	Total laps=6	Full laps=3	Valid laps=3			
Run #	1	Front Tyre	Slick-Medium	Rear Tyre	Slick-Soft		Run #	1	Front Tyre	Slick-Medium	Rear Tyre	Slick-Soft			
		New Tyre		New Tyre					New Tyre		New Tyre				
1	1'54.033	32.771	27.352	17.683	25.117		1	1'56.015	32.748	27.197	17.727	24.886			
2	1'28.082	21.002	25.579	17.051	24.450	342.9	2	1'28.382	21.004	25.699	17.119	24.560	346.1		
3	1'28.768	21.035	25.988	17.151	24.594	344.0	3	1'32.513 P	20.992	25.962	17.639	27.920	348.4		
4	1'32.979 P	24.064	28.168	17.903	22.844	344.0									
Run #	2	Front Tyre	Slick-Medium	Rear Tyre	Slick-Soft		Run #	2	Front Tyre	Slick-Medium	Rear Tyre	Slick-Soft			
		4 Laps at start		New Tyre					3 Laps at start		New Tyre				
5	1'47.847	38.419	26.985	17.600	24.843		4	1'52.827	35.989	32.824	18.787	25.227			
6	1'28.646	21.144	25.596	17.167	24.739	340.7	5	1'27.903	20.968	25.597	16.983	24.355	348.4		
7	1'27.662	20.838	25.409	16.935	24.480	349.5	6	1'37.408	24.230	30.558	17.458	25.162	345.0		
8	1'28.212	20.843	25.612	17.158	24.599	347.3									
3rd	1	Francesco BAGNAIA DUCATI ITA						6th	49	Fabio DI GIANNANTONI DUCATI ITA					
		Ducati Lenovo Team								Gresini Racing MotoGP					
		Runs=2	Total laps=7	Full laps=4	Valid laps=4				Runs=2	Total laps=7	Full laps=4	Valid laps=4			
Run #	1	Front Tyre	Slick-Medium	Rear Tyre	Slick-Soft		Run #	1	Front Tyre	Slick-Medium	Rear Tyre	Slick-Soft			
		New Tyre		New Tyre					New Tyre		New Tyre				
1	2'12.477	32.958	26.569	17.524	24.898		1	1'52.743	32.116	26.574	17.877	25.183			
2	1'28.271	21.054	25.577	17.085	24.555	348.4	2	1'28.639	21.230	25.687	17.160	24.562	339.6		
3	1'28.428	21.052	25.587	17.109	24.680	345.0	3	1'28.748	21.125	25.881	17.082	24.660	342.9		
4	1'29.677 P	22.338	27.229	18.229	21.881	341.8	4	1'30.895 P	23.525	28.005	17.798	21.567	345.0		
Run #	2	Front Tyre	Slick-Medium	Rear Tyre	Slick-Soft		Run #	2	Front Tyre	Slick-Medium	Rear Tyre	Slick-Soft			
		4 Laps at start		New Tyre					4 Laps at start		New Tyre				
5	1'51.655	32.738	36.306	17.915	24.696		5	1'47.835	37.573	28.030	17.531	24.701			
6	1'27.714	20.883	25.474	17.006	24.351	349.5	6	1'27.919	20.907	25.497	17.051	24.464	350.6		
7	1'40.074	28.092	28.247	18.196	25.539	347.3	7	1'43.123	21.115	31.385	21.784	28.839	347.3		

Fastest Lap: Jorge MARTIN Prima Pramac Racing SPA **1'27.246** 20.772 25.182 16.935 24.357

These data/results cannot be reproduced, stored and/or transmitted in whole or in part by any manner of electronic, mechanical, photocopying, recording, broadcasting or otherwise now known or herein after developed without the previous express consent by the copyright owner, except for reproduction in daily press and regular printed publications on sale to the public within 60 days of the event related to those data/results and always provided that copyright symbol appears together as follows below.
© DORNA, 2023



Qualifying Nr. 2

MotoGP

Lap	Lap Time	T1	T2	T3	T4	Speed	Lap	Lap Time	T1	T2	T3	T4	Speed	
7th	93	Marc MARQUEZ				HONDA	SPA	Run # 2	Front Tyre	Slick-Medium	Rear Tyre	Slick-Soft		
		Repsol Honda Team						4 Laps at start		New Tyre				
		Runs=2	Total laps=5	Full laps=2	Valid laps=2									
Run #	1	Front Tyre	Slick-Medium	Rear Tyre	Slick-Soft									
		New Tyre		3 Laps at start										
1	1'58.759	32.913	27.757	18.098	25.236									
2	1'32.863	P 21.577	30.837	18.871	21.578	342.9								
Run #	2	Front Tyre	Slick-Medium	Rear Tyre	Slick-Soft									
		2 Laps at start		New Tyre										
3	1'51.528	32.542	36.325	17.913	24.748									
4	1'28.012	20.835	25.546	17.051	24.580	347.3								
5	1'39.709	27.991	28.200	18.175	25.343	345.0								
8th	43	Jack MILLER				KTM	AUS	Run # 1	Front Tyre	Slick-Medium	Rear Tyre	Slick-Soft		
		Red Bull KTM Factory Racing						New Tyre		New Tyre				
		Runs=2	Total laps=7	Full laps=4	Valid laps=4									
Run #	1	Front Tyre	Slick-Medium	Rear Tyre	Slick-Soft									
1	1'51.442	31.880	26.483	17.554	25.087									
2	1'28.696	21.134	25.719	17.233	24.610	344.0								
3	1'28.760	21.119	25.708	17.211	24.722	346.1								
4	1'30.560	P 23.305	28.042	18.329	20.884	327.3								
Run #	2	Front Tyre	Slick-Medium	Rear Tyre	Slick-Soft									
		4 Laps at start		New Tyre										
5	1'43.930	32.433	28.341	18.043	25.113									
6	1'28.074	20.912	25.563	17.074	24.525	347.3								
7	1'39.970	25.756	31.159	18.047	25.008	346.1								
9th	12	Maverick VIÑALES				APRILIA	SPA	Run # 1	Front Tyre	Slick-Medium	Rear Tyre	Slick-Soft		
		Aprilia Racing						New Tyre		New Tyre				
		Runs=3	Total laps=8	Full laps=3	Valid laps=3									
Run #	1	Front Tyre	Slick-Medium	Rear Tyre	Slick-Soft									
1	2'01.824	33.217	26.966	18.219	25.535									
2	1'28.629	21.052	25.695	17.029	24.853	345.0								
3	1'31.607	P 25.140	27.897	17.657	20.913	342.9								
Run #	2	Front Tyre	Slick-Medium	Rear Tyre	Slick-Soft									
		3 Laps at start		New Tyre										
4	1'41.524	32.081	26.903	17.548	24.992									
5	1'28.418	20.973	25.773	16.947	24.725	344.0								
6	1'26.452	P 21.360	26.609	17.407	21.076	342.9								
Run #	3	Front Tyre	Slick-Medium	Rear Tyre	Slick-Soft									
		New Tyre		New Tyre										
7	1'41.100	32.139	26.388	17.722	24.851									
8	1'28.093	20.922	25.639	16.897	24.635	341.8								
10th	72	Marco BEZZECCHI				DUCATI	ITA	Run # 1	Front Tyre	Slick-Medium	Rear Tyre	Slick-Soft		
		Mooney VR46 Racing Team						New Tyre		New Tyre				
		Runs=2	Total laps=7	Full laps=4	Valid laps=4									
Run #	1	Front Tyre	Slick-Medium	Rear Tyre	Slick-Soft									
1	1'58.536	33.129	27.660	18.149	25.218									
2	1'34.961	21.616	31.040	17.552	24.753	342.9								
3	1'29.051	21.181	25.975	17.206	24.689	348.4								
4	1'31.837	P 24.321	27.603	17.693	22.220	344.0								

11th	44	Poi ESPARGARO				KTM	SPA	Run # 1	Front Tyre	Slick-Medium	Rear Tyre	Slick-Soft		
		GASGAS Factory Racing Tech3						New Tyre		New Tyre				
		Runs=2	Total laps=7	Full laps=4	Valid laps=4									
Run #	1	Front Tyre	Slick-Medium	Rear Tyre	Slick-Soft									
1	1'54.650	32.377	27.301	17.799	25.101									
2	1'28.856	21.138	25.732	17.184	24.802	348.4								
3	1'25.178	P 21.116	26.081	17.213	20.768	346.1								
Run #	2	Front Tyre	Slick-Medium	Rear Tyre	Slick-Soft									
		3 Laps at start		New Tyre										
4	1'48.075	38.309	27.070	17.735	24.961									
5	1'28.387	21.031	25.723	17.015	24.618	348.4								
6	1'28.234	20.857	25.636	17.061	24.680	349.5								
7	1'52.478	31.640	32.355	20.640	27.843	329.3								

12th	23	Enea BASTIANINI				DUCATI	ITA	Run # 1	Front Tyre	Slick-Medium	Rear Tyre	Slick-Soft		
		Ducati Lenovo Team						New Tyre		New Tyre				
		Runs=2	Total laps=8	Full laps=5	Valid laps=5									
Run #	1	Front Tyre	Slick-Medium	Rear Tyre	Slick-Soft									
1	2'03.357	33.543	26.884	17.728	25.207									
2	1'29.100	21.285	25.811	17.183	24.821	342.9								
3	1'32.154	22.973	26.686	17.548	24.947	344.0								
4	1'29.101	21.225	25.910	17.239	24.727	344.0								
5	1'28.698	P 22.111	26.937	17.779	21.871	342.9								
Run #	2	Front Tyre	Slick-Medium	Rear Tyre	Slick-Soft									
		5 Laps at start		New Tyre										
6	1'43.849	32.494	28.235	17.917	25.203									
7	1'28.287	21.031	25.706	17.097	24.453	350.6								
8	1'36.558	23.383	28.431	18.875	25.869	348.4								

Fastest Lap: Jorge MARTIN Prima Pramac Racing SPA 1'27.246 20.772 25.182 16.935 24.357

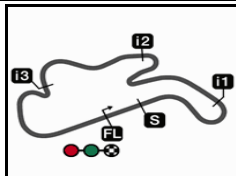
These data/results cannot be reproduced, stored and/or transmitted in whole or in part by any manner of electronic, mechanical, photocopying, recording, broadcasting or otherwise now known or herein after developed without the previous express consent by the copyright owner, except for reproduction in daily press and regular printed publications on sale to the public within 60 days of the event related to those data/results and always provided that copyright symbol appears together as follows below.
© DORNA, 2023

Official MotoGP Timing by **TISSOT**
www.motogp.com

Phillip Island, Saturday, October 21, 2023

Page 2 of 2





4448 m.

MotoGP™ GURU BY GRYFYN AUSTRALIAN MOTORCYCLE GR

MotoGP™

BMW M Award - Best Qualifier MotoGP 2023

24

Rider	Nation	Points	POR	ARG	AME	SPA	FRA	ITA	GER	NED	GBR	AUT	CAT	RSM	IND	JPN	INA	AUS	THA	MAL	QAT	VAL
1 BAGNAIA Francesco	ITA	301	20	16	25	11	25	25	25	20	13	25	25	16	16	20	3	16				
2 MARTIN Jorge	SPA	210	16	8	4	16	11	10	10	6	9	4	11	25	20	25	10	25				
3 BEZZECCHI Marco	ITA	208	8	20	11	4	9	9	11	25	25	9	6	20	25	13	7	6				
4 MARINI Luca	ITA	172	7	9	16	8	16	13	20	16	10	10	-	9	13	-	25	-				
5 ESPARGARO Aleix	SPA	157	4	7	10	25	5	8	6	10	4	5	20	11	6	7	16	13				
6 VIÑALES Maverick	SPA	156	9	11	8	7	10	3	3	9	8	20	13	13	7	8	20	7				
7 MILLER Jack	AUS	148	11	-	6	20	13	11	16	4	20	13	3	1	-	16	6	8				
8 MARQUEZ Alex	SPA	134	3	25	13	5	8	16	8	7	16	11	9	6	4	-	-	3				
9 BINDER Brad	RSA	132	1	1	5	13	6	5	7	11	6	16	7	10	2	11	11	20				
10 MARQUEZ Marc	SPA	124	25	-	-	-	20	20	9	-	2	-	4	8	10	9	8	9				
11 ZARCO Johann	FRA	121	6	10	7	9	7	7	13	8	7	6	10	3	9	6	2	11				
12 QUARTARARO Fabio	FRA	76	5	6	9	1	3	1	4	13	-	7	-	4	8	2	13	-				
13 OLIVEIRA Miguel	POR	64	13	-	1	10	-	-	-	5	-	8	16	7	-	-	4	-				
14 DI GIANNANTONIO Fabio	ITA	50	-	2	-	2	1	-	2	3	-	-	8	-	3	10	9	10				
15 BASTIANINI Enea	ITA	38	10	-	-	-	-	4	5	-	3	2	5	-	-	-	5	4				
16 RINS Alex	SPA	30	-	4	20	-	-	6	-	-	-	-	-	-	-	-	-	-				
17 MORBIDELLI Franco	ITA	28	-	13	2	3	-	2	-	1	5	1	-	-	-	-	1	-				
18 FERNANDEZ Augusto	SPA	23	-	-	-	-	4	-	1	-	11	-	-	2	-	3	-	2				
19 FERNANDEZ Raul	SPA	20	-	3	-	-	-	-	-	-	-	-	1	5	5	5	-	1				
20 MIR Joan	SPA	17	2	-	3	-	-	-	-	-	-	-	-	-	11	1	-	-				
21 NAKAGAMI Takaaki	JPN	16	-	5	-	6	2	-	-	2	-	-	-	-	1	-	-	-				
22 ESPARGARO Pol	SPA	15	-	-	-	-	-	-	-	-	1	3	2	-	-	4	-	5				

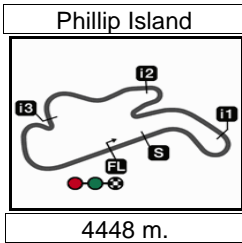
These data/results cannot be reproduced, stored and/or transmitted in whole or in part by any manner of electronic, mechanical, photocopying, recording, broadcasting or otherwise now known or herein after developed without the previous express consent by the copyright owner, except for reproduction in daily press and regular printed publications on sale to the public within 60 days of the event related to those data/results and always provided that copyright symbol appears together as follows below.
© DORNA, 2023

Official MotoGP Timing by **TISSOT**
www.motogp.com

BMW M. 



Phillip Island, Saturday, October 21, 2023



Results and timing service provided by **TISSOT**

MotoGP™

MotoGP™ GURU BY GRYFYN AUSTRALIAN MOTORCYCLE GR
Official Starting Grid

Race : 27 laps = 120.096 km

28



1	1 1'27.246 89 Jorge MARTIN Ducati	2	2 1'27.662 33 Brad BINDER KTM	3	3 1'27.714 1 Francesco BAGNAIA Ducati
2	4 1'27.844 41 Aleix ESPARGARO Aprilia	3	5 1'27.903 5 Johann ZARCO Ducati	4	6 1'27.919 49 Fabio DI GIANNANTONIO Ducati
3	7 1'28.012 93 Marc MARQUEZ Honda	4	8 1'28.074 43 Jack MILLER KTM	5	9 1'28.093 12 Maverick VIÑALES Aprilia
4	10 1'28.121 72 Marco BEZZECCHI Ducati	5	11 1'28.234 44 Pol ESPARGARO KTM	6	12 1'28.287 23 Enea BASTIANINI Ducati
5	13 1'28.324 73 Alex MARQUEZ Ducati	6	14 1'28.607 25 Raul FERNANDEZ Aprilia	7	15 1'28.841 36 Joan MIR Honda
6	16 1'28.925 20 Fabio QUARTARARO Yamaha	7	17 1'28.435 37 Augusto FERNANDEZ KTM	8	18 1'29.047 10 Luca MARINI Ducati
7	19 1'29.182 88 Miguel OLIVEIRA Aprilia	8	20 1'29.419 21 Franco MORBIDELLI Yamaha	9	21 1'29.832 30 Takaaki NAKAGAMI Honda

FIM MotoGP Stewards grid penalty for rider #37

The results are provisional until the end of the limit for protest and appeals and until the ratification of the Event Management Committee.
 Time limit for protest expires 60' at the latest after publication of the results - Time:

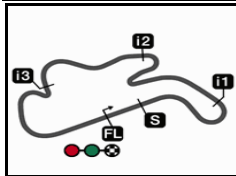

These data/results cannot be reproduced, stored and/or transmitted in whole or in part by any manner of electronic, mechanical, photocopying, recording, broadcasting or otherwise now known or herein after developed without the previous express consent by the copyright owner, except for reproduction in daily press and regular printed publications on sale to the public within 60 days of the event related to those data/results and always provided that copyright symbol appears together as follows below.
 © DORNA, 2023

Official MotoGP Timing by **TISSOT**
 www.motogp.com



Phillip Island, Saturday, October 21, 2023

Phillip Island

Results and timing service provided by 

4448 m.

MotoGP™**MotoGP™ GURU BY GRYFYN AUSTRALIAN MOTORCYCLE GR***After the Qualifying Nr. 2***Event Best Maximum Speed**

<i>Rider</i>	<i>Nation</i>	<i>Team</i>	<i>Motorcycle</i>	<i>Km/h</i>	
72 Marco BEZZECCHI	ITA	Mooney VR46 Racing Team	DUCATI	351.8	Qualifying Nr. 2
49 Fabio DI GIANNANTONIO	ITA	Gresini Racing MotoGP	DUCATI	350.6	Qualifying Nr. 2
44 PoI ESPARGARO	SPA	GASGAS Factory Racing Tech3	KTM	350.6	Free Practice Nr. 1
1 Francesco BAGNAIA	ITA	Ducati Lenovo Team	DUCATI	350.6	Qualifying Nr. 1
23 Enea BASTIANINI	ITA	Ducati Lenovo Team	DUCATI	350.6	Qualifying Nr. 2
89 Jorge MARTIN	SPA	Prima Pramac Racing	DUCATI	349.5	Free Practice Nr. 1
10 Luca MARINI	ITA	Mooney VR46 Racing Team	DUCATI	349.5	Qualifying Nr. 1
73 Alex MARQUEZ	SPA	Gresini Racing MotoGP	DUCATI	349.5	Free Practice Nr. 1
33 Brad BINDER	RSA	Red Bull KTM Factory Racing	KTM	349.5	Qualifying Nr. 2
5 Johann ZARCO	FRA	Prima Pramac Racing	DUCATI	348.4	Qualifying Nr. 2
36 Joan MIR	SPA	Repsol Honda Team	HONDA	347.3	Free Practice Nr. 1
43 Jack MILLER	AUS	Red Bull KTM Factory Racing	KTM	347.3	Qualifying Nr. 2
12 Maverick VIÑALES	SPA	Aprilia Racing	APRILIA	347.3	Free Practice Nr. 1
93 Marc MARQUEZ	SPA	Repsol Honda Team	HONDA	347.3	Qualifying Nr. 2
21 Franco MORBIDELLI	ITA	Monster Energy Yamaha MotoGP	YAMAHA	345.0	Qualifying Nr. 1
41 Aleix ESPARGARO	SPA	Aprilia Racing	APRILIA	345.0	Free Practice Nr. 1
37 Augusto FERNANDEZ	SPA	GASGAS Factory Racing Tech3	KTM	345.0	Qualifying Nr. 1
20 Fabio QUARTARARO	FRA	Monster Energy Yamaha MotoGP	YAMAHA	344.0	Qualifying Nr. 1
25 Raul FERNANDEZ	SPA	CryptoDATA RNF MotoGP Team	APRILIA	342.9	Qualifying Nr. 1
88 Miguel OLIVEIRA	POR	CryptoDATA RNF MotoGP Team	APRILIA	342.9	Practice
30 Takaaki NAKAGAMI	JPN	LCR Honda IDEMITSU	HONDA	341.8	Practice
42 Alex RINS	SPA	LCR Honda CASTROL	HONDA	341.8	Practice

These data/results cannot be reproduced, stored and/or transmitted in whole or in part by any manner of electronic, mechanical, photocopying, recording, broadcasting or otherwise now known or herein after developed without the previous express consent by the copyright owner, except for reproduction in daily press and regular printed publications on sale to the public within 60 days of the event related to those data/results and always provided that copyright symbol appears together as follows below.


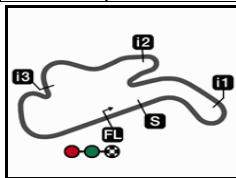
© DORNA, 2023

Official MotoGP Timing by TISSOT
www.motogp.com

Phillip Island, Saturday, October 21, 2023



Phillip Island

Results and timing service provided by  TISSOT

4448 m.

MotoGP™ GURU BY GRYFYN AUSTRALIAN MOTORCYCLE GR

Qualifying Nr. 2

Best Partial Times

MotoGP™

IT Ideal Lap Time, sum of the best partial times

BT Best Lap Time

T1			T2			T3			T4				
Pos	Rider	Time	Rider	Time	Rider	Time	Rider	Time	Pos	Rider	IT	BT	
1	J.MARTIN	20.772	J.MARTIN	25.182	M.VIÑALES	16.897	F.BAGNAIA	24.351	1	J.MARTIN	1'27.246	1'27.246	(1)
2	A.ESPARGARO	20.808	B.BINDER	25.409	B.BINDER	16.935	J.ZARCO	24.355	2	B.BINDER	1'27.632	1'27.662	(2)
3	M.MARQUEZ	20.835	F.BAGNAIA	25.474	J.MARTIN	16.935	J.MARTIN	24.357	3	F.BAGNAIA	1'27.714	1'27.714	(3)
4	B.BINDER	20.838	A.ESPARGARO	25.488	A.ESPARGARO	16.947	B.BINDER	24.450	4	A.ESPARGAR	1'27.832	1'27.844	(4)
5	P.ESPARGARO	20.857	F.DI GIANNANTO	25.497	M.BEZZECCHI	16.979	E.BASTIANINI	24.453	5	J.ZARCO	1'27.903	1'27.903	(5)
6	F.BAGNAIA	20.883	M.MARQUEZ	25.546	J.ZARCO	16.983	F.DI GIANNANTO	24.464	6	F.DI GIANNAN	1'27.919	1'27.919	(6)
7	F.DI GIANNANTO	20.907	J.MILLER	25.563	F.BAGNAIA	17.006	J.MILLER	24.525	7	M.MARQUEZ	1'28.012	1'28.012	(7)
8	J.MILLER	20.912	J.ZARCO	25.597	P.ESPARGARO	17.015	M.BEZZECCHI	24.526	8	J.MILLER	1'28.074	1'28.074	(8)
9	M.BEZZECCHI	20.913	P.ESPARGARO	25.636	F.DI GIANNANTO	17.051	M.MARQUEZ	24.580	8	M.BEZZECCHI	1'28.074	1'28.121	(10)
10	M.VIÑALES	20.922	M.VIÑALES	25.639	M.MARQUEZ	17.051	A.ESPARGARO	24.589	10	M.VIÑALES	1'28.093	1'28.093	(9)
11	J.ZARCO	20.968	M.BEZZECCHI	25.656	J.MILLER	17.074	P.ESPARGARO	24.618	11	P.ESPARGAR	1'28.126	1'28.234	(11)
12	E.BASTIANINI	21.031	E.BASTIANINI	25.706	E.BASTIANINI	17.097	M.VIÑALES	24.635	12	E.BASTIANINI	1'28.287	1'28.287	(12)


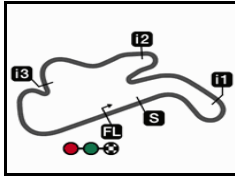
These data/results cannot be reproduced, stored and/or transmitted in whole or in part by any manner of electronic, mechanical, photocopying, recording, broadcasting or otherwise now known or herein after developed without the previous express consent by the copyright owner, except for reproduction in daily press and regular printed publications on sale to the public within 60 days of the event related to those data/results and always provided that copyright symbol appears together as follows below.

© DORNA, 2023


Official MotoGP Timing by TISSOT
www.motogp.com



Phillip Island

Results and timing service provided by **MotoGP™****MotoGP™ GURU BY GRYFYN AUSTRALIAN MOTORCYCLE GR****Qualifying Nr. 2****Fastest Laps Sequence**

4448 m.

<i>Practice Time</i>	 <i>Rider</i>	<i>Nation</i>	<i>Motorcycle</i>	<i>Time</i>	<i>Km/h</i>	<i>Rider's Lap</i>
3'18.723	89 Jorge MARTIN	SPA	DUCATI	1'27.869	182.2	2
4'46.569	89 Jorge MARTIN	SPA	DUCATI	1'27.846	182.2	3
13'43.741	89 Jorge MARTIN	SPA	DUCATI	1'27.246	183.5	6

These data/results cannot be reproduced, stored and/or transmitted in whole or in part by any manner of electronic, mechanical, photocopying, recording, broadcasting or otherwise now known or herein after developed without the previous express consent by the copyright owner, except for reproduction in daily press and regular printed publications on sale to the public within 60 days of the event related to those data/results and always provided that copyright symbol appears together as follows below.

© DORNA, 2023

Official MotoGP Timing by **TISSOT**
www.motogp.com

Phillip Island, Saturday, October 21, 2023