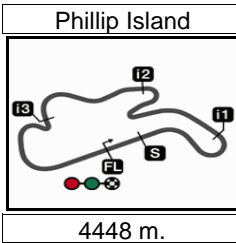



Warm Up
Classification

25



4448 m.

		Rider	Nation	Team	Motorcycle	Time	Lap	Total	Gap	Top Speed
1	12	Maverick VIÑALES	SPA	Aprilia Racing	APRILIA	1'39.036	5	6		322.5
2	89	Jorge MARTIN	SPA	Prima Pramac Racing	DUCATI	1'40.240	6	6	1.204 1.204	323.4
3	93	Marc MARQUEZ	SPA	Repsol Honda Team	HONDA	1'40.302	5	6	1.266 0.062	315.9
4	43	Jack MILLER	AUS	Red Bull KTM Factory Racing	KTM	1'40.469	5	6	1.433 0.167	315.9
5	33	Brad BINDER	RSA	Red Bull KTM Factory Racing	KTM	1'40.722	5	6	1.686 0.253	299.3
6	37	Augusto FERNANDEZ	SPA	GASGAS Factory Racing Tech3	KTM	1'40.875	5	6	1.839 0.153	304.3
7	73	Alex MARQUEZ	SPA	Gresini Racing MotoGP	DUCATI	1'41.051	4	6	2.015 0.176	311.3
8	44	Po ESPARGARO	SPA	GASGAS Factory Racing Tech3	KTM	1'41.129	4	6	2.093 0.078	326.3
9	25	Raul FERNANDEZ	SPA	CryptoDATA RNF MotoGP Team	APRILIA	1'41.179	6	6	2.143 0.050	301.0
10	20	Fabio QUARTARARO	FRA	Monster Energy Yamaha MotoGP	YAMAHA	1'41.361	5	5	2.325 0.182	314.0
11	36	Joan MIR	SPA	Repsol Honda Team	HONDA	1'41.540	5	6	2.504 0.179	301.8
12	10	Luca MARINI	ITA	Mooney VR46 Racing Team	DUCATI	1'41.634	6	6	2.598 0.094	316.8
13	5	Johann ZARCO	FRA	Prima Pramac Racing	DUCATI	1'41.716	5	5	2.680 0.082	303.5
14	21	Franco MORBIDELLI	ITA	Monster Energy Yamaha MotoGP	YAMAHA	1'41.857	4	5	2.821 0.141	319.6
15	72	Marco BEZZECCHI	ITA	Mooney VR46 Racing Team	DUCATI	1'42.646	6	6	3.610 0.789	290.5
16	41	Aleix ESPARGARO	SPA	Aprilia Racing	APRILIA	1'42.792	5	5	3.756 0.146	297.6
17	49	Fabio DI GIANNANTONIO	ITA	Gresini Racing MotoGP	DUCATI	1'42.818	6	6	3.782 0.026	304.3
18	23	Enea BASTIANINI	ITA	Ducati Lenovo Team	DUCATI	1'43.178	4	6	4.142 0.360	311.3
19	88	Miguel OLIVEIRA	POR	CryptoDATA RNF MotoGP Team	APRILIA	1'43.577	5	5	4.541 0.399	300.1
20	1	Francesco BAGNAIA	ITA	Ducati Lenovo Team	DUCATI	1'43.748	6	6	4.712 0.171	299.3
21	30	Takaaki NAKAGAMI	JPN	LCR Honda IDEMITSU	HONDA	1'46.352	3	5	7.316 2.604	282.9

Practice condition: **Wet**

Air: 12°

Humidity: 68%

Ground: 13°

Fastest Lap:	Lap: 5	Maverick VIÑALES	1'39.036	161.6 Km/h
Best Race Lap:	2013	Marc MARQUEZ	1'28.108	181.7 Km/h
All Time Lap Record:	2023	Jorge MARTIN	1'27.246	183.5 Km/h

The results are provisional until the end of the limit for protest and appeals.

Time limit for protest expires 60' after publication of the results - Time:

These data/results cannot be reproduced, stored and/or transmitted in whole or in part by any manner of electronic, mechanical, photocopying, recording, broadcasting or otherwise now known or herein after developed without the previous express consent by the copyright owner, except for reproduction in daily press and regular printed publications on sale to the public within 60 days of the event related to those data/results and always provided that copyright symbol appears together as follows below.

© DORNA, 2023

Official MotoGP Timing by **TISSOT**
www.motogp.com

Phillip Island, Sunday, October 22, 2023



*Rider**Nation**Motorcycle**Top 5 speeds**Average**Top*

<i>Rider</i>	<i>Nation</i>	<i>Motorcycle</i>	<i>Top 5 speeds</i>					<i>Average</i>	<i>Top</i>
44 Po ESPARGARO	SPA	KTM	326.3	321.5	317.7	315.0	292.8	314.7	326.3
89 Jorge MARTIN	SPA	DUCATI	323.4	317.7	310.4	303.5	281.4	307.3	323.4
12 Maverick VIÑALES	SPA	APRILIA	322.5	320.5	317.7	313.1	299.3	314.6	322.5
21 Franco MORBIDELLI	ITA	YAMAHA	319.6	315.9	311.3	296.8	293.6	307.4	319.6
10 Luca MARINI	ITA	DUCATI	316.8	309.6	309.6	303.5	293.6	306.6	316.8
43 Jack MILLER	AUS	KTM	315.9	304.3	303.5	303.5	300.1	305.5	315.9
93 Marc MARQUEZ	SPA	HONDA	315.9	314.0	308.7	301.8		310.1	315.9
20 Fabio QUARTARARO	FRA	YAMAHA	314.0	309.6	291.2	274.3		297.3	314.0
23 Enea BASTIANINI	ITA	DUCATI	311.3	304.3	304.3	292.0	288.1	300.0	311.3
73 Alex MARQUEZ	SPA	DUCATI	311.3	304.3	299.3	298.5	294.4	301.6	311.3
37 Augusto FERNANDEZ	SPA	KTM	304.3	304.3	296.0	294.4	270.2	293.8	304.3
49 Fabio DI GIANNANTONIO	ITA	DUCATI	304.3	284.4	280.0	278.5	275.0	284.4	304.3
5 Johann ZARCO	FRA	DUCATI	303.5	301.8	296.8	295.2	286.6	296.8	303.5
36 Joan MIR	SPA	HONDA	301.8	301.0	296.8	293.6	283.6	295.4	301.8
25 Raul FERNANDEZ	SPA	APRILIA	301.0	297.6	293.6	288.1	286.6	293.4	301.0
88 Miguel OLIVEIRA	POR	APRILIA	300.1	297.6	290.5	282.9	282.1	290.6	300.1
1 Francesco BAGNAIA	ITA	DUCATI	299.3	288.9	282.1	277.1	270.2	283.5	299.3
33 Brad BINDER	RSA	KTM	299.3	296.0	293.6	293.6	292.8	295.1	299.3
41 Aleix ESPARGARO	SPA	APRILIA	297.6	296.8	296.0	285.1	278.5	290.8	297.6
72 Marco BEZZECCHI	ITA	DUCATI	290.5	289.7	282.1	280.7	275.0	283.6	290.5
30 Takaaki NAKAGAMI	JPN	HONDA	282.9	282.1	279.2	278.5	272.2	279.0	282.9

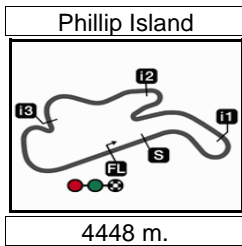
These data/results cannot be reproduced, stored and/or transmitted in whole or in part by any manner of electronic, mechanical, photocopying, recording, broadcasting or otherwise now known or herein after developed without the previous express consent of the copyright owner, except for reproduction in daily press and regular printed publications on sale to the public within 60 days of the event related to those data/results and always provided that copyright symbol appears together as follows below.

© DORNA, 2023

Official MotoGP Timing by **TISSOT**
www.motogp.com



Phillip Island, Sunday, October 22, 2023



Results and timing service provided by TISSOT

MotoGP™

MotoGP™ GURU BY GRYFYN AUSTRALIAN MOTORCYCLE GR
Warm Up

Chronological Analysis of Performances

27

* Lap / Sector time cancelled

T1 Time from finish line to 1st intermediate

T3 Time from 2nd intermed. to 3rd intermed.

P Crossing the finish line in pit lane

T2 Time from 1st intermed. to 2nd intermed.

T4 Time from 3rd intermediate to finish line

**Tyre data subject to further updates

Lap	Lap Time	T1	T2	T3	T4	Speed	Lap	Lap Time	T1	T2	T3	T4	Speed	
1st	12	Maverick VIÑALES APRILIA SPA						4	1'41.423	24.456	29.868	19.593	27.506	303.5
		Aprilia Racing						5	1'40.469	24.014	29.332	19.575	27.548	315.9
		Runs=1 Total laps=6 Full laps=5 Valid laps=5						6	1'46.592	28.202	30.373	19.984	28.033	300.1
<i>Run #</i>	<i>1</i>	<i>Front Tyre</i>	<i>Wet-Soft</i>	<i>Rear Tyre</i>	<i>Wet-Soft</i>									
		<i>New Tyre</i>		<i>New Tyre</i>										
1	2'07.072	37.066	32.979	20.910	28.539									
2	1'42.687	24.958	30.772	19.578	27.379	299.3								
3	1'40.514	24.063	29.762	19.505	27.184	313.1								
4	1'39.709	23.751	29.425	19.338	27.195	317.7								
5	1'39.036	23.516	29.421	19.067	27.032	320.5								
6	1'39.536	23.443	29.344	19.260	27.489	322.5								
2nd	89	Jorge MARTIN DUCATI SPA												
		Prima Pramac Racing												
		Runs=1 Total laps=6 Full laps=5 Valid laps=5												
<i>Run #</i>	<i>1</i>	<i>Front Tyre</i>	<i>Wet-Soft</i>	<i>Rear Tyre</i>	<i>Wet-Soft</i>									
		<i>New Tyre</i>		<i>New Tyre</i>										
1	2'34.938	36.031	31.484	20.700	29.309									
2	1'44.014	25.302	30.403	20.283	28.026	317.7								
3	1'42.105	24.710	29.647	19.879	27.869	303.5								
4	1'46.310	28.346	30.536	19.754	27.674	281.4								
5	1'41.028	24.091	29.626	19.954	27.357	310.4								
6	1'40.240	24.071	29.096	19.607	27.466	323.4								
3rd	93	Marc MARQUEZ HONDA SPA												
		Repsol Honda Team												
		Runs=2 Total laps=6 Full laps=4 Valid laps=4												
<i>Run #</i>	<i>1</i>	<i>Front Tyre</i>	<i>Wet-Medium</i>	<i>Rear Tyre</i>	<i>Wet-Soft</i>									
		<i>New Tyre</i>		<i>New Tyre</i>										
1	2'02.898 P	36.468	32.624	21.433	23.637									
<i>Run #</i>	<i>2</i>	<i>Front Tyre</i>	<i>Wet-Soft</i>	<i>Rear Tyre</i>	<i>Wet-Soft</i>									
		<i>New Tyre</i>		<i>New Tyre</i>										
2	1'57.637	36.806	31.684	20.811	28.336									
3	1'43.413	24.741	30.210	20.268	28.194	308.7								
4	1'42.478	24.651	30.111	19.978	27.738	301.8								
5	1'40.302	24.076	29.115	19.764	27.347	314.0								
6	1'49.012	25.156	32.425	21.155	30.276	315.9								
4th	43	Jack MILLER KTM AUS												
		Red Bull KTM Factory Racing												
		Runs=1 Total laps=6 Full laps=5 Valid laps=5												
<i>Run #</i>	<i>1</i>	<i>Front Tyre</i>	<i>Wet-Soft</i>	<i>Rear Tyre</i>	<i>Wet-Soft</i>									
		<i>New Tyre</i>		<i>New Tyre</i>										
1	2'20.816	37.808	33.318	21.017	29.555									
2	1'44.575	25.274	30.956	20.211	28.134	304.3								
3	1'42.688	24.966	29.830	19.823	28.069	303.5								
5th	33	Brad BINDER KTM RSA												
		Red Bull KTM Factory Racing												
		Runs=1 Total laps=6 Full laps=5 Valid laps=5												
<i>Run #</i>	<i>1</i>	<i>Front Tyre</i>	<i>Wet-Soft</i>	<i>Rear Tyre</i>	<i>Wet-Soft</i>									
		<i>New Tyre</i>		<i>New Tyre</i>										
1	2'21.385	39.713	34.772	21.515	29.201									
2	1'45.275	25.399	31.026	20.261	28.589	292.8								
3	1'42.345	24.757	30.038	19.836	27.714	293.6								
4	1'41.178	24.376	29.810	19.649	27.343	293.6								
5	1'40.722	24.206	29.533	19.648	27.335	296.0								
6	1'44.758	24.551	31.873	20.343	27.991	299.3								
6th	37	Augusto FERNANDEZ KTM SPA												
		GASGAS Factory Racing Tech3												
		Runs=1 Total laps=6 Full laps=5 Valid laps=5												
<i>Run #</i>	<i>1</i>	<i>Front Tyre</i>	<i>Wet-Soft</i>	<i>Rear Tyre</i>	<i>Wet-Soft</i>									
		<i>New Tyre</i>		<i>New Tyre</i>										
1	2'25.254	39.550	35.520	22.450	29.754									
2	1'46.304	25.979	31.601	20.668	28.056	270.2								
3	1'42.543	24.599	30.588	19.991	27.365	294.4								
4	1'41.126	24.277	29.646	19.913	27.290	296.0								
5	1'40.875	24.077	29.803	19.759	27.236	304.3								
6	1'41.298	24.111	29.901	19.941	27.345	304.3								
7th	73	Alex MARQUEZ DUCATI SPA												
		Gresini Racing MotoGP												
		Runs=1 Total laps=6 Full laps=5 Valid laps=5												
<i>Run #</i>	<i>1</i>	<i>Front Tyre</i>	<i>Wet-Soft</i>	<i>Rear Tyre</i>	<i>Wet-Soft</i>									
		<i>New Tyre</i>		<i>New Tyre</i>										
1	2'22.407	39.142	35.525	21.660	29.554									
2	1'44.940	25.625	30.955	20.280	28.080	304.3								
3	1'41.932	24.599	30.046	19.704	27.583	299.3								
4	1'41.051	24.530	29.643	19.632	27.246	298.5								
5	1'41.755	24.461	29.418	19.566	28.310	294.4								
6	1'41.127	24.348	29.742	19.561	27.476	311.3								
8th	44	Poi ESPARGARO KTM SPA												
		GASGAS Factory Racing Tech3												
		Runs=1 Total laps=6 Full laps=5 Valid laps=5												
<i>Run #</i>	<i>1</i>	<i>Front Tyre</i>	<i>Wet-Soft</i>	<i>Rear Tyre</i>	<i>Wet-Soft</i>									
		<i>New Tyre</i>		<i>New Tyre</i>										
1	2'21.018	37.778	33.149	21.016	29.014									
2	1'44.373	25.320	30.831	20.220	28.002	292.8								

Fastest Lap: Maverick VIÑALES Aprilia Racing SPA **1'39.036** 23.516 29.421 19.067 27.032

These data/results cannot be reproduced, stored and/or transmitted in whole or in part by any manner of electronic, mechanical, photocopying, recording, broadcasting or otherwise now known or herein after developed without the previous express consent by the copyright owner, except for reproduction in daily press and regular printed publications on sale to the public within 60 days of the event related to those data/results and always provided that copyright symbol appears together as follows below.
 © DORNA, 2023



Warm Up

MotoGP

Lap	Lap Time	T1	T2	T3	T4	Speed	Lap	Lap Time	T1	T2	T3	T4	Speed
3	1'42.526	24.348	30.002	19.966	28.210	321.5	2	1'46.693	25.965	31.739	20.579	28.410	286.6
4	1'41.129	24.247	29.723	19.588	27.571	317.7	3	1'44.222	25.181	30.856	20.305	27.880	295.2
5	1'43.620	26.629	29.734	19.644	27.613	326.3	4	1'44.756	25.057	31.586	20.322	27.791	301.8
6	1'41.159	24.185	29.680	19.655	27.639	315.0	5	1'41.716	24.502	29.613	19.809	27.792	296.8
								PIT	27.299	39.092	22.798	26.791	303.5

9th 25 Raul FERNANDEZ APRILIA SPA
CryptoDATA RNF MotoGP Team
Runs=1 Total laps=6 Full laps=5 Valid laps=5

Run #	1	Front Tyre	Wet-Soft	Rear Tyre	Wet-Soft	
			New Tyre		New Tyre	
1	2'37.830	36.046	32.254	20.520	28.502	
2	1'43.605	25.112	30.860	19.847	27.786	293.6
3	1'42.324	24.635	30.071	20.021	27.597	288.1
4	1'41.592	24.473	29.511	19.831	27.777	301.0
5	1'46.431	27.223	30.439	20.382	28.387	286.6
6	1'41.179	24.113	29.452	19.713	27.901	297.6

10th 20 Fabio QUARTARARO YAMAHA FRA
Monster Energy Yamaha MotoGP
Runs=1 Total laps=5 Full laps=4 Valid laps=4

Run #	1	Front Tyre	Wet-Soft	Rear Tyre	Wet-Soft	
			New Tyre		New Tyre	
1	3'11.518	35.692	46.880	22.179	29.175	
2	1'43.364	25.032	30.516	19.981	27.835	274.3
3	1'42.933	24.641	30.586	19.913	27.793	291.2
4	1'41.516	24.400	29.880	19.642	27.594	314.0
5	1'41.361	24.423	29.812	19.634	27.492	309.6

11th 36 Joan MIR HONDA SPA
Repsol Honda Team
Runs=1 Total laps=6 Full laps=5 Valid laps=5

Run #	1	Front Tyre	Wet-Soft	Rear Tyre	Wet-Soft	
			New Tyre		New Tyre	
1	2'24.455	38.375	34.251	22.365	29.498	
2	1'45.723	25.718	30.920	20.825	28.260	283.6
3	1'43.062	24.986	29.889	20.103	28.084	293.6
4	1'42.571	24.701	29.747	20.062	28.061	301.8
5	1'41.540	24.366	29.708	19.846	27.620	296.8
6	1'50.267	24.599	33.326	22.414	29.928	301.0

12th 10 Luca MARINI DUCATI ITA
Mooney VR46 Racing Team
Runs=1 Total laps=6 Full laps=5 Valid laps=5

Run #	1	Front Tyre	Wet-Soft	Rear Tyre	Wet-Soft	
			New Tyre		New Tyre	
1	2'23.873	39.759	34.585	22.014	29.478	
2	1'45.826	25.933	31.095	20.617	28.181	293.6
3	1'42.344	24.580	29.871	20.096	27.797	309.6
4	1'41.714	24.609	29.852	19.750	27.503	309.6
5	1'46.331	28.368	30.376	19.955	27.632	316.8
6	1'41.634	24.303	29.593	20.120	27.618	303.5

13th 5 Johann ZARCO DUCATI FRA
Prima Pramac Racing
Runs=1 Total laps=5 Full laps=4 Valid laps=4

Run #	1	Front Tyre	Wet-Soft	Rear Tyre	Wet-Soft
			New Tyre		New Tyre
1	2'46.106	36.050	33.309	21.409	29.554

14th 21 Franco MORBIDELLI YAMAHA ITA
Monster Energy Yamaha MotoGP
Runs=1 Total laps=5 Full laps=4 Valid laps=4

Run #	1	Front Tyre	Wet-Soft	Rear Tyre	Wet-Soft		
			New Tyre		New Tyre		
1	2'48.377	36.973	32.987	21.221	29.053		
2	1'47.108	26.901	31.349	20.603	28.255	296.8	
3	1'41.867	24.520	29.732	20.111	27.504	311.3	
4	1'41.857	24.404	29.925	19.921	27.607	293.6	
5	1'49.838	30.097	31.333	20.420	27.988	319.6	
		PIT	24.584	35.406	22.382	27.273	315.9

15th 72 Marco BEZZECCHI DUCATI ITA
Mooney VR46 Racing Team
Runs=1 Total laps=6 Full laps=5 Valid laps=5

Run #	1	Front Tyre	Wet-Soft	Rear Tyre	Wet-Soft	
			New Tyre		New Tyre	
1	2'27.280	40.792	35.244	23.025	31.966	
2	1'48.752	26.572	32.762	21.041	28.377	282.1
3	1'45.349	25.581	30.928	20.613	28.227	275.0
4	1'44.148	25.461	30.410	20.200	28.077	280.7
5	1'44.015	25.159	30.696	20.072	28.088	290.5
6	1'42.646	24.753	30.188	20.110	27.595	289.7

16th 41 Aleix ESPARGARO APRILIA SPA
Aprilia Racing
Runs=1 Total laps=5 Full laps=4 Valid laps=4

Run #	1	Front Tyre	Wet-Soft	Rear Tyre	Wet-Soft		
			New Tyre		New Tyre		
1	2'35.202	37.226	34.104	21.575	29.736		
2	1'45.293	25.504	31.034	20.338	28.417	285.1	
3	1'43.852	24.892	30.552	20.592	27.816	278.5	
4	1'49.989	24.580	36.799	20.597	28.013	297.6	
5	1'42.792	24.333	30.379	19.919	28.161	296.0	
		PIT	26.903	32.865	21.715	26.980	296.8

17th 49 Fabio DI GIANNANTONI DUCATI ITA
Gresini Racing MotoGP
Runs=1 Total laps=6 Full laps=5 Valid laps=5

Run #	1	Front Tyre	Wet-Soft	Rear Tyre	Wet-Soft	
			New Tyre		New Tyre	
1	2'28.036	37.169	33.774	21.675	29.279	
2	1'47.352	26.088	31.771	20.920	28.573	278.5
3	1'45.632	25.758	31.029	20.462	28.383	275.0
4	1'44.420	25.588	30.349	20.137	28.346	280.0
5	1'43.701	25.103	30.352	20.247	27.999	284.4
6	1'42.818	24.702	30.236	19.964	27.916	304.3

Fastest Lap: Maverick VIÑALES Aprilia Racing SPA **1'39.036** 23.516 29.421 19.067 27.032

These data/results cannot be reproduced, stored and/or transmitted in whole or in part by any manner of electronic, mechanical, photocopying, recording, broadcasting or otherwise now known or herein after developed without the previous express consent by the copyright owner, except for reproduction in daily press and regular printed publications on sale to the public within 60 days of the event related to those data/results and always provided that copyright symbol appears together as follows below.
© DORNA, 2023

Official MotoGP Timing by TISSOT
www.motogp.com



Lap	Lap Time	T1	T2	T3	T4	Speed	Lap	Lap Time	T1	T2	T3	T4	Speed
-----	----------	----	----	----	----	-------	-----	----------	----	----	----	----	-------

18th	23	Enea BASTIANINI		DUCATI	ITA	
		Ducati Lenovo Team				
		Runs=1	Total laps=6	Full laps=5	Valid laps=5	
Run #	1	Front Tyre	Wet-Soft	Rear Tyre	Wet-Soft	
		New Tyre		New Tyre		
1	2'56.545	37.823	33.156	21.479	29.436	
2	1'45.330	25.564	31.157	20.489	28.120	292.0
3	1'43.617	25.110	30.368	20.125	28.014	304.3
4	1'43.178	24.814	30.474	20.028	27.862	304.3
5	1'43.328	25.130	29.812	20.158	28.228	311.3
6	1'43.326	25.079	30.417	20.025	27.805	288.1

19th	88	Miguel OLIVEIRA		APRILIA	POR	
		CryptoDATA RNF MotoGP Team				
		Runs=1	Total laps=5	Full laps=4	Valid laps=4	
Run #	1	Front Tyre	Wet-Soft	Rear Tyre	Wet-Soft	
		New Tyre		New Tyre		
1	2'36.136	38.050	34.054	21.658	30.858	
2	1'47.938	26.298	32.279	20.801	28.560	282.9
3	1'44.259	25.061	31.089	20.116	27.993	290.5
4	1'43.916	25.104	30.459	20.247	28.106	300.1
5	1'43.577	24.926	30.628	20.049	27.974	297.6
	PIT	28.631	34.157	21.487	26.185	282.1

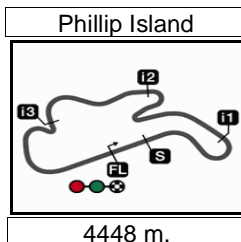
20th	1	Francesco BAGNAIA		DUCATI	ITA	
		Ducati Lenovo Team				
		Runs=1	Total laps=6	Full laps=5	Valid laps=5	
Run #	1	Front Tyre	Wet-Soft	Rear Tyre	Wet-Soft	
		New Tyre		New Tyre		
1	2'27.363	38.201	32.909	22.006	29.767	
2	1'47.947	26.626	31.630	20.975	28.716	270.2
3	1'45.650	25.686	30.880	20.585	28.499	282.1
4	1'44.238	25.406	30.252	20.235	28.345	277.1
5	1'43.931	25.159	30.386	20.225	28.161	288.9
6	1'43.748	24.913	30.346	20.186	28.303	299.3

21st	30	Takaaki NAKAGAMI		HONDA	JPN	
		LCR Honda IDEMITSU				
		Runs=1	Total laps=5	Full laps=4	Valid laps=4	
Run #	1	Front Tyre	Wet-Soft	Rear Tyre	Wet-Soft	
		New Tyre		New Tyre		
1	2'31.263	39.835	36.317	22.552	30.094	
2	1'48.501	26.291	32.293	21.094	28.823	279.2
3	1'46.352	25.394	31.691	20.702	28.565	282.1
4	1'50.648	25.352	31.649	24.280	29.367	282.9
5	1'54.628	25.757	35.367	23.615	29.889	272.2
	PIT	29.252	34.241	22.459	27.684	278.5

Fastest Lap: Maverick VIÑALES	Aprilia Racing	SPA	1'39.036	23.516	29.421	19.067	27.032
--------------------------------------	----------------	-----	-----------------	--------	--------	--------	--------

These data/results cannot be reproduced, stored and/or transmitted in whole or in part by any manner of electronic, mechanical, photocopying, recording, broadcasting or otherwise now known or herein after developed without the previous express consent by the copyright owner, except for reproduction in daily press and regular printed publications on sale to the public within 60 days of the event related to those data/results and always provided that copyright symbol appears together as follows below.
© DORNA, 2023





Results and timing service provided by **TISSOT**

MotoGP™ GURU BY GRYFYN AUSTRALIAN MOTORCYCLE GR

Warm Up

Best Partial Times

MotoGP™

IT Ideal Lap Time, sum of the best partial times

BT Best Lap Time


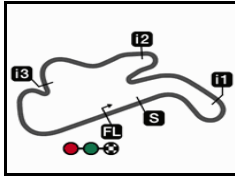
T1		T2		T3		T4				IT	BT	
Pos	Rider	Time	Rider	Time	Rider	Time	Rider	Time	Pos	Rider	IT	BT
1	M.VIÑALES	23.443	J.MARTIN	29.096	M.VIÑALES	19.067	M.VIÑALES	27.032	1	M.VIÑALES	1'38.886	1'39.036 (1)
2	J.MILLER	24.014	M.MARQUEZ	29.115	A.MARQUEZ	19.561	A.FERNANDEZ	27.236	2	J.MARTIN	1'40.131	1'40.240 (2)
3	J.MARTIN	24.071	J.MILLER	29.332	J.MILLER	19.575	A.MARQUEZ	27.246	3	M.MARQUEZ	1'40.302	1'40.302 (3)
4	M.MARQUEZ	24.076	M.VIÑALES	29.344	P.ESPARGARO	19.588	B.BINDER	27.335	4	J.MILLER	1'40.427	1'40.469 (4)
5	A.FERNANDEZ	24.077	A.MARQUEZ	29.418	J.MARTIN	19.607	M.MARQUEZ	27.347	5	A.MARQUEZ	1'40.573	1'41.051 (7)
6	R.FERNANDEZ	24.113	R.FERNANDEZ	29.452	F.QUARTARARO	19.634	J.MARTIN	27.357	6	A.FERNANDEZ	1'40.718	1'40.875 (6)
7	P.ESPARGARO	24.185	B.BINDER	29.533	B.BINDER	19.648	F.QUARTARARO	27.492	7	B.BINDER	1'40.722	1'40.722 (5)
8	B.BINDER	24.206	L.MARINI	29.593	R.FERNANDEZ	19.713	L.MARINI	27.503	8	R.FERNANDEZ	1'40.875	1'41.179 (9)
9	L.MARINI	24.303	J.ZARCO	29.613	L.MARINI	19.750	F.MORBIDELLI	27.504	9	P.ESPARGAR	1'41.024	1'41.129 (8)
10	A.ESPARGARO	24.333	A.FERNANDEZ	29.646	A.FERNANDEZ	19.759	J.MILLER	27.506	10	L.MARINI	1'41.149	1'41.634 (12)
11	A.MARQUEZ	24.348	P.ESPARGARO	29.680	M.MARQUEZ	19.764	P.ESPARGARO	27.571	11	F.QUARTARAR	1'41.338	1'41.361 (10)
12	J.MIR	24.366	J.MIR	29.708	J.ZARCO	19.809	M.BEZZECCHI	27.595	12	J.MIR	1'41.540	1'41.540 (11)
13	F.QUARTARARO	24.400	F.MORBIDELLI	29.732	J.MIR	19.846	R.FERNANDEZ	27.597	13	F.MORBIDELLI	1'41.561	1'41.857 (14)
14	F.MORBIDELLI	24.404	F.QUARTARARO	29.812	A.ESPARGARO	19.919	J.MIR	27.620	14	J.ZARCO	1'41.715	1'41.716 (13)
15	J.ZARCO	24.502	E.BASTIANINI	29.812	F.MORBIDELLI	19.921	J.ZARCO	27.791	15	A.ESPARGAR	1'42.447	1'42.792 (16)
16	DI GIANNANTO	24.702	M.BEZZECCHI	30.188	F.DI GIANNANTO	19.964	E.BASTIANINI	27.805	16	E.BASTIANINI	1'42.456	1'43.178 (18)
17	M.BEZZECCHI	24.753	F.DI GIANNANTO	30.236	E.BASTIANINI	20.025	A.ESPARGARO	27.816	17	M.BEZZECCHI	1'42.608	1'42.646 (15)
18	E.BASTIANINI	24.814	F.BAGNAIA	30.252	M.OLIVEIRA	20.049	F.DI GIANNANTO	27.916	18	F.DI GIANNAN	1'42.818	1'42.818 (17)
19	F.BAGNAIA	24.913	A.ESPARGARO	30.379	M.BEZZECCHI	20.072	M.OLIVEIRA	27.974	19	M.OLIVEIRA	1'43.408	1'43.577 (19)
20	M.OLIVEIRA	24.926	M.OLIVEIRA	30.459	F.BAGNAIA	20.186	F.BAGNAIA	28.161	20	F.BAGNAIA	1'43.512	1'43.748 (20)
21	T.NAKAGAMI	25.352	T.NAKAGAMI	31.649	T.NAKAGAMI	20.702	T.NAKAGAMI	28.565	21	T.NAKAGAMI	1'46.268	1'46.352 (21)

These data/results cannot be reproduced, stored and/or transmitted in whole or in part by any manner of electronic, mechanical, photocopying, recording, broadcasting or otherwise now known or herein after developed without the previous express consent by the copyright owner, except for reproduction in daily press and regular printed publications on sale to the public within 60 days of the event related to those data/results and always provided that copyright symbol appears together as follows below.
© DORNA, 2023


Official MotoGP Timing by **TISSOT**
www.motogp.com



Phillip Island

Results and timing service provided by **MotoGP™****MotoGP™ GURU BY GRYFYN AUSTRALIAN MOTORCYCLE GR****Warm Up****Fastest Laps Sequence**

4448 m.

<i>Practice Time</i>	 <i>Rider</i>	<i>Nation</i>	<i>Motorcycle</i>	<i>Time</i>	<i>Km/h</i>	<i>Rider's Lap</i>
3'49.759	12 Maverick VIÑALES	SPA	APRILIA	1'42.687	155.9	2
5'30.273	12 Maverick VIÑALES	SPA	APRILIA	1'40.514	159.3	3
7'09.982	12 Maverick VIÑALES	SPA	APRILIA	1'39.709	160.5	4
8'49.018	12 Maverick VIÑALES	SPA	APRILIA	1'39.036	161.6	5

These data/results cannot be reproduced, stored and/or transmitted in whole or in part by any manner of electronic, mechanical, photocopying, recording, broadcasting or otherwise now known or herein after developed without the previous express consent by the copyright owner, except for reproduction in daily press and regular printed publications on sale to the public within 60 days of the event related to those data/results and always provided that copyright symbol appears together as follows below.

© DORNA, 2023

Official MotoGP Timing by **TISSOT**
www.motogp.com

Phillip Island, Sunday, October 22, 2023