

4554 m.

**OR THAILAND GRAND PRIX**  
**Practice Nr. 2**  
**Classification**

**6**

	Rider	Nation	Team	Motorcycle	Time	Lap Total	Gap	Top Speed
1	37 <b>Pedro ACOSTA</b>	SPA	Red Bull KTM Ajo	KALEX	<b>1'35.985</b>	18 19		<b>281.2</b>
2	24 <b>Marcos RAMIREZ</b>	SPA	OnlyFans American Racing	KALEX	<b>1'35.999</b>	3 18	0.014 0.014	<b>278.3</b>
3	54 <b>Fermín ALDEGUER</b>	SPA	Beta Tools SpeedUp	BOSCOSCURO	<b>1'36.005</b>	14 18	0.020 0.006	<b>279.0</b>
4	35 <b>Somkiat CHANTRA</b>	THA	IDEMITSU Honda Team Asia	KALEX	<b>1'36.194</b>	18 19	0.209 0.189	<b>283.4</b>
5	40 <b>Aron CANET</b>	SPA	Pons Wegow Los40	KALEX	<b>1'36.240</b>	11 14	0.255 0.046	<b>276.2</b>
6	96 <b>Jake DIXON</b>	GBR	Inde GASGAS Aspar Team	KALEX	<b>1'36.283</b>	13 15	0.298 0.043	<b>279.7</b>
7	79 <b>Ai OGURA</b>	JPN	IDEMITSU Honda Team Asia	KALEX	<b>1'36.312</b>	17 17	0.327 0.029	<b>279.0</b>
8	18 <b>Manuel GONZALEZ</b>	SPA	Correos Prepago Yamaha VR46 T	KALEX	<b>1'36.354</b>	17 18	0.369 0.042	<b>279.0</b>
9	14 <b>Tony ARBOLINO</b>	ITA	Elf Marc VDS Racing Team	KALEX	<b>1'36.585</b>	16 17	0.600 0.231	<b>282.7</b>
10	21 <b>Alonso LOPEZ</b>	SPA	Beta Tools SpeedUp	BOSCOSCURO	<b>1'36.606</b>	15 16	0.621 0.021	<b>281.2</b>
11	71 <b>Dennis FOGGIA</b>	ITA	Italtrans Racing Team	KALEX	<b>1'36.652</b>	16 17	0.667 0.046	<b>280.5</b>
12	75 <b>Albert ARENAS</b>	SPA	Red Bull KTM Ajo	KALEX	<b>1'36.735</b>	16 18	0.750 0.083	<b>277.6</b>
13	84 <b>Zonta VD GOORBERGH</b>	NED	Fieten Olie Racing GP	KALEX	<b>1'36.748</b>	13 17	0.763 0.013	<b>279.7</b>
14	13 <b>Celestino VIETTI</b>	ITA	Fantic Racing	KALEX	<b>1'36.858</b>	5 18	0.873 0.110	<b>276.9</b>
15	11 <b>Sergio GARCIA</b>	SPA	Pons Wegow Los40	KALEX	<b>1'36.900</b>	14 16	0.915 0.042	<b>278.3</b>
16	16 <b>Joe ROBERTS</b>	USA	Italtrans Racing Team	KALEX	<b>1'36.929</b>	8 19	0.944 0.029	<b>277.6</b>
17	22 <b>Sam LOWES</b>	GBR	Elf Marc VDS Racing Team	KALEX	<b>1'36.959</b>	13 20	0.974 0.030	<b>276.2</b>
18	17 <b>Alex ESCRIG</b>	SPA	Forward Team	FORWARD	<b>1'37.016</b>	10 15	1.031 0.057	<b>279.0</b>
19	28 <b>Izan GUEVARA</b>	SPA	Inde GASGAS Aspar Team	KALEX	<b>1'37.088</b>	17 17	1.103 0.072	<b>279.0</b>
20	12 <b>Filip SALAC</b>	CZE	QJMOTOR Gresini Moto2	KALEX	<b>1'37.107</b>	2 15	1.122 0.019	<b>275.5</b>
21	15 <b>Darryn BINDER</b>	RSA	Liqui Moly Husqvarna Intact GP	KALEX	<b>1'37.110</b>	15 16	1.125 0.003	<b>279.0</b>
22	64 <b>Bo BENDSNEYDER</b>	NED	Pertamina Mandalika SAG Team	KALEX	<b>1'37.113</b>	4 16	1.128 0.003	<b>279.7</b>
23	52 <b>Jeremy ALCOBA</b>	SPA	QJMOTOR Gresini Moto2	KALEX	<b>1'37.218</b>	13 17	1.233 0.105	<b>276.9</b>
24	7 <b>Barry BALTUS</b>	BEL	Fieten Olie Racing GP	KALEX	<b>1'37.256</b>	15 19	1.271 0.038	<b>275.5</b>
25	23 <b>Taiga HADA</b>	JPN	Pertamina Mandalika SAG Team	KALEX	<b>1'37.437</b>	4 11	1.452 0.181	<b>276.9</b>
26	67 <b>Alberto SURRA</b>	ITA	Forward Team	FORWARD	<b>1'37.493</b>	13 19	1.508 0.056	<b>277.6</b>
27	5 <b>Kohta NOZANE</b>	JPN	Correos Prepago Yamaha VR46 T	KALEX	<b>1'37.502</b>	16 18	1.517 0.009	<b>274.1</b>
28	33 <b>Rory SKINNER</b>	GBR	OnlyFans American Racing	KALEX	<b>1'37.517</b>	19 19	1.532 0.015	<b>274.8</b>
29	3 <b>Lukas TULOVIC</b>	GER	Liqui Moly Husqvarna Intact GP	KALEX	<b>1'37.617</b>	10 15	1.632 0.100	<b>280.5</b>
30	9 <b>Mattia CASADEI</b>	ITA	Fantic Racing	KALEX	<b>1'37.629</b>	12 16	1.644 0.012	<b>278.3</b>

Practice condition: **Dry**  
Air: 34°  
Humidity: 55%  
Ground: 53°

<b>Fastest Lap:</b>	Lap: 18	<b>Pedro ACOSTA</b>	<b>1'35.985</b>	170.8 Km/h
<b>Best Race Lap:</b>	2019	<b>Luca MARINI</b>	<b>1'36.097</b>	170.6 Km/h
<b>All Time Lap Record:</b>	2019	<b>Alex MARQUEZ</b>	<b>1'35.297</b>	172.0 Km/h

The results are provisional until the end of the limit for protest and appeals.

Time limit for protest expires 60' after publication of the results - ..... Time: .....

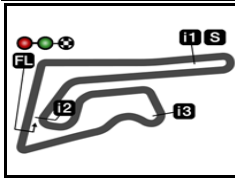
These data/results cannot be reproduced, stored and/or transmitted in whole or in part by any manner of electronic, mechanical, photocopying, recording, broadcasting or otherwise now known or herein after developed without the previous express consent by the copyright owner, except for reproduction in daily press and regular printed publications on sale to the public within 60 days of the event related to those data/results and always provided that copyright symbol appears together as follows below.

© DORNA, 2023

Official MotoGP Timing by **TISSOT**  
www.motogp.com

**Buriram, Friday, October 27, 2023**





4554 m.

**OR THAILAND GRAND PRIX**  
**Practice Nr. 2**  
**Combined Practice Times**

**7**

		Rider	Nation	Team	MOTORCYCLE	P1	P2	Gap
1	37	<b>P.ACOSTA</b>	SPA	Red Bull KTM Ajo	KALEX	1'36.266	15 <b>1'35.985</b>	18
2	24	<b>M.RAMIREZ</b>	SPA	OnlyFans American Racing	KALEX	1'36.754	14 <b>1'35.999</b>	3 0.014 0.014
3	54	<b>F.ALDEGUER</b>	SPA	Beta Tools SpeedUp	BOSCOSCURO	1'36.354	17 <b>1'36.005</b>	14 0.020 0.006
4	35	<b>S.CHANTRA</b>	THA	IDEMITSU Honda Team Asia	KALEX	1'36.643	16 <b>1'36.194</b>	18 0.209 0.189
5	40	<b>A.CANET</b>	SPA	Pons Wegow Los40	KALEX	1'36.604	12 <b>1'36.240</b>	11 0.255 0.046
6	96	<b>J.DIXON</b>	GBR	Inde GASGAS Aspar Team	KALEX	1'36.669	5 <b>1'36.283</b>	13 0.298 0.043
7	79	<b>A.OGURA</b>	JPN	IDEMITSU Honda Team Asia	KALEX	1'36.564	15 <b>1'36.312</b>	17 0.327 0.029
8	18	<b>M.GONZALEZ</b>	SPA	Correos Prepago Yamaha VR46 Team	KALEX	1'36.702	14 <b>1'36.354</b>	17 0.369 0.042
9	71	<b>D.FOGGIA</b>	ITA	Italtrans Racing Team	KALEX	<b>1'36.423</b>	15 1'36.652	16 0.438 0.069
10	14	<b>T.ARBOLINO</b>	ITA	Elf Marc VDS Racing Team	KALEX	1'36.600	15 <b>1'36.585</b>	16 0.600 0.162
11	21	<b>A.LOPEZ</b>	SPA	Beta Tools SpeedUp	BOSCOSCURO	1'36.919	13 <b>1'36.606</b>	15 0.621 0.021
12	75	<b>A.ARENAS</b>	SPA	Red Bull KTM Ajo	KALEX	<b>1'36.703</b>	14 1'36.735	16 0.718 0.097
13	84	<b>Z.VD GOORBERG</b>	NED	Fieten Olie Racing GP	KALEX	1'37.192	18 <b>1'36.748</b>	13 0.763 0.045
14	13	<b>C.VIETTI</b>	ITA	Fantic Racing	KALEX	<b>1'36.811</b>	15 1'36.858	5 0.826 0.063
15	28	<b>I.GUEVARA</b>	SPA	Inde GASGAS Aspar Team	KALEX	<b>1'36.833</b>	13 1'37.088	17 0.848 0.022
16	16	<b>J.ROBERTS</b>	USA	Italtrans Racing Team	KALEX	<b>1'36.851</b>	11 1'36.929	8 0.866 0.018
17	11	<b>S.GARCIA</b>	SPA	Pons Wegow Los40	KALEX	1'37.162	13 <b>1'36.900</b>	14 0.915 0.049
18	12	<b>F.SALAC</b>	CZE	QJMOTOR Gresini Moto2	KALEX	<b>1'36.911</b>	4 1'37.107	2 0.926 0.011
19	22	<b>S.LOWES</b>	GBR	Elf Marc VDS Racing Team	KALEX	1'37.004	16 <b>1'36.959</b>	13 0.974 0.048
20	17	<b>A.ESCRIG</b>	SPA	Forward Team	FORWARD	1'37.995	13 <b>1'37.016</b>	10 1.031 0.057
21	15	<b>D.BINDER</b>	RSA	Liqui Moly Husqvarna Intact GP	KALEX	1'37.286	11 <b>1'37.110</b>	15 1.125 0.094
22	64	<b>B.BENDSNEYDE</b>	NED	Pertamina Mandalika SAG Team	KALEX	1'37.197	13 <b>1'37.113</b>	4 1.128 0.003
23	23	<b>T.HADA</b>	JPN	Pertamina Mandalika SAG Team	KALEX	<b>1'37.207</b>	15 1'37.437	4 1.222 0.094
24	52	<b>J.ALCOBA</b>	SPA	QJMOTOR Gresini Moto2	KALEX	1'37.275	14 <b>1'37.218</b>	13 1.233 0.011
25	7	<b>B.BALTUS</b>	BEL	Fieten Olie Racing GP	KALEX	1'37.306	14 <b>1'37.256</b>	15 1.271 0.038
26	3	<b>L.TULOVIC</b>	GER	Liqui Moly Husqvarna Intact GP	KALEX	<b>1'37.305</b>	19 1'37.617	10 1.320 0.049
27	67	<b>A.SURRA</b>	ITA	Forward Team	FORWARD	1'37.958	13 <b>1'37.493</b>	13 1.508 0.188
28	5	<b>K.NOZANE</b>	JPN	Correos Prepago Yamaha VR46 Team	KALEX	1'38.771	17 <b>1'37.502</b>	16 1.517 0.009
29	33	<b>R.SKINNER</b>	GBR	OnlyFans American Racing	KALEX	1'37.673	15 <b>1'37.517</b>	19 1.532 0.015
30	9	<b>M.CASADEI</b>	ITA	Fantic Racing	KALEX	1'38.376	13 <b>1'37.629</b>	12 1.644 0.112

<b>Pole Position Record:</b>	2019	<b>Alex MARQUEZ</b>	<b>1'35.297</b>	172.0 Km/h
<b>Best Race Lap:</b>	2019	<b>Luca MARINI</b>	<b>1'36.097</b>	170.6 Km/h
<b>All Time Lap Record:</b>	2019	<b>Alex MARQUEZ</b>	<b>1'35.297</b>	172.0 Km/h

The results are provisional until the end of the limit for protest and appeals.

Time limit for protest expires 60' after publication of the results - ..... Time: .....

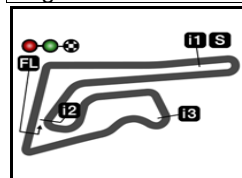
These data/results cannot be reproduced, stored and/or transmitted in whole or in part by any manner of electronic, mechanical, photocopying, recording, broadcasting or otherwise now known or herein after developed without the previous express consent by the copyright owner, except for reproduction in daily press and regular printed publications on sale to the public within 60 days of the event related to those data/results and always provided that copyright symbol appears together as follows below.

© DORNA, 2023

Official MotoGP Timing by **TISSOT**  
 www.motogp.com

**Buriram, Friday, October 27, 2023**





4554 m.

**OR THAILAND GRAND PRIX**

**Practice Nr. 2**

**Top Speed & Average**

**8**



Rider	Nation	Motorcycle	Top 5 speeds					Average	Top
35 <b>Somkiat CHANTRA</b>	<b>THA</b>	KALEX	283.4	281.2	280.5	279.7	279.0	280.5	<b>283.4</b>
14 <b>Tony ARBOLINO</b>	<b>ITA</b>	KALEX	282.7	279.0	279.0	278.3	278.3	279.3	<b>282.7</b>
21 <b>Alonso LOPEZ</b>	<b>SPA</b>	BOSCOSCURO	281.2	279.0	279.0	278.3	278.3	279.2	<b>281.2</b>
37 <b>Pedro ACOSTA</b>	<b>SPA</b>	KALEX	281.2	280.5	280.5	280.5	280.5	280.6	<b>281.2</b>
3 <b>Lukas TULOVIC</b>	<b>GER</b>	KALEX	280.5	279.7	279.0	279.0	278.3	278.9	<b>280.5</b>
71 <b>Dennis FOGGIA</b>	<b>ITA</b>	KALEX	280.5	279.7	279.7	279.7	279.0	279.5	<b>280.5</b>
64 <b>Bo BENDSNEYDER</b>	<b>NED</b>	KALEX	279.7	279.0	276.2	274.8	274.8	276.6	<b>279.7</b>
84 <b>Zonta VD GOORBERGH</b>	<b>NED</b>	KALEX	279.7	277.6	277.6	276.9	276.9	277.7	<b>279.7</b>
96 <b>Jake DIXON</b>	<b>GBR</b>	KALEX	279.7	279.7	279.0	279.0	279.0	279.3	<b>279.7</b>
15 <b>Darryn BINDER</b>	<b>RSA</b>	KALEX	279.0	276.9	276.2	276.2	276.2	276.8	<b>279.0</b>
17 <b>Alex ESCRIG</b>	<b>SPA</b>	FORWARD	279.0	278.3	277.6	276.9	276.9	277.5	<b>279.0</b>
18 <b>Manuel GONZALEZ</b>	<b>SPA</b>	KALEX	279.0	276.9	276.9	276.9	276.9	277.3	<b>279.0</b>
28 <b>Izan GUEVARA</b>	<b>SPA</b>	KALEX	279.0	278.3	278.3	278.3	278.3	278.4	<b>279.0</b>
54 <b>Fermin ALDEGUER</b>	<b>SPA</b>	BOSCOSCURO	279.0	278.3	277.6	277.6	277.6	278.0	<b>279.0</b>
79 <b>Ai OGURA</b>	<b>JPN</b>	KALEX	279.0	278.3	278.3	278.3	278.3	278.4	<b>279.0</b>
9 <b>Mattia CASADEI</b>	<b>ITA</b>	KALEX	278.3	276.2	276.2	276.2	276.2	276.5	<b>278.3</b>
11 <b>Sergio GARCIA</b>	<b>SPA</b>	KALEX	278.3	276.2	276.2	275.5	275.5	276.3	<b>278.3</b>
24 <b>Marcos RAMIREZ</b>	<b>SPA</b>	KALEX	278.3	277.6	277.6	276.9	276.2	277.1	<b>278.3</b>
16 <b>Joe ROBERTS</b>	<b>USA</b>	KALEX	277.6	274.8	274.8	274.8	274.8	275.4	<b>277.6</b>
67 <b>Alberto SURRA</b>	<b>ITA</b>	FORWARD	277.6	276.9	276.9	276.9	276.9	277.0	<b>277.6</b>
75 <b>Albert ARENAS</b>	<b>SPA</b>	KALEX	277.6	277.6	277.6	276.2	276.2	276.7	<b>277.6</b>
13 <b>Celestino VIETTI</b>	<b>ITA</b>	KALEX	276.9	276.9	276.9	275.5	275.5	276.2	<b>276.9</b>
23 <b>Taiga HADA</b>	<b>JPN</b>	KALEX	276.9	276.2	276.2	275.5	274.8	275.4	<b>276.9</b>
52 <b>Jeremy ALCOBA</b>	<b>SPA</b>	KALEX	276.9	276.2	276.2	275.5	275.5	276.0	<b>276.9</b>
22 <b>Sam LOWES</b>	<b>GBR</b>	KALEX	276.2	276.2	274.8	274.8	274.8	275.1	<b>276.2</b>
40 <b>Aron CANET</b>	<b>SPA</b>	KALEX	276.2	276.2	275.5	275.5	275.5	275.8	<b>276.2</b>
7 <b>Barry BALTUS</b>	<b>BEL</b>	KALEX	275.5	275.5	275.5	275.5	274.8	275.2	<b>275.5</b>
12 <b>Filip SALAC</b>	<b>CZE</b>	KALEX	275.5	274.8	274.8	274.8	274.8	274.9	<b>275.5</b>
33 <b>Rory SKINNER</b>	<b>GBR</b>	KALEX	274.8	274.1	274.1	274.1	274.1	274.2	<b>274.8</b>
5 <b>Kohta NOZANE</b>	<b>JPN</b>	KALEX	274.1	274.1	274.1	273.4	273.4	273.8	<b>274.1</b>

These data/results cannot be reproduced, stored and/or transmitted in whole or in part by any manner of electronic, mechanical, photocopying, recording, broadcasting or otherwise now known or herein after developed without the previous express consent by the copyright owner, except for reproduction in daily press and regular printed publications on sale to the public within 60 days of the event related to those data/results and always provided that copyright symbol appears together as follows below.

© DORNA, 2023

Official MotoGP Timing by TISSOT  
www.motogp.com



**Buriram, Friday, October 27, 2023**



**BURIRAM THAILAND GRAND PRIX**  
**Practice Nr. 2**  
**Chronological Analysis of Performances**

**9**

\* Lap / Sector time cancelled      T1 Time from finish line to 1st intermediate      T3 Time from 2nd intermed. to 3rd intermed.  
P Crossing the finish line in pit lane      T2 Time from 1st intermed. to 2nd intermed.      T4 Time from 3rd intermediate to finish line

Lap	Lap Time	T1	T2	T3	T4	Speed	Lap	Lap Time	T1	T2	T3	T4	Speed
<b>1st 37 Pedro ACOSTA</b> Red Bull KTM Ajo SPA													
Runs=2		Total laps=19		Full laps=16		Valid laps=12							
1	2'51.018	17.012	29.721	24.367	24.661	270.0	2	1'37.595	20.711	28.164	24.160	24.560	277.6
2	1'36.759	20.782	27.981	23.808	24.188	279.0	3	1'36.226	20.658	27.797	23.627	24.144	278.3
3	1'36.352	20.598	27.865	23.693	24.196	279.7	4	1'36.094	20.561	27.845	23.477	24.211	279.0
4	1'36.614	20.644	27.814	23.887	24.269	279.0	5	1'36.295	20.691	27.868	23.525	24.211	276.2
5	1'36.591	20.671	27.859	23.805	24.256	280.5	6	1'45.046	20.688	27.870	27.809	28.679	276.2
6	1'36.807	20.632	28.082	23.797	24.296	280.5	7	1'56.549 P	20.682	29.108	28.803	37.956	276.9
7	1'36.573 *	20.537	28.003*	23.680	24.353	279.7	8	6'33.173	16.903	28.893	24.062	24.592	277.6
8	1'37.017	20.634	27.895	23.774	24.714	281.2	9	1'37.509	20.801	28.133	24.002	24.573	276.2
9	1'36.910 *	20.630	28.084*	23.839	24.357	280.5	10	1'39.143 *	20.726	28.074	23.754	26.589*	276.2
10	1'36.752	20.624	27.930	23.875	24.323	279.7	11	1'56.137 P	21.787	29.580	25.322	39.448	269.3
11	1'36.612	20.578	27.820	23.869	24.345	279.0	12	7'42.378	17.159	29.030	24.160	24.618	276.2
12	1'36.600	20.664	27.841	23.767	24.328	279.0	13	1'38.601 *	20.79*	29.719	23.849	24.242	274.8
13	1'36.625	20.567	27.850	23.871	24.337	279.7	14	1'36.005	20.635	27.812	23.451	24.107	275.5
14	1'55.050 P	21.794	31.660	24.469	37.127	254.1	15	1'40.720	20.631	27.847	23.537	28.705	276.9
15	9'30.261	17.973	31.692	23.890	24.077	257.7	16	1'36.414	20.549	28.003	23.562	24.300	277.6
16	1'36.067 *	20.707	27.817*	23.548	23.995	279.7	17	1'44.481	20.658	27.809	24.039	31.975	277.6
17	1'35.735 *	20.471	27.732*	23.423	24.109	280.5	18	1'36.323	20.620	27.928	23.551	24.224	275.5
18	1'35.985	20.453	27.825	23.487	24.220	279.7							
19	1'36.015	20.506	27.713	23.567	24.229	280.5							
<b>4th 35 Somkiat CHANTRA</b> IDEMITSU Honda Tea THA													
Runs=2		Total laps=19		Full laps=16		Valid laps=14							
1	2'32.231	17.182	29.224	24.258	24.611	270.0							
2	1'37.370	20.554	28.287	23.869	24.660	283.4							
3	1'37.136	20.656	28.076	23.930	24.474	276.2							
4	1'37.295	20.721	28.204	24.016	24.354	277.6							
5	1'37.064	20.621	28.127	23.898	24.418	278.3							
6	1'39.152	20.866	28.512	25.095	24.679	270.0							
7	1'37.476 *	20.585	28.285*	24.074	24.532	279.7							
8	1'36.782	20.609	28.019	23.834	24.320	280.5							
9	1'36.863	20.560	28.073	23.870	24.360	281.2							
10	1'37.895	20.714	28.475	24.039	24.667	276.2							
11	1'37.835	20.731	28.106	24.311	24.687	276.9							
12	1'51.292 P	20.833	28.577	24.270	37.612	275.5							
13	10'19.782	21.430	32.253	26.063	25.571	222.6							
14	1'46.444	20.694			27.678	276.2							
15	1'36.370	20.528	28.003	23.701	24.138	275.5							
16	1'39.411 *	22.938	28.221*	23.928	24.324	266.6							
17	1'36.578	20.513	27.930	23.686	24.449	279.0							
18	1'36.194	20.475	27.904	23.612	24.203	279.0							
19	1'42.446	20.670			25.204	276.9							
<b>2nd 24 Marcos RAMIREZ</b> OnlyFans American R SPA													
Runs=3		Total laps=18		Full laps=13		Valid laps=10							
1	1'44.065	19.202	32.316	24.729	24.477	247.7							
2	1'36.725	20.713	28.186	23.659	24.167	277.6							
3	1'35.999	20.538	27.843	23.567	24.051	278.3							
4	1'36.337	20.575	27.945	23.618	24.199	277.6							
5	1'36.512	20.709	27.923	23.645	24.235	276.2							
6	1'57.278 P	22.35*	30.688	24.968	39.271	243.7							
7	7'59.086	17.611	31.591	24.537	24.839	267.9							
8	1'38.013 *	21.071	28.532	23.918*	24.492	274.1							
9	1'37.548	20.875	28.361	23.891	24.421	272.7							
10	1'37.343	20.782	28.315	23.831	24.415	272.7							
11	1'52.388 P	20.875	28.225	24.417	38.871	272.0							
12	5'54.601	19.435	32.133	24.557	26.992	262.7							
13	1'40.239	20.947	28.283	26.490	24.519	273.4							
14	1'37.535	20.907	28.300	23.953	24.375	272.7							
15	1'37.301 *	20.778	28.232*	23.898	24.393	273.4							
16	1'39.092 *	21.58*	29.096	23.985	24.427	195.2							
17	1'42.224	20.782	28.101	28.620	24.721	276.9							
18	1'37.147	20.800	28.026	23.916	24.405	276.2							
<b>3rd 54 Fermín ALDEGUER</b> Beta Tools SpeedUp SPA													
Runs=3		Total laps=18		Full laps=13		Valid laps=11							
1	1'42.564	17.207	29.655	24.464	24.601	270.0							

**Fastest Lap:** Pedro ACOSTA Red Bull KTM Ajo SPA **1'35.985** 20.453 27.825 23.487 24.220

These data/results cannot be reproduced, stored and/or transmitted in whole or in part by any manner of electronic, mechanical, photocopying, recording, broadcasting or otherwise now known or herein after developed without the previous express consent by the copyright owner, except for reproduction in daily press and regular printed publications on sale to the public within 60 days of the event related to those data/results and always provided that copyright symbol appears together as follows below.  
© DORNA, 2023



## Practice Nr. 2

## Moto2

Lap	Lap Time	T1	T2	T3	T4	Speed	Lap	Lap Time	T1	T2	T3	T4	Speed
5	<b>1'40.660</b>	20.789	27.882	27.605	24.384	274.1	6	<b>1'36.556</b>	20.607	27.940	23.654	24.355	276.9
6	<b>1'36.793</b>	20.693	28.051	23.696	24.353	272.7	7	<b>1'36.704</b>	20.607	28.038	23.753	24.306	276.2
7	1'36.793 *	20.716	28.028*	23.686	24.363	274.8	8	<b>1'47.724</b>	20.637	30.202	32.369	24.516	276.2
8	<b>1'36.763</b>	20.713	27.984	23.671	24.395	274.1	9	<b>1'36.954</b>	20.627	28.098	23.848	24.381	276.2
9	2'00.383 P	20.727		41.551		274.8	10	<b>1'36.937</b>	20.671	28.147	23.764	24.355	275.5
10	16'55.350	25.855	30.274	23.866	24.191	255.9	11	1'36.858 *	20.676	28.061*	23.764	24.357	276.9
11	<b>1'36.240</b>	20.659	<b>27.817</b>	23.601	<b>24.163</b>	<b>276.2</b>	12	<b>1'37.052</b>	20.730	28.158	23.811	24.353	276.9
12	<b>2'17.431</b>	<b>20.607</b>	1'05.734	26.772	24.318	276.2	13	1'58.026 P	22.99*	31.019	25.067	<b>38.945</b>	<b>221.3</b>
13	<b>1'38.759</b>	20.705	27.974	<b>23.477</b>	26.603	275.5	14	11'58.329 *	17.966	31.726	23.898*	24.474	255.9
14	<b>1'36.566</b>	20.664	28.041	23.536	24.325	275.5	15	1'36.904 *	20.695	28.319*	23.639	24.251	276.9
16	1'41.647 *	20.554	28.619*	26.146	26.328	276.9							
17	<b>1'36.354</b>	<b>20.529</b>	27.901	<b>23.570</b>	24.354	<b>279.0</b>	18	<b>1'36.501</b>	20.597	<b>27.873</b>	23.717	24.314	276.2

**6th 96 Jake DIXON** Inde GASGAS Aspar GBR  
Runs=3 Total laps=15 Full laps=10 Valid laps=7

1	2'34.565	16.801	29.008	24.655	24.771	269.3
2	<b>1'37.079</b>	20.630	28.190	23.873	24.386	278.3
3	<b>1'36.904</b>	20.664	28.005	23.812	24.423	277.6
4	<b>1'42.958</b>	21.022	32.915	24.240	24.781	275.5
5	<b>1'36.977</b>	20.775	27.952	23.744	24.506	279.0
6	1'37.307 *	20.762	28.161	23.968*	24.416	279.0
7	1'37.416 *	20.702	28.151*	23.952	24.611	277.6
8	1'54.024 P	20.682	28.073	25.059*	40.210	276.9
9	10'00.344 P	20.352	30.754*	24.552	36.733	237.3
10	8'28.401	16.898	35.044	24.664	33.248	270.6
11	<b>1'36.372</b>	20.634	27.871	<b>23.581</b>	24.286	276.2
12	1'39.128 *	22.65*	28.383*	23.751	24.337	266.0
13	<b>1'36.283</b>	20.534	27.808	23.680	<b>24.261</b>	<b>279.7</b>
14	<b>1'36.395</b>	20.564	<b>27.803</b>	23.719	24.309	279.7
15	2'00.785 P	<b>20.527</b>	29.222	29.445	41.591	279.0

**7th 79 Ai OGURA** IDEMITSU Honda Tea JPN  
Runs=2 Total laps=17 Full laps=14 Valid laps=11

1	3'11.569	19.568	29.817	24.972	24.845	257.7
2	1'37.308 *	20.678	28.214	23.996*	24.420	276.2
3	<b>1'37.118</b>	20.637	27.899	24.146	24.436	276.9
4	<b>1'36.791</b>	20.676	27.898	23.876	24.341	276.9
5	<b>1'36.656</b>	20.648	27.821	23.804	24.383	276.9
6	<b>1'36.651</b>	20.612	27.829	23.872	24.338	278.3
7	<b>1'36.759</b>	20.680	27.826	23.868	24.385	277.6
8	<b>1'36.973</b>	20.620	27.817	23.911	24.625	278.3
9	<b>1'46.922</b>	22.945	32.813	26.504	24.660	228.3
10	<b>1'37.095</b>	20.795	28.044	23.929	24.327	276.9
11	1'57.542 P	21.487	30.155	25.453	40.447	269.3
12	12'07.739	18.935	30.322	25.269	24.843	266.0
13	<b>1'36.679</b>	20.751	27.863	23.765	<b>24.300</b>	274.1
14	1'39.427 *	20.630	30.472*	23.963	24.362	276.2
15	1'47.227 *	<b>20.458</b>	31.360*	30.046	25.363	<b>279.0</b>
16	<b>1'36.474</b>	20.572	27.855	<b>23.716</b>	24.331	278.3
17	<b>1'36.312</b>	20.510	<b>27.687</b>	23.761	24.354	278.3

**8th 18 Manuel GONZALEZ** Correos Prepago Yam SPA  
Runs=2 Total laps=18 Full laps=15 Valid laps=12

1	1'42.692	18.158	30.208	24.066	24.582	262.1
2	<b>1'36.992</b>	20.649	28.279	23.730	24.334	274.8
3	<b>1'36.422</b>	20.660	27.993	23.613	<b>24.156</b>	275.5
4	<b>1'39.320</b>	20.584	28.018	26.145	24.573	276.2
5	<b>1'36.637</b>	20.659	27.967	23.660	24.351	276.2

**9th 14 Tony ARBOLINO** Elf Marc VDS Racing ITA  
Runs=2 Total laps=17 Full laps=14 Valid laps=12

1	2'45.014	18.555	29.999	24.911	24.696	271.3
2	1'37.281 *	20.840	28.222*	23.799	24.420	278.3
3	<b>1'36.782</b>	20.662	28.111	<b>23.634</b>	24.375	278.3
4	<b>1'36.685</b>	20.652	27.989	23.705	<b>24.339</b>	277.6
5	<b>1'37.105</b>	20.728	28.109	23.805	24.463	274.8
6	<b>1'39.157</b>	20.702	27.981	23.816	26.658	277.6
7	1'40.217 *	21.090	30.540*	23.951	24.636	276.9
8	<b>1'36.995</b>	20.666	28.078	23.784	24.467	279.0
9	<b>1'37.282</b>	20.693	28.199	23.855	24.535	<b>282.7</b>
10	1'54.879 P	21.239	29.178	24.503	39.959	271.3
11	13'37.820	21.590	30.121	24.746	24.824	258.9
12	<b>1'39.125</b>	20.708	30.087	23.949	24.381	276.2
13	<b>1'36.615</b>	20.687	27.948	23.639	24.341	276.2
14	<b>1'39.691</b>	<b>20.622</b>	27.980	23.690	27.399	277.6
15	<b>1'36.840</b>	20.679	27.948	23.729	24.484	279.0
16	<b>1'36.585</b>	20.698	<b>27.830</b>	23.651	24.406	278.3
17	<b>1'37.298</b>	20.679	28.062	23.902	24.655	276.9

**10th 21 Alonso LOPEZ** Beta Tools SpeedUp SPA  
Runs=3 Total laps=16 Full laps=11 Valid laps=10

1	1'52.161	17.499	28.903	24.827	29.494	273.4
2	<b>1'37.255</b>	20.744	28.121	23.894	24.496	277.6
3	<b>1'37.159</b>	20.844	28.021	23.829	24.465	277.6
4	<b>1'39.618</b>	20.753	28.024	23.849	26.992	278.3
5	<b>1'37.305</b>	20.889	27.982	23.818	24.616	276.9
6	1'39.813 *	20.791	28.034*	24.477*	26.511	278.3
7	<b>1'37.241</b>	20.744	28.047	23.912	24.538	279.0
8	<b>1'36.962</b>	<b>20.628</b>	28.015	23.888	24.431	<b>281.2</b>
9	1'55.174 P	21.096	29.104	24.909*	40.065	276.9
10	12'52.917 *	17.093	29.760	25.941*	25.103	271.3
11	<b>1'37.991</b>	20.978	28.022	24.141	24.850	276.9
12	1'50.547 P	20.835	28.139*	24.075	37.498	279.0
13	4'22.091 *	17.630	29.249*	24.141	24.432	267.9
14	<b>1'36.815</b>	20.779	27.882	23.797	<b>24.357</b>	276.9
15	<b>1'36.606</b>	20.682	<b>27.687</b>	23.730	24.507	277.6
16	<b>1'36.809</b>	20.850	27.739	<b>23.719</b>	24.501	276.2

**11th 71 Dennis FOGGIA** Italtrans Racing Team ITA  
Runs=2 Total laps=17 Full laps=14 Valid laps=13

1	2'32.049	16.904	29.202	27.630	24.917	276.9
---	----------	--------	--------	--------	--------	-------

**Fastest Lap:** Pedro ACOSTA Red Bull KTM Ajo SPA **1'35.985** 20.453 27.825 23.487 24.220

These data/results cannot be reproduced, stored and/or transmitted in whole or in part by any manner of electronic, mechanical, photocopying, recording, broadcasting or otherwise now known or herein after developed without the previous express consent by the copyright owner, except for reproduction in daily press and regular printed publications on sale to the public within 60 days of the event related to those data/results and always provided that copyright symbol appears together as follows below.  
© DORNA, 2023

# Practice Nr. 2

# Moto2

Lap	Lap Time	T1	T2	T3	T4	Speed	Lap	Lap Time	T1	T2	T3	T4	Speed
2	<b>1'37.793</b>	20.710	28.449	23.962	24.672	279.7	17	<b>1'39.589</b>	20.930	28.086	25.073	25.500	276.2
3	<b>1'37.464</b>	20.697	28.285	23.925	24.557	<b>280.5</b>	<b>14th 13 Celestino VIETTI</b> Fantic Racing ITA Runs=3 Total laps=18 Full laps=13 Valid laps=9						
4	<b>1'37.303</b>	20.628	28.358	23.960	<b>24.357</b>	279.7	1	2'31.163	18.703	30.585	25.168	25.194	248.2
5	<b>1'37.086</b>	20.675	28.112	23.848	24.451	279.0	2	<b>1'38.015</b>	21.028	28.385	24.013	24.589	274.8
6	<b>1'37.452</b>	20.672	28.134	23.996	24.650	278.3	3	<b>1'37.824</b>	20.901	28.362	23.980	24.581	274.1
7	1'38.937 *	21.139	28.990*	24.104	24.704	270.6	4	1'39.382 *	20.834	28.352	25.508*	24.688	275.5
8	<b>1'36.949</b>	20.580	28.125	23.861	24.383	279.7	5	<b>1'36.858</b>	20.785	27.977	23.714	24.382	<b>276.9</b>
9	<b>1'37.064</b>	20.600	28.129	23.855	24.480	279.0	6	1'49.384 P	20.713	28.169	23.787*	36.715	276.9
10	1'50.905 P	20.689	28.034	24.246	37.936	279.0	7	6'22.038	22.993	29.119	24.486	24.931	262.7
11	13'56.330	16.755	29.026	24.171	24.797	276.2	8	<b>1'37.265</b>	20.867	28.118	23.865	24.415	275.5
12	<b>1'39.315</b>	20.606	30.258	24.041	24.410	278.3	9	<b>1'37.317</b>	20.978	28.085	23.815	24.439	273.4
13	<b>1'36.880</b>	20.583	28.156	23.727	24.414	276.2	10	<b>1'37.214</b>	20.725	28.175	23.921	24.393	273.4
14	<b>1'39.741</b>	20.569	27.990	23.741	27.441	278.3	11	<b>1'37.260</b>	20.806	28.176	23.742	24.536	272.7
15	<b>1'37.014</b>	20.588	28.218	23.729	24.479	274.8	12	1'54.882 P	22.154	30.285	24.947	37.496	250.5
16	<b>1'36.652</b>	<b>20.549</b>	<b>27.941</b>	<b>23.690</b>	24.472	276.9	13	7'29.572	18.222	28.839	24.079	24.443	254.7
17	<b>1'36.791</b>	20.586	27.977	23.697	24.531	278.3	14	1'37.047 *	20.793	28.140*	23.786	<b>24.328</b>	272.7
<b>12th 75 Albert ARENAS</b> Red Bull KTM Ajo SPA Runs=2 Total laps=18 Full laps=15 Valid laps=11							15	1'36.964 *	20.842	28.056*	<b>23.671</b>	24.395	274.8
1	2'00.926	17.994	31.572	24.962	24.990	266.0	16	<b>1'36.896</b>	<b>20.692</b>	27.973	23.742	24.489	274.1
2	<b>1'37.809</b>	20.835	28.547	24.008	24.419	276.2	17	<b>1'36.989</b>	20.741	28.055	23.709	24.484	275.5
3	<b>1'37.557</b>	20.703	28.530	23.860	24.464	275.5	18	1'37.761 *	20.68*	<b>27.898</b>	24.020	25.163	276.9
4	<b>1'37.539</b>	20.799	28.162	24.091	24.487	274.1	<b>15th 11 Sergio GARCIA</b> Pons Wegow Los40 SPA Runs=2 Total laps=16 Full laps=13 Valid laps=8						
5	<b>1'37.287</b>	20.695	28.213	23.955	24.424	275.5	1	2'21.499	17.474	29.472	24.659	26.411	272.7
6	<b>1'39.781</b>	20.686	30.215	24.256	24.624	276.2	2	1'39.869 *	20.829	28.434	24.232*	26.374	<b>278.3</b>
7	1'38.078 *	20.831	28.734*	24.082	24.431	276.2	3	1'38.279 *	20.987	28.412	24.132*	24.748	275.5
8	<b>1'37.563</b>	20.734	28.419	23.956	24.454	276.2	4	<b>1'37.644</b>	20.789	28.342	24.036	24.477	276.2
9	<b>1'37.270</b>	20.706	28.170	23.870	24.524	275.5	5	<b>1'37.349</b>	20.806	28.153	23.992	24.398	274.8
10	<b>1'37.506</b>	20.795	28.168	23.976	24.567	275.5	6	<b>1'46.586</b>	<b>20.696</b>	28.653	27.815	29.422	275.5
11	1'56.422 P	22.403	29.590	25.003	39.426	259.6	7	1'37.364 *	20.722	28.225*	23.921	24.496	270.0
12	13'05.915	24.406	30.258	24.345	24.423	252.9	8	<b>1'37.421</b>	20.697	28.194	23.968	24.562	272.0
13	<b>1'37.019</b>	20.762	28.202	23.753	<b>24.302</b>	273.4	9	<b>1'37.985</b>	20.855	28.330	23.932	24.868	271.3
14	1'43.800 *	20.751	34.465*	24.216	24.368	274.8	10	1'56.063 P	20.840	29.260	27.545*	38.418	273.4
15	1'37.562 *	<b>20.625</b>	28.268*	24.237	24.432	<b>277.6</b>	11	15'16.330	16.701	34.331	24.788	32.775	272.7
16	<b>1'36.735</b>	20.691	27.919	23.804	24.321	277.6	12	<b>1'37.429</b>	20.756	28.426	23.866	24.381	276.2
17	<b>1'36.757</b>	20.657	<b>27.854</b>	<b>23.662</b>	24.584	277.6	13	1'38.178 *	21.39*	28.696*	23.809	<b>24.281</b>	269.3
18	1'41.091 *	20.732	28.002	26.548*	25.809	276.2	14	<b>1'36.900</b>	20.740	28.076	<b>23.732</b>	24.352	273.4
<b>13th 84 Zonta VD GOORBE</b> Fieten Olie Racing GP NED Runs=2 Total laps=17 Full laps=14 Valid laps=10							15	<b>1'37.202</b>	20.772	<b>28.040</b>	23.878	24.512	272.0
1	2'14.009	17.479	29.380	25.263	24.953	269.3	16	1'39.411 *	20.944	28.252*	24.621	25.594	271.3
2	<b>1'37.584</b>	21.019	28.165	23.949	24.451	274.8	<b>16th 16 Joe ROBERTS</b> Italtrans Racing Team USA Runs=2 Total laps=19 Full laps=16 Valid laps=11						
3	<b>1'37.226</b>	20.859	28.217	<b>23.706</b>	24.444	274.1	1	2'31.606	19.416	30.841	27.965	24.857	257.7
4	<b>1'36.779</b>	20.694	28.013	23.723	24.349	274.1	2	<b>1'37.863</b>	20.905	28.364	23.920	24.674	274.8
5	1'40.513 *	20.727	29.026*	25.223	25.537	274.1	3	<b>1'37.953</b>	20.816	28.364	23.935	24.838	274.1
6	1'36.845 *	20.675	27.932*	23.744	24.494	275.5	4	<b>1'37.656</b>	20.825	28.287	24.053	24.491	<b>277.6</b>
7	1'40.567 *	20.671	30.185*	24.572	25.139	275.5	5	<b>1'37.226</b>	20.929	28.105	23.878	<b>24.314</b>	274.8
8	<b>1'40.791</b>	20.813	30.532	24.745	24.701	274.8	6	<b>1'37.296</b>	20.867	28.179	23.838	24.412	274.8
9	1'57.038 P	20.717	32.614	25.116	38.591	275.5	7	1'37.543 *	20.787	28.372*	23.823*	24.561	271.3
10	14'03.565	20.066	31.792	24.221	25.078	266.0	8	<b>1'36.929</b>	20.821	<b>28.097</b>	23.649	24.362	273.4
11	<b>1'37.957</b>	20.824	28.387	24.221	24.525	276.9	9	<b>1'39.459</b>	20.772	28.148	23.759	26.780	273.4
12	<b>1'39.664</b>	20.727	28.359	24.206	26.372	275.5	10	1'58.185 P	21.004	29.583	28.508	39.090	273.4
13	<b>1'36.748</b>	20.720	<b>27.940</b>	23.759	<b>24.329</b>	276.9	11	9'40.648	18.680	31.376	25.620	25.325	258.3
14	<b>1'45.415</b>	<b>20.654</b>	28.321	24.097	32.343	<b>279.7</b>	12	1'37.497 *	20.843	28.294*	23.981	24.379	273.4
15	<b>1'38.887</b>	20.682	28.183	24.033	25.989	277.6							
16	1'37.326 *	20.690	28.107*	23.831	24.698	277.6							

<b>Fastest Lap:</b>	Pedro ACOSTA	Red Bull KTM Ajo	SPA	<b>1'35.985</b>	20.453	27.825	23.487	24.220
---------------------	--------------	------------------	-----	-----------------	--------	--------	--------	--------

These data/results cannot be reproduced, stored and/or transmitted in whole or in part by any manner of electronic, mechanical, photocopying, recording, broadcasting or otherwise now known or herein after developed without the previous express consent by the copyright owner, except for reproduction in daily press and regular printed publications on sale to the public within 60 days of the event related to those data/results and always provided that copyright symbol appears together as follows below.  
© DORNA, 2023



## Practice Nr. 2

## Moto2

Lap	Lap Time	T1	T2	T3	T4	Speed	Lap	Lap Time	T1	T2	T3	T4	Speed							
13	<b>1'37.094</b>	20.816	28.141	23.742	24.395	273.4	6	<b>1'37.646</b>	20.787	28.248	24.026	24.585	277.6							
14	<b>1'37.326</b>	20.801	28.115	23.830	24.580	273.4	7	1'37.533 *	20.873	28.090*	24.070	24.500	278.3							
15	<b>1'37.170</b>	20.871	28.128	<b>23.640</b>	24.531	272.0	8	1'54.808 P	20.735	30.802	24.710	38.561	278.3							
16	1'40.956 *	23.27 *	28.967*	24.032	24.686	255.9	9	8'09.316	17.961	28.830	24.243	24.584	270.6							
17	1'37.516 *	20.862	28.301*	23.780	24.573	273.4	10	<b>1'37.965</b>	20.809	28.496	24.079	24.581	276.2							
18	1'37.207 *	<b>20.757</b>	28.181*	23.732	24.537	273.4	11	1'53.768 P	20.854	30.212	24.387	38.315	277.6							
19	<b>1'37.190</b>	20.852	28.131	23.774	24.433	274.8	12	7'36.991	18.703	29.256	24.140	24.450	240.0							
<b>17th 22 Sam LOWES</b> Elf Marc VDS Racing GBR Runs=2 Total laps=20 Full laps=17 Valid laps=15							13	1'37.197 *	20.736	28.167*	23.889	<b>24.405</b>	278.3							
1	1'45.113	18.976	29.846	24.444	24.815	260.8	14	1'37.656 *	20.751	28.059*	24.224	24.622	278.3							
2	<b>1'38.321</b>	20.760	28.749	23.979	24.833	<b>276.2</b>	15	<b>1'37.364</b>	20.680	28.049	23.918	24.717	278.3							
3	<b>1'37.472</b>	20.810	28.303	23.817	24.542	274.8	16	<b>1'37.167</b>	20.781	<b>28.021</b>	23.906	24.459	<b>279.0</b>							
4	<b>1'46.340</b>	20.805	28.100	32.597	24.838	274.8	17	<b>1'37.088</b>	<b>20.669</b>	28.129	<b>23.885</b>	24.405	276.9							
5	<b>1'37.722</b>	20.872	28.343	23.899	24.608	274.1	<b>20th 12 Filip SALAC</b> QJMOTOR Gresini M CZE Runs=3 Total laps=15 Full laps=10 Valid laps=8													
6	<b>1'37.379</b>	20.823	28.196	23.854	24.506	273.4	1	2'47.149	17.636	29.151	24.074	25.078	266.0							
7	<b>1'37.650</b>	20.816	28.483	23.812	24.539	274.8	2	<b>1'37.107</b>	20.900	28.179	<b>23.634</b>	<b>24.394</b>	274.8							
8	<b>1'37.238</b>	20.879	28.185	23.722	24.452	274.8	3	<b>1'37.688</b>	20.859	<b>28.153</b>	24.100	24.576	274.8							
9	<b>1'41.721</b>	22.449	29.614	24.234	25.424	254.1	4	<b>1'39.783</b>	22.924	28.355	23.900	24.604	268.6							
10	<b>1'37.523</b>	20.829	28.158	23.978	24.558	272.7	5	1'54.283 P	20.866	30.620	24.805*	37.992	273.4							
11	1'55.812 P	20.995	29.458	25.303	40.056	273.4	6	7'18.498	17.111	29.046	24.354	24.833	270.6							
12	9'55.729	18.903	29.591	24.205	24.548	263.4	7	1'37.860 *	20.993	28.198*	24.035*	24.634	<b>275.5</b>							
13	<b>1'36.959</b>	20.850	<b>28.050</b>	23.710	<b>24.349</b>	274.1	8	<b>1'37.831</b>	<b>20.798</b>	28.331	23.956	24.746	274.8							
14	<b>1'37.018</b>	20.801	28.143	<b>23.695</b>	24.379	273.4	9	<b>1'37.800</b>	20.804	28.330	23.923	24.743	274.1							
15	<b>1'43.480</b>	20.785	33.648	24.541	24.506	272.7	10	1'54.657 P	20.803	28.471*	25.190	40.193	273.4							
16	1'37.846 *	20.929	28.628*	23.789	24.500	272.7	11	11'19.511 *	20.800	33.867*	24.881	24.875	262.7							
17	1'40.485 *	20.803	28.128*	24.426	27.128	274.8	12	1'38.075 *	21.055	28.404*	24.008	24.608	272.7							
18	<b>1'37.079</b>	<b>20.724</b>	28.092	23.754	24.509	276.2	13	<b>1'37.596</b>	20.850	28.157	23.966	24.623	274.8							
19	<b>1'37.423</b>	20.921	28.057	23.875	24.570	274.8	14	<b>1'37.546</b>	20.804	28.204	23.920	24.618	274.8							
20	<b>1'37.286</b>	20.784	28.084	23.899	24.519	274.8	15	<b>1'37.857</b>	20.899	28.332	23.846	24.780	274.1							
<b>18th 17 Alex ESCRIG</b> Forward Team SPA Runs=2 Total laps=15 Full laps=12 Valid laps=10							<b>21st 15 Darryn BINDER</b> Liqui Moly Husqvarna RSA Runs=2 Total laps=16 Full laps=13 Valid laps=7													
1	1'45.966	17.408	30.046	24.700	25.059	266.0	1	2'45.512	20.924	31.479	25.075	24.799	253.5							
2	<b>1'38.597</b>	20.871	28.874	24.176	24.676	278.3	2	1'39.491 *	21.106	28.637*	24.115	25.633	276.2							
3	<b>1'37.628</b>	20.801	28.465	24.070	<b>24.292</b>	<b>279.0</b>	3	<b>1'37.780</b>	20.943	28.420	23.943	24.474	274.8							
4	<b>1'37.334</b>	20.724	28.299	23.871	24.440	277.6	4	<b>1'39.419</b>	20.937	28.706	25.240	24.536	274.8							
5	<b>1'37.422</b>	20.804	28.277	23.850	24.491	276.9	5	<b>1'41.067</b>	20.817	30.910	24.552	24.788	276.9							
6	2'01.878 P	21.286	30.194	25.616	44.782	266.6	6	1'40.389 *	20.982	28.565	24.243*	26.599	275.5							
7	16'53.117	17.224	29.997	26.291	25.104	268.6	7	1'38.784 *	20.832	28.798*	24.238	24.916	276.2							
8	1'38.396 *	20.920	28.993*	24.039	24.444	274.8	8	<b>1'38.915</b>	20.904	28.719	24.367	24.925	275.5							
9	<b>1'37.436</b>	20.781	28.352	23.928	24.375	276.9	9	1'55.107 P	21.312	29.934	24.987	38.874	274.1							
10	<b>1'37.016</b>	<b>20.711</b>	28.169	23.824	24.312	276.2	10	15'03.670	17.935	30.398	24.228	24.679	265.3							
11	<b>1'37.792</b>	20.825	<b>28.060</b>	23.998	24.909	275.5	11	1'42.789 *	20.858	28.665	26.857	26.409*	274.1							
12	1'40.544 *	20.922	29.968*	24.966	24.688	273.4	12	1'38.915 *	<b>20.687</b>	29.266*	24.248*	24.714	<b>279.0</b>							
13	<b>1'37.154</b>	20.756	28.263	<b>23.808</b>	24.327	276.9	13	1'42.458 *	20.819	28.657*	24.085	28.897	274.1							
14	<b>1'39.837</b>	21.395	29.802	23.967	24.673	274.1	14	<b>1'37.568</b>	20.776	28.270	24.002	24.520	276.2							
15	<b>1'37.769</b>	20.780	28.230	23.987	24.772	276.9	15	<b>1'37.110</b>	20.745	<b>28.126</b>	<b>23.885</b>	<b>24.354</b>	276.2							
<b>19th 28 Izan GUEVARA</b> Inde GASGAS Aspar SPA Runs=3 Total laps=17 Full laps=12 Valid laps=8							16	<b>1'38.018</b>	20.965	28.301	24.084	24.668	275.5	<b>22nd 64 Bo BENDSNEYDER</b> Pertamina Mandalika NED Runs=2 Total laps=16 Full laps=13 Valid laps=12						
1	2'19.689	17.144	29.966	24.808	25.241	266.0	1	1'46.754	17.270	30.041	24.534	25.193	261.5							
2	1'40.833 *	20.990	28.625*	26.567	24.651	276.9	2	<b>1'39.460</b>	21.350	29.395	24.235	24.480	263.4							
3	<b>1'37.964</b>	20.814	28.450	24.031	24.669	277.6	3	<b>1'37.391</b>	20.794	28.088	24.122	24.387	274.8							
4	<b>1'37.764</b>	20.885	28.311	24.088	24.480	277.6	4	<b>1'37.113</b>	20.712	28.098	23.941	24.362	<b>279.7</b>							
5	<b>1'37.693</b>	20.879	28.136	24.150	24.528	276.9														

**Fastest Lap:** Pedro ACOSTA Red Bull KTM Ajo SPA **1'35.985** 20.453 27.825 23.487 24.220

These data/results cannot be reproduced, stored and/or transmitted in whole or in part by any manner of electronic, mechanical, photocopying, recording, broadcasting or otherwise now known or herein after developed without the previous express consent by the copyright owner, except for reproduction in daily press and regular printed publications on sale to the public within 60 days of the event related to those data/results and always provided that copyright symbol appears together as follows below.  
© DORNA, 2023

## Practice Nr. 2

## Moto2

Lap	Lap Time	T1	T2	T3	T4	Speed	Lap	Lap Time	T1	T2	T3	T4	Speed		
5	<b>1'37.296</b>	20.781	28.111	23.864	24.540	273.4	<b>25th 23</b>	<b>Taiga HADA</b>	Pertamina Mandalika		JPN				
6	<b>1'37.470</b>	<u>20.661</u>	28.278	24.030	24.501	279.0			Runs=2	Total laps=11	Full laps=8	Valid laps=7			
7	<b>1'37.537</b>	20.898	28.104	24.100	24.435	272.7			1	2'01.534	17.294	31.189	24.841	25.207	269.3
8	<b>1'58.348</b> P	20.839	28.197	28.313	40.999	273.4			2	<b>1'37.589</b>	20.708	28.384	23.998	<u>24.499</u>	274.8
9	15'32.802	21.727	31.315	24.481	24.921	258.9			3	<b>1'37.596</b>	20.698	28.347	23.981	24.570	276.2
10	<b>1'42.752</b>	20.913	28.108	24.606	29.125	273.4			4	<u>1'37.437</u>	20.793	28.198	<u>23.882</u>	24.564	274.8
11	<b>1'40.558</b>	20.731	28.131	26.302	25.394	274.8			5	<b>1'37.493</b>	20.799	<u>28.110</u>	24.003	24.581	274.8
12	<b>1'37.328</b>	20.779	28.172	23.898	24.479	273.4			6	<b>1'38.384</b>	20.719	28.434	24.211	25.020	276.2
13	1'37.311 *	20.849	28.226*	23.895	<u>24.341</u>	273.4			7	1'39.898 *	21.897	29.103*	24.205	24.693	243.2
14	<b>1'37.121</b>	20.812	<u>28.076</u>	<u>23.827</u>	24.406	274.8			8	<b>1'37.670</b>	20.815	28.231	23.933	24.691	275.5
15	<b>1'40.529</b>	20.726	28.161	26.931	24.711	276.2			9	<b>1'52.364</b> P	20.767	28.677	24.401	38.519	274.8
16	<b>1'37.778</b>	20.894	28.253	24.014	24.617	272.7	10	15'38.399	17.973	32.165	26.152	25.521	229.7		
							11	<b>1'48.213</b>	20.789	29.888	24.916	32.620	274.8		
								unfinished	<u>20.665</u>				<u>276.9</u>		
<b>23rd 52</b>	<b>Jeremy ALCOBA</b>	QJMOTOR Gresini		M SPA											
	Runs=3	Total laps=17	Full laps=12	Valid laps=10											
1	2'35.104	17.357	29.847	25.323	25.023	267.3	<b>26th 67</b>	<b>Alberto SURRA</b>	Forward Team		ITA				
2	1'38.434 *	20.958	28.676*	24.116	24.684	276.2			Runs=2	Total laps=19	Full laps=15	Valid laps=14			
3	<b>1'38.048</b>	20.949	28.439	24.132	24.528	275.5			1	1'44.560	17.036	30.821	24.755	24.735	261.5
4	<b>1'38.295</b>	20.926	28.645	24.153	24.571	274.8			2	<b>1'37.979</b>	20.856	28.413	24.205	24.505	275.5
5	<b>1'38.035</b>	20.980	28.326	24.096	24.633	274.8			3	<b>1'37.942</b>	20.879	28.533	24.051	24.479	274.1
6	<b>1'50.607</b> P	20.943	28.769*	24.320*	36.575	274.8			4	<b>1'37.914</b>	20.724	28.390	24.080	24.720	274.8
7	7'25.626	17.458	29.226	24.194	24.810	271.3			5	<b>1'39.406</b>	20.971	29.710	24.057	24.668	273.4
8	<b>1'38.173</b>	21.096	28.369	24.055	24.653	274.8			6	<b>1'38.136</b>	20.814	28.635	24.099	24.588	276.9
9	<b>1'38.140</b>	20.896	28.380	23.954	24.910	273.4			7	<b>1'37.775</b>	20.793	28.223	24.067	24.692	276.9
10	<b>1'38.228</b>	20.974	28.605	23.987	24.662	272.0			8	<b>1'39.882</b>	20.822	28.382	25.469	25.209	275.5
11	<b>1'52.595</b> P	23.34*	28.746	24.402*	36.100	255.3			9	<b>1'38.109</b>	20.745	28.469	24.182	24.713	276.2
12	7'50.545	24.690	30.400	24.228	24.454	236.8			10	<b>1'56.832</b> P	21.516	29.755	25.010	40.551	270.6
13	<u>1'37.218</u>	20.834	28.159	23.803	24.422	274.8			11	11'17.362	27.097	33.637	34.776	26.679	245.4
14	<b>1'46.551</b>	20.857	28.086	24.415	33.193	<u>276.9</u>			12	<b>1'38.335</b>	20.882	28.268	23.983	25.202	276.9
15	<b>1'37.325</b>	20.807	28.176	23.792	24.550	276.2			13	<u>1'37.493</u>	<u>20.691</u>	28.224	23.981	24.597	<u>277.6</u>
16	1'37.039 *	<u>20.804</u>	<u>27.974</u>	23.868*	<u>24.393</u>	275.5			14	<b>1'37.970</b>	20.796	28.295	24.237	24.642	274.8
17	<b>1'37.280</b>	20.847	28.054	<u>23.763</u>	24.616	275.5			15	<b>1'38.625</b>	20.799	28.371	24.983	<u>24.472</u>	275.5
							16	<b>1'45.212</b>	20.775	28.975	24.725	30.737	275.5		
							17	<b>1'37.617</b>	20.838	28.283	<u>23.841</u>	24.655	276.9		
							18	1'37.620 *	20.812	<u>28.177</u>	23.998*	24.633	276.2		
							19	2'24.024 P	34.001	37.511	26.068	46.444	145.9		
<b>24th 7</b>	<b>Barry BALTUS</b>	Fieten Olie Racing GP		BEL											
	Runs=2	Total laps=19	Full laps=16	Valid laps=13											
1	2'20.299	19.078	29.288	25.146	26.418	263.4	<b>27th 5</b>	<b>Kohta NOZANE</b>	Correos Prepagó Yam		JPN				
2	<b>1'37.977</b>	20.900	28.329	24.019	24.729	<u>275.5</u>			Runs=3	Total laps=18	Full laps=13	Valid laps=11			
3	<b>1'40.455</b>	20.925	28.474	24.432	26.624	273.4			1	2'14.860	22.117	32.705	26.835	27.332	219.9
4	<b>1'37.648</b>	<u>20.738</u>	28.368	24.038	24.504	275.5			2	<b>1'38.820</b>	21.041	28.776	24.300	24.703	272.0
5	<b>1'37.745</b>	20.855	28.221	24.114	24.555	274.8			3	<b>1'39.225</b>	21.083	29.001	24.412	24.729	270.0
6	<b>1'38.931</b>	20.756	28.381	25.032	24.762	275.5			4	<b>1'45.239</b>	21.163	32.747	26.667	24.662	243.2
7	1'37.606 *	20.780	28.255*	23.972	24.599	274.1			5	<b>1'38.770</b>	20.873	28.634	24.380	24.883	273.4
8	<b>1'37.559</b>	20.819	28.139	23.991	24.610	275.5			6	<b>1'49.601</b>	23.048	33.664	25.528	27.361	256.5
9	1'44.204 *	20.853	28.253	24.099*	30.999	274.1			7	1'42.383 *	20.936	29.220*	25.441	26.786	<u>274.1</u>
10	<b>1'37.450</b>	20.774	28.253	23.922	24.501	274.8			8	<b>1'56.826</b> P	20.876	28.681	24.476	42.793	274.1
11	<b>1'37.389</b>	20.769	<u>28.014</u>	23.929	24.677	274.8			9	6'24.486	18.923	30.460	25.323	25.067	255.3
12	1'52.756 P	20.782	28.883	24.493	38.598	274.1			10	<b>1'40.078</b>	21.171	29.347	24.609	24.951	269.3
13	10'06.424 *	20.091	32.200	24.147*	27.254*	243.2			11	<b>1'39.640</b>	21.095	29.023	24.516	25.006	268.6
14	<b>1'40.215</b>	20.800	28.078	26.043	25.294	273.4			12	<b>1'59.614</b> P	21.845	30.624	25.807	41.338	257.7
15	<u>1'37.256</u>	20.829	28.050	23.917	<u>24.460</u>	273.4			13	6'18.774	18.799	32.710	27.135	32.650	250.0
16	1'37.591 *	20.753	28.133*	23.996	24.709	272.0			14	<b>1'38.028</b>	20.842	28.491	24.036	24.659	272.7
17	<b>1'37.499</b>	20.802	28.158	23.917	24.622	270.0			15	1'37.645 *	<u>20.741</u>	28.537*	23.952	<u>24.415</u>	274.1
18	<b>1'41.891</b>	20.969	28.322	27.932	24.668	272.0			16	<u>1'37.502</u>	20.815	<u>28.302</u>	<u>23.951</u>	24.434	273.4
19	<b>1'37.307</b>	20.790	28.135	<u>23.855</u>	24.527	271.3			17	<b>1'48.449</b>	22.148	32.668	26.623	27.010	252.3

**Fastest Lap:** Pedro ACOSTA Red Bull KTM Ajo SPA **1'35.985** 20.453 27.825 23.487 24.220

These data/results cannot be reproduced, stored and/or transmitted in whole or in part by any manner of electronic, mechanical, photocopying, recording, broadcasting or otherwise now known or herein after developed without the previous express consent by the copyright owner, except for reproduction in daily press and regular printed publications on sale to the public within 60 days of the event related to those data/results and always provided that copyright symbol appears together as follows below.  
© DORNA, 2023



## Practice Nr. 2

Moto2

Lap	Lap Time	T1	T2	T3	T4	Speed	Lap	Lap Time	T1	T2	T3	T4	Speed
18	<b>1'38.370</b>	20.872	28.413	24.232	24.853	271.3	13	<b>1'39.110</b>	20.798	28.252	24.015	26.045	276.2
<b>28th</b>	<b>33</b>	<b>Rory SKINNER</b>					OnlyFans American R GBR						
		Runs=2	Total laps=19	Full laps=16	Valid laps=12		14	<b>1'38.170</b>	20.799	28.545	23.869	24.957	276.2
							15	1'42.247 *	20.924	28.510	24.202*	28.611	274.8
							16	<b>1'38.078</b>	20.811	28.410	24.028	24.829	274.8

1	1'58.153	18.073	30.322	25.197	25.002	262.1
2	<b>1'39.932</b>	21.030	28.789	24.438	25.675	271.3
3	<b>1'39.138</b>	21.122	28.903	24.397	24.716	271.3
4	<b>1'38.599</b>	20.967	28.508	24.013	25.111	274.1
5	<b>1'38.895</b>	21.014	28.414	24.033	25.434	272.7
6	1'38.533 *	21.090	28.523	24.223*	24.697	272.0
7	1'38.684 *	21.023	28.775*	24.044	24.842	272.0
8	<b>1'38.390</b>	21.026	28.517	24.177	24.670	274.1
9	<b>1'38.454</b>	20.903	28.556	24.106	24.889	274.1
10	<b>1'38.616</b>	20.971	28.545	24.239	24.861	271.3
11	1'56.311 P	21.221	29.906	25.128	40.056	267.3
12	10'20.294 *	18.622	30.289*	24.559	24.945	262.7
13	<b>1'43.279</b>	21.088	30.140	24.309	27.742	271.3
14	<b>1'40.755</b>	20.875	28.438	24.635	26.807	274.1
15	1'37.836 *	20.952	28.394*	24.096	24.394	272.7
16	1'37.838 *	20.898	28.311*	23.968	24.661	273.4
17	<b>1'37.657</b>	20.885	28.241	23.940	24.591	274.1
18	<b>1'39.812</b>	20.934	28.308	25.893	24.677	273.4
19	1'37.517	20.843	28.101	23.936	24.637	274.8

**29th** **3** **Lukas TULOVIC** Liqui Moly Husqvarna GER  
Runs=2 Total laps=15 Full laps=12 Valid laps=6

1	1'47.514	17.059	29.173	24.629	24.730	272.0
2	<b>1'38.193</b>	20.855	28.473	24.274	24.591	279.7
3	<b>1'37.654</b>	20.727	28.385	24.070	24.472	278.3
4	<b>1'37.980</b>	20.882	28.428	24.123	24.547	278.3
5	1'37.498 *	20.83*	28.299	23.884	24.479	277.6
6	<b>1'37.898</b>	20.798	28.312	23.910	24.878	279.0
7	4'43.325 P	20.764	3'17.706	26.471	38.384	280.5
8	15'06.134	17.204	29.472	24.266	24.571	272.7
9	1'42.192 *	20.93*	31.447	25.289	24.520	276.2
10	1'37.617	20.848	28.399	23.875	24.495	276.2
11	1'39.551 *	20.697	28.260*	25.663	24.931	277.6
12	1'37.470 *	20.743	28.209*	23.985	24.533	278.3
13	1'37.644 *	20.867	28.171	23.998*	24.608	277.6
14	1'41.197 *	20.799	28.196	24.152*	28.050	278.3
15	<b>1'40.644</b>	20.787	30.564	24.395	24.898	279.0

**30th** **9** **Mattia CASADEI** Fantic Racing ITA  
Runs=2 Total laps=16 Full laps=13 Valid laps=9

1	2'40.126	22.271	33.891	31.463	26.324	250.0
2	<b>1'39.354</b>	21.227	28.881	24.282	24.964	270.0
3	1'38.502 *	20.94*	28.407*	24.263	24.892	271.3
4	<b>1'38.174</b>	20.824	28.430	24.003	24.917	276.2
5	<b>1'38.204</b>	20.910	28.332	24.049	24.913	276.2
6	1'38.207 *	20.834	28.247	24.367*	24.759	274.8
7	1'38.325 *	20.815	28.435*	24.171	24.904	278.3
8	<b>1'38.069</b>	20.771	28.488	24.006	24.804	276.2
9	1'57.064 P	20.916	28.632*	25.265	42.251	276.2
10	15'13.759	17.261	29.450	24.199	24.760	263.4
11	<b>1'38.354</b>	20.861	28.756	23.952	24.785	274.8
12	1'37.629	20.877	28.179	23.783	24.790	274.1

**Fastest Lap:** Pedro ACOSTA Red Bull KTM Ajo SPA **1'35.985** 20.453 27.825 23.487 24.220

These data/results cannot be reproduced, stored and/or transmitted in whole or in part by any manner of electronic, mechanical, photocopying, recording, broadcasting or otherwise now known or herein after developed without the previous express consent by the copyright owner, except for reproduction in daily press and regular printed publications on sale to the public within 60 days of the event related to those data/results and always provided that copyright symbol appears together as follows below.  
© DORNA, 2023

Official MotoGP Timing by TISSOT  
www.motogp.com

Buriram, Friday, October 27, 2023

Page 6 of 6

*moto2*





4554 m.

## OR THAILAND GRAND PRIX

### Practice Nr. 2

### Best Partial Times

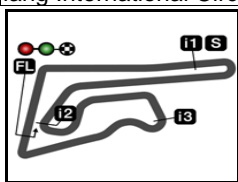
*IT* Ideal Lap Time, sum of the best partial times

*BT* Best Lap Time

T1		T2		T3		T4				IT		BT	
Pos	Rider	Time	Rider	Time	Rider	Time	Rider	Time	Pos	Rider	IT	BT	
1	P.ACOSTA	20.453	A.LOPEZ	27.687	P.ACOSTA	23.423	P.ACOSTA	23.995	1	P.ACOSTA	1'35.584	1'35.985	(1)
2	A.OGURA	20.458	A.OGURA	27.687	F.ALDEGUER	23.451	M.RAMIREZ	24.051	2	F.ALDEGUER	1'35.904	1'36.005	(3)
3	S.CHANTRA	20.475	P.ACOSTA	27.713	A.CANET	23.477	F.ALDEGUER	24.107	3	M.RAMIREZ	1'35.999	1'35.999	(2)
4	J.DIXON	20.527	F.ALDEGUER	27.797	M.RAMIREZ	23.567	S.CHANTRA	24.138	4	A.CANET	1'36.064	1'36.240	(5)
5	M.GONZALEZ	20.529	J.DIXON	27.803	M.GONZALEZ	23.570	M.GONZALEZ	24.156	5	M.GONZALEZ	1'36.128	1'36.354	(8)
6	M.RAMIREZ	20.538	A.CANET	27.817	J.DIXON	23.581	A.CANET	24.163	6	S.CHANTRA	1'36.129	1'36.194	(4)
7	F.ALDEGUER	20.549	T.ARBOLINO	27.830	S.CHANTRA	23.612	J.DIXON	24.261	7	A.OGURA	1'36.161	1'36.312	(7)
8	D.FOGGIA	20.549	M.RAMIREZ	27.843	F.SALAC	23.634	S.GARCIA	24.281	8	J.DIXON	1'36.172	1'36.283	(6)
9	A.CANET	20.607	A.ARENAS	27.854	T.ARBOLINO	23.634	A.ESCRIG	24.292	9	A.LOPEZ	1'36.391	1'36.606	(10)
10	T.ARBOLINO	20.622	M.GONZALEZ	27.873	J.ROBERTS	23.640	A.OGURA	24.300	10	T.ARBOLINO	1'36.425	1'36.585	(9)
11	A.ARENAS	20.625	C.VIETTI	27.898	A.ARENAS	23.662	A.ARENAS	24.302	11	A.ARENAS	1'36.443	1'36.735	(12)
12	A.LOPEZ	20.628	S.CHANTRA	27.904	C.VIETTI	23.671	J.ROBERTS	24.314	12	D.FOGGIA	1'36.537	1'36.652	(11)
13	Z.VD GOORBER	20.654	Z.VD GOORBER	27.940	D.FOGGIA	23.690	C.VIETTI	24.328	13	C.VIETTI	1'36.589	1'36.858	(14)
14	B.BENDSNEYDE	20.661	D.FOGGIA	27.941	S.LOWES	23.695	Z.VD GOORBER	24.329	14	Z.VD GOORBE	1'36.629	1'36.748	(13)
15	T.HADA	20.665	J.ALCOBA	27.974	Z.VD GOORBER	23.706	T.ARBOLINO	24.339	15	S.GARCIA	1'36.749	1'36.900	(15)
16	I.GUEVARA	20.669	B.BALTUS	28.014	A.OGURA	23.716	B.BENDSNEYDE	24.341	16	J.ROBERTS	1'36.808	1'36.929	(16)
17	D.BINDER	20.687	I.GUEVARA	28.021	A.LOPEZ	23.719	S.LOWES	24.349	17	S.LOWES	1'36.818	1'36.959	(17)
18	A.SURRA	20.691	S.GARCIA	28.040	S.GARCIA	23.732	D.BINDER	24.354	18	A.ESCRIG	1'36.871	1'37.016	(18)
19	C.VIETTI	20.692	S.LOWES	28.050	J.ALCOBA	23.763	A.LOPEZ	24.357	19	B.BENDSNEY	1'36.905	1'37.113	(22)
20	S.GARCIA	20.696	A.ESCRIG	28.060	M.CASADEI	23.783	D.FOGGIA	24.357	20	J.ALCOBA	1'36.934	1'37.218	(23)
21	L.TULOVIC	20.697	B.BENDSNEYDE	28.076	A.ESCRIG	23.808	J.ALCOBA	24.393	21	F.SALAC	1'36.979	1'37.107	(20)
22	A.ESCRIG	20.711	J.ROBERTS	28.097	B.BENDSNEYDE	23.827	F.SALAC	24.394	22	I.GUEVARA	1'36.980	1'37.088	(19)
23	S.LOWES	20.724	R.SKINNER	28.101	A.SURRA	23.841	R.SKINNER	24.394	23	D.BINDER	1'37.052	1'37.110	(21)
24	B.BALTUS	20.738	T.HADA	28.110	B.BALTUS	23.855	I.GUEVARA	24.405	24	B.BALTUS	1'37.067	1'37.256	(24)

These data/results cannot be reproduced, stored and/or transmitted in whole or in part by any manner of electronic, mechanical, photocopying, recording, broadcasting or otherwise now known or herein after developed without the previous express consent by the copyright owner, except for reproduction in daily press and regular printed publications on sale to the public within 60 days of the event related to those data/results and always provided that copyright symbol appears together as follows below.  
© DORNA, 2023





4554 m.

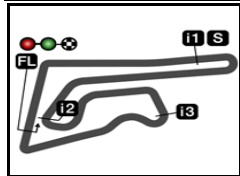
**OR THAILAND GRAND PRIX****Practice Nr. 2****Best Partial Times***IT* Ideal Lap Time, sum of the best partial times*BT* Best Lap Time

		<b>T1</b>		<b>T2</b>		<b>T3</b>		<b>T4</b>					
<i>Pos</i>	<i>Rider</i>	<i>Time</i>	<i>Rider</i>	<i>Time</i>	<i>Rider</i>	<i>Time</i>	<i>Rider</i>	<i>Time</i>	<i>Rider</i>	<i>Pos</i>	<i>Rider</i>	<i>IT</i>	<i>BT</i>
25	K.NOZANE	20.741	D.BINDER	28.126	L.TULOVIC	23.875	K.NOZANE	24.415		25	T.HADA	1'37.156	1'37.437 (25)
26	J.ROBERTS	20.757	F.SALAC	28.153	T.HADA	23.882	B.BALTUS	24.460		26	A.SURRA	1'37.181	1'37.493 (26)
27	M.CASADEI	20.771	L.TULOVIC	28.171	D.BINDER	23.885	L.TULOVIC	24.472		27	L.TULOVIC	1'37.215	1'37.617 (29)
28	F.SALAC	20.798	A.SURRA	28.177	I.GUEVARA	23.885	A.SURRA	24.472		28	R.SKINNER	1'37.274	1'37.517 (28)
29	J.ALCOBA	20.804	M.CASADEI	28.179	R.SKINNER	23.936	T.HADA	24.499		29	K.NOZANE	1'37.409	1'37.502 (27)
30	R.SKINNER	20.843	K.NOZANE	28.302	K.NOZANE	23.951	M.CASADEI	24.759		30	M.CASADEI	1'37.492	1'37.629 (30)

These data/results cannot be reproduced, stored and/or transmitted in whole or in part by any manner of electronic, mechanical, photocopying, recording, broadcasting or otherwise now known or herein after developed without the previous express consent by the copyright owner, except for reproduction in daily press and regular printed publications on sale to the public within 60 days of the event related to those data/results and always provided that copyright symbol appears together as follows below.  
© DORNA, 2023


Official MotoGP Timing by **TISSOT**  
www.motogp.com





4554 m.

**OR THAILAND GRAND PRIX**  
**Practice Nr. 2**  
**Fastest Laps Sequence**

<i>Practice Time</i>	 <i>Rider</i>	<i>Nation</i>	<i>Motorcycle</i>	<i>Time</i>	<i>Km/h</i>	<i>Rider's Lap</i>
<b>3'19.684</b>	18 <b>Manuel GONZALEZ</b>	SPA	KALEX	<b>1'36.992</b>	169.0	2
<b>3'20.790</b>	24 <b>Marcos RAMIREZ</b>	SPA	KALEX	<b>1'36.725</b>	169.4	2
<b>4'56.106</b>	18 <b>Manuel GONZALEZ</b>	SPA	KALEX	<b>1'36.422</b>	170.0	3
<b>4'56.385</b>	54 <b>Fermín ALDEGUER</b>	SPA	BOSCOSCURO	<b>1'36.226</b>	170.3	3
<b>4'56.789</b>	24 <b>Marcos RAMIREZ</b>	SPA	KALEX	<b>1'35.999</b>	170.7	3
<b>38'24.328</b>	37 <b>Pedro ACOSTA</b>	SPA	KALEX	<b>1'35.985</b>	170.8	18

These data/results cannot be reproduced, stored and/or transmitted in whole or in part by any manner of electronic, mechanical, photocopying, recording, broadcasting or otherwise now known or herein after developed without the previous express consent by the copyright owner, except for reproduction in daily press and regular printed publications on sale to the public within 60 days of the event related to those data/results and always provided that copyright symbol appears together as follows below.

© DORNA, 2023

Official MotoGP Timing by TISSOT  
 www.motogp.com

**Buriram, Friday, October 27, 2023**

