


4554 m.

BURIRAM THAILAND GRAND PRIX
Practice Nr. 3
Classification

10

		Rider	Nation	Team	Motorcycle	Time	Lap Total	Gap	Top Speed
1	53	Deniz ÖNCÜ	TUR	Red Bull KTM Ajo	KTM	1'41.907	10 13		231.7
2	10	Diogo MOREIRA	BRA	MT Helmets - MSI	KTM	1'41.932	10 13	0.025 0.025	231.7
3	6	Ryusei YAMANAKA	JPN	Gaviota GASGAS Aspar Team	GASGAS	1'42.034	14 14	0.127 0.102	227.3
4	5	Jaume MASIA	SPA	Leopard Racing	HONDA	1'42.144	9 12	0.237 0.110	226.8
5	95	Collin VEIJER	NED	Liqui Moly Husqvarna Intact GP	HUSQVARNA	1'42.210	11 12	0.303 0.066	230.7
6	18	Matteo BERTELLE	ITA	Rivacold Snipers Team	HONDA	1'42.255	12 12	0.348 0.045	230.2
7	99	José Antonio RUEDA	SPA	Red Bull KTM Ajo	KTM	1'42.337	10 12	0.430 0.082	230.7
8	72	Taiyo FURUSATO	JPN	Honda Team Asia	HONDA	1'42.457	10 13	0.550 0.120	226.8
9	48	Ivan ORTOLÁ	SPA	Angeluss MTA Team	KTM	1'42.463	11 13	0.556 0.006	227.8
10	96	Daniel HOLGADO	SPA	Red Bull KTM Tech3	KTM	1'42.469	12 14	0.562 0.006	228.8
11	80	David ALONSO	COL	Gaviota GASGAS Aspar Team	GASGAS	1'42.470	12 15	0.563 0.001	229.2
12	9	Nicola Fabio CARRARO	ITA	Rivacold Snipers Team	HONDA	1'42.558	9 12	0.651 0.088	232.2
13	71	Ayumu SASAKI	JPN	Liqui Moly Husqvarna Intact GP	HUSQVARNA	1'42.565	12 12	0.658 0.007	228.3
14	54	Riccardo ROSSI	ITA	SIC58 Squadra Corse	HONDA	1'42.574	6 13	0.667 0.009	228.8
15	66	Joel KELSO	AUS	CFMOTO Racing PruestelGP	CFMOTO	1'42.575	14 14	0.668 0.001	225.9
16	63	Syarifuddin AZMAN	MAL	MT Helmets - MSI	KTM	1'42.677	9 12	0.770 0.102	232.2
17	82	Stefano NEPA	ITA	Angeluss MTA Team	KTM	1'42.721	11 13	0.814 0.044	230.2
18	33	Tatchakorn BUASRI	THA	Honda Team Asia	HONDA	1'42.832	9 12	0.925 0.111	227.3
19	19	Scott OGDEN	GBR	VisionTrack Racing Team	HONDA	1'42.856	12 12	0.949 0.024	228.8
20	44	David MUÑOZ	SPA	BOE Motorsports	KTM	1'42.866	5 12	0.959 0.010	230.2
21	38	David SALVADOR	SPA	CIP Green Power	KTM	1'43.040	10 13	1.133 0.174	231.7
22	21	Vicente PEREZ	SPA	BOE Motorsports	KTM	1'43.069	9 12	1.162 0.029	232.2
23	43	Xavier ARTIGAS	SPA	CFMOTO Racing PruestelGP	CFMOTO	1'43.098	10 13	1.191 0.029	228.8
24	31	Adrian FERNANDEZ	SPA	Leopard Racing	HONDA	1'43.281	12 14	1.374 0.183	229.2
25	20	Lorenzo FELLON	FRA	CIP Green Power	KTM	1'43.397	11 13	1.490 0.116	231.2
26	70	Joshua WHATLEY	GBR	VisionTrack Racing Team	HONDA	1'43.450	9 12	1.543 0.053	227.8
27	7	Filippo FARIOLI	ITA	Red Bull KTM Tech3	KTM	1'43.496	13 16	1.589 0.046	225.4
28	64	Mario AJI	INA	Honda Team Asia	HONDA	1'43.747	13 13	1.840 0.251	225.9
29	27	Kaito TOBA	JPN	SIC58 Squadra Corse	HONDA	1'44.559	5 5	2.652 0.812	224.0
30	32	Krittapat KEANKUM	THA	Yamaha Thailand Racing - BOE	KTM	1'46.478	6 13	4.571 1.919	219.5

Practice condition: **Dry**
 Air: 30°
 Humidity: 69%
 Ground: 37°

Fastest Lap:	Lap: 10	Deniz ÖNCÜ	1'41.907	160.8 Km/h
Best Race Lap:	2022	Jaume MASIA	1'42.530	159.8 Km/h
All Time Lap Record:	2023	Deniz ÖNCÜ	1'41.907	160.8 Km/h

The results are provisional until the end of the limit for protest and appeals.

Time limit for protest expires 60' after publication of the results - Time:

These data/results cannot be reproduced, stored and/or transmitted in whole or in part by any manner of electronic, mechanical, photocopying, recording, broadcasting or otherwise now known or herein after developed without the previous express consent by the copyright owner, except for reproduction in daily press and regular printed publications on sale to the public within 60 days of the event related to those data/results and always provided that copyright symbol appears together as follows below.

© DORNA, 2023

Official MotoGP Timing by TISSOT
 www.motogp.com

Buriram, Saturday, October 28, 2023





Results and timing service provided by TISSOT

Moto3™

BURIRAM INTERNATIONAL CIRCUIT
OR THAILAND GRAND PRIX
Practice Nr. 3
Combined Practice Times

11

	Rider	Nation	Team	MOTORCYCLE	P1	P2	P3	Gap				
1	53 D.ÖNCÜ	TUR	Red Bull KTM Ajo	KTM	1'43.061	14	1'42.873	15	1'41.907	10		
2	10 D.MOREIRA	BRA	MT Helmets - MSI	KTM	1'42.561	13	1'42.555	9	1'41.932	10	0.025	0.025
3	6 R.YAMANAKA	JPN	Gaviota GASGAS Aspar Team	GASGAS	1'42.745	13	1'42.846	11	1'42.034	14	0.127	0.102
4	5 J.MASIA	SPA	Leopard Racing	HONDA	1'42.318	14	1'42.319	15	1'42.144	9	0.237	0.110
5	95 C.VEIJER	NED	Liqui Moly Husqvarna Intact GPHUSQVARNA	HUSQVARNA	1'43.325	18	1'42.628	15	1'42.210	11	0.303	0.066
6	18 M.BERTELLE	ITA	Rivacold Snipers Team	HONDA	1'43.289	17	1'43.270	11	1'42.255	12	0.348	0.045
7	99 J.RUEDA	SPA	Red Bull KTM Ajo	KTM	1'43.288	13	1'43.113	13	1'42.337	10	0.430	0.082
8	80 D.ALONSO	COL	Gaviota GASGAS Aspar Team	GASGAS	1'42.944	14	1'42.430	14	1'42.470	12	0.523	0.093
9	72 T.FURUSATO	JPN	Honda Team Asia	HONDA	1'43.288	14	1'44.362	7	1'42.457	10	0.550	0.027
10	48 I.ORTOLÁ	SPA	Angeluss MTA Team	KTM	1'43.858	13	1'43.662	14	1'42.463	11	0.556	0.006
11	96 D.HOLGADO	SPA	Red Bull KTM Tech3	KTM	1'43.271	15	1'42.920	14	1'42.469	12	0.562	0.006
12	9 N.CARRARO	ITA	Rivacold Snipers Team	HONDA	1'43.619	15	1'43.872	13	1'42.558	9	0.651	0.089
13	71 A.SASAKI	JPN	Liqui Moly Husqvarna Intact GPHUSQVARNA	HUSQVARNA	1'43.060	15	1'43.239	11	1'42.565	12	0.658	0.007
14	54 R.ROSSI	ITA	SIC58 Squadra Corse	HONDA	1'43.197	15	1'43.029	15	1'42.574	6	0.667	0.009
15	66 J.KELSO	AUS	CFMOTO Racing PruestelGP	CFMOTO	1'43.427	16	1'42.891	12	1'42.575	14	0.668	0.001
16	63 S.AZMAN	MAL	MT Helmets - MSI	KTM	1'43.106	13	1'43.122	7	1'42.677	9	0.770	0.102
17	82 S.NEPA	ITA	Angeluss MTA Team	KTM	1'43.835	13	1'44.046	2	1'42.721	11	0.814	0.044
18	33 T.BUASRI	THA	Honda Team Asia	HONDA	1'43.716	11	1'44.239	12	1'42.832	9	0.925	0.111
19	19 S.OGDEN	GBR	VisionTrack Racing Team	HONDA	1'43.592	14	1'43.540	15	1'42.856	12	0.949	0.024
20	44 D.MUÑOZ	SPA	BOE Motorsports	KTM	1'43.264	13	1'43.167	8	1'42.866	5	0.959	0.010
21	38 D.SALVADOR	SPA	CIP Green Power	KTM	1'44.295	15	1'45.092	4	1'43.040	10	1.133	0.174
22	21 V.PEREZ	SPA	BOE Motorsports	KTM	1'43.907	11	1'44.271	3	1'43.069	9	1.162	0.029
23	43 X.ARTIGAS	SPA	CFMOTO Racing PruestelGP	CFMOTO	1'44.175	13	1'43.571	14	1'43.098	10	1.191	0.029
24	31 A.FERNANDEZ	SPA	Leopard Racing	HONDA	1'43.534	16	1'43.146	11	1'43.281	12	1.239	0.048
25	20 L.FELLON	FRA	CIP Green Power	KTM	1'44.717	14	1'44.753	4	1'43.397	11	1.490	0.251
26	70 J.WHATLEY	GBR	VisionTrack Racing Team	HONDA	1'44.066	16	1'44.230	10	1'43.450	9	1.543	0.053
27	7 F.FARIOLI	ITA	Red Bull KTM Tech3	KTM	1'44.282	15	1'44.273	14	1'43.496	13	1.589	0.046
28	27 K.TOBA	JPN	SIC58 Squadra Corse	HONDA			1'43.555	14	1'44.559	5	1.648	0.059
29	64 M.AJI	INA	Honda Team Asia	HONDA	1'44.792	13	1'44.145	12	1'43.747	13	1.840	0.192
30	32 K.KEANKUM	THA	Yamaha Thailand Racing - BOE	KTM	1'45.878	14	1'45.723	5	1'46.478	6	3.816	1.976

Pole Position Record:	2022	Dennis FOGGIA	1'42.077	160.6 Km/h
Best Race Lap:	2022	Jaume MASIA	1'42.530	159.8 Km/h
All Time Lap Record:	2023	Deniz ÖNCÜ	1'41.907	160.8 Km/h

The results are provisional until the end of the limit for protest and appeals.

Time limit for protest expires 60' after publication of the results - Time:

These data/results cannot be reproduced, stored and/or transmitted in whole or in part by any manner of electronic, mechanical, photocopying, recording, broadcasting or otherwise now known or herein after developed without the previous express consent by the copyright owner, except for reproduction in daily press and regular printed publications on sale to the public within 60 days of the event related to those data/results and always provided that copyright symbol appears together as follows below.

© DORNA, 2023

Official MotoGP Timing by TISSOT
www.motogp.com

Buriram, Saturday, October 28, 2023





4554 m.

BURIRAM THAILAND GRAND PRIX
Practice Nr. 3
Top Speed & Average

12



Rider	Nation	Motorcycle	Top 5 speeds					Average	Top
9 Nicola Fabio CARRARO	ITA	HONDA	232.2	229.7	229.2	229.2	228.8	229.8	232.2
21 Vicente PEREZ	SPA	KTM	232.2	226.8	225.9	225.4	223.6	226.8	232.2
63 Syarifuddin AZMAN	MAL	KTM	232.2	228.8	226.8	225.0	224.5	227.0	232.2
10 Diogo MOREIRA	BRA	KTM	231.7	229.7	229.2	227.3	225.9	228.3	231.7
38 David SALVADOR	SPA	KTM	231.7	229.2	228.8	227.8	227.3	229.0	231.7
53 Deniz ÖNCÜ	TUR	KTM	231.7	227.8	226.8	225.9	225.0	227.4	231.7
20 Lorenzo FELLON	FRA	KTM	231.2	229.2	229.2	228.3	228.3	229.2	231.2
95 Collin VEIJER	NED	HUSQVARNA	230.7	229.2	226.8	226.8	226.4	228.0	230.7
99 José Antonio RUEDA	SPA	KTM	230.7	227.3	226.4	226.4	225.4	227.2	230.7
18 Matteo BERTELLE	ITA	HONDA	230.2	229.7	229.7	227.8	227.8	229.0	230.2
44 David MUÑOZ	SPA	KTM	230.2	229.2	228.8	228.3	227.3	228.8	230.2
82 Stefano NEPA	ITA	KTM	230.2	228.3	225.9	225.0	224.0	226.7	230.2
31 Adrian FERNANDEZ	SPA	HONDA	229.2	226.8	225.9	225.9	225.0	226.3	229.2
80 David ALONSO	COL	GASGAS	229.2	225.9	224.5	222.2	221.7	224.7	229.2
19 Scott OGDEN	GBR	HONDA	228.8	227.8	226.8	225.9	225.9	227.0	228.8
43 Xavier ARTIGAS	SPA	CFMOTO	228.8	226.8	226.4	226.4	225.9	226.9	228.8
54 Riccardo ROSSI	ITA	HONDA	228.8	228.8	228.3	228.3	225.9	228.0	228.8
96 Daniel HOLGADO	SPA	KTM	228.8	227.8	226.8	226.4	226.4	227.2	228.8
71 Ayumu SASAKI	JPN	HUSQVARNA	228.3	227.3	226.4	226.4	225.9	226.9	228.3
48 Ivan ORTOLÁ	SPA	KTM	227.8	227.3	226.8	226.4	224.5	226.6	227.8
70 Joshua WHATLEY	GBR	HONDA	227.8	225.9	225.4	224.5	224.5	225.6	227.8
6 Ryusei YAMANAKA	JPN	GASGAS	227.3	226.4	224.5	223.6	223.1	224.7	227.3
33 Tatchakorn BUASRI	THA	HONDA	227.3	226.4	224.5	224.5	224.0	225.3	227.3
5 Jaume MASIA	SPA	HONDA	226.8	226.4	226.4	225.4	225.0	226.0	226.8
72 Taiyo FURUSATO	JPN	HONDA	226.8	226.4	226.4	225.9	225.4	226.1	226.8
64 Mario AJI	INA	HONDA	225.9	223.1	223.1	222.2	222.2	223.3	225.9
66 Joel KELSO	AUS	CFMOTO	225.9	225.4	225.4	222.2	221.7	223.7	225.9
7 Filippo FARIOLI	ITA	KTM	225.4	225.0	224.0	223.6	223.1	224.0	225.4
27 Kaito TOBA	JPN	HONDA	224.0	222.2	219.5	201.1	197.4	212.8	224.0
32 Krittapat KEANKUM	THA	KTM	219.5	213.8	213.8	213.4	213.4	214.6	219.5

These data/results cannot be reproduced, stored and/or transmitted in whole or in part by any manner of electronic, mechanical, photocopying, recording, broadcasting or otherwise now known or herein after developed without the previous express consent by the copyright owner, except for reproduction in daily press and regular printed publications on sale to the public within 60 days of the event related to those data/results and always provided that copyright symbol appears together as follows below.

© DORNA, 2023

Official MotoGP Timing by TISSOT
 www.motogp.com



Buriram, Saturday, October 28, 2023



SIAM INTERNATIONAL CIRCUIT THAILAND GRAND PRIX

Practice Nr. 3

Chronological Analysis of Performances

13

* Lap / Sector time cancelled **T1** Time from finish line to 1st intermed. **T3** Time from 2nd intermed. to 3rd intermed.
P Crossing the finish line in pit lane **T2** Time from 1st intermed. to 2nd intermed. **T4** Time from 3rd intermed. to finish line

Lap	Lap Time	T1	T2	T3	T4	Speed	Lap	Lap Time	T1	T2	T3	T4	Speed		
1st	53	Deniz ÖNCÜ Red Bull KTM Ajo TUR						13	1'57.382 *	24.054				26.268 *	198.5
		Runs=2	Total laps=13	Full laps=10	Valid laps=4		14	1'42.034	23.434	29.860	23.763		24.977	226.4	
1	3'46.382	19.743	31.723	24.974	25.549	219.5	4th	5	Jaume MASIA Leopard Racing SPA						
2	1'43.650	23.789	30.356	24.310	25.195	224.0			Runs=2	Total laps=12	Full laps=9	Valid laps=7			
3	1'49.142 *	23.76*			25.395	224.0	1	4'24.443 *	21.799	31.747 *	25.318	26.213	213.4		
4	1'42.990 *	23.587	30.118*	24.180	25.105	227.8	2	1'44.073 *	23.62 *	30.466*	24.457	25.529	226.4		
5	1'42.840	23.555	30.184	24.038	25.063	225.0	3	1'43.542	23.555	30.202	24.453	25.332	226.4		
6	1'42.727	23.593	30.104	23.965	25.065	225.9	4	1'43.202	23.552	30.246	24.300	25.104	224.5		
7	1'46.801 *	23.725	30.385*	26.852	25.839*	224.5	5	1'43.305 *	23.553	30.194	24.321 *	25.237	224.5		
8	1'58.211 P	23.94*	31.407*	24.779	38.078	219.9	6	1'43.201	23.583	30.147	24.370	25.101	225.0		
9	7'48.108	18.377	30.287	24.111	26.722	220.8	7	2'02.980 P	24.75*	32.426*	25.685	40.113	206.1		
10	1'41.907	23.285	29.986	23.829	24.807	231.7	8	9'24.703	20.566	31.057	25.076	28.928	217.3		
11	1'45.196 *	23.59*	30.039	23.931	27.631	222.2	9	1'42.144	23.426	29.883	23.960	24.875	225.4		
12	1'48.365 *	24.296	32.067*	24.311*	27.691	224.0	10	1'42.316	23.415	29.972	23.919	25.010	224.5		
13	1'43.240 *	23.424	29.846	23.735	26.235*	226.8	11	1'57.288	27.559			25.194	204.1		
2nd	10	Diogo MOREIRA MT Helmets - MSI BRA						12	1'42.255	23.427	29.972	23.959	24.897	226.8	
		Runs=2	Total laps=13	Full laps=10	Valid laps=8		5th	95	Collin VEIJER Liqui Moly Husqvarna NED						
1	3'12.554	18.520	31.082	24.548	25.569	225.4			Runs=3	Total laps=12	Full laps=8	Valid laps=7			
2	1'43.504	23.671	30.343	24.223	25.267	225.4	1	4'10.441 P	18.814	34.121	26.064	38.215	222.6		
3	1'43.236	23.555	30.066	24.390	25.225	227.3	2	3'13.529	20.216	34.851	26.434	25.876	201.1		
4	1'43.716	23.540	30.448	24.450	25.278	225.9	3	1'44.216	23.691	30.689	24.460	25.376	226.8		
5	1'46.684	23.704	30.389	26.789	25.802	222.2	4	1'43.525	23.564	30.278	24.354	25.329	226.8		
6	1'44.376 *	23.42*	30.820	24.672*	25.455	229.2	5	1'49.458	23.596	30.434	29.088	26.340	225.9		
7	1'44.187	23.761	30.425	24.469	25.532	222.2	6	1'43.036	23.380	30.360	24.157	25.139	230.7		
8	2'02.059 P	24.47*	33.050	25.138	39.396	212.5	7	1'43.470	23.771	30.229	24.237	25.233	226.4		
9	8'27.392	17.763	30.233	24.186	25.507	229.7	8	2'01.763 P	24.887	31.328	25.301	40.247	209.7		
10	1'41.932	23.297	29.854	23.880	24.901	231.7	9	6'46.261	19.698	31.032	24.478	25.331	218.1		
11	1'58.079 *	23.355	30.277*	26.598	37.849*	225.9	10	1'44.841 *	23.643	30.142	25.679*	25.377	222.2		
12	1'47.984	23.820	34.234	24.439	25.491	222.6	11	1'42.210	23.333	30.045	23.861	24.971	229.2		
13	1'43.339	23.651	30.249	24.215	25.224	224.5	12	1'49.459	25.581	32.522	25.340	26.016	213.8		
3rd	6	Ryusei YAMANAKA Gaviota GASGAS As JPN						6th	18	Matteo BERTELLE Rivacold Snipers Tea ITA					
		Runs=2	Total laps=14	Full laps=11	Valid laps=8				Runs=2	Total laps=12	Full laps=9	Valid laps=4			
1	2'33.522	21.184	31.472	25.366	26.655	214.2	1	3'11.455	19.268	31.035	24.949	26.196	224.5		
2	1'44.590	24.015	30.629	24.638	25.308	223.1	2	1'43.492	23.445	30.468	24.229	25.350	230.2		
3	1'43.896	23.835	30.399	24.418	25.244	223.6	3	1'43.445 *	23.45*	30.198	24.360	25.429	227.3		
4	1'43.804 *	23.810	30.411	24.377*	25.206	224.5	4	1'43.492	23.458	30.499	24.195	25.340	227.8		
5	1'43.445	23.816	30.278	24.245	25.106	223.1	5	1'47.556 *	25.29*	32.239	24.518	25.502	199.2		
6	1'43.631 *	23.584	30.400*	24.299*	25.348	227.3	6	1'56.670 *	23.419	34.781	29.312*	29.158	226.8		
7	1'43.708	23.829	30.361	24.307	25.211	220.4	7	1'58.036 P	23.447	30.160	24.840	39.589	227.8		
8	1'43.682	23.762	30.452	24.290	25.178	221.7	8	10'02.870	18.910	30.716	24.363	25.290	229.7		
9	1'58.851 P	23.922	30.432	24.894	39.603	220.4	9	1'42.440 *	23.36*	30.132	23.937	25.004	227.3		
10	7'51.930	18.796	30.605	24.307	25.163	216.8	10	2'01.363 *	24.378	33.371*	24.287	39.327*	202.6		
11	1'43.197	23.716	30.264	24.273	24.944	221.7	11	2'02.979	23.423	40.379	33.561	25.616	225.4		
12	1'42.479	23.641	30.081	23.874	24.883	222.6									

Fastest Lap: Deniz ÖNCÜ Red Bull KTM Ajo TUR **1'41.907** 23.285 29.986 23.829 24.807

These data/results cannot be reproduced, stored and/or transmitted in whole or in part by any manner of electronic, mechanical, photocopying, recording, broadcasting or otherwise now known or herein after developed without the previous express consent by the copyright owner, except for reproduction in daily press and regular printed publications on sale to the public within 60 days of the event related to those data/results and always provided that copyright symbol appears together as follows below.
 © DORNA, 2023



Practice Nr. 3

Moto3

Lap	Lap Time	T1	T2	T3	T4	Speed	Lap	Lap Time	T1	T2	T3	T4	Speed	
12	1'42.255	23.237	29.896	23.986	25.136	229.7	6	1'52.749 *	24.60*	36.679*	25.137*	26.324	204.1	
7th	99	José Antonio RUED Red Bull KTM Ajo SPA					Runs=2 Total laps=12 Full laps=9 Valid laps=9	7	1'58.467 P	23.568	30.254	24.268	40.377	226.4
1	3'47.122	19.243	31.739	25.099	26.009	225.4	8	7'12.145	21.065	30.746	24.375	25.710	213.4	
2	1'43.988	23.799	30.595	24.429	25.165	226.4	9	1'42.625	23.485	29.937	24.221	24.982	227.8	
3	1'43.269	23.633	30.359	24.231	25.046	226.4	10	1'42.543	23.499	30.021	24.009	25.014	225.9	
4	1'43.688	23.791	30.527	24.211	25.159	223.1	11	1'45.716 *	24.19*	30.749	24.370	26.404	209.3	
5	1'43.520	23.715	30.466	24.179	25.160	222.6	12	1'42.469	23.395	30.076	23.960	25.038	226.4	
6	1'46.851	23.779	30.512	24.216	28.344	222.6	13	1'48.111 *	23.596			25.379	224.5	
7	2'00.997 P	23.715	30.394*	25.723	41.165	227.3	14	1'42.674 *	23.456	30.072	24.040	25.106*	228.8	
8	9'30.668 *	18.426	30.373	24.388	25.131*	224.5	11th	80	David ALONSO Gaviota GASGAS As COL					Runs=2 Total laps=15 Full laps=12 Valid laps=9
9	1'43.259	23.740	30.488	24.046	24.985	221.7	1	1'51.199	19.096	31.485	25.038	26.270	219.0	
10	1'42.337	23.349	30.122	23.820	25.046	230.7	2	1'45.472	23.884	31.052	24.857	25.679	222.2	
11	1'48.737	24.281	31.480	24.510	28.466	216.0	3	1'44.458	23.848	30.580	24.596	25.434	220.8	
12	1'43.806	23.772	30.309	24.155	25.570	223.1	4	1'44.058 *	23.786	30.326*	24.517	25.429	221.3	
8th	72	Taiyo FURUSATO Honda Team Asia JPN					Runs=2 Total laps=13 Full laps=10 Valid laps=5	5	1'43.924	23.737	30.397	24.456	25.334	221.7
1	3'54.948	18.709	31.506	24.862	25.567	223.6	6	1'44.478	23.754	30.357	24.775	25.592	220.4	
2	1'44.078 *	23.87*	30.409*	24.458	25.338	224.5	7	1'44.100	23.831	30.435	24.438	25.396	220.4	
3	1'43.416 *	23.559	30.224*	24.373*	25.260	226.8	8	1'44.399 *	23.86*	30.372	24.688	25.478	219.5	
4	1'43.168 *	23.565	30.173	24.312	25.118*	225.9	9	1'44.379	23.953	30.331	24.643	25.452	219.5	
5	1'48.143 *	23.62*	32.302	26.933	25.286	223.1	10	1'59.547 P	23.839	30.379	24.596	40.733	220.4	
6	1'43.090	23.596	30.092	24.343	25.059	225.4	11	6'20.472 *	18.673	30.482*	24.189	25.119	229.2	
7	1'43.626	23.639	30.229	24.510	25.248	222.2	12	1'42.470	23.374	30.036	24.073	24.987	225.9	
8	2'02.077 P	25.809	32.349	24.578	39.341	196.3	13	1'46.385	25.836	30.887	24.439	25.223	215.5	
9	7'38.110	18.528	30.356	24.359	25.478	224.5	14	1'47.023 *	24.03*	33.544	24.264	25.179	218.6	
10	1'42.457	23.425	30.179	23.979	24.874	226.4	15	1'42.674	23.575	29.978	24.109	25.012	224.5	
11	1'42.645	23.516	29.921	24.064	25.144	225.4	12th	9	Nicola Fabio CARR Rivacold Snipers Tea ITA					Runs=2 Total laps=12 Full laps=9 Valid laps=5
12	1'49.364 *	24.342	31.783	24.744	28.495*	211.7	1	3'13.336	19.091	31.211	24.895	27.112	222.6	
13	1'42.772	23.455	30.126	24.077	25.114	226.4	2	1'43.179	23.517	30.361	24.032	25.269	229.2	
9th	48	Ivan ORTOLÁ Angeluss MTA Team SPA					Runs=3 Total laps=13 Full laps=8 Valid laps=5	3	1'43.214	23.387	30.326	24.172	25.329	232.2
1	2'31.262	19.971	31.644	25.224	25.914	217.3	4	1'45.443	23.513	30.309	24.486	27.135	229.7	
2	1'44.514	23.787	30.635	24.692	25.400	223.6	5	1'43.006	23.432	30.231	24.023	25.320	229.2	
3	1'44.274 *	23.784	30.365	24.489	25.636*	224.0	6	1'58.268 *	23.57*	33.578*	29.626*	31.490	220.8	
4	1'44.457 *	23.74*	30.767	24.458	25.483	224.0	7	2'01.944 P	23.563	30.420	25.046	42.915	226.4	
5	1'44.206	23.738	30.580	24.472	25.416	224.0	8	9'58.805	19.463	32.381	25.821	25.328	220.4	
6	1'59.480 P	23.88*	31.293	24.476*	39.823	219.0	9	1'42.558	23.299	30.201	23.900	25.158	226.8	
7	5'19.240	19.531	31.291	24.822	25.519	219.0	10	2'02.200 *	23.352	30.347	26.659	41.842*	228.3	
8	1'57.970 P	23.801	30.593	24.559	39.017	222.6	11	2'01.135 *	23.649	37.320*	34.713*	25.453	225.0	
9	5'17.173	18.466	30.552	24.109	25.612	227.8	12	1'43.928 *	23.386	30.247	24.554*	25.741*	228.8	
10	1'42.632	23.399	30.296	23.933	25.004	226.4	13th	71	Ayumu SASAKI Liqui Moly Husqvarna JPN					Runs=2 Total laps=12 Full laps=9 Valid laps=8
11	1'42.463	23.319	30.074	24.007	25.063	227.3	1	4'02.064 *	18.242	30.934*	24.897	25.575	224.0	
12	1'47.946 *	23.552	32.306	24.502*	27.586	224.5	2	1'44.139	23.875	30.371	24.485	25.408	225.9	
13	1'42.803	23.436	30.145	24.055	25.167	226.8	3	1'43.967	23.755	30.304	24.351	25.557	226.4	
10th	96	Daniel HOLGADO Red Bull KTM Tech3 SPA					Runs=2 Total laps=14 Full laps=11 Valid laps=7	4	1'43.651	23.801	30.220	24.328	25.302	225.4
1	3'09.778	19.689	31.276	25.148	25.883	219.0	5	1'43.742 *	23.918	30.199	24.254*	25.371	225.4	
2	1'44.541	23.938	30.638	24.474	25.491	223.6	6	1'43.255	23.717	30.191	24.131	25.216	226.4	
3	1'43.803	23.692	30.513	24.294	25.304	225.0	7	1'43.102	23.621	30.153	24.183	25.145	227.3	
4	1'46.631	23.711	32.442	24.469	26.009	225.4	8	2'02.799 P	24.163	32.502	24.852*	41.282	217.3	
5	1'43.050	23.520	30.211	24.140	25.179	226.8	9	8'29.594	18.597	31.074	24.654	25.628	223.1	
							10	1'42.584	23.701	29.922	23.921	25.040	225.4	
							11	1'44.535	23.753	30.048	24.255	26.479	225.0	

Fastest Lap: Deniz ÖNCÜ Red Bull KTM Ajo TUR 1'41.907 23.285 29.986 23.829 24.807

These data/results cannot be reproduced, stored and/or transmitted in whole or in part by any manner of electronic, mechanical, photocopying, recording, broadcasting or otherwise now known or herein after developed without the previous express consent by the copyright owner, except for reproduction in daily press and regular printed publications on sale to the public within 60 days of the event related to those data/results and always provided that copyright symbol appears together as follows below.
© DORNA, 2023

Practice Nr. 3

Moto3

Lap	Lap Time	T1	T2	T3	T4	Speed	Lap	Lap Time	T1	T2	T3	T4	Speed	
12	1'42.565	23.535	29.970	24.018	25.042	228.3	5	1'43.988	23.774	30.558	24.252	25.404	222.2	
14th	54	Riccardo ROSSI SIC58 Squadra Corse ITA						6	1'43.573 *	23.682	30.283	24.238 *	25.370	224.0
		Runs=2	Total laps=13	Full laps=10	Valid laps=6		7	1'43.829	23.601	30.402	24.364	25.462	222.6	
1	3'49.854	19.490	31.642	25.489	27.951	220.4	8	2'01.172 P	24.465	32.555	24.782	39.370	208.4	
2	1'44.702 *	23.72 *	30.649	24.713	25.613 *	224.5	9	8'24.578 *	19.006	30.505	24.301	26.861 *	222.2	
3	1'44.252	23.676	30.624	24.512	25.440	225.0	10	1'45.584	24.310	32.063	24.010	25.201	220.4	
4	1'43.735	23.549	30.371	24.452	25.363	224.5	11	1'42.721	23.366	30.135	23.974	25.246	230.2	
5	1'42.918	23.413	30.174	24.215	25.116	228.3	12	1'53.204	25.532	36.301	24.887	26.484	210.1	
6	1'42.574	23.361	30.028	24.040	25.145	228.8	13	1'42.879	23.444	30.140	24.122	25.173	228.3	
7	1'47.273 *	23.455	30.534 *	27.387	25.897	228.8	18th	33	Tatchakorn BUASRI Honda Team Asia THA					
8	1'57.752 P	23.661	30.364	24.612	39.115	224.0			Runs=2	Total laps=12	Full laps=9	Valid laps=6		
9	8'15.387	20.385	31.130	25.170	27.463	211.7	1	3'14.428 *	20.982	31.352	24.799	26.101 *	221.3	
10	1'43.864 *	23.76 *	30.802	24.202 *	25.099 *	219.9	2	1'44.299	23.616	30.786	24.376	25.521	227.3	
11	1'43.006	23.569	30.383	23.911	25.143	224.0	3	1'44.191	23.603	30.604	24.360	25.624	224.5	
12	1'47.944 *	23.413	30.683	28.043	25.805 *	228.3	4	1'46.798	24.379	32.077	24.729	25.613	208.8	
13	1'42.708	23.487	30.187	24.004	25.030	225.9	5	1'44.259	23.798	30.642	24.367	25.452	224.0	
15th	66	Joel KELSO CFMOTO Racing Pru AUS						6	1'45.607 *	23.79 *	30.610 *	24.803 *	26.400	223.1
		Runs=2	Total laps=14	Full laps=11	Valid laps=9		7	2'01.744 P	24.86 *	31.850	25.424	39.609	208.8	
1	4'06.737	19.653	31.373	24.887	32.689	217.3	8	10'01.621 *	18.833	30.513	24.963 *	25.613 *	224.5	
2	1'44.973 *	23.964	30.891 *	24.396	25.722	220.8	9	1'42.832	23.494	30.191	23.984	25.163	226.4	
3	1'44.598	23.839	30.724	24.427	25.608	220.8	10	1'49.320 *	23.75 *	30.861	25.495	29.207 *	222.6	
4	1'44.324	23.792	30.626	24.439	25.467	220.8	11	1'45.349 *	23.95 *	31.364 *	24.491	25.539	220.8	
5	1'44.176 *	23.717	30.616	24.400 *	25.443	220.8	12	1'44.225	23.863	30.445	24.417	25.500	222.6	
6	1'43.804	23.699	30.406	24.388	25.311	221.7	19th	19	Scott OGDEN VisionTrack Racing T GBR					
7	1'43.813	23.669	30.389	24.362	25.393	221.7			Runs=2	Total laps=12	Full laps=9	Valid laps=6		
8	2'01.880 P	23.869	31.197	25.540	41.274	220.8	1	3'50.773	19.598	32.391	25.455	30.150	217.7	
9	4'52.746	20.219	31.093	24.548	25.732	216.4	2	1'45.027	23.727	30.891	24.678	25.731	228.8	
10	1'42.850	23.634	30.040	24.130	25.046	222.2	3	1'44.140	23.706	30.651	24.373	25.410	225.0	
11	1'47.334	25.796	30.900	24.724	25.914	201.1	4	1'48.592 *	23.697	30.418	27.521	26.956 *	225.0	
12	1'42.617	23.437	30.066	23.948	25.166	225.9	5	1'43.475	23.601	30.453	24.091	25.330	225.9	
13	1'44.306	23.478	30.293	24.078	26.457	225.4	6	1'43.626	23.588	30.409	24.233	25.396	225.9	
14	1'42.575	23.452	30.130	23.892	25.101	225.4	7	2'04.490 P	25.491	30.759	24.347	43.893	215.1	
16th	63	Syarifuddin AZMAN MT Helmets - MSI MAL						8	9'21.335	18.817	30.772	24.069	25.371	223.6
		Runs=2	Total laps=12	Full laps=9	Valid laps=5		9	1'43.028	23.556	30.363	23.974	25.135	225.0	
1	1'51.581	19.351	31.625	25.019	26.491	217.7	10	2'06.809 *	23.547	30.394	34.876 *	37.992 *	227.8	
2	1'45.407	23.788	30.977	24.778	25.864	225.0	11	2'03.156 *	23.654	38.368 *	35.133	26.001	224.0	
3	1'44.849	23.720	30.683	24.475	25.971	226.8	12	1'42.856	23.524	30.241	23.904	25.187	226.8	
4	1'45.080 *	23.988	30.601	24.749 *	25.742	222.6	20th	44	David MUÑOZ BOE Motorsports SPA					
5	1'44.982	23.913	30.689	24.799	25.581	221.7			Runs=2	Total laps=12	Full laps=9	Valid laps=6		
6	1'44.937 *	23.964	30.673	24.735 *	25.565	219.9	1	3'12.968	25.340	31.652	25.573	27.027	207.2	
7	2'00.282 P	23.887	30.815 *	25.365	40.215	224.5	2	1'43.413	23.572	30.374	24.206	25.261	227.3	
8	11'31.290 *	20.628	31.871 *	24.359	25.654	216.8	3	1'43.123	23.462	30.141	24.224	25.296	230.2	
9	1'42.677	23.412	30.033	24.121	25.111	232.2	4	1'45.537	23.384	30.476	24.534	27.143	228.3	
10	2'03.083 *	23.404	31.337	24.381	43.961 *	228.8	5	1'42.866	23.362	30.240	24.122	25.142	228.8	
11	1'57.376	26.034			25.339	180.6	6	1'56.602 *	24.373	35.170 *	28.788 *	28.271	206.5	
12	1'44.289 *	23.667	30.693	24.518 *	25.411	224.5	7	2'02.679 P	23.824	31.170 *	25.334	42.351	221.7	
17th	82	Stefano NEPA Angeluss MTA Team ITA						8	9'55.091 *	18.736	30.520	24.122	25.513 *	225.4
		Runs=2	Total laps=13	Full laps=10	Valid laps=9		9	1'50.486 *	23.769	30.996 *	30.501	25.220	226.8	
1	3'14.183	19.755	31.527	25.267	29.163	216.4	10	2'04.216 *	23.476	30.309 *	24.291 *	46.140 *	229.2	
2	1'44.381	23.834	30.614	24.415	25.518	225.0	11	1'43.375	23.709	30.294	24.078	25.294	226.8	
3	1'45.646	23.756	30.500	25.764	25.626	223.6	12	1'44.980	24.423	30.773	24.406	25.378	217.7	
4	1'43.968	23.649	30.611	24.295	25.413	225.9								

Fastest Lap: Deniz ÖNCÜ Red Bull KTM Ajo TUR 1'41.907 23.285 29.986 23.829 24.807

These data/results cannot be reproduced, stored and/or transmitted in whole or in part by any manner of electronic, mechanical, photocopying, recording, broadcasting or otherwise now known or herein after developed without the previous express consent by the copyright owner, except for reproduction in daily press and regular printed publications on sale to the public within 60 days of the event related to those data/results and always provided that copyright symbol appears together as follows below.
© DORNA, 2023

Practice Nr. 3

Moto3

Lap	Lap Time	T1	T2	T3	T4	Speed	Lap	Lap Time	T1	T2	T3	T4	Speed
21st	38	David SALVADOR CIP Green Power SPA					8	1'44.261	23.740	30.483	24.569	25.469	224.5
		Runs=2	Total laps=13	Full laps=10	Valid laps=9		9	1'44.778 *	23.792	30.549	24.745 *	25.692	223.1
1	3'47.324	19.720	31.922	25.192	25.993	217.7	10	2'00.865 P	23.906	30.874	25.609	40.476	223.1
2	1'44.525	23.865	30.681	24.350	25.629	225.0	11	4'56.553	18.595	31.222	24.668	25.655	226.8
3	1'45.142	23.663	30.530	24.244	26.705	227.3	12	1'43.281	23.489	30.243	24.111	25.438	225.9
4	1'46.702	24.106	31.475	25.401	25.720	220.8	13	1'43.382	23.532	30.420	24.257	25.173	229.2
5	1'45.416	23.943	30.888	24.729	25.856	220.8	14	1'43.358	23.674	30.426	24.065	25.193	223.1
6	1'52.258	24.660	32.414	29.000	26.184	211.7							
7	1'44.490	23.584	30.633	24.600	25.673	227.8	25th	20	Lorenzo FELLON CIP Green Power FRA				
8	2'01.334 P	24.70*	30.967	24.937	40.730	218.1			Runs=2	Total laps=13	Full laps=10	Valid laps=7	
9	7'41.072	18.474	30.943	24.703	28.515	226.8	1	3'14.649 *	18.226	31.053	25.135	26.153 *	226.8
10	1'43.040	23.500	30.201	24.138	25.201	229.2	2	1'44.233	23.580	30.733	24.372	25.548	231.2
11	1'43.281 *	23.337	30.376	24.095 *	25.473	231.7	3	1'44.063	23.499	30.686	24.361	25.517	228.3
12	1'52.508	25.794	35.227	24.957	26.530	212.5	4	1'45.583 *	23.838	31.827 *	24.536	25.382	224.5
13	1'43.477	23.534	30.169	24.477	25.297	228.8	5	1'43.809	23.633	30.464	24.245	25.467	226.4
							6	1'43.921 *	23.77 *	30.323 *	24.424 *	25.400	226.8
22nd	21	Vicente PEREZ BOE Motorsports SPA					7	1'43.710	23.592	30.381	24.336	25.401	225.4
		Runs=2	Total laps=12	Full laps=9	Valid laps=4		8	1'59.369 P	23.628	30.649	25.232	39.860	223.1
1	3'10.799 *	23.385	31.636	25.031	25.827 *	213.0	9	8'25.791 *	18.701	30.720 *	24.577	26.771 *	229.2
2	1'44.433	24.065	30.827	24.218	25.323	219.5	10	1'47.182	24.097	32.084	25.770	25.231	222.2
3	1'44.717 *	23.832	30.587	24.847 *	25.451	221.7	11	1'43.397	23.394	30.257	24.356	25.390	228.3
4	1'43.488	23.528	30.333	24.303	25.324	226.8	12	1'46.871	23.546	32.813	24.689	25.823	224.5
5	1'45.033	23.702	30.306	24.308	26.717	219.5	13	1'43.359 *	23.536	30.282	24.128	25.413 *	229.2
6	1'56.878 *	24.85 *	34.831 *	28.484 *	28.705	197.0							
7	2'00.783 P	23.801	30.627 *	25.342	41.013	220.4	26th	70	Joshua WHATLEY VisionTrack Racing T GBR				
8	10'01.337 *	18.840	30.572 *	24.358	29.491	223.6			Runs=2	Total laps=12	Full laps=9	Valid laps=7	
9	1'43.069	23.646	30.251	24.111	25.061	232.2	1	3'50.489 *	19.711	31.733	25.437	28.066 *	223.1
10	2'03.585 *	23.476	30.313	26.018 *	43.778 *	225.9	2	1'45.829	23.858	30.967	25.268	25.736	225.4
11	1'47.156 *	24.605	32.831	24.122 *	25.598	208.0	3	1'44.271	23.766	30.780	24.320	25.405	225.9
12	1'45.269 *	23.695	30.378	24.205 *	26.991	225.4	4	1'44.219	23.749	30.711	24.234	25.525	224.5
							5	1'56.848	26.767	31.737	25.105	33.239	173.0
23rd	43	Xavier ARTIGAS CFMOTO Racing Pru SPA					6	1'47.645	23.873	30.748	27.397	25.627	223.1
		Runs=2	Total laps=13	Full laps=10	Valid laps=8		7	2'13.475 P	23.831	31.289	27.133	51.222	221.7
1	3'47.657 *	20.784	31.819	25.363	25.711 *	220.4	8	9'05.830	19.174	31.099	24.410	25.667	221.3
2	1'44.006	23.870	30.502	24.355	25.279	226.4	9	1'43.450	23.605	30.269	24.157	25.419	227.8
3	1'43.659	23.653	30.412	24.309	25.285	225.9	10	1'55.918 *	23.792	31.104	24.346 *	36.676 *	223.6
4	1'43.706	23.722	30.445	24.222	25.317	222.6	11	1'53.691 *	23.681	34.427	29.260	26.323 *	224.5
5	1'43.366	23.705	30.285	24.168	25.208	223.6	12	1'43.984	23.821	30.460	24.098	25.605	224.0
6	1'46.318	23.678	30.278	24.261	28.101	224.5							
7	1'47.390	23.515	30.517	27.259	26.099	228.8	27th	7	Filippo FARIOLI Red Bull KTM Tech3 ITA				
8	1'57.314 P	23.872	30.599	24.514	38.329	223.1			Runs=2	Total laps=16	Full laps=13	Valid laps=8	
9	7'47.664 *	18.649	30.738	24.302	25.516 *	221.7	1	2'31.925	26.227	31.432	25.234	26.311	209.7
10	1'43.098	23.504	30.304	24.080	25.210	226.4	2	1'44.733 *	23.969	30.637 *	24.617	25.510	222.2
11	1'55.077 *	23.804	30.833	24.263	36.177 *	223.6	3	1'44.261 *	23.939	30.500	24.405	25.417 *	223.1
12	1'47.153 *	23.835	32.066 *	24.803	26.449	223.6	4	1'44.042	23.896	30.485	24.310	25.351	223.6
13	1'44.012	23.549	30.428	24.451	25.584	226.8	5	1'44.065	23.845	30.401	24.310	25.509	222.2
							6	1'44.326 *	23.801	30.629 *	24.320 *	25.576 *	225.0
24th	31	Adrian FERNANDEZ Leopard Racing SPA					7	1'44.100	23.843	30.438	24.426	25.393	223.1
		Runs=2	Total laps=14	Full laps=11	Valid laps=6		8	1'44.126	23.785	30.546	24.365	25.430	224.0
1	4'04.406 *	18.626	31.291 *	24.975	25.779 *	225.0	9	1'56.968 P	23.88 *	30.436	24.422	38.230	222.6
2	1'44.597 *	23.75 *	30.583	24.721 *	25.541	225.0	10	4'31.390 *	19.847	30.797 *	24.294 *	25.278	216.8
3	1'44.101	23.693	30.403	24.514	25.491	225.9	11	1'44.436 *	24.003	30.469 *	24.602	25.362	219.9
4	1'44.192	23.765	30.364	24.583	25.480	224.5	12	1'43.641	23.831	30.216	24.205	25.389	221.7
5	1'44.063 *	23.674	30.432	24.575 *	25.382	224.5	13	1'43.496	23.788	30.337	24.168	25.203	221.7
6	1'44.330 *	23.79 *	30.397	24.512	25.624	223.1	14	1'45.204 *	23.966	31.517	24.307 *	25.414	219.9
7	1'44.404 *	23.729	30.514	24.591 *	25.570	223.6	15	1'46.192	23.837			25.504	222.6

Fastest Lap: Deniz ÖNCÜ Red Bull KTM Ajo TUR **1'41.907** 23.285 29.986 23.829 24.807

These data/results cannot be reproduced, stored and/or transmitted in whole or in part by any manner of electronic, mechanical, photocopying, recording, broadcasting or otherwise now known or herein after developed without the previous express consent by the copyright owner, except for reproduction in daily press and regular printed publications on sale to the public within 60 days of the event related to those data/results and always provided that copyright symbol appears together as follows below.
© DORNA, 2023

Official MotoGP Timing by TISSOT
www.motogp.com

Buriram, Saturday, October 28, 2023

Page 4 of 5



Practice Nr. 3

Moto3

Lap	Lap Time	T1	T2	T3	T4	Speed	Lap	Lap Time	T1	T2	T3	T4	Speed
16	1'43.559	23.589	30.448	24.221	25.301	225.4							

28th 64 Mario AJI Honda Team Asia INA
 Runs=2 Total laps=13 Full laps=10 Valid laps=4

1	3'50.071	*	19.088	31.689	25.389	27.938*	221.3
2	1'45.530	*	23.96*	31.111*	24.666	25.785	223.1
3	1'44.456		24.001	30.669	24.378	25.408	220.8
4	1'46.341		23.700	30.415	25.046	27.180	225.9
5	1'48.094	*	23.957	31.009*	26.436	26.692*	219.0
6	1'45.132	*	23.979	30.937	24.526*	25.690	219.5
7	1'45.063		24.097	31.049	24.486	25.431	217.7
8	2'06.404	P	24.85*	33.026	25.264	43.260	208.0
9	7'35.707		19.362	30.983	24.781	25.399	219.5
10	1'43.493	*	23.71*	30.506	23.984	25.291	222.2
11	1'45.685	*	23.821	30.566	24.524*	26.774	222.2
12	1'46.888	*	23.87*	33.227	24.297	25.486	220.8
13	1'43.747		23.779	30.441	24.147	25.380	223.1

29th 27 Kaito TOBA SIC58 Squadra Corse JPN
 Runs=3 Total laps=5 Full laps=2 Valid laps=2

1	4'01.682	P	20.228	33.155	25.397	37.990	197.4
2	5'04.886	*	22.290	39.556	25.173*	25.697*	201.1
	unfinished		23.633				224.0
3	2'11.755	*	28.511	38.674*	30.075*	34.495*	142.4
4	1'46.960	*	24.308	31.762*	24.951*	25.939*	219.5
5	1'44.559		23.868	30.842	24.579	25.270	222.2

30th 32 Krittapat KEANKUM Yamaha Thailand Rac THA
 Runs=3 Total laps=13 Full laps=8 Valid laps=2

1	2'35.008		31.075	32.384	25.330	26.244	189.4
2	1'47.233	*	24.374	31.461*	25.237	26.161	213.4
3	1'47.991	*	25.000	32.188	24.818	25.985*	209.3
4	2'03.683	P	24.40*	31.575*	24.987	42.719	213.4
5	2'22.289		23.203	37.732	25.113	26.047	187.5
6	1'46.478		24.426	31.281	24.816	25.955	213.4
7	2'05.601	P	24.539	31.627*	25.917	43.518	211.7
8	6'46.359	*	19.547	31.703	25.109*	25.858	211.7
9	1'46.341	*	24.31*	31.190	24.881	25.956	213.8
10	1'46.611		24.402	31.391	24.899	25.919	210.1
11	1'51.814	*	24.507	35.312	25.339	26.656*	210.1
12	1'45.695	*	24.186	30.998*	24.614	25.897	219.5
13	1'46.204	*	24.230	30.986	24.889*	26.099	213.8

Fastest Lap: Deniz ÖNCÜ Red Bull KTM Ajo TUR 1'41.907 23.285 29.986 23.829 24.807

These data/results cannot be reproduced, stored and/or transmitted in whole or in part by any manner of electronic, mechanical, photocopying, recording, broadcasting or otherwise now known or herein after developed without the previous express consent by the copyright owner, except for reproduction in daily press and regular printed publications on sale to the public within 60 days of the event related to those data/results and always provided that copyright symbol appears together as follows below.
 © DORNA, 2023

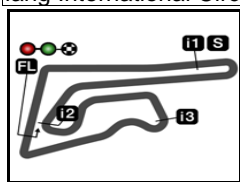
Official MotoGP Timing by TISSOT
 www.motogp.com

Buriram, Saturday, October 28, 2023

Page 5 of 5

motogp





4554 m.

OR THAILAND GRAND PRIX
Practice Nr. 3
Best Partial Times

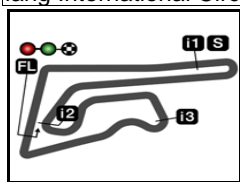
IT Ideal Lap Time, sum of the best partial times

BT Best Lap Time

T1		T2		T3		T4						
Pos	Rider	Time	Rider	Time	Rider	Time	Rider	Time	Pos	Rider	IT	BT
1	M.BERTELLE	23.237	D.ÖNCÜ	29.846	D.ÖNCÜ	23.735	D.ÖNCÜ	24.807	1	D.ÖNCÜ	1'41.673	1'41.907 (1)
2	D.ÖNCÜ	23.285	D.MOREIRA	29.854	R.YAMANAKA	23.763	T.FURUSATO	24.874	2	D.MOREIRA	1'41.932	1'41.932 (2)
3	D.MOREIRA	23.297	R.YAMANAKA	29.860	J.RUEDA	23.820	J.MASIA	24.875	3	R.YAMANAKA	1'41.940	1'42.034 (3)
4	N.CARRARO	23.299	J.MASIA	29.883	C.VEIJER	23.861	R.YAMANAKA	24.883	4	M.BERTELLE	1'42.074	1'42.255 (6)
5	I.ORTOLÁ	23.319	M.BERTELLE	29.896	D.MOREIRA	23.880	D.MOREIRA	24.901	5	J.MASIA	1'42.092	1'42.144 (4)
6	C.VEIJER	23.333	T.FURUSATO	29.921	J.KELSO	23.892	C.VEIJER	24.971	6	T.FURUSATO	1'42.199	1'42.457 (8)
7	D.SALVADOR	23.337	A.SASAKI	29.922	N.CARRARO	23.900	D.HOLGADO	24.982	7	C.VEIJER	1'42.210	1'42.210 (5)
8	J.RUEDA	23.349	D.HOLGADO	29.937	S.OGDEN	23.904	J.RUEDA	24.985	8	D.HOLGADO	1'42.274	1'42.469 (10)
9	R.ROSSI	23.361	D.ALONSO	29.978	R.ROSSI	23.911	D.ALONSO	24.987	9	J.RUEDA	1'42.276	1'42.337 (7)
10	D.MUÑOZ	23.362	R.ROSSI	30.028	J.MASIA	23.919	M.BERTELLE	25.004	10	I.ORTOLÁ	1'42.330	1'42.463 (9)
11	S.NEPA	23.366	S.AZMAN	30.033	A.SASAKI	23.921	I.ORTOLÁ	25.004	10	R.ROSSI	1'42.330	1'42.574 (14)
12	D.ALONSO	23.374	J.KELSO	30.040	I.ORTOLÁ	23.933	R.ROSSI	25.030	12	D.ALONSO	1'42.412	1'42.470 (11)
13	L.FELLON	23.394	C.VEIJER	30.045	M.BERTELLE	23.937	A.SASAKI	25.040	13	J.KELSO	1'42.415	1'42.575 (15)
14	D.HOLGADO	23.395	I.ORTOLÁ	30.074	D.HOLGADO	23.960	J.KELSO	25.046	14	A.SASAKI	1'42.418	1'42.565 (13)
15	S.AZMAN	23.404	J.RUEDA	30.122	S.NEPA	23.974	V.PEREZ	25.061	15	N.CARRARO	1'42.558	1'42.558 (12)
16	J.MASIA	23.415	S.NEPA	30.135	T.FURUSATO	23.979	S.AZMAN	25.111	16	S.NEPA	1'42.648	1'42.721 (17)
17	T.FURUSATO	23.425	D.MUÑOZ	30.141	T.BUASRI	23.984	S.OGDEN	25.135	17	S.AZMAN	1'42.669	1'42.677 (16)
18	R.YAMANAKA	23.434	D.SALVADOR	30.169	M.AJI	23.984	D.MUÑOZ	25.142	18	D.MUÑOZ	1'42.723	1'42.866 (20)
19	J.KELSO	23.437	T.BUASRI	30.191	A.FERNANDEZ	24.065	N.CARRARO	25.158	19	S.OGDEN	1'42.804	1'42.856 (19)
20	V.PEREZ	23.476	N.CARRARO	30.201	D.ALONSO	24.073	T.BUASRI	25.163	20	T.BUASRI	1'42.832	1'42.832 (18)
21	A.FERNANDEZ	23.489	F.FARIOLI	30.216	D.MUÑOZ	24.078	A.FERNANDEZ	25.173	21	D.SALVADOR	1'42.845	1'43.040 (21)
22	T.BUASRI	23.494	S.OGDEN	30.241	X.ARTIGAS	24.080	S.NEPA	25.173	22	V.PEREZ	1'42.899	1'43.069 (22)
23	X.ARTIGAS	23.504	A.FERNANDEZ	30.243	J.WHATLEY	24.098	D.SALVADOR	25.201	23	A.FERNANDEZ	1'42.970	1'43.281 (24)
24	S.OGDEN	23.524	V.PEREZ	30.251	V.PEREZ	24.111	F.FARIOLI	25.203	24	L.FELLON	1'43.010	1'43.397 (25)

These data/results cannot be reproduced, stored and/or transmitted in whole or in part by any manner of electronic, mechanical, photocopying, recording, broadcasting or otherwise now known or herein after developed without the previous express consent by the copyright owner, except for reproduction in daily press and regular printed publications on sale to the public within 60 days of the event related to those data/results and always provided that copyright symbol appears together as follows below.
 © DORNA, 2023





4554 m.

OR THAILAND GRAND PRIX

Practice Nr. 3

Best Partial Times

Moto3™

IT Ideal Lap Time, sum of the best partial times

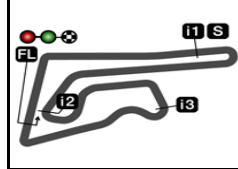
BT Best Lap Time

T1		T2		T3		T4				<i>IT</i>	<i>BT</i>	
<i>Pos</i>	<i>Rider</i>	<i>Time</i>	<i>Rider</i>	<i>Time</i>	<i>Rider</i>	<i>Time</i>	<i>Rider</i>	<i>Time</i>	<i>Pos</i>	<i>Rider</i>		
25	A.SASAKI	23.535	L.FELLON	30.257	S.AZMAN	24.121	X.ARTIGAS	25.208	25	X.ARTIGAS	1'43.070	1'43.098 (23)
26	F.FARIOLI	23.589	J.WHATLEY	30.269	L.FELLON	24.128	L.FELLON	25.231	26	F.FARIOLI	1'43.176	1'43.496 (27)
27	J.WHATLEY	23.605	X.ARTIGAS	30.278	D.SALVADOR	24.138	K.TOBA	25.270	27	J.WHATLEY	1'43.377	1'43.450 (26)
28	K.TOBA	23.633	M.AJI	30.415	F.FARIOLI	24.168	M.AJI	25.291	28	M.AJI	1'43.390	1'43.747 (28)
29	M.AJI	23.700	K.TOBA	30.842	K.TOBA	24.579	J.WHATLEY	25.405	29	K.TOBA	1'44.324	1'44.559 (29)
30	K.KEANKUM	24.186	K.KEANKUM	30.986	K.KEANKUM	24.614	K.KEANKUM	25.858	30	K.KEANKUM	1'45.644	1'46.478 (30)

These data/results cannot be reproduced, stored and/or transmitted in whole or in part by any manner of electronic, mechanical, photocopying, recording, broadcasting or otherwise now known or herein after developed without the previous express consent by the copyright owner, except for reproduction in daily press and regular printed publications on sale to the public within 60 days of the event related to those data/results and always provided that copyright symbol appears together as follows below.
© DORNA, 2023

Official MotoGP Timing by TISSOT
www.motogp.com





4554 m.

BURIRAM THAILAND GRAND PRIX

Practice Nr. 3

Fastest Laps Sequence

<i>Practice Time</i>	 <i>Rider</i>	<i>Nation</i>	<i>Motorcycle</i>	<i>Time</i>	<i>Km/h</i>	<i>Rider's Lap</i>
3'36.671	80 David ALONSO	COL	GASGAS	1'45.472	155.4	2
3'36.988	63 Syarifuddin AZMAN	MAL	KTM	1'45.407	155.5	2
4'15.776	48 Ivan ORTOLÁ	SPA	KTM	1'44.514	156.8	2
4'54.947	18 Matteo BERTELLE	ITA	HONDA	1'43.492	158.4	2
4'56.381	44 David MUÑOZ	SPA	KTM	1'43.413	158.5	2
4'56.515	9 Nicola Fabio CARRARO	ITA	HONDA	1'43.179	158.8	2
6'39.504	44 David MUÑOZ	SPA	KTM	1'43.123	158.9	3
10'07.803	96 Daniel HOLGADO	SPA	KTM	1'43.050	159.0	5
10'07.907	44 David MUÑOZ	SPA	KTM	1'42.866	159.3	5
10'45.004	53 Deniz ÖNCÜ	TUR	KTM	1'42.840	159.4	5
12'27.731	53 Deniz ÖNCÜ	TUR	KTM	1'42.727	159.5	6
12'28.035	54 Riccardo ROSSI	ITA	HONDA	1'42.574	159.8	6
24'36.332	96 Daniel HOLGADO	SPA	KTM	1'42.543	159.8	10
25'42.758	53 Deniz ÖNCÜ	TUR	KTM	1'41.907	160.8	10

These data/results cannot be reproduced, stored and/or transmitted in whole or in part by any manner of electronic, mechanical, photocopying, recording, broadcasting or otherwise now known or herein after developed without the previous express consent by the copyright owner, except for reproduction in daily press and regular printed publications on sale to the public within 60 days of the event related to those data/results and always provided that copyright symbol appears together as follows below.

© DORNA, 2023

Official MotoGP Timing by TISSOT
www.motogp.com

Buriram, Saturday, October 28, 2023

