

4554 m.

BURIRAM THAILAND GRAND PRIX

Race

Classification after 19 laps = 86.526 km

29

Pos		Rider	Nation	Team	Motorcycle	Total Time	Km/h	Gap
1	25	80 David ALONSO	COL	Gaviota GASGAS Aspar Team	GASGAS	32'45.307	158.4	
2	20	72 Taiyo FURUSATO	JPN	Honda Team Asia	HONDA	32'45.573	158.4	0.266
3	16	95 Collin VEIJER	NED	Liqui Moly Husqvarna Intact GP	HUSQVARNA	32'45.666	158.4	0.359
4	13	5 Jaime MASIA	SPA	Leopard Racing	HONDA	32'45.689	158.4	0.382
5	11	53 Deniz ÖNCÜ	TUR	Red Bull KTM Ajo	KTM	32'45.864	158.4	0.557
6	10	96 Daniel HOLGADO	SPA	Red Bull KTM Tech3	KTM	32'46.440	158.4	1.133
7	9	18 Matteo BERTELLE	ITA	Rivacold Snipers Team	HONDA	32'46.595	158.3	1.288
8	8	54 Riccardo ROSSI	ITA	SIC58 Squadra Corse	HONDA	32'46.614	158.3	1.307
9	7	6 Ryusei YAMANAKA	JPN	Gaviota GASGAS Aspar Team	GASGAS	32'46.720	158.3	1.413
10	6	27 Kaito TOBA	JPN	SIC58 Squadra Corse	HONDA	32'46.752	158.3	1.445
11	5	48 Ivan ORTOLÁ	SPA	Angeluss MTA Team	KTM	32'46.775	158.3	1.468
12	4	66 Joel KELSO	AUS	CFMOTO Racing PruestelGP	CFMOTO	32'47.644	158.3	2.337
13	3	10 Diogo MOREIRA	BRA	MT Helmets - MSI	KTM	32'47.716	158.3	2.409
14	2	43 Xavier ARTIGAS	SPA	CFMOTO Racing PruestelGP	CFMOTO	32'51.804	157.9	6.497
15	1	31 Adrian FERNANDEZ	SPA	Leopard Racing	HONDA	32'51.970	157.9	6.663
16		99 José Antonio RUEDA	SPA	Red Bull KTM Ajo	KTM	32'52.120	157.9	6.813
17		82 Stefano NEPA	ITA	Angeluss MTA Team	KTM	32'52.279	157.9	6.972
18		21 Vicente PEREZ	SPA	BOE Motorsports	KTM	32'59.791	157.3	14.484
19		7 Filippo FARIOLI	ITA	Red Bull KTM Tech3	KTM	33'01.229	157.2	15.922
20		19 Scott OGDEN	GBR	VisionTrack Racing Team	HONDA	33'01.748	157.1	16.441
21		20 Lorenzo FELLON	FRA	CIP Green Power	KTM	33'03.342	157.0	18.035
22		9 Nicola Fabio CARRARO	ITA	Rivacold Snipers Team	HONDA	33'14.045	156.2	28.738
23		70 Joshua WHATLEY	GBR	VisionTrack Racing Team	HONDA	33'17.065	155.9	31.758
24		63 Syarifuddin AZMAN	MAL	MT Helmets - MSI	KTM	33'19.201	155.8	33.894
25		38 David SALVADOR	SPA	CIP Green Power	KTM	33'19.318	155.7	34.011
26		64 Mario AJI	INA	Honda Team Asia	HONDA	33'19.411	155.7	34.104
27		32 Krittapat KEANKUM	THA	Yamaha Thailand Racing - BOE	KTM	34'00.335	152.6	1'15.028
28		33 Tatchakorn BUASRI	THA	Honda Team Asia	HONDA	33'56.311	144.9	1 lap
Not classified								
		44 David MUÑOZ	SPA	BOE Motorsports	KTM	23'21.699	105.2	10 laps
		71 Ayumu SASAKI	JPN	Liqui Moly Husqvarna Intact GP	HUSQVARNA	21'27.150	101.8	11 laps

The results are provisional until the end of the limit for protest and appeals.

Time limit for protest expires 60' after publication of the results - Time:

These data/results cannot be reproduced, stored and/or transmitted in whole or in part by any manner of electronic, mechanical, photocopying, recording, broadcasting or otherwise now known or herein after developed without the previous express consent by the copyright owner, except for reproduction in daily press and regular printed publications on sale to the public within 60 days of the event related to those data/results and always provided that copyright symbol appears together as follows below.

© DORNA, 2023



4554 m.

BURIRAM INTERNATIONAL CIRCUIT
OR THAILAND GRAND PRIX
Race

Classification after 19 laps = 86.526 km

29

Pos	Rider	Nation	Team	Motorcycle	Total Time	Km/h	Gap
-----	-------	--------	------	------------	------------	------	-----

Race condition: **Dry**

Air: **31°**

Humidity: **65%**

Ground: **47°**

Pole Position:

Fastest Lap (New record):

Best Race Lap:

All Time Lap Record:

	Deniz ÖNCÜ	1'42.061	160.6 Km/h
Lap 10	Deniz ÖNCÜ	1'42.346	160.1 Km/h
2022	Jaume MASIA	1'42.530	159.8 Km/h
2023	Deniz ÖNCÜ	1'41.907	160.8 Km/h

11:45'00

11:59'57

12:02'57

12:04'14

12:06'14 David MUÑOZ

12:06'14 Ayumu SASAKI

12:06'53 David MUÑOZ

12:07'17 Ayumu SASAKI

12:07'42 Ayumu SASAKI

12:09'52 Krittapat KEANKUM

12:11'07 Tatchakorn BUASRI

12:11'31 Tatchakorn BUASRI

12:13'16 Tatchakorn BUASRI

12:13'46 Ayumu SASAKI

12:14'25 David MUÑOZ

12:14'41 Tatchakorn BUASRI

12:15'43 Tatchakorn BUASRI

12:16'13 Tatchakorn BUASRI

12:16'59 Syarifuddin AZMAN

12:17'50 Krittapat KEANKUM

12:19'14 Nicola Fabio CARRARO

12:19'59 Tatchakorn BUASRI

12:20'16 Lorenzo FELLON

12:20'16 Filippo FARIOLI

12:20'51 David MUÑOZ

12:20'59 Xavier ARTIGAS

12:21'21 Krittapat KEANKUM

12:22'48 Vicente PEREZ

12:24'24 Ayumu SASAKI

12:24'33 Tatchakorn BUASRI

12:24'46 Daniel HOLGADO

12:26'07 Adrian FERNANDEZ

12:26'18 David MUÑOZ

12:27'36 José Antonio RUEDA

12:27'55 Nicola Fabio CARRARO

12:30'22 Nicola Fabio CARRARO

12:33'39 Taiyo FURUSATO

12:35'22 Diogo MOREIRA

SIGHTING LAP START

WARM UP LAP START

RACE START

No jump starts

crashed out - Rider OK

crashed out - Rider OK

re-joined race

re-joined race

entered pits

track limits warning

crashed out - Rider OK

re-joined race

track limits warning

re-joined race

entered pits

entered pits

re-joined race

long lap penalty due to exceeding track limit

track limits warning

long lap penalty due to exceeding track limit

track limits warning

long lap penalty due to incorrect long lap execution

track limits warning

track limits warning

re-joined race

track limits warning

long lap penalty - COMPLETED

track limits warning

entered pits and retired

long lap penalty - COMPLETED

track limits warning

track limits warning

entered pits and retired

track limits warning

long lap penalty due to exceeding track limit

long lap penalty - COMPLETED

track limits warning

track limits warning

The results are provisional until the end of the limit for protest and appeals.

Time limit for protest expires 60' after publication of the results - Time:

These data/results cannot be reproduced, stored and/or transmitted in whole or in part by any manner of electronic, mechanical, photocopying, recording, broadcasting or otherwise now known or herein after developed without the previous express consent by the copyright owner, except for reproduction in daily press and regular printed publications on sale to the public within 60 days of the event related to those data/results and always provided that copyright symbol appears together as follows below.

© DORNA, 2023

Official MotoGP Timing by TISSOT

www.motogp.com

Buriram, Sunday, October 29, 2023

Page 2 of 2





Results and timing service provided by TISSOT

BURIRAM INTERNATIONAL CIRCUIT OR THAILAND GRAND PRIX

Moto3™

World Championship Classification

30

Rider		Points	Leader	Previous	POR	ARG	AME	SPA	FRA	ITA	GER	NED	GBR	AUT	CAT	RSM	IND	JPN	INA	AUS	THA	MAL	QAT	VAL
1	MASIA Jaume	SPA	230		11	-	20	16	16	11	10	25	0	-	20	20	25	25	10	8	13			
2	SASAKI Ayumu	JPN	213	17	17	10	-	-	13	20	16	20	20	16	13	9	16	20	0	20	-			
3	ALONSO David	COL	205	25	8	-	2	8	20	8	13	11	3	25	0	25	25	11	9	20	-	25		
4	HOLGADO Daniel	SPA	205	25	0	25	13	11	10	25	25	16	0	16	20	0	0	13	16	2	3	10		
5	ÖNCÜ Deniz	TUR	191	39	14	6	0	10	7	10	20	25	16	5	25	5	16	2	-	8	25	11		
6	ORTOLÁ Ivan	SPA	157	73	34	-	0	25	25	13	5	13	13	11	-	8	8	11	7	-	5			
7	MOREIRA Diogo	BRA	131	99	26	16	20	13	6	-	9	9	4	9	8	0	4	3	2	25	-	3		
8	RUEDA José Antonio	SPA	111	119	20	13	0	6	11	7	2	3	10	8	5	16	7	6	6	11	0	0		
9	VEIJER Collin	NED	105	125	6	4	0	3	0	1	10	-	9	7	13	-	11	-	5	13	13	16		
10	MUÑOZ David	SPA	102	128	3	20	0	-	-	-	4	11	11	7	-	13	10	10	16	-	-			
11	NEPA Stefano	ITA	100	130	2	9	10	-	1	6	7	7	6	4	6	11	3	7	13	6	4	0		
12	TOBA Kaito	JPN	97	133	3	5	9	5	-	4	6	2	5	2	2	9	10	20	8	4	0	6		
13	YAMANAKA Ryusei	JPN	71	159	26	0	7	7	0	11	1	8	1	1	9	7	2	1	7	1	1	7		
14	ARTIGAS Xavier	SPA	67	163	4	8	8	16	9	9	-	5	2	0	0	4	0	4	-	0	0	2		
15	ROSSI Riccardo	ITA	66	164	1	1	-	1	-	0	8	0	0	3	10	10	0	9	3	3	10	8		
16	FURUSATO Taiyo	JPN	56	174	10	0	0	0	0	-	-	6	0	0	0	3	5	-	4	9	9	20		
17	SUZUKI Tatsuki	JPN	50	180	6	2	25	-	8	3	-	-	-	-	3	8	1	-	-	-	-	-		
18	BERTELLE Matteo	ITA	42	188	8	0	4	-	3	0	4	-	0	-	4	6	0	-	-	5	7	9		
19	KELSO Joel	AUS	40	190	2	7	-	-	0	5	-	0	7	0	0	-	0	-	1	0	16	4		
20	SALVADOR David	SPA	31	199	9	3	6	9	-	2	0	0	0	10	1	0	-	-	-	-	-	0		
21	FENATI Romano	ITA	30	200	1	0	3	0	5	0	0	0	8	6	0	2	6	-	-	-	-	-		
22	OGDEN Scott	GBR	21	209	9	-	11	2	4	-	3	0	0	0	0	1	0	-	0	-	-	0		

These data/results cannot be reproduced, stored and/or transmitted in whole or in part by any manner of electronic, mechanical, photocopying, recording, broadcasting or otherwise now known or herein after developed without the previous express consent by the copyright owner, except for reproduction in daily press and regular printed publications on sale to the public within 60 days of the event related to those data/results and always provided that copyright symbol appears together as follows below.
© DORNA, 2023

Official MotoGP Timing by TISSOT
www.motogp.com





4554 m.

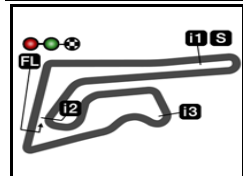
OR THAILAND GRAND PRIX

World Championship Classification

30

Rider		Points	Leader	Previous	POR	ARG	AME	SPA	FRA	ITA	GER	NED	GBR	AUT	CAT	RSM	IND	JPN	INA	AUS	THA	MAL	QAT	VAL
23	MIGNO Andrea	ITA	17	213	4	-	16	0	0	-	0	1	0	-	-	-	-	-	-	-	-	-	-	-
24	FERNANDEZ Adrian	SPA	12	218	5	-	-	-	-	-	0	-	-	-	-	-	-	-	-	11	1	-	-	-
25	FARIOLI Filippo	ITA	7	223	5	-	0	0	2	0	-	0	0	0	-	0	5	0	0	-	0	-	-	-
26	FELLON Lorenzo	FRA	6	224	1	-	-	-	-	-	-	-	0	0	0	0	0	0	0	0	6	0	-	-
27	AZMAN Syarifuddin	MAL	5	225	1	0	5	-	0	-	-	-	-	0	0	0	0	0	0	-	0	-	-	-
28	CARRARO Nicola Fabio	ITA	5	225	0	-	-	-	-	-	-	-	-	-	-	-	-	-	0	5	0	-	-	-
29	AJI Mario	INA	4	226	1	0	-	4	0	0	0	0	0	0	0	0	0	0	0	-	0	-	-	-
30	WHATLEY Joshua	GBR	3	227	1	0	1	-	0	0	0	-	0	0	0	0	0	0	0	2	0	-	-	-
31	ALMANSA David	SPA	0	230	3	-	0	0	0	-	-	-	-	-	0	-	-	0	-	-	-	-	-	-
32	ADITAMA Arbi	INA	0	230	0	-	-	-	-	-	-	-	-	-	-	-	-	-	0	-	-	-	-	-
33	BUASRI Tatchakorn	THA	0	230	0	-	-	-	-	-	0	-	-	0	0	-	-	-	-	-	0	-	-	-
34	PEREZ Vicente	SPA	0	230	0	-	-	-	-	-	-	-	-	-	-	-	-	-	-	-	0	-	-	-
35	CARRASCO Ana	SPA	0	230	0	0	0	0	0	0	0	0	0	0	0	0	0	0	-	-	-	-	-	-
36	LUNETTA Luca	ITA	0	230	0	-	-	-	-	0	-	-	-	-	-	-	-	-	-	-	-	-	-	-
37	SHAHRIL Danial	MAL	0	230	0	-	-	-	-	-	0	-	-	-	-	-	0	-	-	-	-	-	-	-
38	DETTWILER Noah	SWI	0	230	0	-	-	-	-	-	-	-	-	0	-	-	-	-	0	-	-	-	-	-
39	KEANKUM Krittapat	THA	0	230	0	-	-	-	-	-	-	-	-	-	-	-	-	-	-	-	0	-	-	-

These data/results cannot be reproduced, stored and/or transmitted in whole or in part by any manner of electronic, mechanical, photocopying, recording, broadcasting or otherwise now known or herein after developed without the previous express consent by the copyright owner, except for reproduction in daily press and regular printed publications on sale to the public within 60 days of the event related to those data/results and always provided that copyright symbol appears together as follows below.
© DORNA, 2023



4554 m.

OR THAILAND GRAND PRIX

Moto3™

World Championship Classification

30

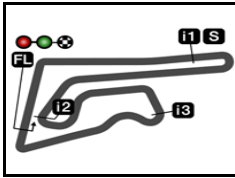
Constructor		<i>Points</i>	<i>Leader</i>	<i>Previous</i>	POR	ARG	AME	SPA	FRA	ITA	GER	NED	GBR	AUT	CAT	RSM	IND	JPN	INA	AUS	THA	MAL	QAT	VAL
1	KTM	349			25	20	25	25	25	25	25	16	16	25	16	16	13	16	25	25	11			
2	HONDA	281	68	68	11	25	20	16	16	11	10	25	6	10	20	20	25	25	10	11	20			
3	HUSQVARNA	247	102	34	10	-	3	13	20	16	20	20	20	16	13	11	16	20	13	20	16			
4	GASGAS	223	126	24	-	7	8	20	11	13	11	3	25	9	25	25	11	9	20	1	25			
5	CFMOTO	91	258	132	8	8	16	9	9	-	5	7	-	-	4	-	4	1	-	16	4			

Team		<i>Points</i>	<i>Leader</i>	<i>Previous</i>	POR	ARG	AME	SPA	FRA	ITA	GER	NED	GBR	AUT	CAT	RSM	IND	JPN	INA	AUS	THA	MAL	QAT	VAL
1	LIQUI MOLY HUSQVARNA INTACT GP	318			14	-	3	13	21	26	20	29	27	29	13	20	16	25	13	33	16			
2	RED BULL KTM AJO	302	16	16	19	-	16	18	17	22	28	26	13	30	21	23	8	6	19	25	11			
3	LEOPARD RACING	292	26	10	13	25	20	24	19	11	10	25	-	3	28	21	25	25	10	19	14			
4	GAVIOTA GASGAS ASPAR TEAM	276	42	16	-	9	15	20	19	14	19	4	26	9	32	27	12	16	21	1	32			
5	ANGELUSS MTA TEAM	257	61	19	9	10	25	26	19	12	20	19	17	17	11	11	15	24	13	4	5			
6	RED BULL KTM TECH3	212	106	45	25	13	11	12	25	25	16	-	16	20	-	-	18	16	2	3	10			
7	SIC58 SQUADRA CORSE	163	155	49	6	9	6	-	4	14	2	5	5	12	19	10	29	11	7	10	14			
8	MT HELMETS - MSI	136	182	27	16	25	13	6	-	9	9	4	9	8	-	4	3	2	25	-	3			
9	CFMOTO RACING PRUESTELGP	107	211	29	15	8	16	9	14	-	5	9	-	-	4	-	4	1	-	16	6			
10	BOE MOTORSPORTS	102	216	5	20	-	-	-	-	-	4	11	11	7	-	13	10	10	16	-	-			
11	RIVACOLD SNIPERS TEAM	77	241	25	-	7	-	8	-	4	-	8	6	4	8	6	-	-	5	12	9			
12	HONDA TEAM ASIA	60	258	17	-	-	4	-	-	-	6	-	-	-	3	5	-	4	9	9	20			
13	CIP GREEN POWER	54	264	6	3	22	9	-	2	-	1	-	10	1	-	-	-	-	-	6	-			
14	VISIONTRACK RACING TEAM	24	294	30	-	12	2	4	-	3	-	-	-	-	1	-	-	-	-	2	-			

These data/results cannot be reproduced, stored and/or transmitted in whole or in part by any manner of electronic, mechanical, photocopying, recording, broadcasting or otherwise now known or herein after developed without the previous express consent by the copyright owner, except for reproduction in daily press and regular printed publications on sale to the public within 60 days of the event related to those data/results and always provided that copyright symbol appears together as follows below.

© DORNA, 2023





4554 m.

BURIRAM THAILAND GRAND PRIX
Race
Lap Chart

31

Pos	1	2	3	4	5	6	7	8	9	10	11	12	13	14	15	16	17	18	19	20	21	22	23	24	25	26	27	28	29	30
Grid	53	10	71	6	95	72	5	31	99	44	96	80	18	66	82	48	54	9	43	63	70	27	21	7	64	19	33	38	32	20



1	10	5	53	71	80	72	95	48	44	6	96	99	66	31	18	54	21	82	43	7	63	27	9	38	70	20	64	19	33	32	
2	5	10	80	72	95	48	53	6	31	18	99	54	66	82	43	21	27	7	63	38	9	20	70	19	33	64	96	32	44	71	
3	5	72	95	80	10	53	48	18	6	99	31	54	66	82	43	27	7	21	63	9	20	38	96	70	19	33	64	32	44	<input type="checkbox"/>	
4	95	5	80	10	72	53	48	18	6	99	54	66	82	31	27	43	21	7	63	96	9	20	19	33	38	70	64	32	44	<input type="checkbox"/>	
5	5	80	95	10	72	53	48	18	6	99	54	66	82	31	27	43	21	96	63	20	9	7	19	38	70	64	32	44	33	<input type="checkbox"/>	
6	95	10	80	5	72	53	18	48	6	54	99	66	82	27	31	96	43	21	20	9	63	19	7	70	38	64	32	44	33	<input type="checkbox"/>	
7	95	5	10	72	53	80	48	6	18	54	66	99	82	96	31	27	43	21	20	19	7	9	63	70	38	64	32	<input type="checkbox"/>	<input type="checkbox"/>	<input type="checkbox"/>	<input type="checkbox"/>
8	95	5	80	53	48	72	10	18	6	66	54	99	96	82	27	31	43	21	19	7	20	9	38	70	64	63	32	<input type="checkbox"/>	<input type="checkbox"/>	<input type="checkbox"/>	<input type="checkbox"/>
9	95	5	80	53	72	10	48	6	18	54	96	99	66	82	27	31	43	21	19	7	20	9	70	63	38	64	32	<input type="checkbox"/>	<input type="checkbox"/>	<input type="checkbox"/>	<input type="checkbox"/>
10	53	80	95	72	5	10	48	6	18	54	96	66	99	27	82	31	43	21	7	19	20	9	64	38	63	70	32	<input type="checkbox"/>	<input type="checkbox"/>	<input type="checkbox"/>	<input type="checkbox"/>
L a P S 11	53	80	95	5	10	72	48	6	54	96	18	66	99	27	82	31	43	21	7	19	20	9	63	38	70	64	32	<input type="checkbox"/>	<input type="checkbox"/>	<input type="checkbox"/>	<input type="checkbox"/>
12	95	80	10	72	53	5	48	6	54	96	18	66	27	99	31	82	43	21	7	19	20	9	38	70	63	64	32	<input type="checkbox"/>	<input type="checkbox"/>	<input type="checkbox"/>	<input type="checkbox"/>
13	95	72	80	5	10	53	48	6	54	18	96	66	27	99	31	82	43	21	7	19	20	9	70	38	63	64	32	<input type="checkbox"/>	<input type="checkbox"/>	<input type="checkbox"/>	<input type="checkbox"/>
14	72	95	80	5	53	48	10	6	18	54	96	66	27	31	99	43	82	21	7	19	20	9	70	38	63	64	32	<input type="checkbox"/>	<input type="checkbox"/>	<input type="checkbox"/>	<input type="checkbox"/>
15	80	5	95	53	72	10	18	6	48	96	54	27	66	99	43	82	31	21	7	19	20	9	70	63	64	38	32	<input type="checkbox"/>	<input type="checkbox"/>	<input type="checkbox"/>	<input type="checkbox"/>
16	95	80	72	5	53	6	18	10	96	48	54	27	66	99	43	82	31	21	7	19	20	9	70	63	38	64	32	<input type="checkbox"/>	<input type="checkbox"/>	<input type="checkbox"/>	<input type="checkbox"/>
17	80	72	95	5	53	6	18	96	48	10	54	27	66	99	43	82	31	21	7	19	20	9	70	63	38	64	32	<input type="checkbox"/>	<input type="checkbox"/>	<input type="checkbox"/>	<input type="checkbox"/>
18	95	80	5	72	48	96	53	18	6	54	27	10	66	43	99	31	82	21	7	19	20	9	70	63	38	64	32	<input type="checkbox"/>	<input type="checkbox"/>	<input type="checkbox"/>	<input type="checkbox"/>
19	80	72	95	5	53	96	18	54	6	27	48	66	10	43	31	99	82	21	7	19	20	9	70	63	38	64	32	<input type="checkbox"/>	<input type="checkbox"/>	<input type="checkbox"/>	<input type="checkbox"/>

Winner Lapped rider

These data/results cannot be reproduced, stored and/or transmitted in whole or in part by any manner of electronic, mechanical, photocopying, recording, broadcasting or otherwise now known or herein after developed without the previous express consent by the copyright owner, except for reproduction in daily press and regular printed publications on sale to the public within 60 days of the event related to those data/results and always provided that copyright symbol appears together as follows below.

© DORNA, 2023

Official MotoGP Timing by TISSOT
 www.motogp.com

Buriram, Sunday, October 29, 2023





4554 m.

BURIRAM THAILAND GRAND PRIX

Race

Fastest Lap of Each Rider

32

	Rider	Nation	Team	Motorcycle	Time	Lap Total	Gap
1	53 Deniz ÖNCÜ	TUR	Red Bull KTM Ajo	KTM	1'42.346	10 19	
2	96 Daniel HOLGADO	SPA	Red Bull KTM Tech3	KTM	1'42.548	5 19	0.202 0.202
3	80 David ALONSO	COL	Gaviota GASGAS Aspar Team	GASGAS	1'42.563	10 19	0.217 0.015
4	5 Jaume MASIA	SPA	Leopard Racing	HONDA	1'42.585	11 19	0.239 0.022
5	95 Collin VEIJER	NED	Liqui Moly Husqvarna Intact GP	HUSQVARNA	1'42.589	11 19	0.243 0.004
6	10 Diogo MOREIRA	BRA	MT Helmets - MSI	KTM	1'42.644	11 19	0.298 0.055
7	18 Matteo BERTELLE	ITA	Rivacold Snipers Team	HONDA	1'42.651	3 19	0.305 0.007
8	6 Ryusei YAMANAKA	JPN	Gaviota GASGAS Aspar Team	GASGAS	1'42.694	4 19	0.348 0.043
9	54 Riccardo ROSSI	ITA	SIC58 Squadra Corse	HONDA	1'42.700	10 19	0.354 0.006
10	48 Ivan ORTOLÁ	SPA	Angeluss MTA Team	KTM	1'42.738	11 19	0.392 0.038
11	72 Taiyo FURUSATO	JPN	Honda Team Asia	HONDA	1'42.751	10 19	0.405 0.013
12	99 José Antonio RUEDA	SPA	Red Bull KTM Ajo	KTM	1'42.768	4 19	0.422 0.017
13	27 Kaito TOBA	JPN	SIC58 Squadra Corse	HONDA	1'42.770	11 19	0.424 0.002
14	66 Joel KELSO	AUS	CFMOTO Racing PruestelGP	CFMOTO	1'42.776	10 19	0.430 0.006
15	31 Adrian FERNANDEZ	SPA	Leopard Racing	HONDA	1'42.972	10 19	0.626 0.196
16	82 Stefano NEPA	ITA	Angeluss MTA Team	KTM	1'43.019	6 19	0.673 0.047
17	21 Vicente PEREZ	SPA	BOE Motorsports	KTM	1'43.022	4 19	0.676 0.003
18	43 Xavier ARTIGAS	SPA	CFMOTO Racing PruestelGP	CFMOTO	1'43.035	12 19	0.689 0.013
19	71 Ayumu SASAKI	JPN	Liqui Moly Husqvarna Intact GP	HUSQVARNA	1'43.252	7 8	0.906 0.217
20	19 Scott OGDEN	GBR	VisionTrack Racing Team	HONDA	1'43.283	4 19	0.937 0.031
21	20 Lorenzo FELLON	FRA	CIP Green Power	KTM	1'43.397	5 19	1.051 0.114
22	33 Tatchakorn BUASRI	THA	Honda Team Asia	HONDA	1'43.420	4 18	1.074 0.023
23	9 Nicola Fabio CARRARO	ITA	Rivacold Snipers Team	HONDA	1'43.457	4 19	1.111 0.037
24	64 Mario AJI	INA	Honda Team Asia	HONDA	1'43.572	4 19	1.226 0.115
25	7 Filippo FARIOLI	ITA	Red Bull KTM Tech3	KTM	1'43.634	7 19	1.288 0.062
26	63 Syarifuddin AZMAN	MAL	MT Helmets - MSI	KTM	1'43.805	3 19	1.459 0.171
27	70 Joshua WHATLEY	GBR	VisionTrack Racing Team	HONDA	1'43.863	5 19	1.517 0.058
28	38 David SALVADOR	SPA	CIP Green Power	KTM	1'43.869	5 19	1.523 0.006
29	44 David MUÑOZ	SPA	BOE Motorsports	KTM	1'43.965	5 9	1.619 0.096
30	32 Krittapat KEANKUM	THA	Yamaha Thailand Racing - BOE	KTM	1'46.555	17 19	4.209 2.590

These data/results cannot be reproduced, stored and/or transmitted in whole or in part by any manner of electronic, mechanical, photocopying, recording, broadcasting or otherwise now known or herein after developed without the previous express consent by the copyright owner, except for reproduction in daily press and regular printed publications on sale to the public within 60 days of the event related to those data/results and always provided that copyright symbol appears together as follows below.

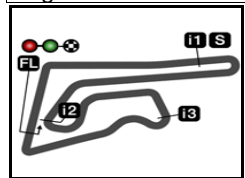
© DORNA, 2023

Official MotoGP Timing by TISSOT
www.motogp.com

Buriram, Sunday, October 29, 2023

motoEJ™





4554 m.

BURIRAM THAILAND GRAND PRIX

After the Race

Event Best Maximum Speed

33



Rider	Nation Team	Motorcycle	Km/h	
31 Adrian FERNANDEZ	SPA Leopard Racing	HONDA	237.8	Practice Nr. 2
54 Riccardo ROSSI	ITA SIC58 Squadra Corse	HONDA	237.3	Race
96 Daniel HOLGADO	SPA Red Bull KTM Tech3	KTM	236.8	Race
27 Kaito TOBA	JPN SIC58 Squadra Corse	HONDA	236.8	Race
44 David MUÑOZ	SPA BOE Motorsports	KTM	236.3	Race
80 David ALONSO	COL Gaviota GASGAS Aspar Team	GASGAS	236.3	Race
72 Taiyo FURUSATO	JPN Honda Team Asia	HONDA	235.8	Race
10 Diogo MOREIRA	BRA MT Helmets - MSI	KTM	235.8	Qualifying Nr. 2
5 Jaume MASIA	SPA Leopard Racing	HONDA	235.2	Practice Nr. 2
9 Nicola Fabio CARRARO	ITA Rivacold Snipers Team	HONDA	235.2	Race
63 Syarifuddin AZMAN	MAL MT Helmets - MSI	KTM	234.7	Race
6 Ryusei YAMANAKA	JPN Gaviota GASGAS Aspar Team	GASGAS	234.7	Race
95 Collin VEIJER	NED Liqui Moly Husqvarna Intact GP	HUSQVARNA	234.7	Race
66 Joel KELSO	AUS CFMOTO Racing PruestelGP	CFMOTO	234.2	Race
18 Matteo BERTELLE	ITA Rivacold Snipers Team	HONDA	234.2	Race
70 Joshua WHATLEY	GBR VisionTrack Racing Team	HONDA	234.2	Practice Nr. 2
19 Scott OGDEN	GBR VisionTrack Racing Team	HONDA	234.2	Race
43 Xavier ARTIGAS	SPA CFMOTO Racing PruestelGP	CFMOTO	233.7	Race
99 José Antonio RUEDA	SPA Red Bull KTM Ajo	KTM	233.7	Race
7 Filippo FARIOLI	ITA Red Bull KTM Tech3	KTM	233.7	Race
21 Vicente PEREZ	SPA BOE Motorsports	KTM	233.7	Race
53 Deniz ÖNCÜ	TUR Red Bull KTM Ajo	KTM	233.7	Race
20 Lorenzo FELLON	FRA CIP Green Power	KTM	233.2	Race
38 David SALVADOR	SPA CIP Green Power	KTM	233.2	Practice Nr. 1
82 Stefano NEPA	ITA Angeluss MTA Team	KTM	232.7	Race
48 Ivan ORTOLÁ	SPA Angeluss MTA Team	KTM	232.2	Race
71 Ayumu SASAKI	JPN Liqui Moly Husqvarna Intact GP	HUSQVARNA	232.2	Race
64 Mario AJI	INA Honda Team Asia	HONDA	229.7	Race
33 Tatchakorn BUASRI	THA Honda Team Asia	HONDA	229.2	Practice Nr. 2
32 Krittapat KEANKUM	THA Yamaha Thailand Racing - BOE	KTM	225.4	Race

These data/results cannot be reproduced, stored and/or transmitted in whole or in part by any manner of electronic, mechanical, photocopying, recording, broadcasting or otherwise now known or herein after developed without the previous express consent by the copyright owner, except for reproduction in daily press and regular printed publications on sale to the public within 60 days of the event related to those data/results and always provided that copyright symbol appears together as follows below.

© DORNA, 2023

Official MotoGP Timing by TISSOT
www.motogp.com

Buriram, Sunday, October 29, 2023





Results and timing service provided by TISSOT

Moto3™

SIAM INTERNATIONAL CIRCUIT THAILAND GRAND PRIX

Race

Chronological Analysis of Performances

34

* Lap / Sector time cancelled **T1** Time from finish line to 1st intermediate **T3** Time from 2nd intermed. to 3rd intermed.
P Crossing the finish line in pit lane **T2** Time from 1st intermed. to 2nd intermed. **T4** Time from 3rd intermediate to finish line

Lap	Lap Time	T1	T2	T3	T4	Speed	Lap	Lap Time	T1	T2	T3	T4	Speed
1st 80 David ALONSO Gaviota GASGAS As COL Runs=1 Total laps=19 Full laps=18 Valid laps=18							1	1'45.782	24.687	30.944	24.341	25.810	231.7
2	1'43.254	23.245	30.524	24.112	25.373	233.7	2	1'43.293	23.226	30.446	24.205	25.416	234.7
3	1'43.480	23.258	30.775	24.076	25.371	232.7	3	1'43.080	23.274	30.312	24.003	25.491	234.2
4	1'43.039	23.222	30.281	24.271	25.265	233.2	4	1'42.848	23.313	30.182	24.184	25.169	231.2
5	1'43.095	23.219	30.345	24.214	25.317	229.7	5	1'43.560	23.503	30.511	24.157	25.389	224.5
6	1'43.176	23.368	30.380	24.026	25.402	225.9	6	1'42.728	23.205	30.299	23.994	25.230	229.7
7	1'43.891	23.358	30.792	24.353	25.388	231.2	7	1'43.477	23.560	30.607	24.083	25.227	225.9
8	1'42.801	23.075	30.378	24.032	25.316	236.3	8	1'43.242	23.513	30.235	24.234	25.260	228.3
9	1'42.979	23.233	30.309	23.999	25.438	231.2	9	1'43.000	23.462	30.265	23.979	25.294	226.8
10	1'42.563	23.179	30.311	23.933	25.140	230.2	10	1'43.141	23.444	30.413	23.999	25.285	225.9
11	1'42.905	23.378	30.333	23.859	25.335	225.4	11	1'42.589	23.389	30.107	23.925	25.168	230.2
12	1'43.100	23.365	30.403	24.048	25.284	229.2	12	1'42.938	23.302	30.341	24.021	25.274	230.7
13	1'43.360	23.358	30.430	24.144	25.428	228.8	13	1'43.285	23.469	30.389	24.094	25.333	228.8
14	1'43.263	23.316	30.548	24.014	25.385	230.7	14	1'43.410	23.473	30.334	24.095	25.508	227.8
15	1'43.627	23.329	30.549	24.353	25.396	228.8	15	1'44.046	23.411	30.647	24.503	25.485	226.8
16	1'43.758	23.571	30.521	24.264	25.402	223.6	16	1'43.362	23.349	30.409	24.138	25.466	229.2
17	1'43.667	23.406	30.408	24.198	25.655	229.7	17	1'43.818	23.426	30.331	24.225	25.836	230.7
18	1'43.927	23.556	30.809	24.167	25.395	227.3	18	1'43.639	23.490	30.515	24.218	25.416	228.8
19	1'43.874	23.324	30.589	24.249	25.712	229.2	19	1'44.428	23.475	30.739	24.926	25.288	231.2
2nd 72 Taiyo FURUSATO Honda Team Asia JPN Runs=1 Total laps=19 Full laps=18 Valid laps=16							4th 5 Jaume MASIA Leopard Racing SPA Runs=1 Total laps=19 Full laps=18 Valid laps=18						
1	1'45.565	24.723	30.684	24.264	25.894	232.2	1	1'45.206	24.754	30.460	24.426	25.566	232.7
2	1'43.372	23.390	30.531	24.019	25.432	232.7	2	1'43.284	23.531	30.491	23.988	25.274	225.4
3	1'43.157	23.368	30.476	23.992	25.321	232.7	3	1'43.293	23.538	30.540	24.018	25.197	225.9
4	1'43.497	23.401	30.391	24.384	25.321	227.8	4	1'43.369	23.478	30.409	24.304	25.178	226.4
5	1'43.306	23.205	30.329	24.154	25.618	234.7	5	1'43.093	23.335	30.321	24.192	25.245	228.3
6	1'42.951	23.180	30.388	24.086	25.297	234.2	6	1'43.502	23.493	30.625	24.096	25.288	227.3
7	1'43.387 *	23.160	30.542	24.375 *	25.310 *	235.8	7	1'43.162	23.204	30.414	24.325	25.219	233.7
8	1'43.408	23.191	30.773	24.207	25.237	232.7	8	1'43.238	23.387	30.486	24.108	25.257	230.2
9	1'42.853	23.214	30.327	24.087	25.225	234.7	9	1'43.012	23.329	30.480	23.962	25.241	231.7
10	1'42.751	23.240	30.278	24.021	25.212	233.2	10	1'43.194	23.245	30.441	24.306	25.202	230.7
11	1'43.011	23.328	30.473	23.967	25.243	228.3	11	1'42.585	23.236	30.276	23.918	25.155	231.2
12	1'42.889	23.187	30.254	24.106	25.342	233.2	12	1'43.480	23.175	30.595	24.312	25.398	233.2
13	1'42.979	23.227	30.326	24.166	25.260	233.2	13	1'42.992	23.274	30.202	24.244	25.272	226.8
14	1'43.138	23.330	30.377	24.137	25.294	231.2	14	1'43.139	23.215	30.489	24.043	25.392	233.7
15	1'44.387	23.574	30.719	24.555	25.539	223.1	15	1'43.736	23.255	30.537	24.472	25.472	231.7
16	1'43.407 *	23.48 *	30.189	24.213	25.523	229.2	16	1'44.058	23.454	30.592	24.296	25.716	229.2
17	1'43.460	23.425	30.270	24.181	25.584	229.2	17	1'43.355	23.527	30.243	23.960	25.625	232.2
18	1'44.098	23.571	30.918	24.130	25.479	229.7	18	1'43.832	23.421	30.606	24.226	25.579	232.7
19	1'43.957	23.252	30.681	24.366	25.658	233.2	19	1'44.159	23.227	30.783	24.436	25.713	232.2
3rd 95 Collin VEIJER Liqui Moly Husqvarna NED Runs=1 Total laps=19 Full laps=18 Valid laps=18							5th 53 Deniz ÖNCÜ Red Bull KTM Ajo TUR Runs=1 Total laps=19 Full laps=18 Valid laps=18						
1	1'45.273	24.537	30.992	24.259	25.485	224.0	1	1'45.273	24.537	30.992	24.259	25.485	224.0
2	1'44.956	23.482	30.880	24.584	26.010	226.8	2	1'44.956	23.482	30.880	24.584	26.010	226.8

Fastest Lap: Deniz ÖNCÜ Red Bull KTM Ajo TUR 1'42.346 23.165 30.116 23.935 25.130

These data/results cannot be reproduced, stored and/or transmitted in whole or in part by any manner of electronic, mechanical, photocopying, recording, broadcasting or otherwise now known or herein after developed without the previous express consent by the copyright owner, except for reproduction in daily press and regular printed publications on sale to the public within 60 days of the event related to those data/results and always provided that copyright symbol appears together as follows below.
© DORNA, 2023



Race

Moto3

Lap	Lap Time	T1	T2	T3	T4	Speed	Lap	Lap Time	T1	T2	T3	T4	Speed
3	1'42.658	23.438	30.189	23.889	25.142	230.7	15	1'43.459	23.369	30.147	24.389	25.554	231.7
4	1'42.844	23.348	30.052	24.058	25.386	232.2	16	1'43.575	23.382	30.436	24.090	25.667	233.7
5	1'43.355	23.194	30.355	24.190	25.616	232.7	17	1'43.476	23.325	30.345	24.103	25.703	231.7
6	1'42.887	23.237	30.261	24.047	25.342	232.2	18	1'44.068	23.349	30.565	24.148	26.006	231.7
7	1'43.418	23.151	30.576	24.324	25.367	233.7	19	1'44.311	23.454	30.487	24.392	25.978	233.7
8	1'43.027	23.142	30.530	24.007	25.348	233.2							
9	1'42.926	23.170	30.462	23.988	25.306	232.7							
10	1'42.346	23.165	30.116	23.935	25.130	232.2							
11	1'42.737	23.502	30.197	23.906	25.132	225.4							
12	1'43.912	23.515	30.740	24.221	25.436	225.0							
13	1'43.337	23.336	30.298	24.303	25.400	231.2							
14	1'43.022	23.378	30.311	24.010	25.323	226.8							
15	1'43.837	23.199	30.645	24.508	25.485	232.7							
16	1'43.812	23.429	30.525	24.296	25.562	231.7							
17	1'43.478	23.570	30.359	24.018	25.531	231.7							
18	1'44.365	23.500	31.127	24.258	25.480	230.7							
19	1'43.674	23.409	30.513	24.371	25.381	229.7							

6th		96	Daniel HOLGADO	Red Bull KTM Tech3	SPA	
		Runs=1	Total laps=19	Full laps=18	Valid laps=13	
1	1'46.297	25.246	30.942	24.469	25.640	231.7
2	1'47.002	* 23.216	30.448	24.257	29.081*	235.2
3	1'42.877	* 23.131*	30.233	23.999	25.515	236.3
4	1'42.915	23.383	30.163	24.183	25.186	231.7
5	1'42.548	23.165	30.150	23.982	25.251	232.2
6	1'42.931	23.252	30.285	24.075	25.319	232.2
7	1'42.604	* 23.241*	30.239	23.963	25.162	233.2
8	1'42.698	23.240	30.097	24.074	25.287	233.2
9	1'42.909	23.229	30.225	24.104	25.351	236.8
10	1'42.759	23.251	30.260	23.982	25.266	233.2
11	1'42.979	23.222	30.467	24.107	25.183	234.2
12	1'42.879	* 23.30*	30.245	24.090	25.243	232.7
13	1'43.108	23.281	30.301	24.191	25.335	230.7
14	1'43.520	23.310	30.424	24.228	25.558	233.7
15	1'43.519	23.315	30.465	24.209	25.530	231.7
16	1'43.388	23.293	30.385	24.262	25.448	235.8
17	1'43.478	23.454	30.321	24.241	25.462	233.7
18	1'43.745	* 23.423	30.400*	24.210	25.712	232.2
19	1'44.284	23.538	30.553	24.452	25.741	233.7

7th		18	Matteo BERTELLE	Rivacold Snipers Tea	ITA	
		Runs=1	Total laps=19	Full laps=18	Valid laps=18	
1	1'46.701	25.692	30.969	24.426	25.614	231.2
2	1'43.954	23.217	30.609	24.350	25.778	234.2
3	1'42.651	23.208	30.310	23.945	25.188	234.2
4	1'42.664	23.306	30.130	23.878	25.350	232.7
5	1'43.275	23.133	30.503	24.111	25.528	232.2
6	1'42.898	23.283	30.269	24.001	25.345	234.2
7	1'43.848	23.199	30.531	24.417	25.701	233.2
8	1'42.993	23.261	30.239	24.097	25.396	233.2
9	1'43.291	23.283	30.173	24.202	25.633	233.2
10	1'43.021	23.336	30.167	23.980	25.538	232.2
11	1'43.314	23.239	30.586	24.002	25.487	231.2
12	1'42.935	23.268	30.335	24.117	25.215	230.7
13	1'42.709	23.203	30.186	24.018	25.302	232.2
14	1'43.452	23.225	30.484	24.160	25.583	233.2

8th		54	Riccardo ROSSI	SIC58 Squadra Corse	ITA	
		Runs=1	Total laps=19	Full laps=18	Valid laps=18	
1	1'47.197	25.514	30.987	24.835	25.861	234.7
2	1'43.603	23.328	30.402	24.203	25.670	232.2
3	1'43.350	23.259	30.444	24.174	25.473	236.3
4	1'42.878	23.180	30.355	24.111	25.232	235.2
5	1'43.239	23.184	30.361	24.435	25.259	231.2
6	1'42.743	23.235	30.287	24.049	25.172	233.7
7	1'43.122	23.337	30.455	24.034	25.296	231.7
8	1'43.534	23.186	30.636	24.105	25.607	233.7
9	1'43.007	23.210	30.305	24.152	25.340	234.7
10	1'42.700	23.243	30.161	24.022	25.274	233.2
11	1'42.883	23.258	30.357	23.983	25.285	234.2
12	1'42.858	23.181	30.369	24.084	25.224	232.7
13	1'42.951	23.163	30.224	24.067	25.497	230.2
14	1'43.821	23.297	30.792	24.239	25.493	228.3
15	1'43.760	23.283	30.450	24.401	25.626	233.2
16	1'43.531	23.278	30.505	24.273	25.475	235.8
17	1'43.962	23.384	30.605	24.369	25.604	234.7
18	1'43.522	23.203	30.482	24.320	25.517	232.7
19	1'43.953	23.192	30.707	24.250	25.804	237.3

9th		6	Ryusei YAMANAKA	Gaviota GASGAS As	JPN	
		Runs=1	Total laps=19	Full laps=18	Valid laps=17	
1	1'46.129	24.684	31.133	24.321	25.991	228.3
2	1'44.240	23.265	30.711	24.277	25.987	234.2
3	1'43.176	23.406	30.532	24.091	25.147	230.2
4	1'42.694	23.360	30.104	23.943	25.287	230.2
5	1'43.117	23.390	30.220	24.044	25.463	229.2
6	1'43.018	23.303	30.495	24.004	25.216	233.7
7	1'43.520	23.383	30.384	24.233	25.520	230.7
8	1'43.190	23.434	30.592	23.931	25.233	227.8
9	1'42.999	23.298	30.167	24.226	25.308	234.7
10	1'43.034	23.506	30.316	24.026	25.186	225.9
11	1'42.780	23.400	30.213	23.894	25.273	228.8
12	1'43.014	23.451	30.298	24.013	25.252	226.4
13	1'43.086	23.387	30.330	24.059	25.310	229.7
14	1'43.630	23.322	30.519	24.377	25.412	231.7
15	1'43.665	23.511	30.383	24.298	25.473	232.7
16	1'43.347	23.466	30.341	24.162	25.378	229.7
17	1'43.408	23.580	30.330	24.065	25.433	228.8
18	1'44.294	23.962	30.637	24.224	25.471	226.4
19	1'44.379	* 23.477	30.838*	24.375	25.689	234.7

10th		27	Kaito TOBA	SIC58 Squadra Corse	JPN	
		Runs=1	Total laps=19	Full laps=18	Valid laps=17	
1	1'47.758	26.363	31.189	24.560	25.646	232.2
2	1'43.659	23.347	30.701	24.111	25.500	236.8
3	1'43.451	23.319	30.702	24.074	25.356	230.7
4	1'42.907	23.311	30.266	24.074	25.256	231.7

Fastest Lap: Deniz ÖNCÜ Red Bull KTM Ajo TUR 1'42.346 23.165 30.116 23.935 25.130

These data/results cannot be reproduced, stored and/or transmitted in whole or in part by any manner of electronic, mechanical, photocopying, recording, broadcasting or otherwise now known or herein after developed without the previous express consent by the copyright owner, except for reproduction in daily press and regular printed publications on sale to the public within 60 days of the event related to those data/results and always provided that copyright symbol appears together as follows below.
© DORNA, 2023

Race

Moto3

Lap	Lap Time	T1	T2	T3	T4	Speed	Lap	Lap Time	T1	T2	T3	T4	Speed
5	1'43.242	23.260	30.478	24.086	25.418	231.7	17	1'43.836	23.316	30.621	24.340	25.559	233.2
6	1'43.185	23.301	30.397	24.194	25.293	232.2	18	1'43.923	23.279	30.637	24.322	25.685	231.7
7	1'43.395	23.490	30.472	24.091	25.342	230.2	19	1'44.294	23.380	30.620	24.330	25.964	231.7
8	1'42.824	23.186	30.309	23.977	25.352	233.2	13th 10 Diogo MOREIRA MT Helmets - MSI BRA Runs=1 Total laps=19 Full laps=18 Valid laps=15						
9	1'42.948	23.297	30.210	24.067	25.374	233.7	1	1'45.116	24.587	30.844	24.120	25.565	228.8
10	1'43.028	23.125	30.454	24.126	25.323	235.8	2	1'43.619	23.604	30.611	24.016	25.388	226.4
11	1'42.770	23.194	30.204	24.118	25.254	233.7	3	1'43.650	23.279	30.867	24.196	25.308	232.2
12	1'42.969	23.158	30.252	24.058	25.501	234.7	4	1'43.122	23.289	30.243	24.274	25.316	234.2
13	1'42.963	23.298	30.254	24.064	25.347	231.2	5	1'43.314	23.262	30.379	24.182	25.491	232.2
14	1'43.229 *	23.211*	30.289	24.136	25.585	233.7	6	1'42.726	23.226	30.213	24.063	25.224	233.2
15	1'43.546	23.242	30.515	24.329	25.460	233.7	7	1'43.588	23.340	30.653	24.292	25.303	234.2
16	1'43.490	23.438	30.371	24.203	25.478	232.2	8	1'43.736	23.255	30.913	24.183	25.385	232.7
17	1'43.919	23.298	30.532	24.501	25.588	234.2	9	1'42.845	23.258	30.155	24.162	25.270	233.7
18	1'43.835	23.213	30.487	24.456	25.679	231.7	10	1'42.835 *	23.104	30.335*	24.103	25.293	234.7
19	1'43.634	23.350	30.318	24.379	25.587	232.7	11	1'42.644	23.107	30.283	23.995	25.259	234.2
11th 48 Ivan ORTOLÁ Angeluss MTA Team SPA Runs=1 Total laps=19 Full laps=18 Valid laps=17						12	1'42.830	23.189	30.265	24.062	25.314	232.2	
1	1'45.979	25.375	30.685	24.199	25.720	230.2	13	1'43.481	23.195	30.515	24.319	25.452	233.2
2	1'43.965	23.209	30.639	24.158	25.959	232.2	14	1'43.993 *	23.561*	30.582	24.370	25.481	226.4
3	1'43.103 *	23.33 *	30.387	23.954	25.431	229.2	15	1'43.561	23.274	30.423	24.340	25.524	229.7
4	1'42.796	23.243	30.146	24.045	25.362	231.2	16	1'43.868	23.433	30.492	24.248	25.695	231.2
5	1'43.344	23.131	30.483	24.159	25.571	229.7	17	1'43.932	23.290	30.452	24.633	25.557	230.2
6	1'43.085	23.316	30.415	24.002	25.352	231.7	18	1'44.351 *	23.344	30.588	24.550*	25.869	230.2
7	1'43.311	23.281	30.335	24.337	25.358	231.7	19	1'44.505	23.342	30.538	24.480	26.145	233.2
8	1'42.971	23.180	30.386	24.138	25.267	231.2	14th 43 Xavier ARTIGAS CFMOTO Racing Pru SPA Runs=1 Total laps=19 Full laps=18 Valid laps=15						
9	1'43.313	23.234	30.348	24.412	25.319	231.2	1	1'47.381	25.910	30.736	24.587	26.148	233.2
10	1'42.878	23.199	30.346	24.051	25.282	231.7	2	1'43.919	23.445	30.735	24.081	25.658	233.7
11	1'42.738	23.178	30.245	24.014	25.301	230.2	3	1'43.554	23.569	30.684	24.062	25.239	233.7
12	1'43.143	23.243	30.243	24.244	25.413	232.2	4	1'43.054	23.402	30.360	23.979	25.313	233.2
13	1'43.203	23.316	30.339	24.164	25.384	230.2	5	1'43.251	23.288	30.529	23.992	25.442	231.2
14	1'43.556	23.272	30.533	24.236	25.515	231.7	6	1'43.497	23.283	30.514	24.212	25.488	233.2
15	1'44.008	23.409	30.583	24.376	25.640	226.8	7	1'43.133	23.364	30.341	24.015	25.413	232.7
16	1'43.749	23.400	30.558	24.244	25.547	231.2	8	1'43.105 *	23.424	30.315	24.069*	25.297	230.7
17	1'43.478	23.284	30.421	24.297	25.476	230.7	9	1'43.109 *	23.351	30.416	24.026*	25.316	231.7
18	1'43.505	23.369	30.355	24.217	25.564	225.4	10	1'43.133	23.322	30.457	24.145	25.209	232.2
19	1'44.650	23.451	30.832	24.559	25.808	226.8	11	1'43.167 *	23.40*	30.430	24.099	25.231	230.7
12th 66 Joel KELSO CFMOTO Racing Pru AUS Runs=1 Total laps=19 Full laps=18 Valid laps=18						12	1'43.035	23.332	30.371	24.027	25.305	230.2	
1	1'46.498	25.620	30.643	24.503	25.732	232.7	13	1'43.272	23.341	30.472	24.112	25.347	232.2
2	1'44.414	23.247	30.381	24.924	25.862	233.7	14	1'43.370	23.288	30.466	24.161	25.455	231.7
3	1'43.314	23.306	30.482	24.085	25.441	234.2	15	1'44.039	23.321	30.721	24.478	25.519	233.2
4	1'43.043	23.171	30.481	24.115	25.276	234.2	16	1'44.648	23.631	30.679	24.646	25.692	227.3
5	1'43.133	23.258	30.173	24.393	25.309	231.2	17	1'44.548	23.494	31.046	24.423	25.585	227.8
6	1'42.963	23.143	30.331	24.362	25.127	234.2	18	1'44.060	23.521	30.637	24.277	25.625	229.7
7	1'42.985	23.244	30.294	24.031	25.416	233.2	19	1'44.529	23.632	30.717	24.525	25.655	225.9
8	1'43.290	23.261	30.438	24.125	25.466	232.7	15th 31 Adrian FERNANDEZ Leopard Racing SPA Runs=1 Total laps=19 Full laps=18 Valid laps=15						
9	1'43.441	23.296	30.622	24.126	25.397	234.2	1	1'46.651	25.268	31.017	24.573	25.793	230.7
10	1'42.776	23.174	30.462	23.916	25.224	232.2	2	1'43.823	23.155	30.494	24.485	25.689	236.8
11	1'42.881	23.234	30.290	24.080	25.277	232.7	3	1'43.425	23.298	30.502	24.235	25.390	235.8
12	1'42.965	23.177	30.276	24.244	25.268	232.7	4	1'43.689 *	23.266	30.501	24.263	25.659*	234.7
13	1'42.991	23.176	30.404	24.084	25.327	232.2	5	1'43.299	23.331	30.211	24.309	25.448	231.2
14	1'43.465	23.161	30.523	24.203	25.578	233.7	6	1'43.441	23.310	30.491	24.332	25.308	233.7
15	1'43.851	23.276	30.593	24.529	25.453	231.7							
16	1'43.581	23.357	30.620	24.099	25.505	234.2							

Fastest Lap: Deniz ÖNCÜ Red Bull KTM Ajo TUR **1'42.346** 23.165 30.116 23.935 25.130

These data/results cannot be reproduced, stored and/or transmitted in whole or in part by any manner of electronic, mechanical, photocopying, recording, broadcasting or otherwise now known or herein after developed without the previous express consent by the copyright owner, except for reproduction in daily press and regular printed publications on sale to the public within 60 days of the event related to those data/results and always provided that copyright symbol appears together as follows below.
© DORNA, 2023

Race

Moto3

Lap	Lap Time	T1	T2	T3	T4	Speed	Lap	Lap Time	T1	T2	T3	T4	Speed
7	1'43.079	23.386	30.200	24.239	25.254	234.7	19	1'44.109	23.503	30.503	24.511	25.592	230.7
8	1'43.028	23.227	30.171	24.075	25.555	234.2	18th 21 Vicente PEREZ BOE Motorsports SPA						
9	1'43.277	23.433	30.339	24.178	25.327	236.3	Runs=1 Total laps=19 Full laps=18 Valid laps=14						
10	1'42.972	23.288	30.266	24.123	25.295	234.2	1	1'47.257	26.361	30.735	24.485	25.676	232.2
11	1'43.220	23.330	30.381	24.148	25.361	234.7	2	1'44.090	23.359	30.853	24.009	25.869	233.7
12	1'43.105 *	23.283	30.206	24.209*	25.407	232.2	3	1'43.937 *	23.40*	31.144	24.181	25.209	229.7
13	1'43.147 *	23.44*	30.200	24.160	25.340	229.2	4	1'43.022	23.395	30.332	24.122	25.173	231.7
14	1'43.539	23.240	30.299	24.491	25.509	232.7	5	1'43.140	23.450	30.287	24.045	25.358	229.7
15	1'44.889	23.483	30.606	24.845	25.955	229.2	6	1'43.476	23.436	30.216	24.299	25.525	229.2
16	1'44.429	23.539	30.489	24.668	25.733	232.7	7	1'43.181	23.470	30.367	24.005	25.339	230.7
17	1'44.487	23.456	30.869	24.467	25.695	233.7	8	1'43.354 *	23.350	30.461	24.117*	25.426	232.2
18	1'44.508	23.374	30.907	24.749	25.478	234.7	9	1'43.405	23.531	30.400	24.057	25.417	228.8
19	1'43.962	23.388	30.475	24.636	25.463	232.7	10	1'43.666	23.543	30.558	24.156	25.409	228.3

16th 99 José Antonio RUED		Red Bull KTM Ajo		SPA		
Runs=1	Total laps=19	Full laps=18	Valid laps=15			
1	1'46.398	24.975	30.921	24.614	25.888	229.7
2	1'44.270	23.321	30.770	24.481	25.698	229.2
3	1'43.138	23.301	30.481	24.073	25.283	230.7
4	1'42.768	23.273	30.386	23.880	25.229	229.2
5	1'43.478	23.393	30.598	24.202	25.285	228.8
6	1'43.125	23.382	30.355	24.147	25.241	229.2
7	1'43.325	23.318	30.533	24.035	25.439	231.7
8	1'43.255	23.252	30.434	24.117	25.452	228.8
9	1'43.234 *	23.259	30.450	24.104*	25.421	233.2
10	1'43.089	23.229	30.607	23.976	25.277	231.7
11	1'42.974 *	23.330	30.308*	24.042*	25.294	231.7
12	1'43.251	23.238	30.496	24.112	25.405	233.7
13	1'43.356	23.387	30.487	24.123	25.359	231.7
14	1'44.103	23.537	30.620	24.229	25.717	229.2
15	1'44.119	23.459	30.652	24.526	25.482	230.2
16	1'44.610 *	23.744	30.628*	24.546	25.692	226.4
17	1'44.483	23.637	30.839	24.396	25.611	227.3
18	1'44.630	23.724	30.773	24.365	25.768	228.3
19	1'44.514	23.531	30.809	24.597	25.577	229.7

17th 82 Stefano NEPA		Angeluss MTA Team		ITA		
Runs=1	Total laps=19	Full laps=18	Valid laps=17			
1	1'47.279	25.485	30.852	24.809	26.133	231.7
2	1'43.737	23.374	30.608	23.992	25.763	232.7
3	1'43.356	23.278	30.480	24.252	25.346	232.7
4	1'43.155	23.277	30.365	24.120	25.393	230.7
5	1'43.170	23.379	30.399	24.008	25.384	228.3
6	1'43.019	23.383	30.412	23.990	25.234	229.2
7	1'43.107	23.379	30.390	24.004	25.334	230.2
8	1'43.264	23.351	30.312	24.227	25.374	230.7
9	1'43.142	23.346	30.252	24.112	25.432	231.2
10	1'43.340	23.206	30.547	24.231	25.356	230.7
11	1'43.183 *	23.315	30.373	24.079*	25.416	231.2
12	1'43.386	23.448	30.414	24.105	25.419	228.3
13	1'43.305	23.417	30.420	24.066	25.402	229.7
14	1'43.752	23.429	30.620	24.196	25.507	230.2
15	1'44.249	23.502	30.408	24.595	25.744	229.7
16	1'44.409	23.562	30.627	24.456	25.764	228.8
17	1'44.470	23.497	30.763	24.409	25.801	230.7
18	1'44.847	23.456	31.136	24.477	25.778	229.2

18th 21 Vicente PEREZ		BOE Motorsports		SPA		
Runs=1	Total laps=19	Full laps=18	Valid laps=14			
1	1'47.257	26.361	30.735	24.485	25.676	232.2
2	1'44.090	23.359	30.853	24.009	25.869	233.7
3	1'43.937 *	23.40*	31.144	24.181	25.209	229.7
4	1'43.022	23.395	30.332	24.122	25.173	231.7
5	1'43.140	23.450	30.287	24.045	25.358	229.7
6	1'43.476	23.436	30.216	24.299	25.525	229.2
7	1'43.181	23.470	30.367	24.005	25.339	230.7
8	1'43.354 *	23.350	30.461	24.117*	25.426	232.2
9	1'43.405	23.531	30.400	24.057	25.417	228.8
10	1'43.666	23.543	30.558	24.156	25.409	228.3
11	1'43.950 *	23.554	30.646	24.270*	25.480	228.3
12	1'44.175	23.730	30.584	24.324	25.537	224.0
13	1'44.392 *	23.876	30.608	24.388*	25.520	222.6
14	1'45.210	23.762	31.272	24.403	25.773	223.1
15	1'44.413	23.683	30.693	24.370	25.667	223.1
16	1'44.949	23.809	30.887	24.469	25.784	223.1
17	1'44.989	23.778	30.848	24.384	25.979	224.5
18	1'44.500	23.750	30.725	24.334	25.691	225.4
19	1'44.685	23.739	30.827	24.450	25.669	225.4

19th 7 Filippo FARIOLI		Red Bull KTM Tech3		ITA		
Runs=1	Total laps=19	Full laps=18	Valid laps=15			
1	1'47.467	26.211	31.200	24.462	25.594	232.7
2	1'44.177	23.563	30.921	24.322	25.371	231.7
3	1'43.522 *	23.43*	30.610	24.213	25.264	231.7
4	1'43.544 *	23.552	30.462	24.157*	25.373	233.7
5	1'44.283	23.552	30.504	24.299	25.928	231.7
6	1'43.923	23.487	30.524	24.308	25.604	233.2
7	1'43.634	23.628	30.440	24.198	25.368	231.7
8	1'43.847	23.647	30.369	24.387	25.444	228.8
9	1'43.959	23.680	30.627	24.147	25.505	228.3
10	1'43.998 *	23.766	30.510	24.202*	25.520	225.9
11	1'44.211	23.815	30.652	24.316	25.428	224.0
12	1'44.084	23.781	30.562	24.266	25.475	223.1
13	1'44.214	23.761	30.705	24.300	25.448	223.1
14	1'44.452	23.826	30.687	24.382	25.557	223.1
15	1'44.346	23.754	30.608	24.415	25.569	221.7
16	1'44.832	24.001	30.677	24.591	25.563	222.2
17	1'44.352	23.845	30.621	24.346	25.540	225.9
18	1'44.205	23.558	30.545	24.458	25.644	227.8
19	1'44.179	23.662	30.691	24.324	25.502	226.8

20th 19 Scott OGDEN		VisionTrack Racing T		GBR		
Runs=1	Total laps=19	Full laps=18	Valid laps=16			
1	1'48.456	26.678	31.144	24.778	25.856	231.7
2	1'44.088	23.533	30.478	24.312	25.765	230.2
3	1'43.979	23.513	30.727	24.073	25.666	234.2
4	1'43.283	23.352	30.495	24.153	25.283	232.7
5	1'43.299	23.493	30.323	23.995	25.488	229.2
6	1'43.793	23.410	30.596	24.181	25.606	233.2
7	1'43.377 *	23.36*	30.506	23.989	25.519	234.2
8	1'43.798	23.353	30.520	24.335	25.590	229.7

Fastest Lap: Deniz ÖNCÜ Red Bull KTM Ajo TUR **1'42.346** 23.165 30.116 23.935 25.130

These data/results cannot be reproduced, stored and/or transmitted in whole or in part by any manner of electronic, mechanical, photocopying, recording, broadcasting or otherwise now known or herein after developed without the previous express consent by the copyright owner, except for reproduction in daily press and regular printed publications on sale to the public within 60 days of the event related to those data/results and always provided that copyright symbol appears together as follows below.
© DORNA, 2023



Race

Moto3

Lap	Lap Time	T1	T2	T3	T4	Speed	Lap	Lap Time	T1	T2	T3	T4	Speed
21st 20 Lorenzo FELLON CIP Green Power FRA Runs=1 Total laps=19 Full laps=18 Valid laps=15													
1	1'48.229	26.707	31.012	24.811	25.699	231.7							
2	1'44.073	23.413	30.528	24.388	25.744	231.7							
3	1'43.554	23.386	30.530	24.313	25.325	230.7							
4	1'43.430	23.329	30.457	24.146	25.498	232.2							
5	1'43.397	23.261	30.484	24.198	25.454	233.2							
6	1'43.464 *	23.376	30.412	24.188*	25.488	228.8							
7	1'43.984 *	23.521*	30.686	24.275	25.498	226.8							
8	1'44.323	23.453	30.779	24.409	25.682	231.2							
9	1'44.163	23.677	30.696	24.188	25.602	227.8							
10	1'44.308 *	23.498	30.801	24.270*	25.739	228.3							
11	1'44.143	23.586	30.650	24.318	25.589	229.7							
12	1'44.004	23.509	30.692	24.281	25.522	228.3							
13	1'44.110	23.537	30.659	24.258	25.656	227.8							
14	1'44.455	23.592	30.896	24.353	25.614	225.0							
15	1'44.582	23.452	30.954	24.528	25.648	225.9							
16	1'44.713	23.600	30.846	24.527	25.740	227.3							
17	1'44.564	23.574	30.797	24.475	25.718	230.7							
18	1'44.627	23.556	30.720	24.590	25.761	230.7							
19	1'45.219	23.739	30.865	24.665	25.950	228.3							
23rd 70 Joshua WHATLEY VisionTrack Racing T GBR Runs=1 Total laps=19 Full laps=18 Valid laps=16													
1	1'48.106	26.409	31.170	24.721	25.806	228.3							
2	1'44.313	23.536	30.778	24.229	25.770	231.2							
3	1'43.905	23.577	30.531	24.278	25.519	230.2							
4	1'43.985	23.583	30.825	24.053	25.524	230.2							
5	1'43.863	23.432	30.585	24.230	25.616	231.2							
6	1'44.399	23.755	31.020	24.032	25.592	223.1							
7	1'44.194	23.811	30.664	24.084	25.635	224.0							
8	1'45.228	23.725	30.987	24.692	25.824	228.8							
9	1'44.889	23.866	30.872	24.501	25.650	221.3							
10	1'45.597	24.046	31.351	24.489	25.711	221.3							
11	1'45.253 *	23.682	30.989*	24.773	25.809	227.3							
12	1'45.666	23.783	31.137	24.707	26.039	226.4							
13	1'45.354	23.917	31.133	24.457	25.847	224.5							
14	1'46.169 *	24.45*	31.472	24.542	25.702	218.1							
15	1'45.063	23.981	31.001	24.333	25.748	218.6							
16	1'45.120	23.981	30.979	24.421	25.739	219.9							
17	1'45.108	24.036	30.945	24.371	25.756	220.4							
18	1'45.268	23.912	30.918	24.573	25.865	222.2							
19	1'45.585	24.042	31.054	24.408	26.081	220.8							
24th 63 Syarifuddin AZMAN MT Helmets - MSI MAL Runs=1 Total laps=19 Full laps=18 Valid laps=15													
1	1'47.561	26.082	31.158	24.430	25.891	233.2							
2	1'44.146	23.463	30.778	24.314	25.591	234.7							
3	1'43.805	23.581	30.654	24.255	25.315	230.2							
4	1'43.294 *	23.315	30.521	24.130*	25.328	231.7							
5	1'43.670 *	23.420	30.367	24.364*	25.519	229.7							
6	1'44.164	23.607	30.667	24.353	25.537	225.0							
7	1'46.049 *	23.533	32.191	24.560*	25.765	229.2							
8	1'45.587	23.734	30.924	24.726	26.203	226.4							
9	1'44.813	23.499	30.830	24.740	25.744	225.4							
10	1'45.267	23.765	31.294	24.492	25.716	222.2							
11	1'45.227	23.565	31.008	24.666	25.988	228.3							
12	1'45.893	23.898	31.088	24.736	26.171	220.4							
13	1'45.664	23.771	31.114	24.970	25.809	222.6							
14	1'46.216	23.946	31.325	24.888	26.057	221.3							
15	1'45.270	23.613	31.326	24.513	25.818	221.7							
16	1'45.418	23.820	30.884	24.746	25.968	223.1							
17	1'45.391	23.818	30.865	24.697	26.011	225.4							
18	1'45.875	23.852	30.961	24.940	26.122	225.4							
19	1'45.891	23.862	31.190	24.976	25.863	223.6							
22nd 9 Nicola Fabio CARR Rivacold Snipers Tea ITA Runs=1 Total laps=19 Full laps=18 Valid laps=12													
1	1'47.911	26.052	31.514	24.701	25.644	232.7							
2	1'44.193	23.320	30.703	24.497	25.673	235.2							
3	1'43.654	23.350	30.625	24.264	25.415	231.7							
4	1'43.457	23.382	30.420	24.126	25.529	232.7							
5	1'43.581	23.297	30.349	24.223	25.712	231.2							
6	1'43.585	23.311	30.669	24.161	25.444	232.2							
7	1'45.215 *	23.541*	31.792	24.200*	25.674	228.8							
8	1'43.861	23.626	30.433	24.207	25.595	227.3							
9	1'44.157 *	23.628	30.627	24.311*	25.591	226.8							
10	1'44.342	23.601	30.514	24.401	25.826	226.4							
11	1'44.334	23.857	30.559	24.258	25.660	225.4							
12	1'44.511 *	23.831*	30.752	24.305	25.624	223.6							
13	1'44.387 *	23.770	30.698	24.353*	25.566	222.6							
14	1'44.829 *	23.786	30.607	24.537	25.899*	222.6							
15	1'45.489 *	23.90*	30.966	24.620	26.002	222.2							
16	1'49.362	24.104	31.249	27.834	26.175	222.2							
17	1'45.365	23.888	30.971	24.623	25.883	222.2							
18	1'45.662	24.012	30.973	24.729	25.948	222.6							
19	1'46.150	23.938	31.138	24.839	26.235	223.1							
25th 38 David SALVADOR CIP Green Power SPA Runs=1 Total laps=19 Full laps=18 Valid laps=18													
1	1'48.034	26.478	31.241	24.667	25.648	231.7							
2	1'43.880	23.486	30.571	24.275	25.548	232.2							
3	1'44.250	23.560	30.644	24.494	25.552	229.2							
4	1'44.057	23.480	30.642	24.351	25.584	231.2							
5	1'43.869	23.428	30.563	24.371	25.507	231.2							
6	1'44.893	23.844	31.120	24.255	25.674	220.4							
7	1'43.980	23.647	30.620	24.120	25.593	229.2							
8	1'44.942	23.522	30.876	24.632	25.912	232.2							
9	1'45.279	23.956	30.989	24.601	25.733	220.4							
10	1'45.056	23.648	31.305	24.411	25.692	226.4							

Fastest Lap: Deniz ÖNCÜ Red Bull KTM Ajo TUR 1'42.346 23.165 30.116 23.935 25.130

These data/results cannot be reproduced, stored and/or transmitted in whole or in part by any manner of electronic, mechanical, photocopying, recording, broadcasting or otherwise now known or herein after developed without the previous express consent by the copyright owner, except for reproduction in daily press and regular printed publications on sale to the public within 60 days of the event related to those data/results and always provided that copyright symbol appears together as follows below.
© DORNA, 2023



Race

Moto3

Lap	Lap Time	T1	T2	T3	T4	Speed	Lap	Lap Time	T1	T2	T3	T4	Speed
11	1'45.438	23.632	31.183	24.646	25.977	229.2	1	1'48.619	26.602	31.307	24.952	25.758	228.8
12	1'45.615	23.745	31.065	24.739	26.066	225.0	2	1'44.017	23.513	30.434	24.328	25.742	226.4
13	1'45.722	24.032	31.226	24.690	25.774	220.8	3	1'44.075 *	23.39*	30.836	24.157	25.687	228.3
14	1'46.185	24.139	31.406	24.815	25.825	221.3	4	1'43.420	23.347	30.556	24.137	25.380	226.4
15	1'45.740	23.726	31.260	24.485	26.269	223.6	5	2'32.706 *	23.49*	30.736	1'03.614*	34.862	227.8
16	1'45.321	23.832	30.958	24.470	26.061	225.4	6	2'11.181 P	24.234	32.440*	25.284*	49.223	215.1
17	1'45.288	23.728	30.923	24.641	25.996	226.4	7	2'43.685	19.376	31.182	24.766	25.940	218.6
18	1'45.905	23.775	31.032	24.944	26.154	226.4	8	1'48.418	24.013	30.885	27.801	25.719	217.3
19	1'45.864	23.698	31.310	24.960	25.896	227.8	9	1'45.421	23.991	31.155	24.478	25.797	216.4

26th 64 Mario AJI Honda Team Asia INA
Runs=1 Total laps=19 Full laps=18 Valid laps=16

1	1'48.391	26.765	31.225	24.731	25.670	229.2
2	1'44.395 *	23.63 *	30.915	24.121	25.728	227.8
3	1'44.074 *	23.60 *	30.797	23.982	25.694	229.7
4	1'43.572	23.633	30.690	23.906	25.343	228.3
5	1'43.872	23.589	30.497	24.191	25.595	228.8
6	1'44.812	23.691	31.174	24.259	25.688	227.3
7	1'44.023	23.581	30.776	24.076	25.590	229.2
8	1'45.088	23.708	30.741	24.659	25.980	228.3
9	1'45.138	23.842	30.894	24.570	25.832	224.5
10	1'44.735	23.596	31.086	24.257	25.796	226.4
11	1'45.764	23.912	31.129	24.691	26.032	219.5
12	1'45.817	23.706	31.215	24.698	26.198	226.4
13	1'45.655	23.872	31.138	24.735	25.910	224.0
14	1'46.183	23.869	31.463	24.846	26.005	223.1
15	1'45.333	23.865	31.072	24.484	25.912	223.1
16	1'45.573	24.048	30.956	24.405	26.164	220.4
17	1'45.240	23.766	30.997	24.437	26.040	224.5
18	1'45.877	23.889	30.962	24.850	26.176	225.9
19	1'45.869	23.764	31.221	24.973	25.911	225.9

27th 32 Kritapat KEANKUM Yamaha Thailand Rac THA
Runs=1 Total laps=19 Full laps=18 Valid laps=11

1	1'49.148	27.117	31.349	24.804	25.878	225.4
2	1'46.248 *	23.994	31.309	24.680*	26.265	219.5
3	1'46.487 *	24.13*	31.301	24.816	26.231	218.6
4	1'46.610 *	24.23*	31.353	24.916	26.106	215.1
5	1'46.984	24.290	31.568	24.917	26.209	215.1
6	1'47.206 *	24.42*	31.592	24.965	26.229	212.5
7	1'47.067	24.361	31.624	24.873	26.209	213.0
8	1'46.429 *	24.316	31.235	24.701*	26.177	213.4
9	1'47.017	24.288	31.507	24.978	26.244	214.2
10	1'50.806	24.346	31.589	28.495	26.376	213.0
11	1'47.411	24.455	31.524	25.257	26.175	213.4
12	1'46.854	24.368	31.508	24.840	26.138	213.0
13	1'47.650 *	24.418	31.641	25.058	26.533*	212.5
14	1'47.609 *	24.484	31.532	25.052*	26.541	211.7
15	1'47.924	24.612	31.800	25.110	26.402	211.3
16	1'46.713	24.315	31.324	24.876	26.198	218.1
17	1'46.555	24.243	31.411	24.765	26.136	216.0
18	1'47.558	24.483	31.550	25.012	26.513	215.1
19	1'48.059	24.447	31.723	25.131	26.758	214.2

28th 33 Tatchakorn BUASRI Honda Team Asia THA
Runs=2 Total laps=18 Full laps=15 Valid laps=12

10	1'45.276	24.032	31.008	24.464	25.772	216.4
11	1'48.616	23.975	31.138	27.642	25.861	216.4
12	1'45.299 *	24.02*	31.068	24.447	25.764	215.5
13	1'45.226	23.960	31.034	24.498	25.734	218.1
14	1'45.567	24.046	31.151	24.492	25.878	216.4
15	1'45.733	24.201	31.035	24.646	25.851	218.1
16	1'45.654	24.077	31.094	24.590	25.893	217.7
17	1'46.338	24.126	31.527	24.697	25.988	216.8
18	1'47.060	24.096	31.597	24.921	26.446	217.3

29th 44 David MUÑOZ BOE Motorsports SPA
Runs=2 Total laps=9 Full laps=5 Valid laps=5

1	1'46.057	25.268	30.677	24.399	25.713	233.2
2	2'28.409	23.219	30.436	24.186	1'10.568	236.3
3	1'44.359	23.692	30.596	24.468	25.603	226.4
4	1'44.187	23.748	30.644	24.379	25.416	223.1
5	1'43.965	23.711	30.512	24.311	25.431	223.6
6	2'01.251 P	23.761	30.992	25.432	41.066	223.1
7	8'07.476	19.129	32.076	24.523	25.553	207.6
8	1'44.189	23.661	30.684	24.316	25.528	224.5
9	2'01.806 P	24.926	32.513	25.442	38.925	203.7

30th 71 Ayumu SASAKI Liqui Moly Husqvarna JPN
Runs=2 Total laps=8 Full laps=4 Valid laps=4

1	1'45.424	24.538	30.583	24.390	25.913	229.7
2	3'00.120 P	23.324	30.854	24.502	1'41.440	232.2
3	7'44.804	18.975	31.531	24.446	25.623	221.7
4	1'43.768	23.630	30.481	24.238	25.419	228.3
5	1'43.352	23.654	30.420	23.971	25.307	225.9
6	1'43.444	23.684	30.493	23.934	25.333	225.9
7	1'43.252	23.618	30.375	23.984	25.275	226.4
8	2'02.986 P	23.86*	31.094	24.674	43.355	221.3

Fastest Lap: Deniz ÖNCÜ Red Bull KTM Ajo TUR **1'42.346** 23.165 30.116 23.935 25.130

These data/results cannot be reproduced, stored and/or transmitted in whole or in part by any manner of electronic, mechanical, photocopying, recording, broadcasting or otherwise now known or herein after developed without the previous express consent by the copyright owner, except for reproduction in daily press and regular printed publications on sale to the public within 60 days of the event related to those data/results and always provided that copyright symbol appears together as follows below.
© DORNA, 2023

Num Lap Time Gap

66	1'42.776	2.167
99	1'43.089	2.390
27	1'43.028	2.707
82	1'43.340	2.879
31	1'42.972	2.994
43	1'43.133	3.446
21	1'43.666	4.838
7	1'43.998	8.664
19	1'44.642	9.176
20	1'44.308	9.235
9	1'44.342	10.266
64	1'44.735	14.410
38	1'45.056	14.550
63	1'45.267	14.666
70	1'45.597	14.789
32	1'50.806	40.312
33	1'45.276	2'33.128

Lap 11

53	1'42.737	
80	1'42.905	0.304
95	1'42.589	0.313
5	1'42.585	0.511
10	1'42.644	0.768
72	1'43.011	0.831
48	1'42.738	1.056
6	1'42.780	1.470
54	1'42.883	1.829
96	1'42.979	2.092
18	1'43.314	2.183
66	1'42.881	2.311
99	1'42.974	2.627
27	1'42.770	2.740
82	1'43.183	3.325
31	1'43.220	3.477
43	1'43.167	3.876
21	1'43.950	6.051
7	1'44.211	10.138
19	1'43.894	10.333
20	1'44.143	10.641
9	1'44.334	11.863
63	1'45.227	17.156
38	1'45.438	17.251
70	1'45.253	17.305
64	1'45.764	17.437
32	1'47.411	44.986
33	1'48.616	2'39.007

Lap 12

95	1'42.938	
80	1'43.100	0.153
10	1'42.830	0.347
72	1'42.889	0.469
53	1'43.912	0.661
5	1'43.480	0.740
48	1'43.143	0.948
6	1'43.014	1.233
54	1'42.858	1.436
96	1'42.879	1.720
18	1'42.935	1.867
66	1'42.965	2.025
27	1'42.969	2.458
99	1'43.251	2.627
31	1'43.105	3.331
82	1'43.386	3.460
43	1'43.035	3.660
21	1'44.175	6.975
7	1'44.084	10.971
19	1'44.043	11.125
20	1'44.004	11.394

9	1'44.511	13.123
38	1'45.615	19.615
70	1'45.666	19.720
63	1'45.893	19.798
64	1'45.817	20.003
32	1'46.854	48.589
33	1'45.299	2'41.055

Lap 13

95	1'43.285	
72	1'42.979	0.163
80	1'43.360	0.228
5	1'42.992	0.447
10	1'43.481	0.543
53	1'43.337	0.713
48	1'43.203	0.866
6	1'43.086	1.034
54	1'42.951	1.102
18	1'42.709	1.291
96	1'43.108	1.543
66	1'42.991	1.731
27	1'42.963	2.136
99	1'43.356	2.698
31	1'43.147	3.193
82	1'43.305	3.480
43	1'43.272	3.647
21	1'44.392	8.082
7	1'44.214	11.900
19	1'44.220	12.060
20	1'44.110	12.219
9	1'44.387	14.225
70	1'45.354	21.789
38	1'45.722	22.052
63	1'45.664	22.177
64	1'45.655	22.373
32	1'47.650	52.954
33	1'45.226	2'42.996

Lap 14

72	1'43.138	
95	1'43.410	0.109
80	1'43.263	0.190
5	1'43.139	0.285
53	1'43.022	0.434
48	1'43.556	1.121
10	1'43.993	1.235
6	1'43.630	1.363
18	1'43.452	1.442
54	1'43.821	1.622
96	1'43.520	1.762
66	1'43.465	1.895
27	1'43.229	2.064
31	1'43.539	3.431
99	1'44.103	3.500
43	1'43.370	3.716
82	1'43.752	3.931
21	1'45.210	9.991
7	1'44.452	13.051
19	1'44.466	13.225
20	1'44.455	13.373
9	1'44.829	15.753
70	1'46.169	24.657
38	1'46.185	24.936
63	1'46.216	25.092
64	1'46.183	25.255
32	1'47.609	57.262
33	1'45.567	2'45.262

Lap 15

80	1'43.627	
----	----------	--

5	1'43.736	0.204
95	1'44.046	0.338
53	1'43.837	0.454
72	1'44.387	0.570
10	1'43.561	0.979
18	1'43.459	1.084
6	1'43.665	1.211
48	1'44.008	1.312
96	1'43.519	1.464
54	1'43.760	1.565
27	1'43.546	1.793
66	1'43.851	1.929
99	1'44.119	3.802
43	1'44.039	3.938
82	1'44.249	4.363
31	1'44.889	4.503
21	1'44.413	10.587
7	1'44.346	13.580
19	1'44.494	13.902
20	1'44.582	14.138
9	1'45.489	17.425
70	1'45.063	25.903
63	1'45.270	26.545
64	1'45.333	26.771
38	1'45.740	26.859
32	1'47.924	1'01.369
33	1'45.733	2'47.178

Lap 16

95	1'43.362	
80	1'43.758	0.058
72	1'43.407	0.277
5	1'44.058	0.562
53	1'43.812	0.566
6	1'43.347	0.858
18	1'43.575	0.959
10	1'43.868	1.147
96	1'43.388	1.152
48	1'43.749	1.361
54	1'43.531	1.396
27	1'43.490	1.583
66	1'43.581	1.810
99	1'44.610	4.712
43	1'44.648	4.886
82	1'44.409	5.072
31	1'44.429	5.232
21	1'44.949	11.836
7	1'44.832	14.712
19	1'44.721	14.923
20	1'44.713	15.151
9	1'49.362	23.087
70	1'45.120	27.323
63	1'45.418	28.263
38	1'45.321	28.480
64	1'45.573	28.644
32	1'46.713	1'04.382
33	1'45.654	2'49.132

Lap 17

80	1'43.667	
72	1'43.460	0.012
95	1'43.818	0.093
5	1'43.355	0.192
53	1'43.478	0.319
6	1'43.408	0.541
18	1'43.476	0.710
96	1'43.478	0.905
48	1'43.478	1.114
10	1'43.932	1.354
54	1'43.962	1.633

27	1'43.919	1.777
66	1'43.836	1.921
99	1'44.483	5.470
43	1'44.548	5.709
82	1'44.470	5.817
31	1'44.487	5.994
21	1'44.989	13.100
7	1'44.352	15.339
19	1'44.508	15.706
20	1'44.564	15.990
9	1'45.365	24.727
70	1'45.108	28.706
63	1'45.391	29.929
38	1'45.288	30.043
64	1'45.240	30.159
32	1'46.555	1'07.212
33	1'46.338	2'51.745

Lap 18

95	1'43.639	
80	1'43.927	0.195
5	1'43.832	0.292
72	1'44.098	0.378
48	1'43.505	0.887
96	1'43.745	0.918
53	1'44.365	0.952
18	1'44.068	1.046
6	1'44.294	1.103
54	1'43.522	1.423
27	1'43.835	1.880
10	1'44.351	1.973
66	1'43.923	2.112
43	1'44.060	6.037
99	1'44.630	6.368
31	1'44.508	6.770
82	1'44.847	6.932
21	1'44.500	13.868
7	1'44.205	15.812
19	1'44.323	16.297
20	1'44.627	16.885
9	1'45.662	26.657
70	1'45.268	30.242
63	1'45.875	32.072
38	1'45.905	32.216
64	1'45.877	32.304
32	1'47.558	1'11.038
33	1'47.060	2'55.073

Lap 19

80	1'43.874	
72	1'43.957	0.266
95	1'44.428	0.359
5	1'44.159	0.382
53	1'43.674	0.557
96	1'44.284	1.133
18	1'44.311	1.288
54	1'43.953	1.307
6	1'44.379	1.413
27	1'43.634	1.445
48	1'44.650	1.468
66	1'44.294	2.337
10	1'44.505	2.409
43	1'44.529	6.497
31	1'43.962	6.663
99	1'44.514	6.813
82	1'44.109	6.972
21	1'44.685	14.484
7	1'44.179	15.922
19	1'44.213	16.441
20	1'45.219	18.035

Lapped rider

These data/results cannot be reproduced, stored and/or transmitted in whole or in part by any manner of electronic, mechanical, photocopying, recording, broadcasting or otherwise now known or herein after developed without the previous express consent by the copyright owner, except for reproduction in daily press and regular printed publications on sale to the public within 60 days of the event related to those data/results and always provided that copyright symbol appears together as follows below.

© DORNA, 2023

Official MotoGP Timing by TISSOT
www.motogp.com

Buriram, Sunday, October 29, 2023

Page 2 of 2





OR THAILAND GRAND PRIX

36

4554 m.

2023 Rookie of the Year Classification

Rider	Nation	Points	Leader	Previous	POR	ARG	AME	SPA	FRA	ITA	GER	NED	GBR	AUT	CAT	RSM	IND	JPN	INA	AUS	THA	MAL	QAT	VAL
1 ALONSO David	COL	205			-	2	8	20	8	13	11	3	25	-	25	25	11	9	20	-	25			
2 RUEDA José Antonio	SPA	111	94	94	13	-	6	11	7	2	3	10	8	5	16	7	6	6	11	-	-			
3 VEIJER Collin	NED	105	100	6	4	-	3	-	1	10	-	9	7	13	-	11	-	5	13	13	16			
4 SALVADOR David	SPA	31	174	74	3	6	9	-	2	-	-	-	10	1	-	-	-	-	-	-	-			
5 FARIOLI Filippo	ITA	7	198	24	-	-	-	2	-	-	-	-	-	-	-	-	5	-	-	-	-			
6 AZMAN Syarifuddin	MAL	5	200	2	-	5	-	-	-	-	-	-	-	-	-	-	-	-	-	-	-			

These data/results cannot be reproduced, stored and/or transmitted in whole or in part by any manner of electronic, mechanical, photocopying, recording, broadcasting or otherwise now known or herein after developed without the previous express consent by the copyright owner, except for reproduction in daily press and regular printed publications on sale to the public within 60 days of the event related to those data/results and always provided that copyright symbol appears together as follows below.
© DORNA, 2023





4554 m.

2023 Riders Performance

(Qualifying Position - Starting Position - Race Position)

37

Rider	Points	POR	ARG	AME	SPA	FRA	ITA	GER	NED	GBR	AUT	CAT	RSM	IND	JPN	INA	AUS	THA	MAL	QAT	VAL
1 MASIA Jaume	230	9	5	1	5	7	11	6	8	1	4	2	1	1	1	2	13	7			
		9-5	5-NC	1-2	4-3	7-3	6-5	5-6	8-1	1-18	4-NC	4-2	1-2	1-1	1-1	2-6	13-8	7-4	-	-	-
2 SASAKI Ayumu	213	1	1	2	8	1	3	1	4	7	8	11	2	3	8	11	1	3			
		1-6	1-NC	2-NC	7-4	1-2	2-3	1-2	4-2	7-2	8-3	13-4	2-7	3-3	7-2	11-18	1-2	3-NC	-	-	-
3 ALONSO David	205	6	7	22	17	25	16	15	17	28	7	10	6	18	10	3	8	12			
		6-NC	7-14	22-8	16-2	25-8	10-4	14-5	17-13	28-1	7-29	12-1	6-1	17-5	9-7	3-2	8-NC	12-1	-	-	-
4 HOLGADO Daniel	205	4	10	5	7	3	5	7	27	3	2	9	8	19	6	7	11	11			
		4-1	10-4	5-5	6-6	3-1	3-1	6-3	27-25	3-3	2-2	11-20	8-16	18-4	6-3	7-14	11-13	11-6	-	-	-
5 ÖNCÜ Deniz	191	8	2	14	1	4	1	2	5	9	3	1	5	11	2	5	7	1			
		28-10	2-24	14-6	1-9	4-6	1-2	2-1	5-3	9-11	3-1	2-11	5-3	28-14	2-NC	5-8	7-1	1-5	-	-	-
6 ORTOLÁ Ivan	157	5	4	3	2	6	10	3	20	8	18	17	13	13	5	12	12	16			
		5-NC	4-19	3-1	2-1	6-4	25-11	3-4	20-4	8-4	18-5	-DS	13-8	12-8	5-5	12-9	12-NC	16-11	-	-	-
7 MOREIRA Diogo	131	16	3	4	14	2	4	9	22	17	19	19	4	6	11	1	4	2			
		16-3	3-2	4-4	13-10	2-NC	22-7	8-7	22-12	17-7	19-8	17-16	4-12	6-13	14-14	1-1	29-NC	2-13	-	-	-
8 RUEDA José Antonio	111	2	13	11	10	11	19	17	11	16	5	5	12	17	16	16	20	9			
		2-4	13-23	11-10	9-5	11-9	13-14	16-13	11-6	16-8	5-11	7-3	12-9	16-10	15-10	16-5	19-18	9-16	-	-	-
9 VEIJER Collin	105	14	17	21	20	20	23	4	9	23	1	16	10	9	7	4	6	5			
		14-12	17-22	21-13	19-23	19-15	16-6	4-NC	9-7	23-9	1-4	-NS	10-5	9-NC	10-11	4-4	6-4	5-3	-	-	-
10 MUÑOZ David	102	13	16	16	3			5	1	27	10	21	7	15	9	10	15	10			
		13-2	16-16	16-NC	-NS	-	-	29-12	1-5	27-5	10-9	19-NC	7-4	14-6	8-6	10-3	14-NC	10-NC	-	-	-
11 NEPA Stefano	100	10	14	6	22	13	7	10	6	11	11	6	9	7	4	9	3	15			
		10-7	14-6	6-NC	21-15	13-10	23-9	9-9	6-10	11-12	11-10	8-5	9-13	7-9	4-4	9-10	3-12	15-17	-	-	-
12 TOBA Kaito	97	11	11	15	13	23	18	8	7	13	21	7	3	5	12	22	14	22			
		11-11	11-7	15-11	12-NC	23-12	12-10	7-14	7-11	13-14	21-14	9-7	3-6	5-2	11-8	22-12	25-17	22-10	-	-	-
13 YAMANAKA Ryusei	71	17	18	7	6	14	21	16	25	19	13	22	15	12	13	19	17	4			
		17-16	18-9	7-9	5-25	14-5	14-15	15-8	25-15	19-15	13-7	20-9	15-14	11-15	12-9	19-15	16-15	4-9	-	-	-

NC=Not classified NL=Not finished first lap NP=Not started race re-start N2=Not finished first lap race re-start EX=Excluded NS=Not Started DS=Disqualified

These data/results cannot be reproduced, stored and/or transmitted in whole or in part by any manner of electronic, mechanical, photocopying, recording, broadcasting or otherwise now known or herein after developed without the previous express consent by the copyright owner, except for reproduction in daily press and regular printed publications on sale to the public within 60 days of the event related to those data/results and always provided that copyright symbol appears together as follows below.
© DORNA, 2023

Official MotoGP Timing by  **TISSOT**
www.motogp.com



2023 Riders Performance

Moto3 Race

Rider	Points	POR	ARG	AME	SPA	FRA	ITA	GER	NED	GBR	AUT	CAT	RSM	IND	JPN	INA	AUS	THA	MAL	QAT	VAL
14 ARTIGAS Xavier	67	7	15	9	9	8	8	12	19	6	22	24	20	23	19	26	27	19			
		7-8	15-8	9-3	8-7	8-7	24-NC	11-11	19-14	6-21	22-19	22-12	20-17	22-12	19-NC	26-19	27-16	19-14	-	-	-
15 ROSSI Riccardo	66	12	19	17	21	18	9	22	3	4	6	8	17	14	18	20	18	17			
		12-15	19-NC	17-15	20-NC	22-16	5-8	21-17	3-18	4-13	6-6	10-6	17-18	13-7	17-13	20-13	17-6	17-8	-	-	-
16 FURUSATO Taiyo	56	26	26	19	24	19	13	11	18	18	17	12	14	8	14	6	21	6			
		26-20	26-18	19-20	23-16	15-NC	8-NC	10-10	18-17	18-20	17-18	14-13	14-11	8-NC	13-12	6-7	20-7	6-2	-	-	-
17 SUZUKI Tatsuki	50	15	6	10	16	24	17			10	12	4	16	28	17						
		15-14	6-1	10-NC	15-8	24-13	11-NC	-	-	10-NC	12-13	6-8	16-15	27-NC	16-NC	-	-	-	-	-	-
18 BERTELLE Matteo	42	19	12	8	18	22	6	13	16	15	16	3	19	2	3	8	5	13			
		19-17	12-12	8-NC	17-13	21-17	4-12	12-NC	16-16	15-NC	16-12	5-10	19-20	2-NC	3-NC	8-11	5-9	13-7	-	-	-
19 KELSO Joel	40	3			12	15	2	19	2	5	9	18	11	16	15	13	2	14			
		3-9	-	-	11-18	16-11	21-NC	18-22	2-9	5-16	9-16	-DS	11-19	15-NC	18-15	13-16	2-3	14-12	-	-	-
20 SALVADOR David	31	18	22	12	19	12	20	29	14	21	25	20	23	10			22	28			
		18-13	22-10	12-7	18-NC	12-14	27-18	28-24	14-20	21-6	25-15	18-19	23-NC	10-NC	-	-	21-NC	28-25	-	-	-
21 FENATI Romano	30	25	24	13	4	9	22	23	10	14	14	13	18								
		25-19	24-13	13-16	3-11	9-19	29-17	22-18	10-8	14-10	14-17	29-14	18-10	-	-	-	-	-	-	-	-
22 OGDEN Scott	21	20	8	23	11	21	15	28	13	2	15	14	24	4	21	17		26			
		20-NC	8-5	23-14	10-12	20-NC	9-13	27-20	13-22	29-17	15-22	15-15	24-23	4-NC	21-18	17-NC	-	26-20	-	-	-
23 MIGNO Andrea	17		9	24	15	5	12	14	12												
		-	9-3	24-19	14-17	5-NC	7-16	13-15	12-19	-	-	-	-	-	-	-	-	-	-	-	-
24 FERNANDEZ Adrian	12							24	15							14	9	8			
		-	-	-	-	-	-	23-16	15-NC	-	-	-	-	-	-	-	14-NC	9-5	8-15	-	-
25 FARIOLI Filippo	7	21	21	20	23	16	24	18	21	12	24	15	22	20	22	27	16	24			
		21-NC	21-20	20-18	22-14	17-18	17-NC	17-21	21-21	12-19	24-21	16-NC	22-21	19-11	22-16	27-20	15-NC	24-19	-	-	-
26 FELLON Lorenzo	6	28								25	30	26	25	27	26	24	25	30			
		-NS	-	-	-	-	-	-	-	-	25-24	30-24	24-23	25-24	26-17	26-21	24-23	24-10	30-21	-	-
27 AZMAN Syarifuddin	5	23	20	18	25	10				22	20	30	27	21	23	28	19	20			
		23-22	20-11	18-NC	28-21	10-NC	-	-	-	-	22-NC	20-28	28-24	27-25	20-21	23-19	28-24	18-NC	20-24	-	-
28 CARRARO Nicola Fabio	5															23	23	18			
		-	-	-	-	-	-	-	-	-	-	-	-	-	-	-	23-21	22-11	18-22	-	-
29 AJI Mario	4	22	23	25	28	17	26	20	24	20	27	23	26	24	24	21	24	25			
		22-18	23-NC	25-12	26-19	18-21	18-20	19-19	24-23	20-22	27-26	21-17	26-26	23-18	24-23	21-25	23-NC	25-26	-	-	-

NC=Not classified NL=Not finished first lap NP=Not started race re-start N2=Not finished first lap race re-start EX=Excluded NS=Not Started DS=Disqualified

These data/results cannot be reproduced, stored and/or transmitted in whole or in part by any manner of electronic, mechanical, photocopying, recording, broadcasting or otherwise now known or herein after developed without the previous express consent by the copyright owner, except for reproduction in daily press and regular printed publications on sale to the public within 60 days of the event related to those data/results and always provided that copyright symbol appears together as follows below.
© DORNA, 2023

Official MotoGP Timing by TISSOT
www.motogp.com



	Rider	Points	POR	ARG	AME	SPA	FRA	ITA	GER	NED	GBR	AUT	CAT	RSM	IND	JPN	INA	AUS	THA	MAL	QAT	VAL
30	WHATLEY Joshua	3	24 24-21	28 28-15	27 -NS	27 25-24	26 26-22	27 19-21	25 24-23	23 23-NC	24 24-25	28 28-27	28 26-21	21 21-22	22 21-16	27 27-20	18 18-22	26 26-14	21 21-23	-	-	-
31	ALMANSA David	0	-	25 25-17	28 28-17	29 27-20	-	-	-	-	-	-	25 23-22	-	-	20 20-17	-	-	-	-	-	-
32	ADITAMA Arbi	0	-	-	-	-	-	-	-	-	-	-	-	-	-	15 15-17	-	-	-	-	-	-
33	BUASRI Tatchakorn	0	-	-	-	-	-	-	26 25-25	-	-	29 29-23	27 25-18	-	-	-	-	-	27 27-28	-	-	-
34	PEREZ Vicente	0	-	-	-	-	-	14 26-NC	-	-	-	-	-	-	-	-	-	10 28-NC	23 23-18	-	-	-
35	CARRASCO Ana	0	27 27-23	27 27-21	26 26-21	26 24-22	27 27-20	28 20-22	21 20-27	26 26-24	26 26-23	26 26-25	29 27-25	28 28-27	25 24-19	25 25-22	25 25-NC	-	-	-	-	-
36	LUNETTA Luca	0	-	-	-	-	-	25 28-19	-	-	-	-	-	-	-	-	-	-	-	-	-	-
37	SHAHRIL Danial	0	-	-	-	-	-	-	27 26-26	-	-	-	-	-	26 25-20	-	-	-	-	-	-	-
38	DETTWILER Noah	0	-	-	-	-	-	-	-	-	-	23 23-20	-	-	-	-	29 29-26	-	-	-	-	-
39	KEANKUM Krittapat	0	-	-	-	-	-	-	-	-	-	-	-	-	-	-	-	-	29 29-27	-	-	-

NC=Not classified NL=Not finished first lap NP=Not started race re-start N2=Not finished first lap race re-start EX=Excluded NS=Not Started DS=Disqualified

These data/results cannot be reproduced, stored and/or transmitted in whole or in part by any manner of electronic, mechanical, photocopying, recording, broadcasting or otherwise now known or herein after developed without the previous express consent by the copyright owner, except for reproduction in daily press and regular printed publications on sale to the public within 60 days of the event related to those data/results and always provided that copyright symbol appears together as follows below.
© DORNA, 2023

Official MotoGP Timing by TISSOT
www.motogp.com

Buriram, Sunday, October 29, 2023





4554 m.

OR THAILAND GRAND PRIX
Official Starting Grid

Race : 19 laps = 86.526 km



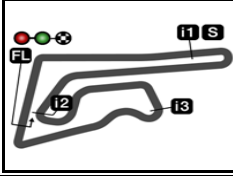
1	1 1'42.061 53 Deniz ÖNCÜ KTM	2 1'42.118 10 Diogo MOREIRA KTM	3 1'42.119 71 Ayumu SASAKI Husqvarna
2	4 1'42.225 6 Ryusei YAMANAKA GASGAS	5 1'42.318 95 Collin VEIJER Husqvarna	6 1'42.471 72 Taiyo FURUSATO Honda
3	7 1'42.474 5 Jaime MASIA Honda	8 1'42.501 31 Adrian FERNANDEZ Honda	9 1'42.523 99 José Antonio RUEDA KTM
4	10 1'42.531 44 David MUÑOZ KTM	11 1'42.541 96 Daniel HOLGADO KTM	12 1'42.585 80 David ALONSO GASGAS
5	13 1'42.618 18 Matteo BERTELLE Honda	14 1'42.695 66 Joel KELSO CFMOTO	15 1'42.951 82 Stefano NEPA KTM
6	16 1'43.065 48 Ivan ORTOLÁ KTM	17 1'43.108 54 Riccardo ROSSI Honda	18 1'44.527 9 Nicola Fabio CARRARO Honda
7	19 1'43.103 43 Xavier ARTIGAS CFMOTO	20 1'43.483 63 Syarifuddin AZMAN KTM	21 1'43.588 70 Joshua WHATLEY Honda
8	22 1'43.603 27 Kaito TOBA Honda	23 1'43.804 21 Vicente PEREZ KTM	24 1'43.905 7 Filippo FARIOLI KTM

The results are provisional until the end of the limit for protest and appeals and until the ratification of the Event Management Committee.

Time limit for protest expires 60' at the latest after publication of the results - Time:

These data/results cannot be reproduced, stored and/or transmitted in whole or in part by any manner of electronic, mechanical, photocopying, recording, broadcasting or otherwise now known or herein after developed without the previous express consent by the copyright owner, except for reproduction in daily press and regular printed publications on sale to the public within 60 days of the event related to those data/results and always provided that copyright symbol appears together as follows below.

© DORNA, 2023



4554 m.

OR THAILAND GRAND PRIX Official Starting Grid

Race : 19 laps = 86.526 km

9

25
1'43.948
64 Mario AJI
Honda

26
1'44.051
19 Scott OGDEN
Honda

27
1'44.520
33 Tatchakorn BUASRI
Honda

10

28
1'44.566
38 David SALVADOR
KTM

29
1'46.158
32 Krittapat KEANKUM
KTM

30
1'43.397
20 Lorenzo FELLON
KTM

The results are provisional until the end of the limit for protest and appeals and until the ratification of the Event Management Committee.

Time limit for protest expires 60' at the latest after publication of the results - Time:

These data/results cannot be reproduced, stored and/or transmitted in whole or in part by any manner of electronic, mechanical, photocopying, recording, broadcasting or otherwise now known or herein after developed without the previous express consent by the copyright owner, except for reproduction in daily press and regular printed publications on sale to the public within 60 days of the event related to those data/results and always provided that copyright symbol appears together as follows below.

© DORNA, 2023

Official MotoGP Timing by **TISSOT**
www.motogp.com


Buriram, Sunday, October 29, 2023





4554 m.

BURIRAM INTERNATIONAL CIRCUIT MOTOR THAILAND GRAND PRIX Race Top Speed & Average

	Rider	Nation	Motorcycle	Top 5 speeds					Average	Top
54	Riccardo ROSSI	ITA	HONDA	237.3	236.3	235.8	235.2	234.7	235.5	237.3
27	Kaito TOBA	JPN	HONDA	236.8	235.8	234.7	234.2	233.7	234.5	236.8
31	Adrian FERNANDEZ	SPA	HONDA	236.8	236.3	235.8	234.7	234.7	235.4	236.8
96	Daniel HOLGADO	SPA	KTM	236.8	236.3	235.8	235.2	234.2	235.7	236.8
44	David MUÑOZ	SPA	KTM	236.3	233.2	226.4	224.5	223.6	228.8	236.3
80	David ALONSO	COL	GASGAS	236.3	233.7	233.2	232.7	231.7	233.5	236.3
72	Taiyo FURUSATO	JPN	HONDA	235.8	234.7	234.7	234.2	233.2	234.0	235.8
9	Nicola Fabio CARRARO	ITA	HONDA	235.2	232.7	232.7	232.2	231.7	232.9	235.2
6	Ryusei YAMANAKA	JPN	GASGAS	234.7	234.7	234.2	233.7	232.7	234.0	234.7
10	Diogo MOREIRA	BRA	KTM	234.7	234.2	234.2	234.2	233.7	234.2	234.7
63	Syarifuddin AZMAN	MAL	KTM	234.7	233.2	231.7	230.2	229.7	231.9	234.7
95	Collin VEIJER	NED	HUSQVARNA	234.7	234.2	231.7	231.2	231.2	232.6	234.7
18	Matteo BERTELLE	ITA	HONDA	234.2	234.2	234.2	233.7	233.7	234.0	234.2
19	Scott OGDEN	GBR	HONDA	234.2	234.2	233.2	232.7	231.7	233.2	234.2
66	Joel KELSO	AUS	CFMOTO	234.2	234.2	234.2	234.2	234.2	234.2	234.2
5	Jaume MASIA	SPA	HONDA	233.7	233.7	233.2	232.7	232.7	233.2	233.7
7	Filippo FARIOLI	ITA	KTM	233.7	233.2	232.7	231.7	231.7	232.3	233.7
21	Vicente PEREZ	SPA	KTM	233.7	232.2	232.2	231.7	230.7	232.1	233.7
43	Xavier ARTIGAS	SPA	CFMOTO	233.7	233.7	233.2	233.2	233.2	233.4	233.7
53	Deniz ÖNCÜ	TUR	KTM	233.7	233.2	232.7	232.7	232.7	233.0	233.7
99	José Antonio RUEDA	SPA	KTM	233.7	233.2	231.7	231.7	231.7	232.3	233.7
20	Lorenzo FELLON	FRA	KTM	233.2	232.2	231.7	231.7	231.2	232.0	233.2
82	Stefano NEPA	ITA	KTM	232.7	232.7	231.7	231.2	231.2	231.9	232.7
38	David SALVADOR	SPA	KTM	232.2	232.2	231.7	231.2	231.2	231.7	232.2
48	Ivan ORTOLÁ	SPA	KTM	232.2	232.2	231.7	231.7	231.7	231.9	232.2
71	Ayumu SASAKI	JPN	HUSQVARNA	232.2	229.7	228.3	226.4	225.9	228.1	232.2
70	Joshua WHATLEY	GBR	HONDA	231.2	231.2	230.2	230.2	228.8	230.3	231.2
64	Mario AJI	INA	HONDA	229.7	229.2	229.2	228.8	228.3	228.9	229.7
33	Tatchakorn BUASRI	THA	HONDA	228.8	228.3	227.8	226.4	226.4	227.5	228.8
32	Krittapat KEANKUM	THA	KTM	225.4	219.5	218.6	218.1	216.0	219.5	225.4

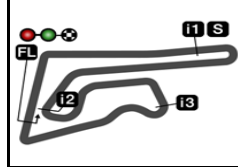
These data/results cannot be reproduced, stored and/or transmitted in whole or in part by any manner of electronic, mechanical, photocopying, recording, broadcasting or otherwise now known or herein after developed without the previous express consent by the copyright owner, except for reproduction in daily press and regular printed publications on sale to the public within 60 days of the event related to those data/results and always provided that copyright symbol appears together as follows below.

© DORNA, 2023

Official MotoGP Timing by TISSOT
www.motogp.com


Buriram, Sunday, October 29, 2023





4554 m.

OR THAILAND GRAND PRIX
Race
Fastest Laps Sequence

Lap	Race Time	 Rider	Nation	Motorcycle	Time	Km/h	Riders's Lap
2	3'28.490	5 Jaume MASIA	SPA	HONDA	1'43.284	158.7	2
2	3'28.802	80 David ALONSO	COL	GASGAS	1'43.254	158.7	2
3	5'12.094	72 Taiyo FURUSATO	JPN	HONDA	1'43.157	158.9	3
3	5'12.155	95 Collin VEIJER	NED	HUSQVARNA	1'43.080	159.0	3
3	5'12.887	53 Deniz ÖNCÜ	TUR	KTM	1'42.658	159.6	3
3	5'13.306	18 Matteo BERTELLE	ITA	HONDA	1'42.651	159.7	3
5	8'41.639	96 Daniel HOLGADO	SPA	KTM	1'42.548	159.8	5
10	17'13.690	53 Deniz ÖNCÜ	TUR	KTM	1'42.346	160.1	10

These data/results cannot be reproduced, stored and/or transmitted in whole or in part by any manner of electronic, mechanical, photocopying, recording, broadcasting or otherwise now known or herein after developed without the previous express consent by the copyright owner, except for reproduction in daily press and regular printed publications on sale to the public within 60 days of the event related to those data/results and always provided that copyright symbol appears together as follows below.

© DORNA, 2023

Official MotoGP Timing by TISSOT
 www.motogp.com

Buriram, Sunday, October 29, 2023

