


4554 m.

OR THAILAND GRAND PRIX
Warm Up
Classification

25

	Rider	Nation	Team	Motorcycle	Time	Lap	Total	Gap	Top Speed
1	20 Fabio QUARTARARO	FRA	Monster Energy Yamaha MotoGP	YAMAHA	1'30.257	6	7		328.2
2	1 Francesco BAGNAIA	ITA	Ducati Lenovo Team	DUCATI	1'30.259	5	7	0.002 0.002	331.2
3	21 Franco MORBIDELLI	ITA	Monster Energy Yamaha MotoGP	YAMAHA	1'30.390	6	7	0.133 0.131	329.2
4	44 Poi ESPARGARO	SPA	GASGAS Factory Racing Tech3	KTM	1'30.401	6	7	0.144 0.011	334.3
5	73 Alex MARQUEZ	SPA	Gresini Racing MotoGP	DUCATI	1'30.498	5	7	0.241 0.097	330.2
6	72 Marco BEZZECCHI	ITA	Mooney VR46 Racing Team	DUCATI	1'30.503	5	7	0.246 0.005	332.3
7	12 Maverick VIÑALES	SPA	Aprilia Racing	APRILIA	1'30.503	6	7	0.246	335.4
8	5 Johann ZARCO	FRA	Prima Pramac Racing	DUCATI	1'30.521	5	7	0.264 0.018	334.3
9	89 Jorge MARTIN	SPA	Prima Pramac Racing	DUCATI	1'30.564	5	7	0.307 0.043	334.3
10	10 Luca MARINI	ITA	Mooney VR46 Racing Team	DUCATI	1'30.566	6	7	0.309 0.002	331.2
11	36 Joan MIR	SPA	Repsol Honda Team	HONDA	1'30.605	6	7	0.348 0.039	330.2
12	33 Brad BINDER	RSA	Red Bull KTM Factory Racing	KTM	1'30.630	5	7	0.373 0.025	328.2
13	49 Fabio DI GIANNANTONIO	ITA	Gresini Racing MotoGP	DUCATI	1'30.649	7	7	0.392 0.019	330.2
14	93 Marc MARQUEZ	SPA	Repsol Honda Team	HONDA	1'30.741	6	7	0.484 0.092	331.2
15	23 Enea BASTIANINI	ITA	Ducati Lenovo Team	DUCATI	1'30.810	7	7	0.553 0.069	329.2
16	43 Jack MILLER	AUS	Red Bull KTM Factory Racing	KTM	1'30.811	5	7	0.554 0.001	329.2
17	25 Raul FERNANDEZ	SPA	CryptoDATA RNF MotoGP Team	APRILIA	1'30.852	5	6	0.595 0.041	328.2
18	30 Takaaki NAKAGAMI	JPN	LCR Honda IDEMITSU	HONDA	1'30.896	4	7	0.639 0.044	329.2
19	37 Augusto FERNANDEZ	SPA	GASGAS Factory Racing Tech3	KTM	1'30.914	6	7	0.657 0.018	327.2
20	88 Miguel OLIVEIRA	POR	CryptoDATA RNF MotoGP Team	APRILIA	1'30.935	6	7	0.678 0.021	329.2
21	41 Aleix ESPARGARO	SPA	Aprilia Racing	APRILIA	1'31.245	5	7	0.988 0.310	334.3

Practice condition: **Dry**
 Air: **32°**
 Humidity: **63%**
 Ground: **44°**

Fastest Lap:	Lap: 6	Fabio QUARTARARO	1'30.257	181.6 Km/h
Best Race Lap:	2019	Marc MARQUEZ	1'30.904	180.3 Km/h
All Time Lap Record:	2023	Jorge MARTIN	1'29.287	183.6 Km/h

The results are provisional until the end of the limit for protest and appeals.

Time limit for protest expires 60' after publication of the results - Time:

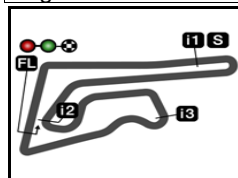
These data/results cannot be reproduced, stored and/or transmitted in whole or in part by any manner of electronic, mechanical, photocopying, recording, broadcasting or otherwise now known or herein after developed without the previous express consent by the copyright owner, except for reproduction in daily press and regular printed publications on sale to the public within 60 days of the event related to those data/results and always provided that copyright symbol appears together as follows below.

© DORNA, 2023

Official MotoGP Timing by **TISSOT**
 www.motogp.com

Buriram, Sunday, October 29, 2023





4554 m.

OR THAILAND GRAND PRIX

Warm Up

Top Speed & Average

26



Rider	Nation	Motorcycle	Top 5 speeds					Average	Top
12 Maverick VIÑALES	SPA	APRILIA	335.4	333.3	333.3	332.3	330.2	332.9	335.4
5 Johann ZARCO	FRA	DUCATI	334.3	334.3	328.2	326.2	326.2	329.8	334.3
41 Aleix ESPARGARO	SPA	APRILIA	334.3	333.3	331.2	330.2	330.2	331.8	334.3
44 Pol ESPARGARO	SPA	KTM	334.3	331.2	331.2	330.2	327.2	330.2	334.3
89 Jorge MARTIN	SPA	DUCATI	334.3	332.3	331.2	330.2	328.2	331.2	334.3
72 Marco BEZZECCHI	ITA	DUCATI	332.3	331.2	331.2	330.2	330.2	331.0	332.3
1 Francesco BAGNAIA	ITA	DUCATI	331.2	331.2	331.2	330.2	330.2	330.8	331.2
10 Luca MARINI	ITA	DUCATI	331.2	330.2	324.3	323.3	321.4	326.1	331.2
93 Marc MARQUEZ	SPA	HONDA	331.2	330.2	329.2	329.2	326.2	329.2	331.2
36 Joan MIR	SPA	HONDA	330.2	329.2	329.2	328.2	326.2	328.6	330.2
49 Fabio DI GIANNANTONIO	ITA	DUCATI	330.2	330.2	329.2	329.2	327.2	329.2	330.2
73 Alex MARQUEZ	SPA	DUCATI	330.2	329.2	329.2	328.2	327.2	328.5	330.2
21 Franco MORBIDELLI	ITA	YAMAHA	329.2	329.2	329.2	328.2	328.2	328.8	329.2
23 Enea BASTIANINI	ITA	DUCATI	329.2	327.2	322.3	321.4	320.4	324.1	329.2
30 Takaaki NAKAGAMI	JPN	HONDA	329.2	324.3	324.3	324.3	310.3	322.5	329.2
43 Jack MILLER	AUS	KTM	329.2	329.2	328.2	328.2	328.2	328.6	329.2
88 Miguel OLIVEIRA	POR	APRILIA	329.2	329.2	328.2	327.2	327.2	328.0	329.2
20 Fabio QUARTARARO	FRA	YAMAHA	328.2	328.2	328.2	328.2	328.2	328.2	328.2
25 Raul FERNANDEZ	SPA	APRILIA	328.2	326.2	326.2	325.3	296.7	320.5	328.2
33 Brad BINDER	RSA	KTM	328.2	328.2	327.2	327.2	327.2	327.5	328.2
37 Augusto FERNANDEZ	SPA	KTM	327.2	327.2	325.3	325.3	325.3	326.1	327.2

These data/results cannot be reproduced, stored and/or transmitted in whole or in part by any manner of electronic, mechanical, photocopying, recording, broadcasting or otherwise now known or herein after developed without the previous express consent of the copyright owner, except for reproduction in daily press and regular printed publications on sale to the public within 60 days of the event related to those data/results and always provided that copyright symbol appears together as follows below.

© DORNA, 2023

Official MotoGP Timing by TISSOT
www.motogp.com



Buriram, Sunday, October 29, 2023



BURIRAM THAILAND GRAND PRIX

Warm Up

Chronological Analysis of Performances

27

* Lap / Sector time cancelled **T1** Time from finish line to 1st intermediate **T3** Time from 2nd intermed. to 3rd intermed.
P Crossing the finish line in pit lane **T2** Time from 1st intermed. to 2nd intermed. **T4** Time from 3rd intermediate to finish line
****** Tyre data subject to further updates

Lap	Lap Time	T1	T2	T3	T4	Speed	Lap	Lap Time	T1	T2	T3	T4	Speed	
1st	20	Fabio QUARTARARO YAMAHA FRA Monster Energy Yamaha MotoGP						3	1'31.290	18.615	26.332	23.089	23.254	327.2
		Runs=1 Total laps=7 Full laps=6 Valid laps=6						4	1'30.986	18.538	25.918	23.188	23.342	327.2
		Runs=1 Total laps=7 Full laps=6 Valid laps=6						5	1'30.696	18.591	26.002	22.932	23.171	331.2
Run # 1	Front Tyre Slick-Medium		Rear Tyre Slick-Hard		New Tyre			6	1'30.401	18.404	25.946	22.920	23.131	331.2
	9 Laps at start							7	1'42.739	18.498	26.123	31.390	26.728	334.3
1	1'33.295	15.494	28.021	24.252	23.562	312.1								
2	1'31.078	18.678	26.085	23.151	23.164	328.2								
3	1'30.945	18.557	25.868	22.948	23.572	328.2								
4	1'30.392	18.559	25.856	22.960	23.017	328.2								
5	1'30.311	18.478	25.833	22.919	23.081	328.2								
6	1'30.257	18.526	25.717	22.911	23.103	328.2								
7	1'30.471	18.572	25.810	22.914	23.175	327.2								
2nd	1	Francesco BAGNAIA DUCATI ITA Ducati Lenovo Team												
		Runs=1 Total laps=7 Full laps=6 Valid laps=5												
Run # 1	Front Tyre Slick-Medium		Rear Tyre Slick-Hard		New Tyre									
	8 Laps at start													
1	1'36.538	15.617	28.008	24.065	23.440	280.5								
2	1'30.980 *	18.729*	26.140	23.017	23.094	329.2								
3	1'30.436	18.586	25.863	22.893	23.094	330.2								
4	1'30.418	18.561	25.933	22.848	23.076	330.2								
5	1'30.259	18.531	25.896	22.833	22.999	331.2								
6	1'30.444	18.506	25.882	22.925	23.131	331.2								
7	1'30.631	18.589	25.892	22.969	23.181	331.2								
3rd	21	Franco MORBIDELLI YAMAHA ITA Monster Energy Yamaha MotoGP												
		Runs=1 Total laps=7 Full laps=6 Valid laps=6												
Run # 1	Front Tyre Slick-Medium		Rear Tyre Slick-Hard		New Tyre									
	8 Laps at start													
1	2'03.854	17.943	28.434	24.365	23.873	289.5								
2	1'31.876	18.676	26.449	23.342	23.409	329.2								
3	1'31.014	18.707	26.186	22.992	23.129	325.3								
4	1'30.678	18.542	25.994	22.978	23.164	329.2								
5	1'30.499	18.604	25.911	22.852	23.132	329.2								
6	1'30.390	18.519	25.865	22.967	23.039	328.2								
7	1'30.883	18.653	25.967	23.053	23.210	328.2								
4th	44	Poi ESPARGARO KTM SPA GASGAS Factory Racing Tech3												
		Runs=1 Total laps=7 Full laps=6 Valid laps=6												
Run # 1	Front Tyre Slick-Hard		Rear Tyre Slick-Hard		New Tyre									
	New Tyre													
1	2'05.520	17.698	28.863	24.600	24.418	257.1								
2	1'33.191	18.853	26.896	23.521	23.921	330.2								
5th	73	Alex MARQUEZ DUCATI SPA Gresini Racing MotoGP												
		Runs=1 Total laps=7 Full laps=6 Valid laps=6												
Run # 1	Front Tyre Slick-Medium		Rear Tyre Slick-Hard		New Tyre									
	4 Laps at start													
1	1'37.727	16.389	28.168	24.300	23.768	266.6								
2	1'31.232	18.647	26.276	23.118	23.191	329.2								
3	1'30.713	18.563	26.096	22.834	23.220	330.2								
4	1'30.697	18.473	26.036	22.957	23.231	329.2								
5	1'30.498	18.556	25.935	22.839	23.168	327.2								
6	1'30.746	18.590	25.977	22.957	23.222	328.2								
7	1'30.758	18.596	25.997	22.986	23.179	327.2								
6th	72	Marco BEZZECCHI DUCATI ITA Mooney VR46 Racing Team												
		Runs=1 Total laps=7 Full laps=6 Valid laps=6												
Run # 1	Front Tyre Slick-Medium		Rear Tyre Slick-Hard		New Tyre									
	9 Laps at start													
1	2'00.886	15.911	29.133	25.933	37.797	293.4								
2	1'31.938	18.813	26.357	23.236	23.532	332.3								
3	1'30.612	18.587	25.840	22.983	23.202	329.2								
4	1'31.017	18.612	25.941	23.139	23.325	330.2								
5	1'30.503	18.461	25.735	23.214	23.093	331.2								
6	1'30.788	18.542	25.823	23.251	23.172	331.2								
7	1'30.686	18.561	25.824	23.098	23.203	330.2								
7th	12	Maverick VIÑALES APRILIA SPA Aprilia Racing												
		Runs=1 Total laps=7 Full laps=6 Valid laps=4												
Run # 1	Front Tyre Slick-Hard		Rear Tyre Slick-Hard		New Tyre									
	New Tyre													
1	2'21.453	16.100	27.795	24.089	23.688	311.2								
2	1'31.632	18.633	26.180	23.071	23.748	330.2								
3	1'31.887 *	18.626	26.502*	23.600	23.159	332.3								
4	1'30.770	18.506	26.118	22.965	23.181	333.3								
5	1'32.672	20.069	26.301	23.067	23.235	323.3								
6	1'30.503	18.591	25.958	22.877	23.077	333.3								
7	1'34.017 *	18.514	28.758*	23.438	23.307	335.4								

Fastest Lap: Fabio QUARTARARO Monster Energy Yama FRA **1'30.257** 18.526 25.717 22.911 23.103

These data/results cannot be reproduced, stored and/or transmitted in whole or in part by any manner of electronic, mechanical, photocopying, recording, broadcasting or otherwise now known or herein after developed without the previous express consent by the copyright owner, except for reproduction in daily press and regular printed publications on sale to the public within 60 days of the event related to those data/results and always provided that copyright symbol appears together as follows below.
 © DORNA, 2023



Warm Up

MotoGP

Lap	Lap Time	T1	T2	T3	T4	Speed	Lap	Lap Time	T1	T2	T3	T4	Speed	
8th	5	Johann ZARCO				DUCATI	FRA	1	2'05.151	18.016	28.561	24.194	24.868	263.4
		Prima Pramac Racing						2	1'32.348 *	18.827*	26.515	23.468	23.538	327.2
		Runs=1	Total laps=7	Full laps=6	Valid laps=6			3	1'31.295	18.702	26.248	22.997	23.348	328.2
Run #	1	Front Tyre	Slick-Medium	Rear Tyre	Slick-Hard			4	1'30.963	18.652	26.079	23.036	23.196	327.2
		9 Laps at start				New Tyre		5	1'30.630	18.561	26.060	22.883	23.126	328.2
1	2'05.685	16.402	29.229	24.386	24.263	233.2		6	1'30.630	18.635	25.951	22.874	23.170	327.2
2	1'32.119	18.719	26.518	23.432	23.450	328.2		7	1'30.723	18.597	26.022	22.977	23.127	327.2
3	1'31.218	18.684	26.245	23.036	23.253	326.2								
4	1'31.212	18.624	26.208	23.183	23.197	322.3								
5	1'30.521	18.510	25.986	22.959	23.066	334.3								
6	1'30.712	18.573	25.979	23.012	23.148	326.2								
7	1'30.571	18.542	25.869	23.033	23.127	334.3								
9th	89	Jorge MARTIN				DUCATI	SPA	1	1'35.685	15.816	28.013	24.133	24.109	291.8
		Prima Pramac Racing						2	1'31.847 *	18.793	26.196	23.188	23.670*	327.2
		Runs=1	Total laps=7	Full laps=6	Valid laps=4			3	1'31.649	19.023	26.176	23.073	23.377	329.2
Run #	1	Front Tyre	Slick-Medium	Rear Tyre	Slick-Hard			4	1'31.287	18.678	26.094	23.030	23.485	329.2
		8 Laps at start				New Tyre		5	1'30.828	18.607	26.092	22.925	23.204	324.3
1	2'14.164	16.264	27.957	24.251	23.560	288.0		6	1'31.013	18.685	26.118	22.956	23.254	330.2
2	1'35.920	18.796	26.393	23.422	27.309	328.2		7	1'30.649	18.523	25.999	22.910	23.217	330.2
3	1'31.789 *	18.920	26.326*	23.258	23.285	325.3								
4	1'31.291	18.638	26.154	23.146	23.353	330.2								
5	1'30.564	18.525	25.911	22.902	23.226	332.3								
6	1'33.730	18.542	25.929	23.047	26.212	331.2								
7	1'36.702 *	18.639	26.993*	25.409	25.661	334.3								
10th	10	Luca MARINI				DUCATI	ITA	1	1'58.228	15.650	28.862	25.027	32.709	293.4
		Mooney VR46 Racing Team						2	1'40.726	19.096	32.598	25.415	23.617	325.3
		Runs=1	Total laps=7	Full laps=6	Valid laps=6			3	1'31.813	18.593	26.227	23.400	23.593	326.2
Run #	1	Front Tyre	Slick-Medium	Rear Tyre	Slick-Hard			4	1'31.013	18.633	26.071	23.105	23.204	329.2
		8 Laps at start				New Tyre		5	1'30.794	18.599	25.965	22.975	23.255	331.2
1	2'14.845	15.475	28.406	24.086	23.682	279.0		6	1'30.741	18.581	25.888	22.980	23.292	330.2
2	1'33.954	18.539	26.232	23.290	25.893	324.3		7	1'30.821	18.570	25.870	23.064	23.317	329.2
3	1'33.364	20.352	26.502	23.139	23.371	276.2								
4	1'31.178	18.527	26.140	23.211	23.300	323.3								
5	1'31.077	18.464	26.231	23.106	23.276	321.4								
6	1'30.566	18.423	25.947	23.072	23.124	330.2								
7	1'30.889	18.476	25.887	23.215	23.311	331.2								
14th	93	Marc MARQUEZ				HONDA	SPA	1	1'58.228	15.650	28.862	25.027	32.709	293.4
		Repsol Honda Team						2	1'40.726	19.096	32.598	25.415	23.617	325.3
		Runs=1	Total laps=7	Full laps=6	Valid laps=6			3	1'31.813	18.593	26.227	23.400	23.593	326.2
Run #	1	Front Tyre	Slick-Medium	Rear Tyre	Slick-Hard			4	1'31.013	18.633	26.071	23.105	23.204	329.2
		8 Laps at start				New Tyre		5	1'30.794	18.599	25.965	22.975	23.255	331.2
1	2'14.845	15.475	28.406	24.086	23.682	279.0		6	1'30.741	18.581	25.888	22.980	23.292	330.2
2	1'33.954	18.539	26.232	23.290	25.893	324.3		7	1'30.821	18.570	25.870	23.064	23.317	329.2
3	1'33.364	20.352	26.502	23.139	23.371	276.2								
4	1'31.178	18.527	26.140	23.211	23.300	323.3								
5	1'31.077	18.464	26.231	23.106	23.276	321.4								
6	1'30.566	18.423	25.947	23.072	23.124	330.2								
7	1'30.889	18.476	25.887	23.215	23.311	331.2								
15th	23	Enea BASTIANINI				DUCATI	ITA	1	2'15.616	16.132	28.053	24.121	23.772	288.7
		Ducati Lenovo Team						2	1'33.157	18.575	26.422	23.181	24.979	322.3
		Runs=1	Total laps=7	Full laps=6	Valid laps=6			3	1'33.836	19.919	27.389	23.157	23.371	266.0
Run #	1	Front Tyre	Slick-Medium	Rear Tyre	Slick-Hard			4	1'30.908	18.602	26.052	22.974	23.280	329.2
		8 Laps at start				New Tyre		5	1'31.520	18.505	26.180	23.356	23.479	320.4
1	2'02.007	15.916	27.965	24.397	31.468	297.5		6	1'30.825	18.475	26.030	23.085	23.235	321.4
2	1'38.652	19.239	32.098	23.705	23.610	317.6		7	1'30.810	18.477	26.048	23.060	23.225	327.2
3	1'31.360	18.736	26.075	23.151	23.398	326.2								
4	1'31.056	18.646	26.044	23.007	23.359	329.2								
5	1'30.622	18.554	25.882	22.958	23.228	328.2								
6	1'30.605	18.575	25.862	22.966	23.202	330.2								
7	1'30.789	18.610	25.915	23.054	23.210	329.2								
16th	43	Jack MILLER				KTM	AUS	1	2'03.524	16.164	28.653	24.351	27.945	263.4
		Red Bull KTM Factory Racing						2	1'32.276 *	18.918*	26.389	23.388	23.581	326.2
		Runs=1	Total laps=7	Full laps=6	Valid laps=5			3	1'37.475	18.913	26.217	24.697	27.648	328.2
Run #	1	Front Tyre	Slick-Medium	Rear Tyre	Slick-Hard			4	1'30.922	18.620	26.049	22.990	23.263	329.2
		8 Laps at start				New Tyre		5	1'30.811	18.626	25.968	23.014	23.203	329.2
1	2'03.524	16.164	28.653	24.351	27.945	263.4								
2	1'32.276 *	18.918*	26.389	23.388	23.581	326.2								
3	1'37.475	18.913	26.217	24.697	27.648	328.2								
4	1'30.922	18.620	26.049	22.990	23.263	329.2								
5	1'30.811	18.626	25.968	23.014	23.203	329.2								

Fastest Lap: Fabio QUARTARARO Monster Energy Yama FRA **1'30.257** 18.526 25.717 22.911 23.103

These data/results cannot be reproduced, stored and/or transmitted in whole or in part by any manner of electronic, mechanical, photocopying, recording, broadcasting or otherwise now known or herein after developed without the previous express consent by the copyright owner, except for reproduction in daily press and regular printed publications on sale to the public within 60 days of the event related to those data/results and always provided that copyright symbol appears together as follows below.
© DORNA, 2023



Warm Up

MotoGP

Lap	Lap Time	T1	T2	T3	T4	Speed	Lap	Lap Time	T1	T2	T3	T4	Speed
6	1'35.971	18.621			23.494	328.2	Run # 1	Front Tyre	Slick-Hard	Rear Tyre	Slick-Hard		
7	1'30.845	18.642	25.899	23.027	23.277	328.2		New Tyre		New Tyre			

17th 25 **Raul FERNANDEZ** APRILIA SPA
CryptoDATA RNF MotoGP Team
Runs=1 Total laps=6 Full laps=5 Valid laps=5

Run #	1	Front Tyre	Slick-Hard	Rear Tyre	Slick-Hard	Speed
			New Tyre	New Tyre		
1	2'26.110	16.010	28.381	24.336	23.813	296.7
2	1'32.541	19.020	26.683	23.473	23.365	325.3
3	1'31.169	18.792	26.101	23.012	23.264	326.2
4	1'31.314	18.783	26.141	23.111	23.279	326.2
5	1'30.852	18.699	25.977	22.957	23.219	328.2
6	1'36.215	21.268	27.554	23.442	23.951	259.6

18th 30 **Takaaki NAKAGAMI** HONDA JPN
LCR Honda IDEMITSU
Runs=1 Total laps=7 Full laps=6 Valid laps=4

Run #	1	Front Tyre	Slick-Medium	Rear Tyre	Slick-Hard	Speed
			8 Laps at start	New Tyre		
1	1'58.466	16.923	33.620	25.408	26.051	253.5
2	1'34.507	* 19.053*	27.936	24.068	23.450	310.3
3	1'31.367	* 18.820	26.218*	23.108	23.221	324.3
4	1'30.896	18.707	25.994	23.078	23.117	324.3
5	1'33.143	18.715	25.989	22.964	25.475	324.3
6	1'43.092	22.929	28.835	25.388	25.940	159.5
7	1'31.180	18.698	26.180	23.059	23.243	329.2

19th 37 **Augusto FERNANDEZ** KTM SPA
GASGAS Factory Racing Tech3
Runs=1 Total laps=7 Full laps=6 Valid laps=6

Run #	1	Front Tyre	Slick-Medium	Rear Tyre	Slick-Hard	Speed
			5 Laps at start	New Tyre		
1	2'10.609	17.377	30.270	24.289	34.533	270.6
2	1'32.845	18.994	26.859	23.350	23.642	322.3
3	1'32.534	18.850	26.266	23.426	23.992	325.3
4	1'31.408	18.719	26.378	22.960	23.351	325.3
5	1'31.030	18.712	26.093	22.865	23.360	327.2
6	1'30.914	18.666	26.068	23.023	23.157	327.2
7	1'31.049	18.697	26.112	22.942	23.298	325.3

20th 88 **Miguel OLIVEIRA** APRILIA POR
CryptoDATA RNF MotoGP Team
Runs=1 Total laps=7 Full laps=6 Valid laps=6

Run #	1	Front Tyre	Slick-Hard	Rear Tyre	Slick-Hard	Speed
			New Tyre	New Tyre		
1	2'10.025	16.690	28.919	24.797	24.368	254.7
2	1'33.047	18.910	26.658	23.807	23.672	327.2
3	1'31.767	18.754	26.320	23.176	23.517	327.2
4	1'31.129	18.693	26.184	23.035	23.217	329.2
5	1'31.233	18.640	26.087	23.105	23.401	329.2
6	1'30.935	18.671	26.052	23.031	23.181	328.2
7	1'31.273	18.698	26.059	23.180	23.336	327.2

21st 41 **Aleix ESPARGARO** APRILIA SPA
Aprilia Racing
Runs=1 Total laps=7 Full laps=6 Valid laps=6

Fastest Lap:	Fabio QUARTARARO	Monster Energy Yama	FRA	1'30.257	18.526	25.717	22.911	23.103
---------------------	------------------	---------------------	-----	----------	--------	--------	--------	--------

These data/results cannot be reproduced, stored and/or transmitted in whole or in part by any manner of electronic, mechanical, photocopying, recording, broadcasting or otherwise now known or herein after developed without the previous express consent by the copyright owner, except for reproduction in daily press and regular printed publications on sale to the public within 60 days of the event related to those data/results and always provided that copyright symbol appears together as follows below.
© DORNA, 2023





OR THAILAND GRAND PRIX
Official Starting Grid

Race : 26 laps = 118.404 km

28



1	1 1'29.287 89 Jorge MARTIN Ducati	2 1'29.425 10 Luca MARINI Ducati	3 1'29.461 41 Aleix ESPARGARO Aprilia
2	4 1'29.483 72 Marco BEZZECCHI Ducati	5 1'29.496 33 Brad BINDER KTM	6 1'29.527 1 Francesco BAGNAIA Ducati
3	7 1'29.600 73 Alex MARQUEZ Ducati	8 1'29.622 93 Marc MARQUEZ Honda	9 1'29.701 12 Maverick VIÑALES Aprilia
4	10 1'29.707 20 Fabio QUARTARARO Yamaha	11 1'29.923 5 Johann ZARCO Ducati	12 1'30.077 37 Augusto FERNANDEZ KTM
5	13 1'29.850 49 Fabio DI GIANNANTONIO Ducati	14 1'29.914 25 Raul FERNANDEZ Aprilia	15 1'30.096 43 Jack MILLER KTM
6	16 1'30.115 30 Takaaki NAKAGAMI Honda	17 1'30.124 44 Pol ESPARGARO KTM	18 1'30.158 21 Franco MORBIDELLI Yamaha
7	19 1'30.263 36 Joan MIR Honda	20 1'30.442 88 Miguel OLIVEIRA Aprilia	21 1'30.677 23 Enea BASTIANINI Ducati

The results are provisional until the end of the limit for protest and appeals and until the ratification of the Event Management Committee.

Time limit for protest expires 60' at the latest after publication of the results - Time:

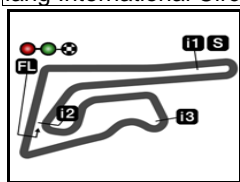
These data/results cannot be reproduced, stored and/or transmitted in whole or in part by any manner of electronic, mechanical, photocopying, recording, broadcasting or otherwise now known or herein after developed without the previous express consent by the copyright owner, except for reproduction in daily press and regular printed publications on sale to the public within 60 days of the event related to those data/results and always provided that copyright symbol appears together as follows below.

© DORNA, 2023

Official MotoGP Timing by TISSOT
www.motogp.com

Buriram, Sunday, October 29, 2023





4554 m.

OR THAILAND GRAND PRIX

Warm Up

Best Partial Times

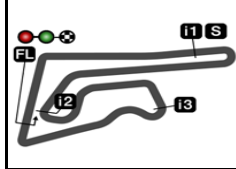
IT Ideal Lap Time, sum of the best partial times

BT Best Lap Time

T1		T2		T3		T4				IT		BT	
Pos	Rider	Time	Rider	Time	Rider	Time	Rider	Time	Pos	Rider	IT	BT	
1	P.ESPARGARO	18.404	F.QUARTARARO	25.717	F.BAGNAIA	22.833	F.BAGNAIA	22.999	1	F.QUARTARAR	1'30.123	1'30.257	(1)
2	L.MARINI	18.423	M.BEZZECCHI	25.735	A.MARQUEZ	22.834	F.QUARTARARO	23.017	2	F.BAGNAIA	1'30.201	1'30.259	(2)
3	M.BEZZECCHI	18.461	J.MIR	25.862	F.MORBIDELLI	22.852	F.MORBIDELLI	23.039	3	M.BEZZECCHI	1'30.272	1'30.503	(6)
4	A.MARQUEZ	18.473	F.BAGNAIA	25.863	A.FERNANDEZ	22.865	J.ZARCO	23.066	4	F.MORBIDELLI	1'30.275	1'30.390	(3)
5	E.BASTIANINI	18.475	F.MORBIDELLI	25.865	B.BINDER	22.874	M.VIÑALES	23.077	5	P.ESPARGAR	1'30.373	1'30.401	(4)
6	F.QUARTARARO	18.478	J.ZARCO	25.869	M.VIÑALES	22.877	M.BEZZECCHI	23.093	6	J.ZARCO	1'30.404	1'30.521	(8)
7	F.BAGNAIA	18.506	M.MARQUEZ	25.870	J.MARTIN	22.902	T.NAKAGAMI	23.117	7	A.MARQUEZ	1'30.410	1'30.498	(5)
8	M.VIÑALES	18.506	L.MARINI	25.887	F.DI GIANNANTO	22.910	L.MARINI	23.124	8	M.VIÑALES	1'30.418	1'30.503	(7)
9	J.ZARCO	18.510	J.MILLER	25.899	F.QUARTARARO	22.911	B.BINDER	23.126	9	L.MARINI	1'30.506	1'30.566	(10)
10	F.MORBIDELLI	18.519	J.MARTIN	25.911	P.ESPARGARO	22.920	P.ESPARGARO	23.131	10	B.BINDER	1'30.512	1'30.630	(12)
11	F.DI GIANNANTO	18.523	P.ESPARGARO	25.918	R.FERNANDEZ	22.957	A.FERNANDEZ	23.157	11	J.MARTIN	1'30.564	1'30.564	(9)
12	J.MARTIN	18.525	A.MARQUEZ	25.935	J.MIR	22.958	A.MARQUEZ	23.168	12	J.MIR	1'30.576	1'30.605	(11)
13	J.MIR	18.554	B.BINDER	25.951	J.ZARCO	22.959	M.OLIVEIRA	23.181	13	M.MARQUEZ	1'30.619	1'30.741	(14)
14	B.BINDER	18.561	M.VIÑALES	25.958	T.NAKAGAMI	22.964	J.MIR	23.202	14	F.DI GIANNAN	1'30.636	1'30.649	(13)
15	M.MARQUEZ	18.570	R.FERNANDEZ	25.977	E.BASTIANINI	22.974	J.MILLER	23.203	15	E.BASTIANINI	1'30.704	1'30.810	(15)
16	A.ESPARGARO	18.579	T.NAKAGAMI	25.989	M.MARQUEZ	22.975	F.DI GIANNANTO	23.204	16	J.MILLER	1'30.712	1'30.811	(16)
17	J.MILLER	18.620	F.DI GIANNANTO	25.999	M.BEZZECCHI	22.983	M.MARQUEZ	23.204	17	A.FERNANDEZ	1'30.756	1'30.914	(19)
18	M.OLIVEIRA	18.640	E.BASTIANINI	26.030	J.MILLER	22.990	R.FERNANDEZ	23.219	18	T.NAKAGAMI	1'30.768	1'30.896	(18)
19	A.FERNANDEZ	18.666	M.OLIVEIRA	26.052	A.ESPARGARO	23.008	E.BASTIANINI	23.225	19	R.FERNANDEZ	1'30.852	1'30.852	(17)
20	T.NAKAGAMI	18.698	A.FERNANDEZ	26.068	M.OLIVEIRA	23.031	J.MARTIN	23.226	20	M.OLIVEIRA	1'30.904	1'30.935	(20)
21	R.FERNANDEZ	18.699	A.ESPARGARO	26.186	L.MARINI	23.072	A.ESPARGARO	23.304	21	A.ESPARGAR	1'31.077	1'31.245	(21)

These data/results cannot be reproduced, stored and/or transmitted in whole or in part by any manner of electronic, mechanical, photocopying, recording, broadcasting or otherwise now known or herein after developed without the previous express consent by the copyright owner, except for reproduction in daily press and regular printed publications on sale to the public within 60 days of the event related to those data/results and always provided that copyright symbol appears together as follows below.
© DORNA, 2023






4554 m.

BURIRAM THAILAND GRAND PRIX

Warm Up

Fastest Laps Sequence

<i>Practice Time</i>	 <i>Rider</i>	<i>Nation</i>	<i>Motorcycle</i>	<i>Time</i>	<i>Km/h</i>	<i>Rider's Lap</i>
3'04.373	20 Fabio QUARTARARO	FRA	YAMAHA	1'31.078	180.0	2
4'35.318	20 Fabio QUARTARARO	FRA	YAMAHA	1'30.945	180.2	3
4'37.954	1 Francesco BAGNAIA	ITA	DUCATI	1'30.436	181.2	3
6'05.710	20 Fabio QUARTARARO	FRA	YAMAHA	1'30.392	181.3	4
7'36.021	20 Fabio QUARTARARO	FRA	YAMAHA	1'30.311	181.5	5
7'38.631	1 Francesco BAGNAIA	ITA	DUCATI	1'30.259	181.6	5
9'06.278	20 Fabio QUARTARARO	FRA	YAMAHA	1'30.257	181.6	6

These data/results cannot be reproduced, stored and/or transmitted in whole or in part by any manner of electronic, mechanical, photocopying, recording, broadcasting or otherwise now known or herein after developed without the previous express consent by the copyright owner, except for reproduction in daily press and regular printed publications on sale to the public within 60 days of the event related to those data/results and always provided that copyright symbol appears together as follows below.

© DORNA, 2023

Official MotoGP Timing by **TISSOT**
www.motogp.com

Buriram, Sunday, October 29, 2023

