

5543 m.

PETRONAS GRAND PRIX OF MALAYSIA

Practice
Classification

6

		Rider	Nation	Team	Motorcycle	Time	Lap Total	Gap	Top Speed
1	73	Alex MARQUEZ	SPA	Gresini Racing MotoGP	DUCATI	1'57.823	19 19		331.2
2	89	Jorge MARTIN	SPA	Prima Pramac Racing	DUCATI	1'57.997	19 20	0.174 0.174	333.3
3	43	Jack MILLER	AUS	Red Bull KTM Factory Racing	KTM	1'58.232	19 20	0.409 0.235	334.3
4	33	Brad BINDER	RSA	Red Bull KTM Factory Racing	KTM	1'58.307	19 19	0.484 0.075	334.3
5	12	Maverick VIÑALES	SPA	Aprilia Racing	APRILIA	1'58.312	15 17	0.489 0.005	333.3
6	10	Luca MARINI	ITA	Mooney VR46 Racing Team	DUCATI	1'58.334	21 21	0.511 0.022	330.2
7	20	Fabio QUARTARARO	FRA	Monster Energy Yamaha MotoGP	YAMAHA	1'58.399	15 19	0.576 0.065	331.2
8	1	Francesco BAGNAIA	ITA	Ducati Lenovo Team	DUCATI	1'58.420	16 20	0.597 0.021	334.3
9	72	Marco BEZZECCHI	ITA	Mooney VR46 Racing Team	DUCATI	1'58.450	18 21	0.627 0.030	333.3
10	5	Johann ZARCO	FRA	Prima Pramac Racing	DUCATI	1'58.487	15 16	0.664 0.037	331.2
11	21	Franco MORBIDELLI	ITA	Monster Energy Yamaha MotoGP	YAMAHA	1'58.571	15 19	0.748 0.084	331.2
12	23	Enea BASTIANINI	ITA	Ducati Lenovo Team	DUCATI	1'58.605	19 19	0.782 0.034	333.3
13	37	Augusto FERNANDEZ	SPA	GASGAS Factory Racing Tech3	KTM	1'58.678	19 20	0.855 0.073	330.2
14	49	Fabio DI GIANNANTONIO	ITA	Gresini Racing MotoGP	DUCATI	1'58.709	13 15	0.886 0.031	327.2
15	93	Marc MARQUEZ	SPA	Repsol Honda Team	HONDA	1'58.788	18 19	0.965 0.079	332.3
16	36	Joan MIR	SPA	Repsol Honda Team	HONDA	1'58.902	18 19	1.079 0.114	334.3
17	44	Poi ESPARGARO	SPA	GASGAS Factory Racing Tech3	KTM	1'58.974	17 17	1.151 0.072	332.3
18	25	Raul FERNANDEZ	SPA	CryptoDATA RNF MotoGP Team	APRILIA	1'59.024	13 15	1.201 0.050	328.2
19	88	Miguel OLIVEIRA	POR	CryptoDATA RNF MotoGP Team	APRILIA	1'59.150	7 16	1.327 0.126	332.3
20	41	Aleix ESPARGARO	SPA	Aprilia Racing	APRILIA	1'59.726	4 9	1.903 0.576	332.3
21	30	Takaaki NAKAGAMI	JPN	LCR Honda IDEMITSU	HONDA	1'59.755	17 22	1.932 0.029	327.2
22	19	Alvaro BAUTISTA	SPA	Aruba.it Racing	DUCATI	2'00.370	20 21	2.547 0.615	326.2
23	27	Iker LECUONA	SPA	LCR Honda CASTROL	HONDA	2'00.451	17 22	2.628 0.081	328.2

Practice condition: **Dry**Air: **33°**Humidity: **62%**Ground: **42°**

Fastest Lap:	Lap: 19	Alex MARQUEZ	1'57.823	169.3 Km/h
Best Race Lap:	2022	Jorge MARTIN	1'59.634	166.7 Km/h
All Time Lap Record:	2022	Jorge MARTIN	1'57.790	169.4 Km/h

The results are provisional until the end of the limit for protest and appeals.

Time limit for protest expires 60' after publication of the results - Time:

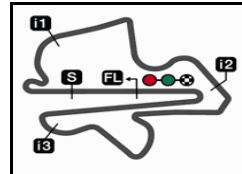
These data/results cannot be reproduced, stored and/or transmitted in whole or in part by any manner of electronic, mechanical, photocopying, recording, broadcasting or otherwise now known or herein after developed without the previous express consent by the copyright owner, except for reproduction in daily press and regular printed publications on sale to the public within 60 days of the event related to those data/results and always provided that copyright symbol appears together as follows below.

© DORNA, 2023

Official MotoGP Timing by TISSOT
www.motogp.com

Sepang, Friday, November 10, 2023





5543 m.

PETRONAS GRAND PRIX OF MALAYSIA

Practice

Top Speed & Average

8



Rider	Nation	Motorcycle	Top 5 speeds					Average	Top
1 Francesco BAGNAIA	ITA	DUCATI	334.3	333.3	332.3	332.3	331.2	332.4	334.3
33 Brad BINDER	RSA	KTM	334.3	334.3	332.3	332.3	332.3	333.1	334.3
36 Joan MIR	SPA	HONDA	334.3	332.3	332.3	330.2	329.2	331.7	334.3
43 Jack MILLER	AUS	KTM	334.3	334.3	331.2	331.2	330.2	331.1	334.3
12 Maverick VIÑALES	SPA	APRILIA	333.3	333.3	333.3	331.2	330.2	331.5	333.3
23 Enea BASTIANINI	ITA	DUCATI	333.3	331.2	330.2	329.2	328.2	330.1	333.3
72 Marco BEZZECCHI	ITA	DUCATI	333.3	333.3	332.3	330.2	330.2	331.4	333.3
89 Jorge MARTIN	SPA	DUCATI	333.3	333.3	331.2	331.2	329.2	331.2	333.3
41 Aleix ESPARGARO	SPA	APRILIA	332.3	331.2	330.2	330.2	328.2	329.8	332.3
44 Pol ESPARGARO	SPA	KTM	332.3	330.2	328.2	328.2	328.2	329.2	332.3
88 Miguel OLIVEIRA	POR	APRILIA	332.3	330.2	329.2	329.2	327.2	329.6	332.3
93 Marc MARQUEZ	SPA	HONDA	332.3	332.3	330.2	330.2	330.2	330.9	332.3
5 Johann ZARCO	FRA	DUCATI	331.2	330.2	330.2	328.2	327.2	329.0	331.2
20 Fabio QUARTARARO	FRA	YAMAHA	331.2	331.2	331.2	330.2	329.2	330.1	331.2
21 Franco MORBIDELLI	ITA	YAMAHA	331.2	331.2	330.2	330.2	329.2	329.9	331.2
73 Alex MARQUEZ	SPA	DUCATI	331.2	331.2	330.2	329.2	329.2	329.9	331.2
10 Luca MARINI	ITA	DUCATI	330.2	329.2	329.2	329.2	328.2	328.8	330.2
37 Augusto FERNANDEZ	SPA	KTM	330.2	329.2	327.2	327.2	326.2	328.0	330.2
25 Raul FERNANDEZ	SPA	APRILIA	328.2	328.2	328.2	327.2	326.2	327.4	328.2
27 Iker LECUONA	SPA	HONDA	328.2	327.2	326.2	323.3	322.3	324.9	328.2
30 Takaaki NAKAGAMI	JPN	HONDA	327.2	326.2	325.3	325.3	325.3	325.9	327.2
49 Fabio DI GIANNANTONIO	ITA	DUCATI	327.2	327.2	326.2	325.3	325.3	326.0	327.2
19 Alvaro BAUTISTA	SPA	DUCATI	326.2	326.2	326.2	325.3	325.3	325.7	326.2

These data/results cannot be reproduced, stored and/or transmitted in whole or in part by any manner of electronic, mechanical, photocopying, recording, broadcasting or otherwise now known or herein after developed without the previous express consent by the copyright owner, except for reproduction in daily press and regular printed publications on sale to the public within 60 days of the event related to those data/results and always provided that copyright symbol appears together as follows below.

© DORNA, 2023

Official MotoGP Timing by TISSOT
www.motogp.com



Sepang, Friday, November 10, 2023



5543 m.

PETRONAS GRAND PRIX OF MALAYSIA

Practice

Chronological Analysis of Performances

9

* Lap / Sector time cancelled **T1** Time from finish line to 1st intermediate **T3** Time from 2nd intermed. to 3rd intermed.
P Crossing the finish line in pit lane **T2** Time from 1st intermed. to 2nd intermed. **T4** Time from 3rd intermediate to finish line
****** Tyre data subject to further updates

Lap	Lap Time	T1	T2	T3	T4	Speed	Lap	Lap Time	T1	T2	T3	T4	Speed	
1st	73	Alex MARQUEZ DUCATI SPA						8	1'58.523	24.664	27.208	36.738	29.913	333.3
		Gresini Racing MotoGP						9	2'16.961 P	29.333	28.491	38.843	40.294	307.6
		Runs=4 Total laps=19 Full laps=12 Valid laps=9												
Run #	1	Front Tyre	Slick-Medium	Rear Tyre	Slick-Medium		Run #	3	Front Tyre	Slick-Medium	Rear Tyre	Slick-Medium		
		New Tyre		New Tyre					10 Laps at start		3 Laps at start			
1	2'07.948	26.424	29.341	38.399	31.068		10	9'36.189	27.261	28.284	38.296	30.723		
2	1'59.559	24.887	27.399	37.012	30.261	329.2	11	1'59.994 *	25.023	27.563	37.096	30.312*	325.3	
3	1'58.705	24.632	27.375	36.583	30.115	331.2	12	1'59.560	24.835	27.377	37.075	30.273	329.2	
4	1'59.728	24.686	27.249	36.740	31.053	328.2	13	1'59.518	24.903	27.380	36.957	30.278	327.2	
5	1'59.282 *	24.588	27.297	37.135	30.262*	327.2	14	1'59.510	24.875	27.429	36.922	30.284	331.2	
6	2'07.303 *	27.419*	30.365	38.657	30.862	321.4	15	2'08.383	28.726	29.304	39.599	30.754	296.7	
7	2'08.732 P	24.905	27.521	37.249	39.057	331.2	16	2'16.590 P	24.967	29.959	39.826	41.838	329.2	
Run #	2	Front Tyre	Slick-Medium	Rear Tyre	Slick-Medium		Run #	4	Front Tyre	Slick-Medium	Rear Tyre	Slick-Medium		
		7 Laps at start		7 Laps at start					3 Laps at start		New Tyre			
8	10'09.541	26.793	28.980	38.537	30.805		17	9'24.111	25.926	27.861	37.477	30.165		
9	2'01.109	25.276	28.124	37.315	30.394	329.2	18	2'01.272	25.639	27.562	37.457	30.614	328.2	
10	1'59.466	24.882	27.405	36.945	30.234	327.2	19	1'57.997	24.481	27.090	36.487	29.939	331.2	
11	1'59.936	24.955	27.383	37.193	30.405	327.2	20	2'13.762	35.021	28.709	38.149	31.883	298.3	
12	1'59.638	24.827	27.557	37.038	30.216	328.2								
13	2'21.159 P	28.102	30.559	40.303	42.195	327.2								
Run #	3	Front Tyre	Slick-Medium	Rear Tyre	Slick-Medium		3rd	43	Jack MILLER KTM AUS					
		New Tyre		New Tyre					Red Bull KTM Factory Racing					
14	12'16.916	25.726	28.852	38.197	30.577				Runs=4 Total laps=20 Full laps=13 Valid laps=13					
15	1'58.227	24.607	27.241	36.504	29.875	328.2	Run #	1	Front Tyre	Slick-Medium	Rear Tyre	Slick-Medium		
16	2'18.078 P	27.977	29.703	39.958	40.440	329.2			New Tyre		New Tyre			
Run #	4	Front Tyre	Slick-Medium	Rear Tyre	Slick-Medium		1	2'29.284	26.844	29.162	38.252	30.560		
		3 Laps at start		New Tyre			2	1'59.799	24.891	27.570	37.293	30.045	329.2	
17	5'12.941	24.965	29.311	40.459	30.386		3	2'08.577	30.313	29.453	38.072	30.739	334.3	
18	2'01.131 *	24.423	27.057	38.174*	31.477	329.2	4	1'59.511	24.812	27.505	37.037	30.157	330.2	
19	1'57.823	24.547	26.985	36.359	29.932	330.2	5	2'23.622 P	29.994	29.560	40.110	43.958	330.2	
							Run #	2	Front Tyre	Slick-Medium	Rear Tyre	Slick-Medium		
2nd	89	Jorge MARTIN DUCATI SPA								5 Laps at start		5 Laps at start		
		Prima Pramac Racing						6	10'33.237	26.442	29.514	38.783	30.754	
		Runs=4 Total laps=20 Full laps=13 Valid laps=12						7	2'00.552	24.960	27.703	37.538	30.351	330.2
Run #	1	Front Tyre	Slick-Medium	Rear Tyre	Slick-Medium		8	1'59.736	24.780	27.533	37.176	30.247	330.2	
		4 Laps at start		4 Laps at start			9	1'59.935	24.886	27.518	37.264	30.267	329.2	
1	2'26.289	28.090	34.965	38.945	31.202		10	1'59.689	24.787	27.451	37.116	30.335	330.2	
2	2'00.440	25.134	27.641	37.181	30.484	326.2	11	2'00.112	24.836	27.518	37.362	30.396	330.2	
3	1'59.935	24.879	27.436	37.182	30.438	325.3	12	2'21.096 P	24.867	30.639	43.176	42.414	329.2	
4	2'03.766	27.877	28.021	37.436	30.432	298.3	Run #	3	Front Tyre	Slick-Medium	Rear Tyre	Slick-Medium		
5	1'59.655	24.780	27.502	36.966	30.407	333.3			New Tyre		New Tyre			
6	2'15.778 P	28.916	28.418	37.745	40.699	311.2	13	11'47.113	29.801	32.134	49.540	32.999		
Run #	2	Front Tyre	Slick-Medium	Rear Tyre	Slick-Medium		14	2'09.374	24.813	35.769	38.062	30.730	331.2	
		New Tyre		New Tyre			15	1'59.113	24.723	27.311	36.906	30.173	330.2	
7	6'59.562	26.107	28.234	37.396	30.240		16	2'17.604 P	27.979	30.684	39.488	39.453	326.2	

Fastest Lap: Alex MARQUEZ Gresini Racing MotoG SPA **1'57.823** 24.547 26.985 36.359 29.932

These data/results cannot be reproduced, stored and/or transmitted in whole or in part by any manner of electronic, mechanical, photocopying, recording, broadcasting or otherwise now known or herein after developed without the previous express consent by the copyright owner, except for reproduction in daily press and regular printed publications on sale to the public within 60 days of the event related to those data/results and always provided that copyright symbol appears together as follows below.
 © DORNA, 2023



Practice

MotoGP

Lap	Lap Time	T1	T2	T3	T4	Speed	Lap	Lap Time	T1	T2	T3	T4	Speed
Run # 4 Front Tyre Slick-Medium Rear Tyre Slick-Medium 4 Laps at start New Tyre							Run # 3 Front Tyre Slick-Medium Rear Tyre Slick-Medium New Tyre New Tyre						
17	3'20.323	25.596	28.591	38.006	30.464		11	12'40.433	24.666	28.145	37.545	30.361	
18	2'11.492	24.732	29.832	46.361	30.567	334.3	12	1'58.966	24.599	27.400	36.836	30.131	333.3
19	1'58.232	24.623	27.171	36.529	29.909	331.2	13	2'11.366 P	24.669	27.403	39.816	39.478	331.2
20	2'13.786	30.822	30.788	39.265	32.911	310.3	Run # 4 Front Tyre Slick-Medium Rear Tyre Slick-Medium 3 Laps at start New Tyre						
4th 33 Brad BINDER KTM RSA Red Bull KTM Factory Racing Runs=4 Total laps=19 Full laps=12 Valid laps=12							14 13'40.067 24.480 28.319 37.780 30.349						
1 2'22.813 24.850 29.781 38.248 31.500							15 1'58.312 24.511 27.160 36.608 30.033 333.3						
2 2'04.491 25.271 27.900 40.713 30.607 332.3							16 2'03.120 28.556 27.455 36.821 30.288 330.2						
3 1'59.578 24.846 27.357 37.139 30.236 318.5							17 2'12.040 30.550 33.423 37.513 30.554 333.3						
4 2'14.044 38.583 27.931 37.237 30.293 304.2							6th 10 Luca MARINI DUCATI ITA Mooney VR46 Racing Team Runs=4 Total laps=21 Full laps=14 Valid laps=11						
5 1'59.564 24.719 27.392 37.216 30.237 330.2							Run # 1 Front Tyre Slick-Medium Rear Tyre Slick-Medium New Tyre New Tyre						
6 1'59.534 24.659 27.358 37.176 30.341 328.2							1 2'59.457 26.253 30.244 39.482 30.954						
7 2'20.271 P 28.760 29.701 40.444 41.366 327.2							2 2'01.058 25.190 27.967 37.503 30.398 327.2						
Run # 2 Front Tyre Slick-Medium Rear Tyre Slick-Medium 7 Laps at start 7 Laps at start							3 1'59.915 24.851 27.602 37.138 30.324 328.2						
8 8'51.917 26.358 29.780 45.847 31.004							4 2'03.545 24.893 30.063 37.930 30.659 328.2						
9 2'02.466 24.918 29.831 37.414 30.303 332.3							5 2'04.300 * 26.272 * 29.064 38.462 30.502 324.3						
10 1'59.540 24.672 27.347 37.120 30.401 331.2							6 2'00.681 25.001 27.584 37.347 30.749 328.2						
11 1'59.427 24.624 27.506 37.034 30.263 328.2							7 2'19.945 P 30.467 30.902 39.388 39.188 268.6						
12 2'13.025 P 24.854 27.410 38.087 42.674 329.2							Run # 2 Front Tyre Slick-Medium Rear Tyre Slick-Medium 7 Laps at start 7 Laps at start						
Run # 3 Front Tyre Slick-Medium Rear Tyre Slick-Medium New Tyre New Tyre							8 9'17.846 26.357 28.697 38.343 32.485						
13 11'38.306 26.096 42.869 38.647 30.740							9 2'00.259 24.996 27.568 37.236 30.459 328.2						
14 1'58.493 24.710 27.294 36.648 29.841 332.3							10 1'59.819 24.853 27.531 37.106 30.329 328.2						
15 1'58.310 24.508 27.141 36.680 29.981 331.2							11 2'04.321 25.008 27.898 40.089 31.326 321.4						
16 2'19.604 P 31.342 28.312 40.066 39.884 331.2							12 2'00.369 25.033 27.699 37.131 30.506 327.2						
Run # 4 Front Tyre Slick-Medium Rear Tyre Slick-Medium 4 Laps at start New Tyre							13 2'15.694 P 26.908 30.069 39.546 39.171 323.3						
17 6'21.187 24.527 28.079 37.409 30.164							Run # 3 Front Tyre Slick-Medium Rear Tyre Slick-Medium New Tyre New Tyre						
18 1'58.731 24.473 26.952 36.931 30.375 334.3							14 9'17.606 31.673 29.384 38.168 30.269						
19 1'58.307 24.412 27.119 36.673 30.103 334.3							15 1'59.017 24.779 27.350 36.793 30.095 329.2						
5th 12 Maverick VIÑALES APRILIA SPA Aprilia Racing Runs=4 Total laps=17 Full laps=10 Valid laps=10							16 2'04.249 * 24.709 29.883 * 39.128 30.529 327.2						
Run # 1 Front Tyre Slick-Medium Rear Tyre Slick-Medium New Tyre New Tyre							17 1'59.002 24.741 27.345 36.789 30.127 329.2						
1 2'20.989 24.998 29.847 38.093 31.003							18 2'23.283 P 31.135 30.328 41.049 40.771 321.4						
2 2'01.184 25.174 27.819 37.594 30.597 329.2							Run # 4 Front Tyre Slick-Medium Rear Tyre Slick-Medium 5 Laps at start New Tyre						
3 2'00.954 25.085 27.746 37.482 30.641 327.2							19 3'48.761 23.682 28.693 41.119 30.283						
4 2'00.704 25.014 27.746 37.342 30.602 330.2							20 2'01.006 * 24.534 27.197 37.817 * 31.458 330.2						
5 2'12.816 P 26.794 29.839 37.952 38.231 330.2							21 1'58.334 24.533 27.175 36.606 30.020 329.2						
Run # 2 Front Tyre Slick-Medium Rear Tyre Slick-Hard 5 Laps at start New Tyre							7th 20 Fabio QUARTARARO YAMAHA FRA Monster Energy Yamaha MotoGP Runs=4 Total laps=19 Full laps=11 Valid laps=9						
6 6'12.117 24.690 28.172 37.506 30.516							Run # 1 Front Tyre Slick-Medium Rear Tyre Slick-Medium New Tyre New Tyre						
7 1'59.987 24.868 27.684 37.105 30.330 328.2							1 2'05.981 30.176 28.854 37.959 30.565						
8 2'00.150 24.804 27.575 37.167 30.604 329.2							2 2'00.033 24.741 27.592 37.349 30.351 328.2						
9 2'04.981 24.840 27.586 41.277 31.278 330.2							3 1'59.391 24.569 27.417 37.128 30.277 330.2						
10 2'14.953 P 25.005 30.874 39.234 39.840 329.2							4 1'59.214 24.588 27.377 36.952 30.297 331.2						
							5 2'05.909 24.682 31.500 38.678 31.049 329.2						
							6 1'59.946 * 24.784 * 27.645 37.142 30.375 328.2						

Fastest Lap: Alex MARQUEZ Gresini Racing MotoG SPA **1'57.823** 24.547 26.985 36.359 29.932

These data/results cannot be reproduced, stored and/or transmitted in whole or in part by any manner of electronic, mechanical, photocopying, recording, broadcasting or otherwise now known or herein after developed without the previous express consent by the copyright owner, except for reproduction in daily press and regular printed publications on sale to the public within 60 days of the event related to those data/results and always provided that copyright symbol appears together as follows below.
© DORNA, 2023

Official MotoGP Timing by TISSOT
www.motogp.com

Sepang, Friday, November 10, 2023

Page 2 of 7



Practice

MotoGP

Lap	Lap Time	T1	T2	T3	T4	Speed	Lap	Lap Time	T1	T2	T3	T4	Speed	
7	2'11.793	P	25.770	29.594	37.720	38.709	328.2	9th 72 Marco BEZZECCHI Mooney VR46 Racing Team Runs=4 Total laps=21 Full laps=14 Valid laps=14	DUCATI				ITA	
Run # 2	Front Tyre Slick-Medium		Rear Tyre Slick-Medium		7 Laps at start		7 Laps at start							
8	8'56.303		24.725	28.193	37.802	30.616	Run # 1		Front Tyre Slick-Medium		Rear Tyre Slick-Medium		5 Laps at start	
9	1'59.842		24.805	27.560	37.087	30.390	5 Laps at start		5 Laps at start					
10	1'59.794		24.735	27.497	37.129	30.433	1		2'25.202	26.114	38.450	39.361	31.116	
11	1'59.840		24.764	27.536	37.124	30.416	2		2'00.976	25.185	27.824	37.561	30.406	330.2
12	2'10.481	P	24.751	27.605	37.208	40.917	3		2'00.382	24.937	27.652	37.385	30.408	324.3
Run # 3	Front Tyre Slick-Medium		Rear Tyre Slick-Medium		New Tyre		New Tyre							
13	10'45.927		27.080	28.186	38.102	30.299	4		2'00.239	24.793	27.572	37.303	30.571	323.3
14	1'58.576		24.539	<u>27.270</u>	36.776	29.991	5		2'09.566	P	24.920	28.000	37.410	39.236
15	<u>1'58.399</u>		24.436	27.291	<u>36.721</u>	<u>29.951</u>	Run # 2	Front Tyre Slick-Medium		Rear Tyre Slick-Medium		10 Laps at start		
16	2'13.546	P	26.843	29.190*	38.499	39.014	10 Laps at start		New Tyre					
Run # 4	Front Tyre Slick-Medium		Rear Tyre Slick-Medium		4 Laps at start		New Tyre							
17	8'36.488		25.032	28.470	38.067	30.596	6	6'13.373	29.987	31.139	37.781	30.511		
18	2'01.834	*	24.575	27.343	39.231*	30.685	7	1'59.213	24.711	27.477	36.839	30.186	330.2	
19	2'12.880	P	<u>24.435</u>	27.418	38.770	42.257	8	2'00.823	25.108	27.812	37.354	30.549	317.6	
8th 1 Francesco BAGNAIA Ducati Lenovo Team Runs=5 Total laps=20 Full laps=11 Valid laps=10	DUCATI				ITA									
Run # 1	Front Tyre Slick-Medium		Rear Tyre Slick-Medium		New Tyre		New Tyre							
1	2'49.963		25.929	28.890	38.289	30.505	Run # 3	Front Tyre Slick-Medium		Rear Tyre Slick-Medium		14 Laps at start		
2	1'59.602		24.905	27.399	37.148	30.150	14 Laps at start		4 Laps at start					
3	1'59.251		24.632	27.449	37.018	30.152	10	9'39.673	25.424	29.219	38.387	30.731		
4	1'59.265		24.697	27.450	36.933	30.185	11	1'59.932	24.875	27.531	37.185	30.341	327.2	
5	2'18.881	P	30.278	29.471	38.845	40.287	12	1'59.713	24.742	27.597	37.076	30.298	328.2	
Run # 2	Front Tyre Slick-Medium		Rear Tyre Slick-Medium		5 Laps at start		5 Laps at start							
6	8'53.903		27.698	28.396	37.825	30.711	13	1'59.696	24.719	27.544	37.186	30.247	329.2	
7	1'59.778		24.857	27.498	37.119	30.304	14	1'59.940	25.015	27.432	37.182	30.311	329.2	
8	2'02.616		26.886	27.944	37.321	30.465	15	1'59.433	24.739	27.459	36.980	30.255	327.2	
9	1'59.632		24.786	27.454	37.113	30.279	16	2'16.919	P	27.201	29.509	39.589	40.620	324.3
10	1'59.698		24.771	27.506	37.113	30.308	Run # 4	Front Tyre Slick-Medium		Rear Tyre Slick-Medium		New Tyre		
11	2'14.397	P	26.330	29.572	39.112	39.383	New Tyre		New Tyre					
Run # 3	Front Tyre Slick-Medium		Rear Tyre Slick-Medium		11 Laps at start		11 Laps at start							
12	6'49.270		25.339	28.425	37.535	30.365	17	8'54.666	24.870	28.671	37.785	30.562		
13	2'00.359		24.815	28.053	37.156	30.335	18	<u>1'58.450</u>	24.625	<u>27.270</u>	<u>36.642</u>	<u>29.913</u>	330.2	
14	2'08.162	P	24.809	27.440	37.110	38.803	19	2'01.349	<u>24.527</u>	27.322	38.749	30.751	333.3	
Run # 4	Front Tyre Slick-Medium		Rear Tyre Slick-Medium		New Tyre		New Tyre							
15	7'29.935		24.968	28.539	37.716	30.133	20	1'59.023	24.590	27.275	36.854	30.304	330.2	
16	<u>1'58.420</u>		24.589	27.265	<u>36.507</u>	30.059	21	2'02.001	24.548	28.535	38.067	30.851	332.3	
17	2'11.494	P	25.333	28.457	38.079	39.625	10th 5 Johann ZARCO Prima Pramac Racing Runs=4 Total laps=16 Full laps=9 Valid laps=9	DUCATI				FRA		
Run # 5	Front Tyre Slick-Medium		Rear Tyre Slick-Medium		3 Laps at start		New Tyre							
18	3'50.215		25.275	28.175	37.041	30.027	Run # 1	Front Tyre Slick-Medium		Rear Tyre Slick-Medium		New Tyre		
19	2'00.825	*	<u>24.559</u>	<u>27.172</u>	38.421*	30.673	New Tyre		New Tyre					
20	1'58.580		24.599	27.368	36.666	<u>29.947</u>	1	2'48.401	25.507	28.841	37.590	30.543		
							2	1'59.863	24.873	27.555	37.318	30.117	325.3	
							3	1'59.229	24.656	27.434	36.945	30.194	330.2	
							4	2'21.641	P	29.472	32.200	39.988	39.981	313.9
							Run # 2	Front Tyre Slick-Medium		Rear Tyre Slick-Medium		4 Laps at start		
							4 Laps at start		4 Laps at start					
							5	12'38.081	31.134	31.928	38.057	30.577		
							6	2'06.158	25.077	27.654	42.816	30.611	328.2	
							7	1'59.644	24.816	27.538	37.037	30.253	326.2	
							8	1'59.570	24.755	27.581	36.959	30.275	330.2	
							9	2'19.329	P	28.703	30.839	39.607	40.180	294.2
							Run # 3	Front Tyre Slick-Medium		Rear Tyre Slick-Medium		New Tyre		
							New Tyre		New Tyre					
							10	11'43.895	24.679	28.449	37.821	30.333		
							11	1'58.530	<u>24.564</u>	27.343	36.653	<u>29.970</u>	327.2	
							12	2'20.312	P	29.442	30.390	40.180	40.300	302.5

Fastest Lap: Alex MARQUEZ Gresini Racing MotoG SPA **1'57.823** 24.547 26.985 36.359 29.932

These data/results cannot be reproduced, stored and/or transmitted in whole or in part by any manner of electronic, mechanical, photocopying, recording, broadcasting or otherwise now known or herein after developed without the previous express consent by the copyright owner, except for reproduction in daily press and regular printed publications on sale to the public within 60 days of the event related to those data/results and always provided that copyright symbol appears together as follows below.
© DORNA, 2023



Practice

MotoGP

Lap	Lap Time	T1	T2	T3	T4	Speed	Lap	Lap Time	T1	T2	T3	T4	Speed
Run # 4	Front Tyre Slick-Medium	Rear Tyre Slick-Medium											
		3 Laps at start			New Tyre			10 Laps at start					
13	9'13.160	25.260	28.681	37.951	30.420		11	12'06.860	27.183	27.868	37.682	30.597	
14	2'11.526	24.569	35.823	40.652	30.482	331.2	12	1'59.948	24.853	27.587	37.160	30.348	326.2
15	1'58.487	24.586	27.267	36.547	30.087	327.2	13	2'03.797	24.852	27.613	40.847	30.485	333.3
16	2'22.114	34.961	31.292	44.925	30.936	317.6	14	2'10.624 P	24.826	27.575	39.527	38.696	324.3

11th 21 Franco MORBIDELLI YAMAHA ITA
Monster Energy Yamaha MotoGP

Runs=4 Total laps=19 Full laps=12 Valid laps=11

Run #	Front Tyre	Slick-Medium	Rear Tyre	Slick-Medium		
		New Tyre			New Tyre	
1	2'39.602	27.863	29.541	38.521	31.909	
2	2'00.846	25.098	28.010	37.574	30.164	325.3
3	1'59.581	24.798	27.609	36.974	30.200	329.2
4	1'59.416	24.667	27.606	36.961	30.182	330.2
5	2'17.375	32.110	31.771	41.664	31.830	317.6
6	2'16.689 P	24.860	29.801	41.230	40.798	331.2

Run #	Front Tyre	Slick-Medium	Rear Tyre	Slick-Medium		
		6 Laps at start			6 Laps at start	
7	9'32.434	25.093	28.225	37.465	30.370	
8	1'59.788	24.868	27.561	37.112	30.247	329.2
9	1'59.575	24.750	27.481	37.116	30.228	330.2
10	2'00.672	24.908	27.836	37.354	30.574	326.2
11	2'00.781	25.154	27.883	37.372	30.372	322.3
12	2'22.017 P	25.112	36.242	39.284	41.379	326.2

Run #	Front Tyre	Slick-Medium	Rear Tyre	Slick-Medium		
		New Tyre			New Tyre	
13	10'33.334	24.684	28.184	37.843	30.005	
14	1'58.725	24.660	27.431	36.724	29.910	329.2
15	1'58.571	24.531	27.322	36.762	29.956	329.2
16	2'25.721 P	29.600	34.455	41.815	39.851	320.4

Run #	Front Tyre	Slick-Medium	Rear Tyre	Slick-Medium		
		4 Laps at start			New Tyre	
17	6'40.362	24.568	28.298	37.184	29.929	
18	2'00.448 *	24.734	27.343	37.856*	30.515	331.2
19	2'21.966	24.675	27.453	56.565	33.273	329.2

12th 23 Enea BASTIANINI DUCATI ITA
Ducati Lenovo Team

Runs=5 Total laps=19 Full laps=10 Valid laps=10

Run #	Front Tyre	Slick-Medium	Rear Tyre	Slick-Medium		
		New Tyre			New Tyre	
1	2'34.826	26.106	29.121	38.404	30.563	
2	2'01.610	24.989	27.740	38.147	30.734	323.3
3	1'59.974	24.785	27.584	37.243	30.362	328.2
4	2'06.392	27.089	30.550	38.323	30.430	331.2
5	1'59.598	24.721	27.545	37.139	30.193	328.2
6	2'12.280 P	25.359	28.483	38.169	40.269	326.2

Run #	Front Tyre	Slick-Medium	Rear Tyre	Slick-Medium		
		6 Laps at start			6 Laps at start	
7	9'06.312	25.351	28.161	39.469	31.941	
8	2'00.355	25.107	27.574	37.255	30.419	318.5
9	2'02.631	24.883	27.664	39.532	30.552	327.2
10	2'08.146 P	24.892	27.549	37.131	38.574	326.2

Run # 4 Front Tyre Slick-Medium Rear Tyre Slick-Medium
New Tyre New Tyre

15	5'25.450	25.540	29.782	37.673	30.384	
16	1'59.247	24.646	27.456	36.975	30.170	326.2
17	2'10.907 P	24.575	27.440	40.622	38.270	329.2

Run # 5 Front Tyre Slick-Medium Rear Tyre Slick-Medium
3 Laps at start New Tyre

18	3'17.872	25.573	28.359	39.618	30.664	
19	1'58.605	24.612	27.392	36.636	29.965	330.2

13th 37 Augusto FERNANDEZ KTM SPA
GASGAS Factory Racing Tech3

Runs=4 Total laps=20 Full laps=13 Valid laps=13

Run # 1 Front Tyre Slick-Medium Rear Tyre Slick-Medium
New Tyre New Tyre

1	2'27.245	25.238	29.040	38.443	31.031	
2	2'00.349	25.207	27.723	37.165	30.254	313.0
3	1'59.730	24.842	27.554	37.061	30.273	309.4
4	2'04.771	25.471	30.401	37.451	31.448	299.1
5	1'59.521	24.831	27.387	36.981	30.322	322.3
6	2'05.212	27.191	28.329	38.773	30.919	286.4
7	2'11.420 P	24.905	27.556	39.272	39.687	327.2

Run # 2 Front Tyre Slick-Medium Rear Tyre Slick-Medium
7 Laps at start 7 Laps at start

8	10'52.217	28.939	28.875	37.899	31.113	
9	2'00.462	25.049	27.748	37.196	30.469	322.3
10	2'00.192	24.879	27.662	37.135	30.516	327.2
11	2'00.152	24.968	27.595	37.139	30.450	324.3
12	2'00.164	24.924	27.604	37.061	30.575	325.3
13	2'22.150 P	29.624	31.566	40.404	40.556	324.3

Run # 3 Front Tyre Slick-Medium Rear Tyre Slick-Medium
New Tyre New Tyre

14	9'42.447	26.131	28.794	43.421	38.093	
15	1'59.553	25.083	27.485	36.758	30.227	317.6
16	1'59.047	24.755	27.400	36.730	30.162	329.2
17	2'15.368 P	28.215	29.196	39.066	38.891	323.3

Run # 4 Front Tyre Slick-Medium Rear Tyre Slick-Medium
4 Laps at start New Tyre

18	4'26.190	25.331	27.907	36.902	30.210	
19	1'58.678	24.671	27.192	36.658	30.157	330.2
20	2'05.182	24.727	27.753	42.127	30.575	326.2

14th 49 Fabio DI GIANNANTON DUCATI ITA
Gresini Racing MotoGP

Runs=4 Total laps=15 Full laps=8 Valid laps=8

Run # 1 Front Tyre Slick-Medium Rear Tyre Slick-Medium
New Tyre New Tyre

1	2'09.449	27.447	30.108	38.593	31.248	
2	2'00.088	24.969	27.714	37.154	30.251	327.2
3	1'59.277	24.758	27.372	36.932	30.215	327.2

Fastest Lap: Alex MARQUEZ Gresini Racing MotoG SPA **1'57.823** 24.547 26.985 36.359 29.932

These data/results cannot be reproduced, stored and/or transmitted in whole or in part by any manner of electronic, mechanical, photocopying, recording, broadcasting or otherwise now known or herein after developed without the previous express consent by the copyright owner, except for reproduction in daily press and regular printed publications on sale to the public within 60 days of the event related to those data/results and always provided that copyright symbol appears together as follows below.
© DORNA, 2023



Practice

MotoGP

Lap	Lap Time	T1	T2	T3	T4	Speed
4	1'59.356	24.770	27.478	36.921	30.187	325.3
5	2'19.054 P	28.090	30.018	39.571	41.375	294.2
Run # 2	<i>Front Tyre</i>	<i>Slick-Medium</i>	<i>Rear Tyre</i>	<i>Slick-Hard</i>		
5 Laps at start						
6	9'32.902	29.731	28.228	37.709	30.454	
7	1'59.961	24.926	27.649	37.096	30.290	323.3
8	2'11.780 P	24.809	27.609	37.065	42.297	325.3
Run # 3	<i>Front Tyre</i>	<i>Slick-Medium</i>	<i>Rear Tyre</i>	<i>Slick-Medium</i>		
New Tyre						
9	18'04.829	26.279	28.450	38.587	34.461	
10	2'04.770	24.847	31.351	38.258	30.314	324.3
11	2'15.111 P	24.725	28.239	41.833	40.314	326.2
Run # 4	<i>Front Tyre</i>	<i>Slick-Medium</i>	<i>Rear Tyre</i>	<i>Slick-Medium</i>		
3 Laps at start						
12	7'40.787	25.369	28.641	37.870	30.832	
13	1'58.709	24.719	27.347	36.625	30.018	323.3
14	1'58.840	24.577	27.381	36.802	30.080	325.3
15	1'58.992	24.683	27.394	36.694	30.221	325.3

15th 93 Marc MARQUEZ HONDA SPA
 Repsol Honda Team
 Runs=5 Total laps=19 Full laps=10 Valid laps=10

Run #	Front Tyre	Slick-Medium	Rear Tyre	Slick-Medium		
Run # 1	<i>Front Tyre</i>	<i>Slick-Medium</i>	<i>Rear Tyre</i>	<i>Slick-Medium</i>		
New Tyre						
1	2'08.185	25.436	29.330	38.489	31.030	
2	1'59.515	24.960	27.332	36.906	30.317	324.3
3	1'59.003	24.745	27.371	36.784	30.103	321.4
4	2'14.190 P	27.248	29.071	39.014	38.857	332.3
Run # 2	<i>Front Tyre</i>	<i>Slick-Medium</i>	<i>Rear Tyre</i>	<i>Slick-Medium</i>		
4 Laps at start						
5	7'58.941	26.906	29.581	38.675	30.713	
6	2'01.308	25.011	27.824	37.646	30.827	329.2
7	1'59.874	24.898	27.568	37.114	30.294	330.2
8	1'59.655	24.809	27.497	37.159	30.190	330.2
9	1'59.601	24.805	27.565	36.989	30.242	330.2
10	2'14.055 P	26.325	29.187	39.483	39.060	324.3
Run # 3	<i>Front Tyre</i>	<i>Slick-Medium</i>	<i>Rear Tyre</i>	<i>Slick-Medium</i>		
10 Laps at start						
11	7'45.592	26.497	29.411	39.234	30.993	
12	2'03.401	26.275	28.681	37.873	30.572	328.2
13	2'10.648 P	25.034	27.718	38.447	39.449	328.2
Run # 4	<i>Front Tyre</i>	<i>Slick-Medium</i>	<i>Rear Tyre</i>	<i>Slick-Medium</i>		
New Tyre						
14	8'35.338	25.372	28.803	38.292	30.556	
15	2'09.787 P	24.559	27.940	38.347	38.941	329.2
Run # 5	<i>Front Tyre</i>	<i>Slick-Medium</i>	<i>Rear Tyre</i>	<i>Slick-Medium</i>		
2 Laps at start						
16	6'05.845	26.106	27.863	37.569	30.112	
17	2'01.469	25.671	27.600	37.434	30.764	332.3
18	1'58.788	24.576	27.375	36.815	30.022	327.2
19	2'17.719	33.302	33.207	39.702	31.508	330.2

16th 36 Joan MIR HONDA SPA
 Repsol Honda Team
 Runs=4 Total laps=19 Full laps=12 Valid laps=12

Lap	Lap Time	T1	T2	T3	T4	Speed
Run # 1	<i>Front Tyre</i>	<i>Slick-Medium</i>	<i>Rear Tyre</i>	<i>Slick-Medium</i>		
New Tyre						
1	2'21.771	31.035	30.973	38.513	30.556	
2	2'01.517	25.267	28.140	37.707	30.403	310.3
3	2'00.243	24.890	27.632	37.333	30.388	325.3
4	2'07.454	30.621	28.882	37.439	30.512	309.4
5	2'00.226	24.872	27.567	37.460	30.327	325.3
6	2'16.660 P	28.450	28.680	38.335	41.195	309.4
Run # 2	<i>Front Tyre</i>	<i>Slick-Medium</i>	<i>Rear Tyre</i>	<i>Slick-Medium</i>		
6 Laps at start						
7	10'38.298	24.657	28.117	37.696	30.359	
8	2'00.649	24.874	27.961	37.475	30.339	330.2
9	2'00.102	24.866	27.665	37.326	30.245	328.2
10	2'04.892	28.018	28.594	37.664	30.616	332.3
11	2'00.344	24.908	27.654	37.221	30.561	329.2
12	2'19.418 P	28.439	29.918	39.539	41.522	289.5
Run # 3	<i>Front Tyre</i>	<i>Slick-Medium</i>	<i>Rear Tyre</i>	<i>Slick-Medium</i>		
New Tyre						
13	11'56.987	24.594	27.861	37.244	30.433	
14	1'59.055	24.614	27.493	36.869	30.079	332.3
15	2'08.497 P	24.729	27.406	36.961	39.401	327.2
Run # 4	<i>Front Tyre</i>	<i>Slick-Medium</i>	<i>Rear Tyre</i>	<i>Slick-Medium</i>		
3 Laps at start						
16	5'29.389	26.073	28.001	37.487	30.421	
17	2'01.111	25.483	27.486	37.345	30.797	334.3
18	1'58.902	24.582	27.358	36.916	30.046	325.3
19	2'20.673	34.247	30.865	39.874	35.687	315.7

17th 44 Pol ESPARGARO KTM SPA
 GASGAS Factory Racing Tech3
 Runs=4 Total laps=17 Full laps=10 Valid laps=10

Run #	Front Tyre	Slick-Medium	Rear Tyre	Slick-Medium		
Run # 1	<i>Front Tyre</i>	<i>Slick-Medium</i>	<i>Rear Tyre</i>	<i>Slick-Medium</i>		
New Tyre						
1	2'30.545	27.108	29.506	38.390	30.652	
2	2'00.082	25.091	27.691	37.158	30.142	319.5
3	1'59.429	24.653	27.426	37.157	30.193	328.2
4	2'13.405	29.886	32.159	39.311	32.049	311.2
5	2'14.280 P	27.225	29.010	38.389	39.656	327.2
Run # 2	<i>Front Tyre</i>	<i>Slick-Medium</i>	<i>Rear Tyre</i>	<i>Slick-Medium</i>		
5 Laps at start						
6	6'58.897	25.430	29.144	38.767	31.036	
7	2'05.324	24.988	28.016	41.505	30.815	327.2
8	1'59.953	24.958	27.569	36.974	30.452	328.2
9	2'02.499	26.107	28.276	37.497	30.619	326.2
10	2'00.580	24.999	27.671	37.247	30.663	330.2
11	2'15.870 P	27.535	30.161	39.745	38.429	296.7
Run # 3	<i>Front Tyre</i>	<i>Slick-Medium</i>	<i>Rear Tyre</i>	<i>Slick-Medium</i>		
New Tyre						
12	15'24.876	26.018	42.631	38.722	31.013	
13	1'59.468	24.966	27.470	36.841	30.191	327.2
14	2'11.579 P	24.745	27.488	39.272	40.074	328.2
Run # 4	<i>Front Tyre</i>	<i>Slick-Medium</i>	<i>Rear Tyre</i>	<i>Slick-Medium</i>		
3 Laps at start						
15	8'26.887	24.335	28.076	37.692	30.463	
16	2'02.687	24.779	27.300	39.884	30.724	332.3

Fastest Lap: Alex MARQUEZ Gresini Racing MotoG SPA **1'57.823** 24.547 26.985 36.359 29.932

These data/results cannot be reproduced, stored and/or transmitted in whole or in part by any manner of electronic, mechanical, photocopying, recording, broadcasting or otherwise now known or herein after developed without the previous express consent by the copyright owner, except for reproduction in daily press and regular printed publications on sale to the public within 60 days of the event related to those data/results and always provided that copyright symbol appears together as follows below.
 © DORNA, 2023

Official MotoGP Timing by **TISSOT**
 www.motogp.com



Practice

MotoGP

Lap	Lap Time	T1	T2	T3	T4	Speed	Lap	Lap Time	T1	T2	T3	T4	Speed
17	1'58.974	24.722	27.331	36.743	30.178	328.2	16	1'59.980	24.771	27.466	37.168	30.575	332.3
18th	25	Raul FERNANDEZ APRILIA SPA CryptoDATA RNF MotoGP Team Runs=4 Total laps=15 Full laps=8 Valid laps=7					20th	41	Alex ESPARGARO APRILIA SPA Aprilia Racing Runs=4 Total laps=9 Full laps=2 Valid laps=5				
Run # 1	Front Tyre	Slick-Medium	Rear Tyre	Slick-Medium			Run # 1	Front Tyre	Slick-Medium	Rear Tyre	Slick-Medium		
		New Tyre		New Tyre					New Tyre		New Tyre		
1	3'01.060	25.176	28.930	39.538	30.792		1	2'44.968	24.611	28.619	37.978	30.711	
2	2'00.851	25.407	27.636	37.304	30.504	319.5	2	2'00.173	25.001	27.658	37.055	30.459	328.2
3	1'59.907	24.910	27.525	37.168	30.304	328.2	3	2'01.172	24.813	27.444	38.034	30.881	328.2
4	2'00.489	24.909	27.662	37.236	30.682	321.4	4	1'59.726	24.770	27.520	37.050	30.386	331.2
5	2'07.914 *	28.545*	28.892	39.465	31.012	312.1		unfinished					330.2
6	2'00.569	25.036	27.641	37.153	30.739	326.2	Run # 2	Front Tyre	Slick-Medium	Rear Tyre	Slick-Hard		
7	2'14.353 P	24.974	30.563	38.177	40.639	325.3			4 Laps at start		4 Laps at start		
Run # 2	Front Tyre	Slick-Medium	Rear Tyre	Slick-Hard			5	2'02.154 *	25.333*	28.558	37.775	30.488	
		7 Laps at start		2 Laps at start			6	2'38.321 P	24.904	27.655	1'05.723	40.039	328.2
8	8'11.513	25.910	30.404	37.817	30.824		Run # 3	Front Tyre	Slick-Medium	Rear Tyre	Slick-Medium		
9	2'04.860	25.119	28.198	38.238	33.305	326.2			New Tyre		New Tyre		
10	2'16.711 P	25.134	27.883	40.219	43.475	324.3	7	11'40.901	25.836	27.917	37.304	30.822	
Run # 3	Front Tyre	Slick-Medium	Rear Tyre	Slick-Medium			unfinished	24.500				332.3	
		New Tyre		New Tyre			Run # 4	Front Tyre	Slick-Medium	Rear Tyre	Slick-Medium		
11	16'52.563	25.536	28.508	38.131	31.003				6 Laps at start		New Tyre		
12	1'59.088	24.789	27.351	36.896	30.052	328.2	8	2'05.699 *	24.624	28.189	41.172	31.714	
13	1'59.024	24.623	27.320	36.851	30.230	327.2	9	2'10.504 P	24.744	27.240	38.853	39.667	330.2
14	2'13.413 P	26.391	28.395	38.662	39.965	324.3	21st	30	Takaaki NAKAGAMI HONDA JPN LCR Honda IDEMITSU Runs=4 Total laps=22 Full laps=15 Valid laps=15				
Run # 4	Front Tyre	Slick-Medium	Rear Tyre	Slick-Medium			Run # 1	Front Tyre	Slick-Medium	Rear Tyre	Slick-Medium		
		4 Laps at start		New Tyre					New Tyre		New Tyre		
15	5'16.134	24.763	30.071	38.373	30.500		1	2'21.083	27.050	31.178	41.802	31.670	
unfinished	24.640	27.253			328.2		2	2'01.143	25.217	27.924	37.552	30.450	313.9
19th	88	Miguel OLIVEIRA APRILIA POR CryptoDATA RNF MotoGP Team Runs=4 Total laps=16 Full laps=9 Valid laps=9					3	2'00.995	25.128	27.900	37.493	30.474	313.9
Run # 1	Front Tyre	Slick-Medium	Rear Tyre	Slick-Hard			4	2'00.665	25.016	27.860	37.366	30.423	311.2
		9 Laps at start		New Tyre			5	2'04.606	26.679	29.491	37.759	30.677	309.4
1	2'31.144	26.323	29.381	38.397	30.643		6	2'13.483 P	25.968*	29.153	38.858	39.504	315.7
2	2'00.969	25.166	27.669	37.731	30.403	316.7	Run # 2	Front Tyre	Slick-Medium	Rear Tyre	Slick-Medium		
3	2'00.474	25.002	27.612	37.407	30.453	325.3			6 Laps at start		6 Laps at start		
4	2'15.620 P	27.332	30.204	38.184	39.900	327.2	7	7'54.362	28.773	30.803	38.250	30.777	
Run # 2	Front Tyre	Slick-Medium	Rear Tyre	Slick-Medium			8	2'00.412	25.052	27.685	37.276	30.399	322.3
		New Tyre		New Tyre			9	2'00.207	24.973	27.572	37.249	30.413	325.3
5	7'46.588	26.084	28.572	37.899	30.640		10	2'10.735	28.171	32.942	38.922	30.700	324.3
6	1'59.575	24.898	27.472	37.002	30.203	330.2	11	2'00.551	25.052	27.688	37.260	30.551	323.3
7	1'59.150	24.755	27.367	36.896	30.132	329.2	12	2'00.323	24.942	27.562	37.253	30.566	327.2
8	2'15.904 P	28.146	29.210	39.076	39.472	311.2	13	2'20.741 P	28.100	31.554	40.868	40.219	296.7
Run # 3	Front Tyre	Slick-Medium	Rear Tyre	Slick-Medium			Run # 3	Front Tyre	Slick-Medium	Rear Tyre	Slick-Medium		
		13 Laps at start		4 Laps at start					New Tyre		New Tyre		
9	11'25.551	26.512	29.211	38.373	30.901		14	9'31.658	29.398	34.331	40.345	32.224	
10	2'00.852	25.084	27.742	37.520	30.506	326.2	15	2'10.222	27.417	30.759	38.939	33.107	313.0
11	2'00.259	24.946	27.615	37.169	30.529	326.2	16	2'00.523	24.946	27.796	37.236	30.545	323.3
12	2'00.335	25.026	27.589	37.203	30.517	324.3	17	1'59.755	24.810	27.546	37.057	30.342	325.3
13	2'20.077 P	29.240	30.256	39.853	40.728	310.3	18	2'17.622 P	27.292	31.030	39.606	39.694	301.6
Run # 4	Front Tyre	Slick-Medium	Rear Tyre	Slick-Medium			Run # 4	Front Tyre	Slick-Medium	Rear Tyre	Slick-Medium		
		4 Laps at start		New Tyre					5 Laps at start		New Tyre		
14	13'24.337	30.190	28.439	38.135	30.547		19	4'20.039	25.995	30.228	39.239	30.619	
15	2'00.765	24.783	27.405	36.956	31.621	329.2	20	2'11.304	24.732	31.486	41.635	33.451	325.3

Fastest Lap: Alex MARQUEZ Gresini Racing MotoG SPA 1'57.823 24.547 26.985 36.359 29.932

These data/results cannot be reproduced, stored and/or transmitted in whole or in part by any manner of electronic, mechanical, photocopying, recording, broadcasting or otherwise now known or herein after developed without the previous express consent by the copyright owner, except for reproduction in daily press and regular printed publications on sale to the public within 60 days of the event related to those data/results and always provided that copyright symbol appears together as follows below.
© DORNA, 2023



Practice

MotoGP

Lap	Lap Time	T1	T2	T3	T4	Speed	Lap	Lap Time	T1	T2	T3	T4	Speed																	
21	2'10.919	24.803	33.191	41.456	31.469	317.6	14	2'18.657 P	29.406	29.704	39.249	40.298	303.3																	
22	1'59.826	24.748	27.543	37.153	30.382	326.2	Run # 3						Front Tyre	Slick-Medium	Rear Tyre	Slick-Medium														
														New Tyre		New Tyre														
														15	8'10.500	25.872	30.945	38.491	30.951											
														16	2'00.784	25.171	27.885	37.349	30.379	327.2										
														17	2'00.451	24.999	27.789	37.322	30.341	326.2										
														18	2'16.036 P	28.708	28.756	38.742	39.830	319.5	Run # 4						Front Tyre	Slick-Medium	Rear Tyre	Slick-Medium
														4 Laps at start				New Tyre												
														19	3'46.598	25.843	28.187	37.619	30.325											
														20	2'00.973	25.488	27.779	37.152	30.554	328.2										
														21	2'00.520	24.877	27.646	37.383	30.614	316.7										
														22	2'27.447 P	31.548	31.359	40.717	43.823	257.7										
														Run # 1						Front Tyre	Slick-Medium	Rear Tyre	Slick-Medium							
														New Tyre				New Tyre												
														1	2'22.686	25.091	29.527	38.461	30.890											
														2	2'01.350	25.230	27.937	37.591	30.592	313.9										
														3	2'01.246	25.225	27.698	37.750	30.573	317.6										
														4	2'01.233	25.020	27.826	37.702	30.685	318.5										
														5	2'01.260	25.065	27.956	37.452	30.787	323.3										
														6	2'09.815 *	29.192*	31.658	38.250	30.715	319.5										
														7	2'01.116	25.210	27.798	37.508	30.600	325.3										
														8	2'13.834 P	25.934	29.251	38.445	40.204	321.4	Run # 2						Front Tyre	Slick-Medium	Rear Tyre	Slick-Medium
														8 Laps at start				8 Laps at start												
														9	10'36.804	25.347	28.099	37.740	30.499											
														10	2'01.209	25.002	28.018	37.487	30.702	326.2										
														11	2'01.410	25.198	27.982	37.539	30.691	323.3										
														12	2'05.736	25.050	27.895	41.911	30.880	325.3										
														13	2'01.279	25.149	27.912	37.558	30.660	326.2										
														14	2'15.260 P	26.488	28.827	38.476	41.469	316.7	Run # 3						Front Tyre	Slick-Medium	Rear Tyre	Slick-Medium
														New Tyre				New Tyre												
														15	8'31.773	25.260	33.863	37.759	30.442											
														16	2'03.708 *	24.933	29.259*	38.934	30.582	326.2										
														17	2'00.859	24.960	27.676	37.609	30.614	325.3										
														18	2'15.385 P	26.304	29.314	39.071	40.696	312.1	Run # 4						Front Tyre	Slick-Medium	Rear Tyre	Slick-Medium
														4 Laps at start				New Tyre												
														19	3'33.159	27.885	31.095	38.564	30.606											
														20	2'00.370	24.919	27.622	37.441	30.388	323.3										
														21	2'11.173	27.575	33.353	39.330	30.915	325.3										

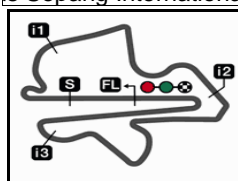
23rd 27 Iker LECUONA HONDA SPA
LCR Honda CASTROL
Runs=4 Total laps=22 Full laps=14 Valid laps=14

Run #	Front Tyre	Slick-Medium	Rear Tyre	Slick-Medium			
		New Tyre		New Tyre			
1	2'21.215	27.603	30.428	42.178	32.962		
2	2'02.724	25.653	28.179	38.205	30.687	292.6	
3	2'02.470	25.566	28.245	37.929	30.730	318.5	
4	2'01.897	25.342	28.077	37.758	30.720	320.4	
5	2'04.686	25.349	28.167	40.040	31.130	316.7	
6	2'02.688	25.471	28.217	38.103	30.897	315.7	
7	2'02.150	25.376	28.095	37.915	30.764	322.3	
8	2'12.928 P	25.555	28.384	39.042	39.947	318.5	
Run # 2							
		8 Laps at start		8 Laps at start			
9	9'52.136	27.424	30.899	39.993	31.426		
10	2'02.948	25.462	28.364	38.245	30.877	321.4	
11	2'02.542	25.604	28.131	37.956	30.851	321.4	
12	2'02.259	25.403	28.179	37.803	30.874	322.3	
13	2'02.195	25.322	28.181	37.770	30.922	323.3	

Fastest Lap: Alex MARQUEZ Gresini Racing MotoG SPA 1'57.823 24.547 26.985 36.359 29.932

These data/results cannot be reproduced, stored and/or transmitted in whole or in part by any manner of electronic, mechanical, photocopying, recording, broadcasting or otherwise now known or herein after developed without the previous express consent by the copyright owner, except for reproduction in daily press and regular printed publications on sale to the public within 60 days of the event related to those data/results and always provided that copyright symbol appears together as follows below.
© DORNA, 2023





5543 m.

PETRONAS GRAND PRIX OF MALAYSIA

Practice

Best Partial Times

MotoGP™

IT Ideal Lap Time, sum of the best partial times

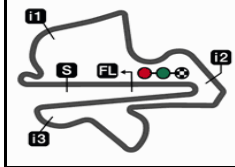
BT Best Lap Time

T1			T2			T3			T4				
Pos	Rider	Time	Rider	Time	Rider	Time	Rider	Time	Pos	Rider	IT	BT	
1	B.BINDER	24.412	B.BINDER	26.952	A.MARQUEZ	36.359	B.BINDER	29.841	1	A.MARQUEZ	1'57.642	1'57.823 (1)	
2	A.MARQUEZ	24.423	A.MARQUEZ	26.985	J.MARTIN	36.487	A.MARQUEZ	29.875	2	B.BINDER	1'57.853	1'58.307 (4)	
3	F.QUARTARARO	24.435	J.MARTIN	27.090	F.BAGNAIA	36.507	J.MILLER	29.909	3	J.MARTIN	1'57.971	1'57.997 (2)	
4	J.MARTIN	24.481	M.VIÑALES	27.160	J.MILLER	36.529	F.MORBIDELLI	29.910	4	F.BAGNAIA	1'58.185	1'58.420 (8)	
5	A.ESPARGARO	24.500	J.MILLER	27.171	J.ZARCO	36.547	M.BEZZECCHI	29.913	5	J.MILLER	1'58.232	1'58.232 (3)	
6	M.VIÑALES	24.511	F.BAGNAIA	27.172	L.MARINI	36.606	J.MARTIN	29.913	6	M.VIÑALES	1'58.312	1'58.312 (5)	
7	M.BEZZECCHI	24.527	L.MARINI	27.175	M.VIÑALES	36.608	F.BAGNAIA	29.947	7	L.MARINI	1'58.334	1'58.334 (6)	
8	F.MORBIDELLI	24.531	A.FERNANDEZ	27.192	F.DI GIANNANTO	36.625	F.QUARTARARO	29.951	8	J.ZARCO	1'58.348	1'58.487 (10)	
9	L.MARINI	24.533	A.ESPARGARO	27.240	E.BASTIANINI	36.636	E.BASTIANINI	29.965	9	M.BEZZECCHI	1'58.352	1'58.450 (9)	
10	F.BAGNAIA	24.559	R.FERNANDEZ	27.253	M.BEZZECCHI	36.642	J.ZARCO	29.970	10	F.QUARTARAR	1'58.377	1'58.399 (7)	
11	M.MARQUEZ	24.559	J.ZARCO	27.267	B.BINDER	36.648	F.DI GIANNANTO	30.018	11	F.MORBIDELLI	1'58.487	1'58.571 (11)	
12	J.ZARCO	24.564	F.QUARTARARO	27.270	A.FERNANDEZ	36.658	L.MARINI	30.020	12	F.DI GIANNAN	1'58.567	1'58.709 (14)	
13	E.BASTIANINI	24.575	M.BEZZECCHI	27.270	F.QUARTARARO	36.721	M.MARQUEZ	30.022	13	E.BASTIANINI	1'58.568	1'58.605 (12)	
14	F.DI GIANNANTO	24.577	P.ESPARGARO	27.300	F.MORBIDELLI	36.724	M.VIÑALES	30.033	14	A.FERNANDEZ	1'58.678	1'58.678 (13)	
15	J.MIR	24.582	F.MORBIDELLI	27.322	P.ESPARGARO	36.743	J.MIR	30.046	15	M.MARQUEZ	1'58.697	1'58.788 (15)	
16	R.FERNANDEZ	24.623	M.MARQUEZ	27.332	M.MARQUEZ	36.784	R.FERNANDEZ	30.052	16	R.FERNANDEZ	1'58.779	1'59.024 (18)	
17	J.MILLER	24.623	F.DI GIANNANTO	27.347	R.FERNANDEZ	36.851	M.OLIVEIRA	30.132	17	P.ESPARGAR	1'58.838	1'58.974 (17)	
18	P.ESPARGARO	24.653	J.MIR	27.358	J.MIR	36.869	P.ESPARGARO	30.142	18	J.MIR	1'58.855	1'58.902 (16)	
19	A.FERNANDEZ	24.671	M.OLIVEIRA	27.367	M.OLIVEIRA	36.896	A.FERNANDEZ	30.157	19	M.OLIVEIRA	1'59.150	1'59.150 (19)	
20	T.NAKAGAMI	24.732	E.BASTIANINI	27.392	A.ESPARGARO	37.050	I.LECUONA	30.325	20	A.ESPARGAR	1'59.176	1'59.726 (20)	
21	M.OLIVEIRA	24.755	T.NAKAGAMI	27.543	T.NAKAGAMI	37.057	T.NAKAGAMI	30.342	21	T.NAKAGAMI	1'59.674	1'59.755 (21)	
22	I.LECUONA	24.877	A.BAUTISTA	27.622	I.LECUONA	37.152	A.ESPARGARO	30.386	22	I.LECUONA	2'00.000	2'00.451 (23)	
23	A.BAUTISTA	24.919	I.LECUONA	27.646	A.BAUTISTA	37.441	A.BAUTISTA	30.388	23	A.BAUTISTA	2'00.370	2'00.370 (22)	

These data/results cannot be reproduced, stored and/or transmitted in whole or in part by any manner of electronic, mechanical, photocopying, recording, broadcasting or otherwise now known or herein after developed without the previous express consent by the copyright owner, except for reproduction in daily press and regular printed publications on sale to the public within 60 days of the event related to those data/results and always provided that copyright symbol appears together as follows below.
© DORNA, 2023

Official MotoGP Timing by TISSOT
www.motogp.com






5543 m.

PETRONAS GRAND PRIX OF MALAYSIA

Practice

Fastest Laps Sequence

<i>Practice Time</i>	 <i>Rider</i>	<i>Nation</i>	<i>Motorcycle</i>	<i>Time</i>	<i>Km/h</i>	<i>Rider's Lap</i>
4'06.014	20 Fabio QUARTARARO	FRA	YAMAHA	2'00.033	166.2	2
4'07.507	73 Alex MARQUEZ	SPA	DUCATI	1'59.559	166.9	2
4'07.700	93 Marc MARQUEZ	SPA	HONDA	1'59.515	166.9	2
6'05.405	20 Fabio QUARTARARO	FRA	YAMAHA	1'59.391	167.1	3
6'06.212	73 Alex MARQUEZ	SPA	DUCATI	1'58.705	168.1	3
21'43.948	89 Jorge MARTIN	SPA	DUCATI	1'58.523	168.3	8
45'43.469	33 Brad BINDER	RSA	KTM	1'58.493	168.4	14
46'11.429	20 Fabio QUARTARARO	FRA	YAMAHA	1'58.399	168.5	15
47'41.779	33 Brad BINDER	RSA	KTM	1'58.310	168.6	15
49'07.249	73 Alex MARQUEZ	SPA	DUCATI	1'58.227	168.7	15
59'24.033	89 Jorge MARTIN	SPA	DUCATI	1'57.997	169.1	19
1:00'37.222	73 Alex MARQUEZ	SPA	DUCATI	1'57.823	169.3	19

These data/results cannot be reproduced, stored and/or transmitted in whole or in part by any manner of electronic, mechanical, photocopying, recording, broadcasting or otherwise now known or herein after developed without the previous express consent by the copyright owner, except for reproduction in daily press and regular printed publications on sale to the public within 60 days of the event related to those data/results and always provided that copyright symbol appears together as follows below.

© DORNA, 2023

Official MotoGP Timing by TISSOT
www.motogp.com

Sepang, Friday, November 10, 2023

