


5543 m.

PETRONAS GRAND PRIX OF MALAYSIA

Practice Nr. 1

Classification

3

	Rider	Nation	Team	Motorcycle	Time	Lap Total	Gap	Top Speed
1	5 Jaume MASIA	SPA	Leopard Racing	HONDA	2'12.065	10 11		228.8
2	53 Deniz ÖNCÜ	TUR	Red Bull KTM Ajo	KTM	2'12.500	11 12	0.435 0.435	225.9
3	55 Romano FENATI	ITA	Rivacold Snipers Team	HONDA	2'12.580	12 13	0.515 0.080	226.4
4	10 Diogo MOREIRA	BRA	MT Helmets - MSI	KTM	2'12.955	11 12	0.890 0.375	228.3
5	44 David MUÑOZ	SPA	BOE Motorsports	KTM	2'12.958	10 11	0.893 0.003	230.7
6	99 José Antonio RUEDA	SPA	Red Bull KTM Ajo	KTM	2'13.042	11 12	0.977 0.084	225.4
7	66 Joel KELSO	AUS	CFMOTO Racing PruestelGP	CFMOTO	2'13.044	13 13	0.979 0.002	227.3
8	71 Ayumu SASAKI	JPN	Liqui Moly Husqvarna Intact GP	HUSQVARNA	2'13.374	10 11	1.309 0.330	228.8
9	80 David ALONSO	COL	Gaviota GASGAS Aspar Team	GASGAS	2'13.384	13 14	1.319 0.010	225.0
10	43 Xavier ARTIGAS	SPA	CFMOTO Racing PruestelGP	CFMOTO	2'13.420	12 12	1.355 0.036	230.7
11	96 Daniel HOLGADO	SPA	Red Bull KTM Tech3	KTM	2'13.480	12 13	1.415 0.060	225.4
12	48 Ivan ORTOLÁ	SPA	Angeluss MTA Team	KTM	2'13.568	11 12	1.503 0.088	226.4
13	82 Stefano NEPA	ITA	Angeluss MTA Team	KTM	2'13.589	12 12	1.524 0.021	229.2
14	18 Matteo BERTELLE	ITA	Rivacold Snipers Team	HONDA	2'13.597	11 13	1.532 0.008	227.8
15	31 Adrian FERNANDEZ	SPA	Leopard Racing	HONDA	2'13.728	12 12	1.663 0.131	229.2
16	7 Filippo FARIOLI	ITA	Red Bull KTM Tech3	KTM	2'13.749	12 12	1.684 0.021	226.4
17	72 Taiyo FURUSATO	JPN	Honda Team Asia	HONDA	2'13.851	12 13	1.786 0.102	230.2
18	54 Riccardo ROSSI	ITA	SIC58 Squadra Corse	HONDA	2'13.882	12 13	1.817 0.031	228.8
19	70 Joshua WHATLEY	GBR	VisionTrack Racing Team	HONDA	2'13.961	11 12	1.896 0.079	226.8
20	6 Ryusei YAMANAKA	JPN	Gaviota GASGAS Aspar Team	GASGAS	2'14.109	10 12	2.044 0.148	228.8
21	19 Scott OGDEN	GBR	VisionTrack Racing Team	HONDA	2'14.135	12 13	2.070 0.026	229.2
22	27 Kaito TOBA	JPN	SIC58 Squadra Corse	HONDA	2'14.149	11 12	2.084 0.014	228.3
23	63 Syarifuddin AZMAN	MAL	MT Helmets - MSI	KTM	2'14.258	10 12	2.193 0.109	228.8
24	21 Vicente PEREZ	SPA	BOE Motorsports	KTM	2'14.317	9 10	2.252 0.059	225.4
25	95 Collin VEIJER	NED	Liqui Moly Husqvarna Intact GP	HUSQVARNA	2'14.327	12 13	2.262 0.010	227.3
26	38 David SALVADOR	SPA	CIP Green Power	KTM	2'14.334	11 13	2.269 0.007	229.2
27	64 Mario AJI	INA	Honda Team Asia	HONDA	2'14.649	11 12	2.584 0.315	225.0
28	20 Lorenzo FELLON	FRA	CIP Green Power	KTM	2'14.982	10 10	2.917 0.333	224.5

Practice condition: **Dry**

Air: **27°**

Humidity: **89%**

Ground: **35°**

Fastest Lap:	Lap: 10	Jaume MASIA	2'12.065	151 Km/h
Best Race Lap:	2022	Ayumu SASAKI	2'12.671	150.4 Km/h
All Time Lap Record:	2022	Dennis FOGGIA	2'11.411	151.8 Km/h

The results are provisional until the end of the limit for protest and appeals.

Time limit for protest expires 60' after publication of the results - Time:

These data/results cannot be reproduced, stored and/or transmitted in whole or in part by any manner of electronic, mechanical, photocopying, recording, broadcasting or otherwise now known or herein after developed without the previous express consent by the copyright owner, except for reproduction in daily press and regular printed publications on sale to the public within 60 days of the event related to those data/results and always provided that copyright symbol appears together as follows below.

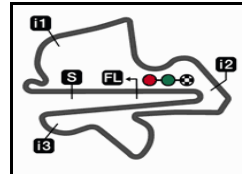
© DORNA, 2023

Official MotoGP Timing by TISSOT

www.motogp.com

Sepang, Friday, November 10, 2023






5543 m.

PETRONAS GRAND PRIX OF MALAYSIA

Practice Nr. 1

Top Speed & Average

4

	Rider	Nation	Motorcycle	Top 5 speeds					Average	Top
43	Xavier ARTIGAS	SPA	CFMOTO	230.7	230.2	229.2	228.3	228.3	229.3	230.7
44	David MUÑOZ	SPA	KTM	230.7	229.7	229.7	229.2	228.3	229.3	230.7
72	Taiyo FURUSATO	JPN	HONDA	230.2	228.3	227.3	226.8	226.4	227.6	230.2
19	Scott OGDEN	GBR	HONDA	229.2	229.2	228.8	226.8	226.8	228.2	229.2
31	Adrian FERNANDEZ	SPA	HONDA	229.2	228.8	228.3	227.8	227.3	228.3	229.2
38	David SALVADOR	SPA	KTM	229.2	228.8	227.3	227.3	226.8	227.9	229.2
82	Stefano NEPA	ITA	KTM	229.2	226.4	226.4	226.4	225.9	226.9	229.2
5	Jaume MASIA	SPA	HONDA	228.8	228.8	228.3	228.3	228.3	228.4	228.8
6	Ryusei YAMANAKA	JPN	GASGAS	228.8	228.3	227.8	227.8	226.8	227.7	228.8
54	Riccardo ROSSI	ITA	HONDA	228.8	228.8	227.8	227.3	226.4	227.4	228.8
63	Syarifuddin AZMAN	MAL	KTM	228.8	227.8	226.4	226.4	226.4	227.2	228.8
71	Ayumu SASAKI	JPN	HUSQVARNA	228.8	228.3	228.3	227.8	227.3	228.0	228.8
10	Diogo MOREIRA	BRA	KTM	228.3	228.3	227.3	226.8	226.4	227.4	228.3
27	Kaito TOBA	JPN	HONDA	228.3	228.3	228.3	227.8	227.3	228.0	228.3
18	Matteo BERTELLE	ITA	HONDA	227.8	227.8	227.3	227.3	226.8	227.2	227.8
66	Joel KELSO	AUS	CFMOTO	227.3	225.4	224.5	224.0	223.1	224.6	227.3
95	Collin VEIJER	NED	HUSQVARNA	227.3	226.4	226.4	226.4	226.4	226.6	227.3
70	Joshua WHATLEY	GBR	HONDA	226.8	225.9	225.0	224.5	224.5	225.3	226.8
7	Filippo FARIOLI	ITA	KTM	226.4	225.9	225.4	225.0	224.5	225.4	226.4
48	Ivan ORTOLÁ	SPA	KTM	226.4	225.4	225.0	224.0	224.0	225.0	226.4
55	Romano FENATI	ITA	HONDA	226.4	225.9	225.9	225.4	225.0	225.7	226.4
53	Deniz ÖNCÜ	TUR	KTM	225.9	225.0	225.0	224.5	224.5	224.8	225.9
21	Vicente PEREZ	SPA	KTM	225.4	225.0	224.5	224.5	224.0	224.5	225.4
96	Daniel HOLGADO	SPA	KTM	225.4	225.0	225.0	225.0	225.0	225.1	225.4
99	José Antonio RUEDA	SPA	KTM	225.4	225.0	224.5	224.0	223.6	224.4	225.4
64	Mario AJI	INA	HONDA	225.0	223.6	223.6	223.1	221.3	223.0	225.0
80	David ALONSO	COL	GASGAS	225.0	224.5	224.5	224.0	224.0	224.4	225.0
20	Lorenzo FELLON	FRA	KTM	224.5	224.5	224.5	224.0	223.6	224.2	224.5

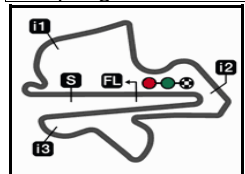
These data/results cannot be reproduced, stored and/or transmitted in whole or in part by any manner of electronic, mechanical, photocopying, recording, broadcasting or otherwise now known or herein after developed without the previous express consent by the copyright owner, except for reproduction in daily press and regular printed publications on sale to the public within 60 days of the event related to those data/results and always provided that copyright symbol appears together as follows below.

© DORNA, 2023

Official MotoGP Timing by TISSOT
www.motogp.com



Sepang, Friday, November 10, 2023



5543 m.

PETRONAS GRAND PRIX OF MALAYSIA

Practice Nr. 1

Chronological Analysis of Performances

5

* Lap / Sector time cancelled

T1 Time from finish line to 1st intermediate

T3 Time from 2nd intermed. to 3rd intermed.

P Crossing the finish line in pit lane

T2 Time from 1st intermed. to 2nd intermed.

T4 Time from 3rd intermediate to finish line

Lap	Lap Time	T1	T2	T3	T4	Speed	Lap	Lap Time	T1	T2	T3	T4	Speed		
1st	5	Jaume MASIA Leopard Racing SPA						4th	10	Diogo MOREIRA MT Helmets - MSI BRA					
		Runs=2	Total laps=11	Full laps=8	Valid laps=8				Runs=2	Total laps=12	Full laps=9	Valid laps=9			
1	4'14.560	28.732	34.562	44.904	37.843		1	3'31.882	25.560	31.299	42.872	36.697			
2	2'17.705	28.686	31.544	40.991	36.484	228.3	2	2'15.770	28.432	30.746	40.492	36.100	224.0		
3	2'15.266	28.161	30.717	40.374	36.014	228.3	3	2'14.881	28.423	30.374	40.138	35.946	225.0		
4	2'14.107	27.990	30.389	40.080	35.648	228.3	4	2'14.126	28.089	30.051	40.255	35.731	228.3		
5	2'13.747	27.982	30.138	39.864	35.763	228.8	5	2'14.580	28.174	30.290	40.164	35.952	227.3		
6	2'24.393	33.006	33.940	41.535	35.912	227.3	6	2'14.178	28.161	30.082	40.055	35.880	226.4		
7	2'13.460	27.931	30.221	39.693	35.615	228.3	7	2'14.595	28.355	30.142	40.185	35.913	226.8		
8	2'28.267 P	28.037	30.255	43.023	46.952	228.3	8	2'14.623	28.152	30.249	40.110	36.112	225.0		
9	10'20.229	26.238	30.881	40.192	35.552		9	2'29.437 P	29.726	32.149	41.418	46.144	223.6		
10	2'12.065	27.595	29.785	39.410	35.275	228.3	10	8'49.587	26.051	40.107	40.123	36.383			
11	2'12.640	27.752	29.791	39.265	35.832	228.8	11	2'12.955	27.874	29.824	39.697	35.560	225.4		
							12	2'15.844	27.869	32.436	39.807	35.732	228.3		
2nd	53	Deniz ÖNCÜ Red Bull KTM Ajo TUR						5th	44	David MUÑOZ BOE Motorsports SPA					
		Runs=2	Total laps=12	Full laps=9	Valid laps=9				Runs=2	Total laps=11	Full laps=8	Valid laps=8			
1	3'57.091	26.632	33.736	42.448	36.866		1	3'25.269	27.929	32.965	43.791	43.434			
2	2'16.580	28.904	30.890	40.719	36.067	224.5	2	2'18.619	29.147	31.112	41.072	37.288	229.7		
3	2'14.871	28.620	30.372	39.924	35.955	225.9	3	2'15.884	28.413	30.706	40.610	36.155	230.7		
4	2'14.093	28.389	30.048	39.847	35.809	224.5	4	2'15.620	28.496	30.410	40.603	36.111	227.3		
5	2'13.752	28.260	30.002	39.704	35.786	225.0	5	2'15.075	28.395	30.281	40.442	35.957	227.8		
6	2'14.641	28.336	30.136	40.063	36.106	225.0	6	2'15.031	28.326	30.445	40.220	36.040	229.2		
7	2'16.881	28.350	31.351	41.010	36.170	224.5	7	2'14.558	28.358	30.151	40.335	35.714	228.3		
8	2'24.797 P	28.367	30.142	41.603	44.685	224.5	8	2'28.922 P	28.940	30.781	41.918	47.283	221.7		
9	9'54.293	25.087	30.076	40.993	36.329		9	11'05.112	26.993	32.625	47.551	37.693			
10	2'12.850	27.940	29.650	39.487	35.773	224.0	10	2'12.958	27.982	29.761	39.904	35.311	229.7		
11	2'12.500	28.060	29.650	39.178	35.612	224.0	11	2'15.546	28.048	29.990	39.859	37.649	228.3		
12	2'13.384	28.227	29.855	39.577	35.725	224.0									
3rd	55	Romano FENATI Rivacold Snipers Tea ITA						6th	99	José Antonio RUED Red Bull KTM Ajo SPA					
		Runs=3	Total laps=13	Full laps=8	Valid laps=8				Runs=2	Total laps=12	Full laps=9	Valid laps=9			
1	3'06.739	27.784	33.151	42.507	37.184		1	2'57.506	27.077	33.563	44.165	37.116			
2	2'18.414	29.051	31.619	41.415	36.329	223.6	2	2'21.673	29.614	31.656	41.725	38.678	221.3		
3	2'16.115	28.373	30.782	40.774	36.186	225.4	3	2'18.597	28.886	31.255	41.550	36.906	222.2		
4	2'15.365	28.213	30.362	40.344	36.446	225.9	4	2'16.490	28.567	30.956	40.823	36.144	224.5		
5	2'14.824	28.180	30.404	40.135	36.105	226.4	5	2'16.441	28.670	30.738	40.764	36.269	225.4		
6	2'30.495 P	30.701	30.675	41.139	47.980	225.0	6	2'16.054	28.613	30.669	40.646	36.126	225.0		
7	5'49.813	26.844	31.256	40.900	36.705		7	2'16.235	28.669	30.626	40.639	36.301	224.0		
8	2'15.159	28.328	30.296	40.132	36.403	222.6	8	2'26.358 P	28.574	30.821	41.613	45.350	223.6		
9	2'14.736	28.235	30.217	40.065	36.219	222.6	9	10'36.608	25.602	30.686	40.562	35.993			
10	2'26.755 P	28.862	31.194	41.143	45.556	217.3	10	2'14.068	28.308	30.173	40.058	35.529	223.1		
11	4'57.571	29.404	30.215	39.647	35.835		11	2'13.042	28.029	29.750	39.636	35.627	223.6		
12	2'12.580	27.884	29.573	39.313	35.810	225.9	12	2'13.799	28.300	29.954	39.897	35.648	222.2		
13	2'13.220	27.897	29.834	39.590	35.899	224.5									

Fastest Lap: Jaume MASIA Leopard Racing SPA **2'12.065** 27.595 29.785 39.410 35.275

These data/results cannot be reproduced, stored and/or transmitted in whole or in part by any manner of electronic, mechanical, photocopying, recording, broadcasting or otherwise now known or herein after developed without the previous express consent by the copyright owner, except for reproduction in daily press and regular printed publications on sale to the public within 60 days of the event related to those data/results and always provided that copyright symbol appears together as follows below.
© DORNA, 2023

Practice Nr. 1

Moto3

Lap	Lap Time	T1	T2	T3	T4	Speed	Lap	Lap Time	T1	T2	T3	T4	Speed
7th	66	Joel KELSO CFMOTO Racing Pru AUS					8	2'14.612	28.250	30.302	40.285	35.775	226.4
		Runs=2	Total laps=13	Full laps=10	Valid laps=10		9	2'27.914 P	29.792	31.318	40.952	45.852	226.8
1	3'49.567	27.682	33.068	43.186	37.333		10	8'49.168	24.791	39.644	40.236	36.155	
2	2'18.665	28.994	30.924	41.750	36.997	221.7	11	2'13.676	27.893	30.026	40.134	35.623	229.2
3	2'16.478	28.716	30.555	40.895	36.312	222.6	12	2'13.420	27.940	29.985	39.815	35.680	227.8
4	2'16.022	28.465	30.525	40.628	36.404	222.6	11th 96 Daniel HOLGADO Red Bull KTM Tech3 SPA						
5	2'16.243	28.398	30.497	40.591	36.757	223.1		Runs=2	Total laps=13	Full laps=10	Valid laps=10		
6	2'15.132	28.413	30.206	40.275	36.238	224.5	1	3'24.982	26.502	32.676	43.145	37.202	
7	2'16.462	28.625	30.489	41.095	36.253	223.1	2	2'18.334	28.933	31.349	41.173	36.879	225.4
8	2'15.499	28.331	30.245	40.631	36.292	224.0	3	2'16.294	28.509	30.878	40.663	36.244	225.0
9	2'15.814	28.522	30.494	40.508	36.290	221.7	4	2'15.512	28.292	30.627	40.447	36.146	224.5
10	2'28.259 P	29.209	31.535	41.961	45.554	221.3	5	2'15.202	28.202	30.537	40.338	36.125	225.0
11	6'06.815	24.728	38.270	40.470	36.602		6	2'14.446	28.091	30.367	40.070	35.918	225.0
12	2'13.141	28.082	29.872	39.673	35.514	225.4	7	2'16.080	28.180	30.297	41.588	36.015	224.5
13	2'13.044	27.938	29.746	39.657	35.703	227.3	8	2'14.494	28.085	30.348	40.099	35.962	223.6
8th 71 Ayumu SASAKI Liqui Moly Husqvarna JPN							9	2'30.383 P	30.568	31.693	40.898	47.224	225.0
		Runs=2	Total laps=11	Full laps=7	Valid laps=7		10	8'16.461	24.913	30.965	40.287	35.811	
1	6'34.063	28.273	32.413	41.867	36.847		11	2'13.884	28.008	30.187	39.899	35.790	224.5
2	2'16.968	28.876	30.974	40.875	36.243	228.3	12	2'13.480	27.905	30.075	39.810	35.690	225.0
3	2'15.627	28.483	30.538	40.548	36.058	228.8	13	2'13.738	27.916	30.198	39.885	35.739	224.5
4	2'15.231	28.526	30.504	40.275	35.926	228.3	12th 48 Ivan ORTOLÁ Angeluss MTA Team SPA						
5	2'14.920	28.295	30.349	40.311	35.965	227.3		Runs=3	Total laps=12	Full laps=7	Valid laps=7		
6	2'15.045	28.285	30.324	40.465	35.971	226.8	1	3'13.812	29.577	33.330	45.010	36.957	
7	2'29.090 P	28.309	32.589	41.440	46.752	226.8	2	2'16.716	28.655	30.971	41.011	36.079	225.4
8	10'12.143	27.356	40.074	40.252	35.997		3	2'16.323	28.516	30.835	40.609	36.363	225.0
9	2'13.416	28.096	29.980	39.698	35.642	226.8	4	2'15.577	28.379	30.469	40.409	36.320	224.0
10	2'13.374	27.842	30.018	39.887	35.627	227.8	5	2'15.007	28.088	30.369	40.365	36.185	226.4
11	2'46.092 P	32.500	37.495*	46.190	49.907	227.3	6	2'26.090 P	28.283	30.387	41.289	46.131	222.6
9th 80 David ALONSO Gaviota GASGAS As COL							7	7'01.220	30.119	31.046	40.810	36.583	
		Runs=2	Total laps=14	Full laps=10	Valid laps=10		8	2'25.741 P	28.400	30.807	40.712	45.822	220.4
1	2'43.314	27.092	33.333	43.741	37.267		9	5'37.267	24.634	30.534	40.106	35.808	
2	2'21.015	29.457	32.307	42.348	36.903	222.2	10	2'13.689	28.070	30.083	39.796	35.740	223.6
3	2'17.762	28.649	31.117	41.379	36.617	224.5	11	2'13.568	27.979	30.006	39.691	35.892	224.0
4	2'16.336	28.514	30.916	40.730	36.176	223.6	12	2'20.380	28.270	30.194	45.159	36.757	223.6
5	2'15.563	28.256	30.570	40.695	36.042	225.0	13th 82 Stefano NEPA Angeluss MTA Team ITA						
6	2'15.801	28.258	30.634	40.528	36.381	224.0		Runs=2	Total laps=12	Full laps=9	Valid laps=9		
7	2'16.860	29.028	30.981	40.582	36.269	224.0	1	3'00.838	29.746	34.904	44.846	38.428	
8	2'15.472	28.359	30.648	40.171	36.294	223.6	2	2'20.784	29.773	32.003	41.936	37.072	224.5
9	2'16.019	28.391	30.591	40.743	36.294	223.1	3	2'17.361	28.817	31.129	41.045	36.370	226.4
10	2'25.032 P	28.290	30.469	40.148	46.125	223.6	4	2'17.958	28.580	30.629	42.240	36.509	226.4
11	6'48.017	24.342	30.319	40.329	41.506		5	2'15.576	28.407	30.396	40.595	36.178	226.4
12	2'14.097	28.196	30.226	39.981	35.694	222.6	6	2'15.808	28.555	30.499	40.596	36.158	225.4
13	2'13.384	28.021	30.178	39.607	35.578	223.6	7	2'15.602	28.477	30.603	40.399	36.123	224.0
14	3'30.688 P	27.990	1'14.960	41.303	1'06.435	224.5	8	2'24.544 P	28.494	30.504	40.438	45.108	224.0
10th 43 Xavier ARTIGAS CFMOTO Racing Pru SPA							9	10'55.483	27.288	32.869	44.054	36.514	
		Runs=2	Total laps=12	Full laps=9	Valid laps=9		10	2'13.984	28.266	30.079	39.884	35.755	225.4
1	3'25.094	26.919	32.933	43.155	37.680		11	2'15.648	28.245	31.034	40.197	36.172	229.2
2	2'19.214	29.255	31.550	41.572	36.837	228.3	12	2'13.589	28.164	30.016	39.731	35.678	225.9
3	2'16.782	28.634	30.839	40.691	36.618	230.7	14th 18 Matteo BERTELLE Rivacold Snipers Tea ITA						
4	2'15.927	28.627	30.700	40.391	36.209	230.2		Runs=2	Total laps=13	Full laps=10	Valid laps=9		
5	2'14.965	28.139	30.366	40.429	36.031	228.3	1	3'06.931	28.090	33.965	43.928	37.659	
6	2'15.265	28.333	30.468	40.529	35.935	227.3	2	2'18.849	29.427	31.566	41.301	36.555	226.8
7	2'14.912	28.330	30.492	40.171	35.919	226.4							

Fastest Lap: Jaume MASIA Leopard Racing SPA **2'12.065** 27.595 29.785 39.410 35.275

These data/results cannot be reproduced, stored and/or transmitted in whole or in part by any manner of electronic, mechanical, photocopying, recording, broadcasting or otherwise now known or herein after developed without the previous express consent by the copyright owner, except for reproduction in daily press and regular printed publications on sale to the public within 60 days of the event related to those data/results and always provided that copyright symbol appears together as follows below.
© DORNA, 2023

Official MotoGP Timing by TISSOT
www.motogp.com

Sepang, Friday, November 10, 2023

Page 2 of 4



Practice Nr. 1

Moto3

Lap	Lap Time	T1	T2	T3	T4	Speed	Lap	Lap Time	T1	T2	T3	T4	Speed
3	2'16.138	28.695	30.745	40.521	36.177	226.8	13	2'15.045 *	28.213	30.279*	40.124	36.429	225.4
4	2'16.012	28.567	30.639	40.404	36.402	227.8	18th 54 Riccardo ROSSI SIC58 Squadra Corse ITA						
5	2'15.287	28.243	30.516	40.372	36.156	227.8	Runs=2 Total laps=13 Full laps=10 Valid laps=9						
6	2'15.433	28.507	30.439	40.240	36.247	227.3	1	3'00.277	27.195	33.924	44.105	37.939	
7	2'21.042	30.173	31.179	42.367	37.323	221.3	2	2'19.985	29.643	31.847	41.719	36.776	224.5
8	2'22.473	29.048	36.219	40.618	36.588	225.4	3	2'17.415	28.925	31.277	40.875	36.338	226.4
9	2'29.767 P	28.471	30.636	41.517	49.143	225.4	4	2'17.290	28.603	30.827	40.826	37.034	225.4
10	8'36.545	25.545	31.335	40.342	42.479		5	2'16.171	28.524	30.583	40.613	36.451	226.4
11	2'13.597	28.072	30.181	39.580	35.764	226.4	6	2'18.547	28.563	30.509	41.624	37.851	227.3
12	2'14.010	27.965	30.037	39.659	36.349	226.8	7	2'15.421	28.442	30.539	40.353	36.087	226.4
13	2'21.909 *	27.909	36.130*	41.172	36.698	227.3	8	2'15.626	28.552	30.451	40.295	36.328	225.9
15th 31 Adrian FERNANDEZ Leopard Racing SPA							9	2'40.681 P	31.366	32.711	44.604	52.000	214.7
Runs=2 Total laps=12 Full laps=9 Valid laps=9							10	8'35.589	25.189	30.983	41.187	47.623	
1	5'34.848	27.150	32.047	41.780	36.416		11	2'14.474	28.250	30.232	40.080	35.912	227.8
2	2'16.082	28.568	30.594	40.952	35.968	229.2	12	2'13.882	28.150	30.082	39.805	35.845	228.8
3	2'15.897	28.392	30.797	40.665	36.043	228.3	13	2'14.423 *	28.267	30.411*	39.973	35.772	228.8
4	2'15.492	28.360	30.642	40.523	35.967	228.8	19th 70 Joshua WHATLEY VisionTrack Racing T GBR						
5	2'15.701	28.365	30.707	40.528	36.101	226.8	Runs=2 Total laps=12 Full laps=9 Valid laps=9						
6	2'15.105	28.402	30.558	40.267	35.878	226.8	1	3'14.215	29.625	35.071	46.747	38.973	
7	2'15.522	28.327	30.798	40.392	36.005	226.4	2	2'19.649	29.496	31.396	42.024	36.733	224.0
8	2'15.656	28.366	30.716	40.464	36.110	225.9	3	2'17.647	29.106	30.939	41.279	36.323	222.2
9	2'27.853 P	28.488	30.787	40.686	47.892	225.0	4	2'16.243	28.699	30.653	40.646	36.245	223.1
10	6'47.422	25.004	30.868	40.187	35.747		5	2'15.674	28.526	30.457	40.506	36.185	224.0
11	2'13.838	28.010	30.316	39.966	35.546	227.8	6	2'22.653	32.598	31.813	42.115	36.127	222.2
12	2'13.728	27.994	30.590	39.684	35.460	227.3	7	2'15.021	28.428	30.298	40.264	36.031	224.5
16th 7 Filippo FARIOLI Red Bull KTM Tech3 ITA							8	2'15.748	28.385	30.393	40.662	36.308	225.9
Runs=2 Total laps=12 Full laps=9 Valid laps=9							9	2'30.138 P	30.050	31.382	41.149	47.557	224.5
1	3'25.469	26.104	32.880	44.198	38.209		10	8'47.312	27.736	37.278	48.559	39.873	
2	2'18.229	29.098	31.198	41.218	36.715	225.9	11	2'13.961	28.136	30.017	39.992	35.816	225.0
3	2'16.591	28.846	30.764	40.485	36.496	226.4	12	2'14.576	28.137	30.175	40.379	35.885	226.8
4	2'17.227	28.736	30.665	40.659	37.167	224.0	20th 6 Ryusei YAMANAKA Gaviota GASGAS As JPN						
5	2'15.971	28.449	30.465	40.738	36.319	224.0	Runs=2 Total laps=12 Full laps=9 Valid laps=8						
6	2'18.413	28.508	30.775	40.920	38.210	224.5	1	3'18.695	27.410	32.996	43.734	37.764	
7	2'16.881	28.700	30.777	40.776	36.628	222.6	2	2'19.066	29.061	31.717	41.803	36.485	222.6
8	2'23.925 P	28.528	30.703	40.712*	43.982	223.1	3	2'17.046	28.698	30.869	40.765	36.714	227.8
9	10'29.603	24.661	30.529	41.045	36.162		4	2'15.604	28.556	30.368	40.436	36.244	227.8
10	2'14.024	28.065	30.199	39.964	35.796	225.4	5	2'16.156	29.019	30.505	40.311	36.321	228.3
11	2'13.848	28.008	30.102	39.836	35.902	225.0	6	2'14.636	28.409	30.092	39.935	36.200	226.8
12	2'13.749	28.079	30.108	39.758	35.804	223.6	7	2'15.416	28.363	30.279	40.497	36.277	228.8
17th 72 Taiyo FURUSATO Honda Team Asia JPN							8	2'29.166 P	28.434	30.152	40.703	49.877	226.4
Runs=2 Total laps=13 Full laps=10 Valid laps=9							9	10'47.803	25.097	30.355	40.546	43.993	
1	3'19.294	26.699	32.641	43.352	37.685		10	2'14.109	28.305	30.100	39.958	35.746	222.2
2	2'17.721	28.942	31.266	41.427	36.086	230.2	11	2'18.686	28.103	30.057	39.825	40.701	225.0
3	2'17.273	28.670	30.964	40.955	36.684	226.8	12	2'15.036 *	28.151	30.991*	40.039	35.855	226.8
4	2'15.962	28.321	30.602	40.748	36.291	226.4	21st 19 Scott OGDEN VisionTrack Racing T GBR						
5	2'15.223	28.235	30.611	40.346	36.031	227.3	Runs=2 Total laps=13 Full laps=10 Valid laps=8						
6	2'15.411	28.253	30.462	40.500	36.196	226.4	1	3'24.489	26.889	33.119	43.965	37.970	
7	2'15.111	28.359	30.413	40.269	36.070	225.4	2	2'19.763	29.689	31.235	41.904	36.935	226.8
8	2'15.222	28.117	30.368	40.378	36.359	228.3	3	2'17.424	28.996	30.975	41.047	36.406	229.2
9	2'29.422 P	29.910	30.627	40.495	48.390	222.6	4	2'16.808	28.711	30.688	40.912	36.497	229.2
10	8'42.602	25.299	31.056	40.258	39.563		5	2'15.611	28.569	30.486	40.416	36.140	228.8
11	2'14.211	28.176	30.162	40.169	35.704	224.0	6	2'20.456	28.512	30.349	40.859	40.736	226.8
12	2'13.851	28.053	30.117	39.997	35.684	225.9							

Fastest Lap: Jaume MASIA Leopard Racing SPA 2'12.065 27.595 29.785 39.410 35.275

These data/results cannot be reproduced, stored and/or transmitted in whole or in part by any manner of electronic, mechanical, photocopying, recording, broadcasting or otherwise now known or herein after developed without the previous express consent by the copyright owner, except for reproduction in daily press and regular printed publications on sale to the public within 60 days of the event related to those data/results and always provided that copyright symbol appears together as follows below.
© DORNA, 2023

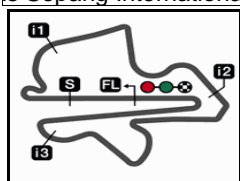
Practice Nr. 1

Moto3

Lap	Lap Time	T1	T2	T3	T4	Speed	Lap	Lap Time	T1	T2	T3	T4	Speed
7	2'15.579	28.439	30.411	40.540	36.189	224.5	4	2'16.257	28.844	30.612	40.499	36.302	225.9
8	2'16.385 *	28.430	30.644	40.703*	36.608	225.4	5	2'15.427	28.416	30.481	40.391	36.139	227.3
9	2'31.957 P	29.851	32.077	42.866	47.163	223.1	6	2'15.558	28.413	30.489	40.399	36.257	226.4
10	8'15.632	25.053	30.829	40.413	42.174		7	2'15.575	28.425	30.498	40.423	36.229	226.4
11	2'14.521	28.347	30.183	40.256	35.735	225.9	8	2'15.714	28.369	30.519	40.286	36.540	226.4
12	2'14.135	28.105	30.207	39.933	35.890	225.9	9	2'25.560 P	28.490	30.584	40.597	45.889	225.0
13	2'23.964 *	34.491	31.488*	42.106	35.879	223.6	10	7'50.705	28.913	33.438	40.804	36.639	
22nd 27 Kaito TOBA SIC58 Squadra Corse JPN Runs=2 Total laps=12 Full laps=9 Valid laps=8							11	2'14.794	28.360	30.375	39.977	36.082	225.4
1	3'19.137	28.187	32.929	43.594	37.669		12	2'14.327	28.203	30.251	39.923	35.950	225.4
2	2'18.617	29.003	31.321	41.707	36.586	228.3	13	3'07.921 P	36.732	40.369*	59.386	51.434	186.5
3	2'16.928	28.793	30.690	40.790	36.655	228.3	26th 38 David SALVADOR CIP Green Power SPA Runs=2 Total laps=13 Full laps=10 Valid laps=9						
4	2'15.834	28.544	30.382	40.786	36.122	226.4	1	3'12.890	28.067	35.118	43.788	36.904	
5	2'15.301	28.238	30.373	40.561	36.129	227.3	2	2'18.574	29.033	31.610	41.066	36.865	224.5
6	2'15.250	28.478	30.197	40.432	36.143	227.8	3	2'20.257	30.030	31.079	41.190	37.958	223.1
7	2'14.658	28.303	30.157	40.205	35.993	228.3	4	2'16.422	28.785	30.713	40.551	36.373	228.8
8	2'30.218 P	28.319	30.306	40.416	51.177	225.9	5	2'17.455	28.925	30.615	40.794	37.121	226.8
9	10'50.373	25.288	30.650	40.279	44.816		6	2'16.167	28.922	30.459	40.520	36.266	227.3
10	2'14.741	28.435	30.058	40.278	35.970	225.4	7	2'15.862	28.483	30.504	40.530	36.345	225.9
11	2'14.149	28.296	30.033	39.881	35.939	225.0	8	2'16.180	28.566	30.627	40.613	36.374	225.4
12	2'14.385 *	28.192	30.240*	40.035	35.918	225.0	9	2'28.516 P	28.657	30.831	40.700	48.328	224.0
23rd 63 Syarifuddin AZMAN MT Helmets - MSI MAL Runs=2 Total laps=12 Full laps=9 Valid laps=9							10	8'36.353	25.392	31.461	40.363	42.373	
1	3'25.596	25.459	31.629	42.825	37.947		11	2'14.334	28.077	30.296	40.152	35.809	229.2
2	2'18.828	28.976	31.390	41.699	36.763	226.4	12	2'14.705	28.234	30.355	40.148	35.968	227.3
3	2'17.052	28.872	30.841	40.982	36.357	228.8	13	2'20.497 *	28.301	33.683*	40.819	37.694	226.4
4	2'15.850	28.511	30.616	40.616	36.107	227.8	27th 64 Mario AJI Honda Team Asia INA Runs=2 Total laps=12 Full laps=9 Valid laps=8						
5	2'15.016	28.157	30.402	40.260	36.197	225.4	1	3'24.030	27.509	33.763	44.013	37.914	
6	2'15.508	28.206	30.540	40.557	36.205	225.0	2	2'19.906	29.394	31.738	41.631	37.143	219.9
7	2'15.375	28.168	30.471	40.535	36.201	226.4	3	2'16.881	28.781	30.670	40.753	36.677	225.0
8	2'26.648 P	28.628	31.393	41.482*	45.145	225.0	4	2'17.502	29.104	30.824	40.869	36.705	223.6
9	10'32.713	24.450	30.834	40.318	36.004		5	2'16.189	28.877	30.567	40.409	36.336	223.1
10	2'14.258	27.941	30.248	40.097	35.972	226.4	6	2'18.289	28.407	30.594	40.502	38.786	223.6
11	2'14.384	27.995	30.264	40.060	36.065	225.9	7	2'16.192	28.585	30.794	40.309	36.504	220.4
12	2'15.922	28.211	30.718	40.648	36.345	224.0	8	2'35.323 P	30.714	31.839	42.056*	50.714	218.1
24th 21 Vicente PEREZ BOE Motorsports SPA Runs=2 Total laps=10 Full laps=7 Valid laps=7							9	10'30.113	24.750	30.889	40.347	42.362	
1	3'13.176	27.955	34.510	43.877	37.333		10	2'16.845	28.396	30.682	40.043	37.724	221.3
2	2'18.264	29.182	31.631	41.046	36.405	225.4	11	2'14.649	28.495	30.155	39.983	36.016	221.3
3	2'16.549	28.676	31.044	40.674	36.155	224.0	12	2'15.652 *	28.278	30.441*	40.448	36.485	219.0
4	2'16.159	28.558	30.676	40.354	36.571	224.5	28th 20 Lorenzo FELLON CIP Green Power FRA Runs=2 Total laps=10 Full laps=7 Valid laps=7						
5	2'15.323	28.312	30.615	40.250	36.146	224.0	1	3'11.622	26.433	33.074	42.513	36.940	
6	2'26.012 P	28.621	30.670	40.430	46.291	225.0	2	2'17.311	28.896	31.282	40.803	36.330	223.1
7	15'17.337	25.186	30.575	40.289	36.080		3	2'16.142	28.554	30.753	40.576	36.259	224.5
8	2'14.985	28.628	30.498	39.857	36.002	224.5	4	2'17.285	28.760	30.730	40.620	37.175	224.5
9	2'14.317	28.268	30.242	39.940	35.867	224.0	5	2'16.421	28.632	30.716	40.623	36.450	224.0
10	2'16.606	28.399	30.273	40.249	37.685	222.6	6	2'17.500	29.619	30.770	40.725	36.386	223.6
25th 95 Collin VEIJER Liqui Moly Husqvarna NED Runs=2 Total laps=13 Full laps=9 Valid laps=9							7	2'17.167	28.686	30.915	40.771	36.795	223.1
1	4'11.394	27.738	34.338	44.194	37.647		8	2'52.341 P	29.094	30.757	40.728	45.203	224.5
2	2'21.559	29.432	31.866	42.164	38.097	224.0	9	13'56.882	24.934	30.896	40.492	36.141	
3	2'17.989	28.872	31.153	41.177	36.787	226.4	10	2'14.982	28.437	30.451	40.111	35.983	223.1

Fastest Lap: Jaume MASIA Leopard Racing SPA 2'12.065 27.595 29.785 39.410 35.275

These data/results cannot be reproduced, stored and/or transmitted in whole or in part by any manner of electronic, mechanical, photocopying, recording, broadcasting or otherwise now known or herein after developed without the previous express consent by the copyright owner, except for reproduction in daily press and regular printed publications on sale to the public within 60 days of the event related to those data/results and always provided that copyright symbol appears together as follows below.
© DORNA, 2023



5543 m.

PETRONAS GRAND PRIX OF MALAYSIA

Practice Nr. 1

Best Partial Times

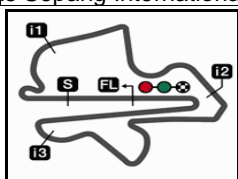
Moto3™

IT Ideal Lap Time, sum of the best partial times

BT Best Lap Time

T1		T2		T3		T4						
Pos	Rider	Time	Rider	Time	Rider	Time	Rider	Time	Pos	Rider	IT	BT
1	J.MASIA	27.595	R.FENATI	29.573	D.ÖNCÜ	39.178	J.MASIA	35.275	1	J.MASIA	2'11.920	2'12.065 (1)
2	A.SASAKI	27.842	D.ÖNCÜ	29.650	J.MASIA	39.265	D.MUÑOZ	35.311	2	D.ÖNCÜ	2'12.380	2'12.500 (2)
3	D.MOREIRA	27.869	J.KELSO	29.746	R.FENATI	39.313	A.FERNANDEZ	35.460	3	R.FENATI	2'12.580	2'12.580 (3)
4	R.FENATI	27.884	J.RUEDA	29.750	M.BERTELLE	39.580	J.KELSO	35.514	4	J.KELSO	2'12.855	2'13.044 (7)
5	X.ARTIGAS	27.893	D.MUÑOZ	29.761	D.ALONSO	39.607	J.RUEDA	35.529	5	D.MUÑOZ	2'12.913	2'12.958 (5)
6	D.HOLGADO	27.905	J.MASIA	29.785	J.RUEDA	39.636	D.MOREIRA	35.560	6	J.RUEDA	2'12.944	2'13.042 (6)
7	M.BERTELLE	27.909	D.MOREIRA	29.824	J.KELSO	39.657	D.ALONSO	35.578	7	D.MOREIRA	2'12.950	2'12.955 (4)
8	J.KELSO	27.938	A.SASAKI	29.980	A.FERNANDEZ	39.684	D.ÖNCÜ	35.612	8	A.SASAKI	2'13.147	2'13.374 (8)
9	D.ÖNCÜ	27.940	X.ARTIGAS	29.985	I.ORTOLÁ	39.691	X.ARTIGAS	35.623	9	M.BERTELLE	2'13.290	2'13.597 (14)
10	S.AZMAN	27.941	I.ORTOLÁ	30.006	D.MOREIRA	39.697	A.SASAKI	35.627	10	X.ARTIGAS	2'13.316	2'13.420 (10)
11	I.ORTOLÁ	27.979	S.NEPA	30.016	A.SASAKI	39.698	S.NEPA	35.678	11	D.ALONSO	2'13.353	2'13.384 (9)
12	D.MUÑOZ	27.982	J.WHATLEY	30.017	S.NEPA	39.731	T.FURUSATO	35.684	12	I.ORTOLÁ	2'13.416	2'13.568 (12)
13	D.ALONSO	27.990	K.TOBA	30.033	F.FARIOLI	39.758	D.HOLGADO	35.690	13	A.FERNANDEZ	2'13.454	2'13.728 (15)
14	A.FERNANDEZ	27.994	M.BERTELLE	30.037	R.ROSSI	39.805	S.OGDEN	35.735	14	D.HOLGADO	2'13.480	2'13.480 (11)
15	F.FARIOLI	28.008	R.YAMANAKA	30.057	D.HOLGADO	39.810	I.ORTOLÁ	35.740	15	S.NEPA	2'13.589	2'13.589 (13)
16	J.RUEDA	28.029	D.HOLGADO	30.075	X.ARTIGAS	39.815	R.YAMANAKA	35.746	16	F.FARIOLI	2'13.664	2'13.749 (16)
17	T.FURUSATO	28.053	R.ROSSI	30.082	R.YAMANAKA	39.825	M.BERTELLE	35.764	17	R.YAMANAKA	2'13.731	2'14.109 (20)
18	D.SALVADOR	28.077	F.FARIOLI	30.102	V.PEREZ	39.857	R.ROSSI	35.772	18	R.ROSSI	2'13.809	2'13.882 (18)
19	R.YAMANAKA	28.103	T.FURUSATO	30.117	D.MUÑOZ	39.859	F.FARIOLI	35.796	19	T.FURUSATO	2'13.851	2'13.851 (17)
20	S.OGDEN	28.105	M.AJI	30.155	K.TOBA	39.881	D.SALVADOR	35.809	20	S.OGDEN	2'13.956	2'14.135 (21)
21	J.WHATLEY	28.136	D.ALONSO	30.178	C.VEIJER	39.923	R.FENATI	35.810	21	J.WHATLEY	2'13.961	2'13.961 (19)
22	R.ROSSI	28.150	S.OGDEN	30.183	S.OGDEN	39.933	J.WHATLEY	35.816	22	K.TOBA	2'14.024	2'14.149 (22)
23	S.NEPA	28.164	V.PEREZ	30.242	M.AJI	39.983	V.PEREZ	35.867	23	S.AZMAN	2'14.221	2'14.258 (23)
24	K.TOBA	28.192	S.AZMAN	30.248	J.WHATLEY	39.992	K.TOBA	35.918	24	V.PEREZ	2'14.234	2'14.317 (24)

These data/results cannot be reproduced, stored and/or transmitted in whole or in part by any manner of electronic, mechanical, photocopying, recording, broadcasting or otherwise now known or herein after developed without the previous express consent by the copyright owner, except for reproduction in daily press and regular printed publications on sale to the public within 60 days of the event related to those data/results and always provided that copyright symbol appears together as follows below.
© DORNA, 2023



5543 m.

PETRONAS GRAND PRIX OF MALAYSIA

Practice Nr. 1

Best Partial Times

IT Ideal Lap Time, sum of the best partial times

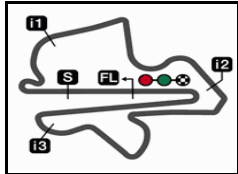
BT Best Lap Time

T1		T2		T3		T4				<i>IT</i>	<i>BT</i>	
<i>Pos</i>	<i>Rider</i>	<i>Time</i>	<i>Rider</i>	<i>Time</i>	<i>Rider</i>	<i>Time</i>	<i>Rider</i>	<i>Time</i>	<i>Pos</i>	<i>Rider</i>		
25	C.VEIJER	28.203	C.VEIJER	30.251	T.FURUSATO	39.997	C.VEIJER	35.950	25	C.VEIJER	2'14.327	2'14.327 (25)
26	V.PEREZ	28.268	D.SALVADOR	30.296	S.AZMAN	40.060	S.AZMAN	35.972	26	D.SALVADOR	2'14.330	2'14.334 (26)
27	M.AJI	28.278	A.FERNANDEZ	30.316	L.FELLON	40.111	L.FELLON	35.983	27	M.AJI	2'14.432	2'14.649 (27)
28	L.FELLON	28.437	L.FELLON	30.451	D.SALVADOR	40.148	M.AJI	36.016	28	L.FELLON	2'14.982	2'14.982 (28)

These data/results cannot be reproduced, stored and/or transmitted in whole or in part by any manner of electronic, mechanical, photocopying, recording, broadcasting or otherwise now known or herein after developed without the previous express consent by the copyright owner, except for reproduction in daily press and regular printed publications on sale to the public within 60 days of the event related to those data/results and always provided that copyright symbol appears together as follows below.
© DORNA, 2023

Official MotoGP Timing by **TISSOT**
www.motogp.com






5543 m.

PETRONAS GRAND PRIX OF MALAYSIA

Practice Nr. 1

Fastest Laps Sequence

<i>Practice Time</i>	 <i>Rider</i>	<i>Nation</i>	<i>Motorcycle</i>	<i>Time</i>	<i>Km/h</i>	<i>Rider's Lap</i>
5'04.329	80 David ALONSO	COL	GASGAS	2'21.015	141.5	2
5'20.262	54 Riccardo ROSSI	ITA	HONDA	2'19.985	142.5	2
5'25.153	55 Romano FENATI	ITA	HONDA	2'18.414	144.1	2
5'28.933	20 Lorenzo FELLON	FRA	KTM	2'17.311	145.3	2
5'30.528	48 Ivan ORTOLÁ	SPA	KTM	2'16.716	145.9	2
5'47.652	10 Diogo MOREIRA	BRA	KTM	2'15.770	146.9	2
8'02.533	10 Diogo MOREIRA	BRA	KTM	2'14.881	147.9	3
8'28.542	53 Deniz ÖNCÜ	TUR	KTM	2'14.871	147.9	3
10'16.659	10 Diogo MOREIRA	BRA	KTM	2'14.126	148.7	4
10'42.635	53 Deniz ÖNCÜ	TUR	KTM	2'14.093	148.8	4
12'56.387	53 Deniz ÖNCÜ	TUR	KTM	2'13.752	149.1	5
13'15.385	5 Jaume MASIA	SPA	HONDA	2'13.747	149.1	5
17'53.238	5 Jaume MASIA	SPA	HONDA	2'13.460	149.5	7
31'59.849	53 Deniz ÖNCÜ	TUR	KTM	2'12.850	150.2	10
32'53.799	5 Jaume MASIA	SPA	HONDA	2'12.065	151.0	10

These data/results cannot be reproduced, stored and/or transmitted in whole or in part by any manner of electronic, mechanical, photocopying, recording, broadcasting or otherwise now known or herein after developed without the previous express consent by the copyright owner, except for reproduction in daily press and regular printed publications on sale to the public within 60 days of the event related to those data/results and always provided that copyright symbol appears together as follows below.

© DORNA, 2023

Official MotoGP Timing by TISSOT
www.motogp.com

Sepang, Friday, November 10, 2023

