


5543 m.

PETRONAS GRAND PRIX OF MALAYSIA

Race

Classification after 20 laps = 110.86 km

29

Pos		Rider	Nation	Team	Motorcycle	Total Time	Km/h	Gap
1	25	23 Enea BASTIANINI	ITA	Ducati Lenovo Team	DUCATI	39'59.137	166.3	
2	20	73 Alex MARQUEZ	SPA	Gresini Racing MotoGP	DUCATI	40'00.672	166.2	1.535
3	16	1 Francesco BAGNAIA	ITA	Ducati Lenovo Team	DUCATI	40'02.699	166.1	3.562
4	13	89 Jorge MARTIN	SPA	Prima Pramac Racing	DUCATI	40'09.663	165.6	10.526
5	11	20 Fabio QUARTARARO	FRA	Monster Energy Yamaha MotoGP	YAMAHA	40'14.137	165.3	15.000
6	10	72 Marco BEZZECCHI	ITA	Mooney VR46 Racing Team	DUCATI	40'16.083	165.1	16.946
7	9	21 Franco MORBIDELLI	ITA	Monster Energy Yamaha MotoGP	YAMAHA	40'17.690	165.0	18.553
8	8	43 Jack MILLER	AUS	Red Bull KTM Factory Racing	KTM	40'18.341	165.0	19.204
9	7	49 Fabio DI GIANNANTONIO	ITA	Gresini Racing MotoGP	DUCATI	40'18.536	165.0	19.399
10	6	10 Luca MARINI	ITA	Mooney VR46 Racing Team	DUCATI	40'18.877	164.9	19.740
11	5	12 Maverick VIÑALES	SPA	Aprilia Racing	APRILIA	40'20.326	164.8	21.189
12	4	5 Johann ZARCO	FRA	Prima Pramac Racing	DUCATI	40'22.735	164.7	23.598
13	3	93 Marc MARQUEZ	SPA	Repsol Honda Team	HONDA	40'26.216	164.4	27.079
14	2	37 Augusto FERNANDEZ	SPA	GASGAS Factory Racing Tech3	KTM	40'28.077	164.3	28.940
15	1	44 Pol ESPARGARO	SPA	GASGAS Factory Racing Tech3	KTM	40'28.986	164.3	29.849
16		27 Iker LECUONA	SPA	LCR Honda CASTROL	HONDA	40'50.097	162.8	50.960
17		19 Alvaro BAUTISTA	SPA	Aruba.it Racing	DUCATI	40'52.701	162.7	53.564
18		30 Takaaki NAKAGAMI	JPN	LCR Honda IDEMITSU	HONDA	41'41.299	159.5	1'42.162

Not classified

33	Brad BINDER	RSA	Red Bull KTM Factory Racing	KTM	22'09.255	165.1	9 laps
41	Aleix ESPARGARO	SPA	Aprilia Racing	APRILIA	16'11.438	164.3	12 laps
25	Raul FERNANDEZ	SPA	CryptoDATA RNF MotoGP Team	APRILIA	12'11.705	163.6	14 laps
88	Miguel OLIVEIRA	POR	CryptoDATA RNF MotoGP Team	APRILIA	10'12.006	163.0	15 laps
36	Joan MIR	SPA	Repsol Honda Team	HONDA	8'09.740	162.9	16 laps

Race condition: **Dry**Air: **33°**Humidity: **73%**Ground: **51°**

Pole Position:

Fastest Lap (New record):

Best Race Lap:

All Time Lap Record:

	Francesco BAGNAIA	1'57.491	169.8 Km/h
Lap 3	Alex MARQUEZ	1'58.979	167.7 Km/h
2022	Jorge MARTIN	1'59.634	166.7 Km/h
2023	Francesco BAGNAIA	1'57.491	169.8 Km/h

14:35'00

14:59'51

15:02'39

15:03'29

15:11'32 Joan MIR

15:14'06 Miguel OLIVEIRA

15:16'00 Raul FERNANDEZ

15:20'14 Aleix ESPARGARO

15:26'19 Brad BINDER

15:28'19 Takaaki NAKAGAMI

15:28'59 Takaaki NAKAGAMI

SIGHTING LAP START

WARM UP LAP START

RACE START

No jump starts

crashed out - Rider OK

crashed out - Rider OK

stopped with technical issue

crashed out - Rider OK

crashed out - Rider OK

crashed out - Rider OK

re-joined race

The results are provisional until the end of the limit for protest and appeals.

Time limit for protest expires 60' after publication of the results - Time:

These data/results cannot be reproduced, stored and/or transmitted in whole or in part by any manner of electronic, mechanical, photocopying, recording, broadcasting or otherwise now known or herein after developed without the previous express consent by the copyright owner, except for reproduction in daily press and regular printed publications on sale to the public within 60 days of the event related to those data/results and always provided that copyright symbol appears together as follows below.

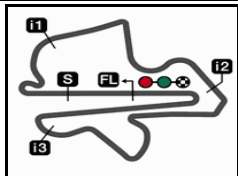
© DORNA, 2023

Official MotoGP Timing by TISSOT

www.motogp.com

Sepang, Sunday, November 12, 2023





5543 m.

PETRONAS GRAND PRIX OF MALAYSIA

MotoGP™

World Championship Classification

30

Rider	Points	Leader	Prev	POR	ARG	AME	SPA	FRA	ITA	GER	NED	GBR	AUT	CAT	RSM	IND	JPN	INA	AUS	THA	MAL	QAT	VAL	
1 BAGNAIA Francesco [ITA]	412			37 12 25	4 4 0	12 12 -	34 9 25	7 7 -	37 12 25	29 9 20	34 9 25	20 0 20	37 12 25	9 9 -	23 7 16	9 9 -	27 7 20	27 2 25	20 - 20	23 3 20	23 7 16			
2 MARTIN Jorge [SPA]	398	14	14	9 9 -	13 2 11	7 7 -	19 6 13	32 12 20	27 7 20	37 12 25	15 4 11	14 4 10	16 7 9	21 5 16	37 12 25	32 12 20	37 12 25	12 12 -	11 - 11	37 12 25	22 9 13			
3 BEZZECCHI Marco [ITA]	323	89	75	16 - 16	34 9 25	14 4 10	1 1 -	28 3 25	17 9 8	16 3 13	32 12 20	9 9 -	16 - 16	6 2 4	29 9 20	30 5 25	17 4 13	18 7 11	10 - 10	17 4 13	13 3 10			
4 BINDER Brad [RSA]	254	158	69	10 0 10	12 12 0	8 5 3	32 12 20	19 9 10	11 0 11	4 4 -	18 5 13	17 1 16	29 9 20	6 6 -	7 5 2	19 6 13	9 9 -	10 0 10	13 - 13	25 9 16	5 5			
5 ZARCO Johann [FRA]	200	212	54	15 2 13	20 0 20	9 0 9	2 2 -	20 4 16	22 6 16	21 5 16	0 0 -	13 6 7	3 - 3	16 3 13	6 0 6	10 - 10	5 5 -	0 0 -	25 - 25	7 1 6	6 2 4			
6 ESPARGARO Aleix [SPA]	198	214	2	11 4 7	1 - 1	6 6 -	11 - 11	13 2 11	12 2 10	1 1 0	22 6 16	30 5 25	10 3 7	37 12 25	6 2 4	- - -	11 - 11	6 - 6	8 - 8	13 5 8	0 0			
7 VIÑALES Maverick [SPA]	175	237	23	25 5 20	7 3 4	13 0 13	3 3 -	1 1 -	4 0 4	- - -	3 3 -	18 7 11	12 2 10	27 7 20	15 4 11	10 2 8	1 1 0	26 6 20	5 - 5	0 0 -	5 0 5			
8 MARINI Luca [ITA]	171	241	4	- - -	15 7 8	23 3 20	10 0 10	6 6 -	18 5 13	17 6 11	9 0 9	9 0 9	13 - 13	5 0 5	10 3 7	- - -	- - -	9 9 -	4 - 4	16 7 9	7 1 6			
9 QUARTARARO Fabio [FRA]	156	256	15	8 0 8	10 1 9	16 0 16	6 0 6	9 - 9	5 0 5	3 0 3	7 7 -	1 0 1	8 0 8	9 0 9	3 0 3	20 4 16	6 0 6	21 5 16	2 - 2	11 0 11	11 0 11			
10 MILLER Jack [AUS]	156	256	0	15 6 9	10 0 10	1 1 -	23 7 16	- - -	13 4 9	17 7 10	0 0 -	11 3 8	6 5 1	8 0 8	0 0 -	5 3 2	16 6 10	10 1 9	9 - 9	0 0 0	12 4 8			
11 MARQUEZ Alex [SPA]	149	263	7	12 1 11	21 5 16	- - -	8 - 8	0 0 -	- - -	11 2 9	11 1 10	12 12 -	17 6 11	10 0 10	6 1 5	- - -	- - -	- - -	7 - 7	2 2 -	32 12 20			
12 DI GIANNANTONIO Fabio [ITA]	100	312	49	0 0 -	6 0 6	7 0 7	4 0 4	8 0 8	2 0 2	7 0 7	- - -	3 0 3	0 0 0	6 0 6	0 0 0	0 0 -	10 2 8	17 4 13	16 - 16	7 - 7	7 0 7			

These data/results cannot be reproduced, stored and/or transmitted in whole or in part by any manner of electronic, mechanical, photocopying, recording, broadcasting or otherwise now known or herein after developed without the previous express consent by the copyright owner, except for reproduction in daily press and regular printed publications on sale to the public within 60 days of the event related to those data/results and always provided that copyright symbol appears together as follows below.

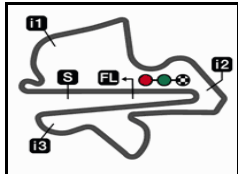
© DORNA, 2023

Official MotoGP Timing by TISSOT
www.motogp.com



Sepang, Sunday, November 12, 2023

Page 1 of 4



5543 m.

PETRONAS GRAND PRIX OF MALAYSIA

MotoGP™

World Championship Classification

30

Rider	Points	Leader	Prev	POR	ARG	AME	SPA	FRA	ITA	GER	NED	GBR	AUT	CAT	RSM	IND	JPN	INA	AUS	THA	MAL	QAT	VAL	
13 MORBIDELLI Franco [ITA]	93	319	7	2 0 2	19 6 13	8 0 8	5 0 5	6 0 6	6 0 6	4 0 4	7 0 7	2 0 2	6 1 5	2 0 2	1 0 1	9 0 9	0 0 0	2 0 2	0 - 0	5 0 5	9 0 9			
14 MARQUEZ Marc [SPA]	84	328	9	7 7 -	- - -	- - -	- - -	5 5 -	3 3 -	0 0 -	0 0 -	0 0 -	4 0 4	3 0 3	9 0 9	14 7 7	19 3 16	- - -	1 - 1	16 6 10	3 0 3			
15 BASTIANINI Enea [ITA]	76	336	8	- - -	- - -	- - -	- - -	- - -	8 1 7	8 0 8	2 2 -	0 0 -	6 0 6	1 1 -	- - -	- - -	- - -	11 3 8	6 - 6	3 0 3	31 6 25			
16 OLIVEIRA Miguel [POR]	76	336	0	3 3 -	- - -	13 2 11	5 5 -	- - -	0 0 -	6 0 6	0 0 -	13 0 13	- - -	15 4 11	10 0 10	4 0 4	0 0 0	4 0 4	3 - 3	0 0 -	0 0 -			
17 FERNANDEZ Augusto [SPA]	69	343	7	3 - 3	5 0 5	6 0 6	3 0 3	13 - 13	1 0 1	5 0 5	6 0 6	7 2 5	2 0 2	7 0 7	0 0 0	0 0 -	9 0 9	0 - -	- - -	0 - 0	2 0 2			
18 RINS Alex [SPA]	54	358	15	6 0 6	7 0 7	34 9 25	0 0 -	0 0 -	- - -	- - -	- - -	- - -	- - -	- - -	- - -	- - -	- - -	7 0 7	- - -	- - -	- - -			
19 NAKAGAMI Takaaki [JPN]	52	360	2	4 0 4	3 0 3	0 0 -	7 - 7	7 0 7	3 0 3	2 0 2	8 0 8	0 0 0	0 - 0	1 0 1	0 0 0	5 0 5	5 0 5	5 0 5	0 - 0	2 0 2	0 0 0			
20 FERNANDEZ Raul [SPA]	40	372	12	0 0 -	2 0 2	0 0 -	1 0 1	- - -	0 0 0	1 0 1	4 0 4	6 0 6	0 0 -	0 0 -	8 0 8	7 1 6	7 0 7	3 0 3	0 - 0	1 0 1	0 0 -			
21 PEDROSA Dani [SPA]	32	380	8	- - -	- - -	- - -	13 4 9	- - -	- - -	- - -	- - -	- - -	- - -	- - -	19 6 13	- - -	- - -	- - -	- - -	- - -	- - -			
22 MIR Joan [SPA]	24	388	8	5 - 5	- - -	0 0 -	- - -	0 0 -	- - -	- - -	- - -	0 0 -	0 0 -	0 0 0	0 0 -	11 - 11	4 0 4	0 0 -	- - -	4 0 4	0 0 -			
23 ESPARGARO Pol [SPA]	13	399	11	- - -	- - -	- - -	- - -	- - -	- - -	- - -	- - -	4 0 4	4 4 0	- - -	0 0 -	3 - 3	1 0 1	0 0 -	0 - 0	0 0 0	1 0 1			
24 SAVADORI Lorenzo [ITA]	9	403	4	- - -	- - -	- - -	- - -	4 0 4	0 0 0	- - -	5 0 5	- - -	0 - 0	- - -	- - -	- - -	- - -	- - -	- - -	- - -	- - -			

These data/results cannot be reproduced, stored and/or transmitted in whole or in part by any manner of electronic, mechanical, photocopying, recording, broadcasting or otherwise now known or herein after developed without the previous express consent by the copyright owner, except for reproduction in daily press and regular printed publications on sale to the public within 60 days of the event related to those data/results and always provided that copyright symbol appears together as follows below.

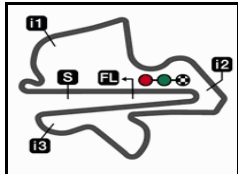
© DORNA, 2023

Official MotoGP Timing by TISSOT
www.motogp.com



Sepang, Sunday, November 12, 2023

Page 2 of 4



5543 m.

PETRONAS GRAND PRIX OF MALAYSIA

MotoGP™

World Championship Classification

30

Rider	Points	Leader	Prev	POR	ARG	AME	SPA	FRA	ITA	GER	NED	GBR	AUT	CAT	RSM	IND	JPN	INA	AUS	THA	MAL	QAT	VAL
25 FOLGER Jonas [GER]	9	403	0	-	-	4	0	3	0	0	2	-	-	-	-	-	-	-	-	-	-	-	-
26 BRADL Stefan [GER]	8	404	1	-	-	0	2	-	-	-	3	-	-	-	0	1	2	-	-	-	-	-	-
27 PIRRO Michele [ITA]	5	407	3	-	-	5	-	-	0	-	-	-	-	-	0	0	0	-	-	-	-	-	-
28 PETRUCCI Danilo [ITA]	5	407	0	-	-	-	-	5	-	-	-	-	-	-	-	-	-	-	-	-	-	-	-
29 CRUTCHLOW Cal [GBR]	3	409	2	-	-	-	-	-	-	-	-	-	-	-	-	-	3	-	-	-	-	-	-
30 LECUONA Iker [SPA]	0	412	3	-	-	-	0	-	-	-	0	0	0	0	-	-	-	-	-	-	0	-	-
31 BAUTISTA Alvaro [SPA]	0	412	0	-	-	-	-	-	-	-	-	-	-	-	-	-	-	-	-	-	0	-	-

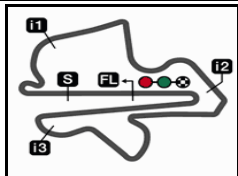
These data/results cannot be reproduced, stored and/or transmitted in whole or in part by any manner of electronic, mechanical, photocopying, recording, broadcasting or otherwise now known or herein after developed without the previous express consent by the copyright owner, except for reproduction in daily press and regular printed publications on sale to the public within 60 days of the event related to those data/results and always provided that copyright symbol appears together as follows below.
© DORNA, 2023

Official MotoGP Timing by TISSOT
www.motogp.com

Sepang, Sunday, November 12, 2023

Page 3 of 4





5543 m.

PETRONAS GRAND PRIX OF MALAYSIA

MotoGP™

World Championship Classification

30

Constructor	Points	Leader	Previous	POR	ARG	AME	SPA	FRA	ITA	GER	NED	GBR	AUT	CAT	RSM	IND	JPN	INA	AUS	THA	MAL	QAT	VAL
1 DUCATI	626			37	34	32	34	37	37	37	37	32	37	25	37	37	37	25	37	37			
2 KTM	334	292	292	16	22	11	32	22	15	17	18	19	29	14	19	19	19	11	13	25	13		
3 APRILIA	292	334	42	25	7	19	16	13	12	7	22	32	13	37	15	10	12	26	8	13	5		
4 YAMAHA	176	450	116	8	19	16	6	9	6	4	14	2	9	9	3	20	6	21	2	11	11		
5 HONDA	169	457	7	13	7	34	7	12	6	2	8	-	4	3	9	18	19	7	1	16	3		

Team	Points	Leader	Previous	POR	ARG	AME	SPA	FRA	ITA	GER	NED	GBR	AUT	CAT	RSM	IND	JPN	INA	AUS	THA	MAL	QAT	VAL
1 PRIMA PRAMAC RACING	598			24	33	16	21	52	49	58	15	27	19	37	43	42	42	12	36	44	28		
2 DUCATI LENOVO TEAM	498	100	100	37	4	17	34	12	45	37	36	20	43	10	23	9	27	38	26	26	54		
3 MOONEY VR46 RACING TEAM	494	104	4	16	49	37	11	34	35	33	41	18	29	11	39	30	17	27	14	33	20		
4 RED BULL KTM FACTORY RACING	410	188	84	25	22	9	55	19	24	21	18	28	35	14	7	24	25	20	22	25	17		
5 APRILIA RACING	373	225	37	36	8	19	14	14	16	1	25	48	22	64	21	10	12	32	13	13	5		
6 GRESINI RACING MOTOGP	249	349	124	12	27	7	12	8	2	18	11	15	17	16	6	-	10	17	23	9	39		
7 MONSTER ENERGY YAMAHA MOTOGP	249	349	0	10	29	24	11	15	11	7	14	3	14	11	4	29	6	23	2	16	20		
8 CRYPTODATA RNF MOTOGP TEAM	120	478	129	3	2	13	6	4	-	7	4	19	-	15	18	11	7	7	3	1	-		
9 LCR HONDA	112	486	8	10	10	34	7	7	3	2	11	-	-	1	-	6	7	12	-	2	-		
10 REPSOL HONDA TEAM	108	490	4	12	-	-	-	5	3	-	-	-	4	3	9	25	23	-	1	20	3		
11 GASGAS FACTORY RACING TECH3	91	507	17	3	5	10	3	16	1	5	8	11	6	7	-	3	10	-	-	-	3		

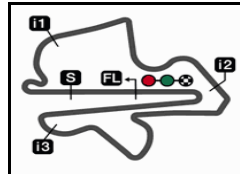
These data/results cannot be reproduced, stored and/or transmitted in whole or in part by any manner of electronic, mechanical, photocopying, recording, broadcasting or otherwise now known or herein after developed without the previous express consent by the copyright owner, except for reproduction in daily press and regular printed publications on sale to the public within 60 days of the event related to those data/results and always provided that copyright symbol appears together as follows below.
© DORNA, 2023

Official MotoGP Timing by 
www.motogp.com

Sepang, Sunday, November 12, 2023

Page 4 of 4





5543 m.

PETRONAS GRAND PRIX OF MALAYSIA

Race Lap Chart

31

Pos	1	2	3	4	5	6	7	8	9	10	11	12	13	14	15	16	17	18	19	20	21	22	23
Grid	1	89	23	73	10	72	33	20	12	43	49	5	41	37	21	36	44	25	88	93	30	19	27



	1	23	73	1	89	72	43	20	10	49	12	33	41	5	37	93	21	36	25	88	30	27	44	19
	2	23	73	1	89	72	43	20	49	33	10	12	41	21	5	93	37	36	25	88	30	27	44	19
	3	23	73	1	89	72	43	20	49	33	10	41	21	12	5	93	36	37	25	30	88	44	27	19
	4	23	73	1	89	72	43	20	49	33	10	41	21	12	5	36	93	37	25	30	88	44	27	19
	5	23	73	1	89	72	43	20	49	33	10	21	41	12	5	93	37	25	30	88	44	27	19	
	6	23	73	1	89	72	43	20	49	33	10	21	12	5	41	93	37	25	30	44	27	19		
	7	23	73	1	89	72	43	20	49	33	10	21	12	41	5	93	37	44	30	27	19			
	8	23	73	1	89	72	43	20	49	33	10	21	12	41	5	93	37	44	30	27	19			
	9	23	73	1	89	72	43	20	49	33	10	21	12	5	93	37	44	30	27	19				
	10	23	73	1	89	72	43	20	49	33	10	21	12	5	93	37	44	30	27	19				
L	11	23	73	1	89	72	43	20	49	33	21	10	12	5	93	37	44	30	27	19				
a	12	23	73	1	89	72	20	43	49	21	10	12	5	93	37	44	30	27	19					
P	13	23	73	1	89	72	20	43	49	21	10	12	5	93	37	44	27	19	30					
S	14	23	73	1	89	72	20	43	49	21	10	12	5	93	37	44	27	19	30					
	15	23	73	1	89	20	72	43	49	21	10	12	5	93	37	44	27	19	30					
	16	23	73	1	89	20	72	43	49	21	10	12	5	93	37	44	27	19	30					
	17	23	73	1	89	20	72	43	49	21	10	12	5	93	37	44	27	19	30					
	18	23	73	1	89	20	72	43	21	49	10	12	5	93	37	44	27	19	30					
	19	23	73	1	89	20	72	21	43	49	10	12	5	93	37	44	27	19	30					
	20	23	73	1	89	20	72	21	43	49	10	12	5	93	37	44	27	19	30					

Winner Lapped rider

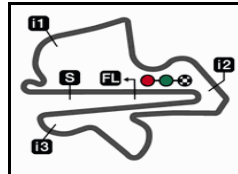
These data/results cannot be reproduced, stored and/or transmitted in whole or in part by any manner of electronic, mechanical, photocopying, recording, broadcasting or otherwise now known or herein after developed without the previous express consent by the copyright owner, except for reproduction in daily press and regular printed publications on sale to the public within 60 days of the event related to those data/results and always provided that copyright symbol appears together as follows below.

© DORNA, 2023

Official MotoGP Timing by TISSOT
www.motogp.com

Sepang, Sunday, November 12, 2023






5543 m.

PETRONAS GRAND PRIX OF MALAYSIA

Race

Fastest Lap of Each Rider

32

	Rider	Nation	Team	Motorcycle	Time	Lap Total	Gap
1	73 Alex MARQUEZ	SPA	Gresini Racing MotoGP	DUCATI	1'58.979	3 20	
2	23 Enea BASTIANINI	ITA	Ducati Lenovo Team	DUCATI	1'59.061	3 20	0.082 0.082
3	1 Francesco BAGNAIA	ITA	Ducati Lenovo Team	DUCATI	1'59.259	5 20	0.280 0.198
4	89 Jorge MARTIN	SPA	Prima Pramac Racing	DUCATI	1'59.510	2 20	0.531 0.251
5	33 Brad BINDER	RSA	Red Bull KTM Factory Racing	KTM	1'59.558	3 11	0.579 0.048
6	21 Franco MORBIDELLI	ITA	Monster Energy Yamaha MotoGP	YAMAHA	1'59.631	2 20	0.652 0.073
7	72 Marco BEZZECCHI	ITA	Mooney VR46 Racing Team	DUCATI	1'59.646	2 20	0.667 0.015
8	43 Jack MILLER	AUS	Red Bull KTM Factory Racing	KTM	1'59.684	2 20	0.705 0.038
9	49 Fabio DI GIANNANTONIO	ITA	Gresini Racing MotoGP	DUCATI	1'59.737	3 20	0.758 0.053
10	20 Fabio QUARTARARO	FRA	Monster Energy Yamaha MotoGP	YAMAHA	1'59.850	2 20	0.871 0.113
11	10 Luca MARINI	ITA	Mooney VR46 Racing Team	DUCATI	1'59.965	4 20	0.986 0.115
12	41 Aleix ESPARGARO	SPA	Aprilia Racing	APRILIA	1'59.970	4 8	0.991 0.005
13	5 Johann ZARCO	FRA	Prima Pramac Racing	DUCATI	1'59.975	5 20	0.996 0.005
14	36 Joan MIR	SPA	Repsol Honda Team	HONDA	2'00.070	3 4	1.091 0.095
15	12 Maverick VIÑALES	SPA	Aprilia Racing	APRILIA	2'00.089	5 20	1.110 0.019
16	44 Pol ESPARGARO	SPA	GASGAS Factory Racing Tech3	KTM	2'00.211	4 20	1.232 0.122
17	25 Raul FERNANDEZ	SPA	CryptoDATA RNF MotoGP Team	APRILIA	2'00.298	4 6	1.319 0.087
18	93 Marc MARQUEZ	SPA	Repsol Honda Team	HONDA	2'00.365	3 20	1.386 0.067
19	88 Miguel OLIVEIRA	POR	CryptoDATA RNF MotoGP Team	APRILIA	2'00.410	2 5	1.431 0.045
20	37 Augusto FERNANDEZ	SPA	GASGAS Factory Racing Tech3	KTM	2'00.467	3 20	1.488 0.057
21	30 Takaaki NAKAGAMI	JPN	LCR Honda IDEMITSU	HONDA	2'00.538	4 20	1.559 0.071
22	27 Iker LECUONA	SPA	LCR Honda CASTROL	HONDA	2'01.029	4 20	2.050 0.491
23	19 Alvaro BAUTISTA	SPA	Aruba.it Racing	DUCATI	2'01.608	3 20	2.629 0.579

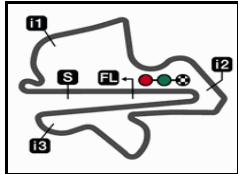
These data/results cannot be reproduced, stored and/or transmitted in whole or in part by any manner of electronic, mechanical, photocopying, recording, broadcasting or otherwise now known or herein after developed without the previous express consent by the copyright owner, except for reproduction in daily press and regular printed publications on sale to the public within 60 days of the event related to those data/results and always provided that copyright symbol appears together as follows below.

© DORNA, 2023

Official MotoGP Timing by TISSOT
www.motogp.com

Sepang, Sunday, November 12, 2023





5543 m.

PETRONAS GRAND PRIX OF MALAYSIA

After the Race

Event Best Maximum Speed**33**

<i>Rider</i>	<i>Nation Team</i>	<i>Motorcycle</i>	<i>Km/h</i>	
89 Jorge MARTIN	SPA Prima Pramac Racing	DUCATI	337.5	Qualifying Nr. 2
72 Marco BEZZECCHI	ITA Mooney VR46 Racing Team	DUCATI	336.4	Qualifying Nr. 2
1 Francesco BAGNAIA	ITA Ducati Lenovo Team	DUCATI	336.4	Free Practice Nr. 2
33 Brad BINDER	RSA Red Bull KTM Factory Racing	KTM	335.4	Qualifying Nr. 2
73 Alex MARQUEZ	SPA Gresini Racing MotoGP	DUCATI	335.4	Qualifying Nr. 2
12 Maverick VIÑALES	SPA Aprilia Racing	APRILIA	335.4	Qualifying Nr. 2
44 Po ESPARGARO	SPA GASGAS Factory Racing Tech3	KTM	335.4	Qualifying Nr. 1
93 Marc MARQUEZ	SPA Repsol Honda Team	HONDA	335.4	Qualifying Nr. 1
10 Luca MARINI	ITA Mooney VR46 Racing Team	DUCATI	334.3	Qualifying Nr. 2
23 Enea BASTIANINI	ITA Ducati Lenovo Team	DUCATI	334.3	Qualifying Nr. 2
36 Joan MIR	SPA Repsol Honda Team	HONDA	334.3	Qualifying Nr. 1
43 Jack MILLER	AUS Red Bull KTM Factory Racing	KTM	334.3	Practice
5 Johann ZARCO	FRA Prima Pramac Racing	DUCATI	334.3	Qualifying Nr. 2
41 Aleix ESPARGARO	SPA Aprilia Racing	APRILIA	333.3	Qualifying Nr. 1
19 Alvaro BAUTISTA	SPA Aruba.it Racing	DUCATI	333.3	Tissot Sprint
21 Franco MORBIDELLI	ITA Monster Energy Yamaha MotoGP	YAMAHA	332.3	Free Practice Nr. 2
20 Fabio QUARTARARO	FRA Monster Energy Yamaha MotoGP	YAMAHA	332.3	Free Practice Nr. 2
88 Miguel OLIVEIRA	POR CryptoDATA RNF MotoGP Team	APRILIA	332.3	Qualifying Nr. 1
37 Augusto FERNANDEZ	SPA GASGAS Factory Racing Tech3	KTM	332.3	Free Practice Nr. 2
30 Takaaki NAKAGAMI	JPN LCR Honda IDEMITSU	HONDA	329.2	Qualifying Nr. 1
27 Iker LECUONA	SPA LCR Honda CASTROL	HONDA	329.2	Qualifying Nr. 1
25 Raul FERNANDEZ	SPA CryptoDATA RNF MotoGP Team	APRILIA	329.2	Qualifying Nr. 1
49 Fabio DI GIANNANTONIO	ITA Gresini Racing MotoGP	DUCATI	329.2	Qualifying Nr. 2

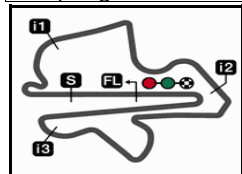
These data/results cannot be reproduced, stored and/or transmitted in whole or in part by any manner of electronic, mechanical, photocopying, recording, broadcasting or otherwise now known or herein after developed without the previous express consent by the copyright owner, except for reproduction in daily press and regular printed publications on sale to the public within 60 days of the event related to those data/results and always provided that copyright symbol appears together as follows below.

© DORNA, 2023

Official MotoGP Timing by TISSOT
www.motogp.com

Sepang, Sunday, November 12, 2023





5543 m.

PETRONAS GRAND PRIX OF MALAYSIA

Race

Chronological Analysis of Performances

34

* Lap / Sector time cancelled **T1** Time from finish line to 1st intermed. **T3** Time from 2nd intermed. to 3rd intermed.
P Crossing the finish line in pit lane **T2** Time from 1st intermed. to 2nd intermed. **T4** Time from 3rd intermed. to finish line
****Tyre data subject to further updates**

Lap	Lap Time	T1	T2	T3	T4	Speed	Lap	Lap Time	T1	T2	T3	T4	Speed	
1st	23	Enea BASTIANINI DUCATI ITA Ducati Lenovo Team						15	1'59.819	24.798	27.538	37.085	30.398	328.2
		Runs=1 Total laps=20 Full laps=19 Valid laps=19						16	2'00.058	24.847	27.658	37.231	30.322	327.2
		Runs=1 Total laps=20 Full laps=19 Valid laps=19						17	2'00.646	25.017	27.721	37.335	30.573	327.2
Run #	1	Front Tyre	Slick-Medium	Rear Tyre	Slick-Medium		18	2'00.428	25.109	27.638	37.264	30.417	327.2	
		New Tyre		New Tyre			19	2'00.266	24.987	27.710	37.171	30.398	327.2	
1	2'04.517	29.741	27.548	37.071	30.157	277.6	20	2'00.722	24.938	27.851	37.497	30.436	328.2	
2	1'59.180	24.727	27.413	36.880	30.160	326.2								
3	1'59.061	24.573	27.339	36.976	30.173	325.3								
4	1'59.210	24.728	27.402	36.839	30.241	325.3								
5	1'59.185	24.588	27.411	36.901	30.285	327.2								
6	1'59.505	24.691	27.402	37.231	30.181	326.2								
7	1'59.385	24.687	27.400	37.047	30.251	327.2								
8	1'59.433	24.763	27.500	37.008	30.162	327.2								
9	1'59.634	24.757	27.479	37.040	30.358	326.2								
10	1'59.665	24.733	27.539	37.069	30.324	327.2								
11	1'59.753	24.826	27.545	37.076	30.306	326.2								
12	1'59.464	24.705	27.477	36.990	30.292	328.2								
13	1'59.668	24.730	27.556	37.129	30.253	327.2								
14	1'59.814	24.860	27.645	37.065	30.244	325.3								
15	1'59.696	24.700	27.597	37.092	30.307	327.2								
16	2'00.024	24.784	27.660	37.278	30.302	327.2								
17	2'00.521	24.885	27.672	37.593	30.371	325.3								
18	2'00.114	24.932	27.611	37.150	30.421	323.3								
19	2'00.291	24.843	27.848	37.301	30.299	326.2								
20	2'01.017	24.970	27.818	37.550	30.679	329.2								
3rd	1	Francesco BAGNAIA DUCATI ITA Ducati Lenovo Team						15	1'59.952	24.880	27.533	36.999	30.540	330.2
		Runs=1 Total laps=20 Full laps=19 Valid laps=19						16	2'00.368	24.922	27.645	37.314	30.487	329.2
		Runs=1 Total laps=20 Full laps=19 Valid laps=19						17	2'00.254	25.000	27.662	37.173	30.419	331.2
Run #	1	Front Tyre	Slick-Medium	Rear Tyre	Slick-Medium		18	2'00.216	25.007	27.630	37.152	30.427	328.2	
		New Tyre		New Tyre			19	2'00.150	24.967	27.682	37.110	30.391	327.2	
1	2'05.333	30.137	27.682	37.226	30.288	274.8	20	2'01.270	25.072	27.903	37.613	30.682	328.2	
2	1'59.476	24.860	27.385	37.043	30.188	321.4								
3	1'59.533	24.718	27.443	37.091	30.281	328.2								
4	1'59.448	24.798	27.556	36.877	30.217	330.2								
5	1'59.259	24.689	27.479	36.906	30.185	329.2								
6	1'59.481	24.801	27.486	36.947	30.247	329.2								
7	1'59.672	24.853	27.452	36.989	30.378	328.2								
8	1'59.683	24.840	27.424	37.098	30.321	328.2								
9	1'59.810	24.942	27.471	37.016	30.381	332.3								
10	1'59.591	24.875	27.399	36.985	30.332	328.2								
11	1'59.697	24.875	27.500	37.005	30.317	329.2								
12	1'59.711	24.845	27.434	37.031	30.401	332.3								
13	1'59.842	24.869	27.542	37.081	30.350	331.2								
14	1'59.953	24.889	27.611	37.109	30.344	329.2								
15	1'59.952	24.880	27.533	36.999	30.540	330.2								
16	2'00.368	24.922	27.645	37.314	30.487	329.2								
17	2'00.254	25.000	27.662	37.173	30.419	331.2								
18	2'00.216	25.007	27.630	37.152	30.427	328.2								
19	2'00.150	24.967	27.682	37.110	30.391	327.2								
20	2'01.270	25.072	27.903	37.613	30.682	328.2								
4th	89	Jorge MARTIN DUCATI SPA Prima Pramac Racing						15	1'59.952	24.880	27.533	36.999	30.540	330.2
		Runs=1 Total laps=20 Full laps=19 Valid laps=19						16	2'00.368	24.922	27.645	37.314	30.487	329.2
		Runs=1 Total laps=20 Full laps=19 Valid laps=19						17	2'00.254	25.000	27.662	37.173	30.419	331.2
Run #	1	Front Tyre	Slick-Medium	Rear Tyre	Slick-Medium		18	2'00.216	25.007	27.630	37.152	30.427	328.2	
		New Tyre		New Tyre			19	2'00.150	24.967	27.682	37.110	30.391	327.2	
1	2'05.453	30.323	27.771	37.256	30.103	279.0	20	2'01.270	25.072	27.903	37.613	30.682	328.2	
2	1'59.510	24.874	27.415	36.990	30.231	313.9								
3	1'59.511	24.777	27.426	36.987	30.321	316.7								
4	1'59.621	24.741	27.605	37.017	30.258	320.4								
5	1'59.703	24.771	27.474	37.150	30.308	325.3								
6	1'59.592	24.851	27.425	37.048	30.268	327.2								
7	1'59.649	24.915	27.445	37.044	30.245	326.2								
8	1'59.911	24.897	27.517	37.157	30.340	332.3								

Fastest Lap: Alex MARQUEZ Gresini Racing MotoG SPA **1'58.979** 24.646 27.344 36.834 30.155

These data/results cannot be reproduced, stored and/or transmitted in whole or in part by any manner of electronic, mechanical, photocopying, recording, broadcasting or otherwise now known or herein after developed without the previous express consent by the copyright owner, except for reproduction in daily press and regular printed publications on sale to the public within 60 days of the event related to those data/results and always provided that copyright symbol appears together as follows below.
 © DORNA, 2023



Race

MotoGP

Lap	Lap Time	T1	T2	T3	T4	Speed	Lap	Lap Time	T1	T2	T3	T4	Speed
9	1'59.700	24.912	27.417	37.026	30.345	331.2	13	2'00.709	24.933	27.833	37.377	30.566	329.2
10	2'00.208	24.888	27.542	37.376	30.402	332.3	14	2'00.834	24.974	27.798	37.507	30.555	326.2
11	2'00.112	24.985	27.546	37.200	30.381	330.2	15	2'01.140	24.907	27.756	37.873	30.604	329.2
12	1'59.951	24.828	27.497	37.208	30.418	329.2	16	2'01.220	24.982	27.975	37.632	30.631	325.3
13	2'00.033	24.847	27.530	37.284	30.372	333.3	17	2'00.999	25.052	27.853	37.579	30.515	321.4
14	2'00.273	24.742	27.740	37.396	30.395	333.3	18	2'00.717	24.921	27.794	37.471	30.531	328.2
15	2'00.450	24.889	27.671	37.442	30.448	325.3	19	2'01.085	24.917	27.950	37.660	30.558	330.2
16	2'00.778	24.991	27.733	37.459	30.595	330.2	20	2'01.374	25.125	27.971	37.806	30.472	330.2
17	2'00.981	25.115	27.862	37.483	30.521	327.2							
18	2'00.890	24.928	27.796	37.490	30.676	330.2							
19	2'01.301	25.047	27.968	37.530	30.756	330.2							
20	2'02.036	25.123	27.942	37.848	31.123	325.3							

7th 21 Franco MORBIDELLI YAMAHA ITA
 Monster Energy Yamaha MotoGP
 Runs=1 Total laps=20 Full laps=19 Valid laps=19

5th 20 Fabio QUARTARARO YAMAHA FRA
 Monster Energy Yamaha MotoGP
 Runs=1 Total laps=20 Full laps=19 Valid laps=19

Run #	1	Front Tyre	Slick-Medium	Rear Tyre	Slick-Medium	New Tyre	New Tyre
1	2'06.424	30.682	27.808	37.529	30.405	276.9	
2	1'59.850	24.797	27.554	37.208	30.291	323.3	
3	1'59.982	24.798	27.611	37.229	30.344	326.2	
4	1'59.899	24.865	27.550	37.145	30.339	324.3	
5	1'59.904	24.824	27.562	37.133	30.385	325.3	
6	2'00.126	24.915	27.584	37.229	30.398	322.3	
7	2'00.279	24.907	27.611	37.178	30.583	322.3	
8	2'00.567	24.946	27.764	37.292	30.565	322.3	
9	2'00.471	24.890	27.749	37.297	30.535	324.3	
10	2'00.756	24.933	27.786	37.252	30.785	325.3	
11	2'00.529	24.930	27.765	37.246	30.588	326.2	
12	2'00.374	24.809	27.805	37.314	30.446	328.2	
13	2'00.349	24.838	27.701	37.293	30.517	326.2	
14	2'00.413	24.875	27.785	37.288	30.465	327.2	
15	2'00.547	24.955	27.726	37.360	30.506	327.2	
16	2'00.486	24.830	27.734	37.390	30.532	325.3	
17	2'00.660	24.900	27.828	37.400	30.532	323.3	
18	2'00.624	24.922	27.803	37.331	30.568	325.3	
19	2'00.816	24.990	27.905	37.335	30.586	326.2	
20	2'01.081	24.974	27.915	37.603	30.589	326.2	

Run #	1	Front Tyre	Slick-Medium	Rear Tyre	Slick-Medium	New Tyre	New Tyre
1	2'08.294	31.408	28.381	37.964	30.541	280.5	
2	1'59.631	24.895	27.522	37.113	30.101	311.2	
3	2'00.264	25.001	27.605	37.329	30.329	316.7	
4	1'59.816	24.901	27.583	37.087	30.245	314.8	
5	1'59.942	24.991	27.585	37.083	30.283	321.4	
6	1'59.995	24.955	27.587	37.256	30.197	311.2	
7	2'00.428	24.924	27.692	37.415	30.397	315.7	
8	2'00.383	24.951	27.746	37.260	30.426	313.9	
9	2'00.607	25.002	27.713	37.420	30.472	317.6	
10	2'00.305	24.966	27.679	37.268	30.392	324.3	
11	2'00.308	24.955	27.706	37.196	30.451	318.5	
12	2'01.249	25.472	27.849	37.491	30.437	326.2	
13	2'00.927	25.022	27.912	37.391	30.602	317.6	
14	2'00.698	24.945	27.949	37.395	30.409	324.3	
15	2'00.648	25.033	27.780	37.308	30.527	322.3	
16	2'00.772	25.015	27.875	37.357	30.525	319.5	
17	2'00.637	25.082	27.856	37.218	30.481	324.3	
18	2'00.850	24.911	27.898	37.378	30.663	320.4	
19	2'00.723	24.922	27.871	37.359	30.571	323.3	
20	2'01.213	25.079	27.993	37.609	30.532	327.2	

8th 43 Jack MILLER KTM AUS
 Red Bull KTM Factory Racing
 Runs=1 Total laps=20 Full laps=19 Valid laps=19

6th 72 Marco BEZZECCHI DUCATI ITA
 Mooney VR46 Racing Team
 Runs=1 Total laps=20 Full laps=19 Valid laps=19

Run #	1	Front Tyre	Slick-Medium	Rear Tyre	Slick-Medium	New Tyre	New Tyre
1	2'05.763	30.249	27.729	37.282	30.503	281.9	
2	1'59.646	24.843	27.499	37.078	30.226	321.4	
3	1'59.666	24.933	27.407	37.123	30.203	318.5	
4	1'59.956	24.821	27.533	37.242	30.360	324.3	
5	2'00.077	24.843	27.557	37.284	30.393	327.2	
6	2'00.052	24.928	27.596	37.178	30.350	326.2	
7	2'00.424	24.966	27.609	37.328	30.521	324.3	
8	2'00.612	25.032	27.607	37.441	30.532	328.2	
9	2'00.490	25.023	27.609	37.288	30.570	326.2	
10	2'00.388	24.918	27.598	37.376	30.496	329.2	
11	2'00.352	24.896	27.603	37.348	30.505	329.2	
12	2'00.579	24.891	27.594	37.412	30.682	328.2	

Run #	1	Front Tyre	Slick-Medium	Rear Tyre	Slick-Medium	New Tyre	New Tyre
1	2'05.907	30.846	27.772	37.019	30.270	275.5	
2	1'59.684	24.831	27.522	37.089	30.242	322.3	
3	1'59.901	24.930	27.432	37.087	30.452	319.5	
4	2'00.060	24.944	27.745	37.089	30.282	324.3	
5	1'59.870	24.880	27.632	37.052	30.306	325.3	
6	2'00.129	24.947	27.586	37.235	30.361	327.2	
7	2'00.434	24.930	27.677	37.258	30.569	323.3	
8	2'00.763	25.029	27.601	37.572	30.561	326.2	
9	2'00.489	25.011	27.665	37.335	30.478	325.3	
10	2'00.742	25.082	27.679	37.301	30.680	325.3	
11	2'00.515	25.008	27.769	37.279	30.459	324.3	
12	2'01.040	25.021	27.709	37.710	30.600	327.2	
13	2'00.761	25.047	27.824	37.399	30.491	319.5	
14	2'01.069	24.939	27.844	37.633	30.653	324.3	
15	2'00.999	24.958	27.822	37.543	30.676	327.2	
16	2'01.028	24.984	27.837	37.635	30.572	327.2	

Fastest Lap: Alex MARQUEZ Gresini Racing MotoG SPA **1'58.979** 24.646 27.344 36.834 30.155

These data/results cannot be reproduced, stored and/or transmitted in whole or in part by any manner of electronic, mechanical, photocopying, recording, broadcasting or otherwise now known or herein after developed without the previous express consent by the copyright owner, except for reproduction in daily press and regular printed publications on sale to the public within 60 days of the event related to those data/results and always provided that copyright symbol appears together as follows below.
 © DORNA, 2023



Race

MotoGP

Lap	Lap Time	T1	T2	T3	T4	Speed	Lap	Lap Time	T1	T2	T3	T4	Speed
17	2'00.934	24.964	27.824	37.464	30.682	325.3	11th 12	Maverick VIÑALES Aprilia Racing	APRILIA				SPA
18	2'01.023	25.043	27.889	37.495	30.596	328.2			Runs=1	Total laps=20	Full laps=19	Valid laps=19	
19	2'01.343	24.889	28.014	37.531	30.909	329.2			Run # 1	Front Tyre	Slick-Medium	Rear Tyre	Slick-Medium
20	2'01.650	25.300	27.993	37.709	30.648	320.4				New Tyre		New Tyre	
9th 49	Fabio DI GIANNANTON	DUCATI				ITA	1	2'06.990	31.123	28.090	37.495	30.282	279.7
	Gresini Racing MotoGP						2	2'00.357	25.042	27.686	37.221	30.408	320.4
	Runs=1	Total laps=20	Full laps=19	Valid laps=19		3	2'00.991	25.094	27.547	37.761	30.589	317.6	
Run # 1	Front Tyre	Slick-Medium	Rear Tyre	Slick-Medium		4	2'00.279	24.982	27.606	37.172	30.519	301.6	
		New Tyre		New Tyre		5	2'00.089	24.856	27.582	37.185	30.466	323.3	
1	2'06.646	31.000	27.970	37.391	30.285	278.3	6	2'00.337	24.967	27.608	37.259	30.503	317.6
2	1'59.977	25.005	27.602	37.198	30.172	318.5	7	2'00.377	24.929	27.649	37.360	30.439	324.3
3	1'59.737	24.834	27.488	37.171	30.244	313.9	8	2'00.448	24.982	27.712	37.291	30.463	325.3
4	1'59.917	24.871	27.580	37.157	30.309	310.3	9	2'00.448	24.973	27.609	37.286	30.580	325.3
5	2'00.020	24.912	27.637	37.146	30.325	319.5	10	2'00.666	24.989	27.625	37.327	30.725	323.3
6	2'00.097	24.919	27.654	37.180	30.344	317.6	11	2'00.751	25.123	27.732	37.404	30.492	329.2
7	2'00.289	25.012	27.612	37.212	30.453	316.7	12	2'00.630	25.001	27.692	37.316	30.621	325.3
8	2'00.615	25.022	27.771	37.428	30.394	315.7	13	2'00.669	24.997	27.715	37.355	30.602	329.2
9	2'00.386	24.913	27.590	37.359	30.524	322.3	14	2'00.829	25.005	27.834	37.385	30.605	324.3
10	2'00.633	24.969	27.769	37.323	30.572	321.4	15	2'01.114	25.103	27.771	37.605	30.635	327.2
11	2'00.839	25.118	27.755	37.368	30.598	311.2	16	2'00.975	25.010	27.803	37.576	30.586	323.3
12	2'00.631	24.942	27.697	37.361	30.631	321.4	17	2'00.759	24.997	27.819	37.301	30.642	328.2
13	2'00.806	25.019	27.808	37.455	30.524	319.5	18	2'00.766	24.978	27.825	37.408	30.555	326.2
14	2'00.980	25.037	27.846	37.591	30.506	315.7	19	2'01.254	25.001	27.946	37.525	30.782	326.2
15	2'01.002	25.072	27.834	37.479	30.617	320.4	20	2'01.597	25.065	28.051	37.759	30.722	330.2
16	2'00.993	25.043	27.947	37.415	30.588	319.5							
17	2'00.941	25.066	27.854	37.452	30.569	315.7							
18	2'01.507	25.123	27.939	37.385	31.060	315.7							
19	2'00.840	25.044	27.909	37.351	30.536	319.5							
20	2'01.680	25.232	28.122	37.562	30.764	326.2							
10th 10	Luca MARINI	DUCATI				ITA	12th 5	Johann ZARCO	DUCATI				FRA
	Mooney VR46 Racing Team							Prima Pramac Racing					
	Runs=1	Total laps=20	Full laps=19	Valid laps=19			Runs=1	Total laps=20	Full laps=19	Valid laps=19			
Run # 1	Front Tyre	Slick-Medium	Rear Tyre	Slick-Medium			Run # 1	Front Tyre	Slick-Medium	Rear Tyre	Slick-Medium		
		New Tyre		New Tyre					New Tyre		New Tyre		
1	2'06.459	30.764	27.958	37.446	30.291	274.1	1	2'07.623	31.245	28.408	37.648	30.322	280.5
2	2'00.876	25.136	27.855	37.204	30.681	328.2	2	2'00.714	25.032	27.720	37.615	30.347	306.8
3	2'00.166	25.043	27.546	37.331	30.246	314.8	3	2'00.333	24.947	27.682	37.296	30.408	315.7
4	1'59.965	24.943	27.588	37.199	30.235	323.3	4	2'00.520	25.181	27.762	37.208	30.369	304.2
5	2'00.281	25.064	27.688	37.145	30.384	329.2	5	1'59.975	24.827	27.628	37.174	30.346	322.3
6	2'00.008	24.958	27.594	37.121	30.335	325.3	6	2'01.131	24.985	27.568	37.858	30.720	311.2
7	2'00.047	24.866	27.657	37.220	30.304	327.2	7	2'01.237	25.517	27.852	37.332	30.536	318.5
8	2'00.275	24.997	27.626	37.282	30.370	322.3	8	2'00.619	25.210	27.672	37.317	30.420	312.1
9	2'00.601	24.980	27.717	37.281	30.623	322.3	9	2'00.483	25.014	27.681	37.262	30.526	323.3
10	2'00.375	24.921	27.718	37.241	30.495	323.3	10	2'00.715	25.104	27.687	37.320	30.604	321.4
11	2'00.933	24.993	27.855	37.505	30.580	322.3	11	2'00.981	25.019	27.971	37.437	30.554	324.3
12	2'01.504	25.549	27.971	37.528	30.456	325.3	12	2'00.854	25.089	27.809	37.333	30.623	319.5
13	2'00.896	25.092	27.929	37.383	30.492	317.6	13	2'00.675	25.053	27.760	37.222	30.640	328.2
14	2'00.959	24.946	27.978	37.560	30.475	322.3	14	2'00.565	25.029	27.718	37.301	30.517	325.3
15	2'00.675	25.049	27.872	37.296	30.458	319.5	15	2'00.670	25.095	27.795	37.298	30.482	326.2
16	2'00.997	25.028	27.972	37.513	30.484	320.4	16	2'00.862	25.101	27.781	37.364	30.616	331.2
17	2'01.130	25.120	27.892	37.361	30.757	324.3	17	2'01.097	25.136	27.830	37.430	30.701	319.5
18	2'00.899	25.091	27.922	37.358	30.528	325.3	18	2'01.058	25.133	27.857	37.469	30.599	325.3
19	2'00.963	24.973	28.005	37.534	30.451	325.3	19	2'01.075	25.167	27.926	37.315	30.667	328.2
20	2'00.868	24.971	27.937	37.531	30.429	326.2	20	2'01.548	25.290	27.939	37.632	30.687	321.4

Fastest Lap: Alex MARQUEZ Gresini Racing MotoG SPA **1'58.979** 24.646 27.344 36.834 30.155

These data/results cannot be reproduced, stored and/or transmitted in whole or in part by any manner of electronic, mechanical, photocopying, recording, broadcasting or otherwise now known or herein after developed without the previous express consent by the copyright owner, except for reproduction in daily press and regular printed publications on sale to the public within 60 days of the event related to those data/results and always provided that copyright symbol appears together as follows below.
© DORNA, 2023



Race

MotoGP

Lap	Lap Time	T1	T2	T3	T4	Speed	Lap	Lap Time	T1	T2	T3	T4	Speed
13th	93	Marc MARQUEZ				HONDA	SPA	Run # 1	Front Tyre	Slick-Medium	Rear Tyre	Slick-Medium	
		Repsol Honda Team							New Tyre		New Tyre		
		Runs=1	Total laps=20	Full laps=19	Valid laps=19								
Run #	1	Front Tyre	Slick-Medium	Rear Tyre	Slick-Medium								
			New Tyre		New Tyre								
1	2'08.242	31.473	28.277	37.865	30.627	286.4	1	2'09.480	31.559	28.420	37.930	31.571	278.3
2	2'00.408	25.159	27.595	37.133	30.521	315.7	2	2'01.557	25.585	28.060	37.647	30.265	295.0
3	2'00.365	25.016	27.600	37.219	30.530	311.2	3	2'00.433	24.821	27.731	37.384	30.497	309.4
4	2'00.732	25.071	27.699	37.371	30.591	312.1	4	2'00.211	24.926	27.561	37.285	30.439	313.0
5	2'00.959	24.946	27.595	37.844	30.574	324.3	5	2'00.506	24.868	27.613	37.413	30.612	307.6
6	2'00.405	25.031	27.710	37.271	30.393	329.2	6	2'00.560	25.105	27.604	37.381	30.470	309.4
7	2'00.682	25.124	27.733	37.269	30.556	325.3	7	2'00.916	25.283	27.795	37.320	30.518	317.6
8	2'00.823	25.190	27.743	37.356	30.534	314.8	8	2'00.274	24.998	27.605	37.240	30.431	320.4
9	2'00.809	25.060	27.754	37.390	30.605	319.5	9	2'00.744	25.082	27.679	37.339	30.644	319.5
10	2'00.631	25.010	27.705	37.310	30.606	326.2	10	2'00.933	25.216	27.729	37.450	30.538	324.3
11	2'00.861	25.031	27.822	37.416	30.592	328.2	11	2'00.791	25.059	27.710	37.406	30.616	322.3
12	2'00.722	24.936	27.823	37.380	30.583	324.3	12	2'01.186	25.169	27.891	37.563	30.563	320.4
13	2'00.948	25.087	27.901	37.459	30.501	326.2	13	2'01.182	25.145	27.804	37.459	30.774	322.3
14	2'00.945	25.005	27.891	37.311	30.738	330.2	14	2'01.309	25.169	28.115	37.419	30.606	315.7
15	2'01.148	25.120	28.019	37.455	30.554	329.2	15	2'01.415	25.145	27.956	37.549	30.765	317.6
16	2'01.326	25.141	28.042	37.547	30.596	328.2	16	2'01.413	25.178	28.182	37.462	30.591	317.6
17	2'01.321	25.137	27.978	37.512	30.694	330.2	17	2'01.462	25.226	28.001	37.538	30.697	316.7
18	2'01.199	25.077	28.004	37.479	30.639	328.2	18	2'01.516	25.258	28.001	37.548	30.709	315.7
19	2'01.414	25.089	28.115	37.543	30.667	328.2	19	2'01.415	25.094	27.944	37.756	30.621	318.5
20	2'02.276	25.226	28.267	38.000	30.783	329.2	20	2'01.683	25.172	28.074	37.620	30.817	319.5

14th	37	Augusto FERNANDEZ				KTM	SPA	Run # 1	Front Tyre	Slick-Medium	Rear Tyre	Slick-Medium	
		GASGAS Factory Racing Tech3							New Tyre		New Tyre		
		Runs=1	Total laps=20	Full laps=19	Valid laps=19								
Run #	1	Front Tyre	Slick-Medium	Rear Tyre	Slick-Medium								
			New Tyre		New Tyre								
1	2'08.214	31.372	28.148	37.975	30.719	272.7	1	2'09.379	31.843	28.803	38.006	30.727	283.4
2	2'00.810	25.405	27.624	37.163	30.618	304.2	2	2'01.199	25.359	27.851	37.585	30.404	307.6
3	2'00.467	25.016	27.647	37.223	30.581	308.5	3	2'01.470	25.065	27.920	37.857	30.628	309.4
4	2'00.521	24.938	27.753	37.274	30.556	312.1	4	2'01.029	25.128	27.937	37.441	30.523	311.2
5	2'00.834	25.024	27.762	37.418	30.630	313.9	5	2'01.401	25.158	28.045	37.551	30.647	313.9
6	2'00.544	24.997	27.699	37.276	30.572	313.9	6	2'01.377	25.156	27.991	37.591	30.639	324.3
7	2'00.717	25.098	27.747	37.307	30.565	328.2	7	2'01.469	25.231	28.077	37.617	30.544	317.6
8	2'00.833	25.094	27.719	37.315	30.705	307.6	8	2'01.682	25.152	28.047	37.784	30.699	318.5
9	2'00.864	25.093	27.816	37.388	30.567	314.8	9	2'01.915	25.233	28.238	37.768	30.676	320.4
10	2'00.619	25.020	27.670	37.270	30.659	316.7	10	2'01.841	25.294	28.071	37.757	30.719	315.7
11	2'01.341	25.057	28.354	37.347	30.583	314.8	11	2'01.585	25.230	28.089	37.688	30.578	319.5
12	2'00.979	25.206	27.919	37.307	30.547	326.2	12	2'01.938	25.260	28.099	37.766	30.813	315.7
13	2'01.513	25.138	28.185	37.501	30.689	319.5	13	2'02.365	25.416	28.066	38.032	30.851	319.5
14	2'01.117	25.084	28.018	37.317	30.698	321.4	14	2'02.602	25.473	28.324	38.024	30.781	315.7
15	2'01.397	25.091	28.061	37.505	30.740	326.2	15	2'02.470	25.455	28.212	37.898	30.905	313.0
16	2'01.122	25.131	27.995	37.404	30.592	327.2	16	2'02.586	25.462	28.265	38.052	30.807	319.5
17	2'01.335	25.187	27.975	37.479	30.694	324.3	17	2'02.930	25.441	28.343	38.041	31.105	319.5
18	2'01.299	25.167	28.047	37.409	30.676	323.3	18	2'03.273	25.531	28.458	38.187	31.097	317.6
19	2'01.819	25.310	28.109	37.696	30.704	316.7	19	2'03.481	25.530	28.515	38.265	31.171	321.4
20	2'01.732	25.225	28.150	37.584	30.773	325.3	20	2'04.105	25.601	28.578	38.520	31.406	319.5

15th	44	PoI ESPARGARO				KTM	SPA	Run # 1	Front Tyre	Slick-Medium	Rear Tyre	Slick-Medium	
		GASGAS Factory Racing Tech3							New Tyre		New Tyre		
		Runs=1	Total laps=20	Full laps=19	Valid laps=19								
Run #	1	Front Tyre	Slick-Medium	Rear Tyre	Slick-Medium								
			New Tyre		New Tyre								
1	2'09.576	32.035	28.727	38.041	30.773	270.0	1	2'09.576	32.035	28.727	38.041	30.773	270.0
2	2'01.959	25.572	27.819	37.941	30.627	310.3	2	2'01.959	25.572	27.819	37.941	30.627	310.3

17th	19	Alvaro BAUTISTA				DUCATI	SPA	Run # 1	Front Tyre	Slick-Medium	Rear Tyre	Slick-Medium	
		Aruba.it Racing							New Tyre		New Tyre		
		Runs=1	Total laps=20	Full laps=19	Valid laps=19								
Run #	1	Front Tyre	Slick-Medium	Rear Tyre	Slick-Medium								
			New Tyre		New Tyre								
1	2'09.576	32.035	28.727	38.041	30.773	270.0	1	2'09.576	32.035	28.727	38.041	30.773	270.0
2	2'01.959	25.572	27.819	37.941	30.627	310.3	2	2'01.959	25.572	27.819	37.941	30.627	310.3

Fastest Lap: Alex MARQUEZ Gresini Racing MotoG SPA **1'58.979** 24.646 27.344 36.834 30.155

These data/results cannot be reproduced, stored and/or transmitted in whole or in part by any manner of electronic, mechanical, photocopying, recording, broadcasting or otherwise now known or herein after developed without the previous express consent by the copyright owner, except for reproduction in daily press and regular printed publications on sale to the public within 60 days of the event related to those data/results and always provided that copyright symbol appears together as follows below.
© DORNA, 2023



Race

MotoGP

Lap	Lap Time	T1	T2	T3	T4	Speed	Lap	Lap Time	T1	T2	T3	T4	Speed
3	2'01.608	25.303	27.880	37.658	30.767	313.9	7	2'00.163	24.898	27.619	37.225	30.421	316.7
4	2'02.012	25.101	28.085	37.913	30.913	323.3	8	2'00.515	24.942	27.701	37.401	30.471	315.7
5	2'01.997	25.375	27.985	37.885	30.752	328.2	9	2'00.459	24.955	27.651	37.410	30.443	316.7
6	2'01.845	25.232	27.995	37.839	30.779	323.3	10	2'00.489	24.939	27.606	37.330	30.614	321.4
7	2'01.767	25.234	28.009	37.713	30.811	324.3	11	2'00.712	25.078	27.717	37.354	30.563	313.9
8	2'01.700	25.111	27.961	37.716	30.912	324.3	unfinished	25.008	27.669				320.4
9	2'01.729	25.024	27.980	37.859	30.866	328.2							
10	2'02.390	25.220	27.890	38.156	31.124	321.4							
11	2'03.195	25.520	28.326	38.247	31.102	312.1							
12	2'02.615	25.222	28.202	38.125	31.066	323.3							
13	2'02.495	25.254	28.152	38.137	30.952	321.4							
14	2'02.210	25.197	28.042	37.959	31.012	326.2							
15	2'02.058	25.190	28.082	37.795	30.991	320.4							
16	2'02.415	25.227	28.250	37.886	31.052	322.3							
17	2'02.716	25.328	28.252	38.063	31.073	325.3							
18	2'02.459	25.133	28.110	38.041	31.175	324.3							
19	2'02.737	25.287	28.229	38.077	31.144	321.4							
20	2'03.218	25.389	28.240	38.325	31.264	324.3							

18th 30 **Takaaki NAKAGAMI** HONDA JPN
LCR Honda IDEMITSU
Runs=1 Total laps=20 Full laps=19 Valid laps=19

Run #	1	Front Tyre	Slick-Medium	Rear Tyre	Slick-Medium	Speed
		New Tyre		New Tyre		
1	2'09.295	31.869	28.346	38.161	30.919	267.9
2	2'00.752	25.294	27.652	37.367	30.439	301.6
3	2'00.658	25.099	27.708	37.348	30.503	306.8
4	2'00.538	24.895	27.741	37.473	30.429	321.4
5	2'00.605	24.915	27.677	37.501	30.512	321.4
6	2'00.624	24.944	27.752	37.431	30.497	323.3
7	2'01.930	25.488	28.197	37.635	30.610	321.4
8	2'01.220	25.116	27.816	37.604	30.684	315.7
9	2'01.340	25.153	27.879	37.735	30.573	315.7
10	2'01.098	25.174	27.784	37.546	30.594	316.7
11	2'01.282	25.030	27.927	37.775	30.550	322.3
12	2'01.392	25.043	28.031	37.601	30.717	324.3
13	2'52.829	25.251	27.950	37.366	33.262	322.3
14	2'10.415	26.946	32.298	39.682	31.489	295.8
15	2'03.921	25.735	28.674	38.662	30.850	317.6
16	2'02.740	25.492	28.295	38.198	30.755	322.3
17	2'03.253	25.512	28.400	38.489	30.852	318.5
18	2'03.096	25.583	28.375	38.166	30.972	320.4
19	2'02.303	25.449	28.196	38.005	30.653	320.4
20	2'02.008	25.308	28.233	37.760	30.707	321.4

19th 33 **Brad BINDER** KTM RSA
Red Bull KTM Factory Racing
Runs=1 Total laps=11 Full laps=10 Valid laps=10

Run #	1	Front Tyre	Slick-Medium	Rear Tyre	Slick-Medium	Speed
		New Tyre		New Tyre		
1	2'07.088	30.923	27.912	37.735	30.518	274.8
2	2'00.070	24.865	27.565	37.288	30.352	313.9
3	1'59.558	24.773	27.325	37.113	30.347	315.7
4	1'59.981	24.831	27.445	37.122	30.583	313.0
5	2'00.031	24.816	27.533	37.163	30.519	316.7
6	2'00.189	24.964	27.669	37.234	30.322	321.4

20th 41 **Aleix ESPARGARO** APRILIA SPA
Aprilia Racing
Runs=1 Total laps=8 Full laps=7 Valid laps=7

Run #	1	Front Tyre	Slick-Medium	Rear Tyre	Slick-Medium	Speed
		New Tyre		New Tyre		
1	2'07.407	31.068	28.264	37.642	30.433	277.6
2	2'00.246	25.039	27.570	37.247	30.390	321.4
3	2'00.258	25.047	27.552	37.260	30.399	310.3
4	1'59.970	24.988	27.508	37.067	30.407	323.3
5	2'00.596	25.192	27.719	37.216	30.469	316.7
6	2'01.897	24.942	27.575	38.684	30.696	313.9
7	2'00.759	25.153	27.591	37.460	30.555	319.5
8	2'00.305	24.961	27.540	37.259	30.545	323.3
unfinished		24.906	27.593			328.2

21st 25 **Raul FERNANDEZ** APRILIA SPA
CryptoDATA RNF MotoGP Team
Runs=1 Total laps=6 Full laps=5 Valid laps=5

Run #	1	Front Tyre	Slick-Medium	Rear Tyre	Slick-Medium	Speed
		New Tyre		New Tyre		
1	2'08.831	31.722	28.371	37.891	30.847	278.3
2	2'00.614	25.007	27.775	37.207	30.625	317.6
3	2'00.514	25.279	27.616	37.199	30.420	322.3
4	2'00.298	24.963	27.654	37.202	30.479	325.3
5	2'00.814	25.063	27.783	37.221	30.747	316.7
6	2'00.634	25.202	27.678	37.171	30.583	322.3
unfinished		38.189				314.8

22nd 88 **Miguel OLIVEIRA** APRILIA POR
CryptoDATA RNF MotoGP Team
Runs=1 Total laps=5 Full laps=4 Valid laps=4

Run #	1	Front Tyre	Slick-Medium	Rear Tyre	Slick-Medium	Speed
		New Tyre		New Tyre		
1	2'09.092	31.967	28.502	38.042	30.581	263.4
2	2'00.410	25.090	27.605	37.262	30.453	311.2
3	2'01.452	25.959	27.809	37.316	30.368	306.8
4	2'00.427	25.112	27.655	37.181	30.479	313.9
5	2'00.625	24.992	27.666	37.448	30.519	307.6
unfinished		25.610	27.777			318.5

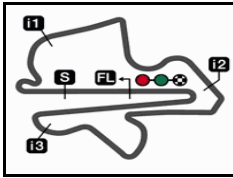
23rd 36 **Joan MIR** HONDA SPA
Repsol Honda Team
Runs=1 Total laps=4 Full laps=3 Valid laps=3

Run #	1	Front Tyre	Slick-Medium	Rear Tyre	Slick-Medium	Speed
		New Tyre		New Tyre		
1	2'08.535	31.748	28.611	37.854	30.322	265.3
2	2'00.596	25.203	27.766	37.187	30.440	307.6
3	2'00.070	24.840	27.615	37.150	30.465	310.3
4	2'00.539	25.057	27.793	37.307	30.382	313.9
unfinished		25.117				316.7

Fastest Lap: Alex MARQUEZ Gresini Racing MotoG SPA 1'58.979 24.646 27.344 36.834 30.155

These data/results cannot be reproduced, stored and/or transmitted in whole or in part by any manner of electronic, mechanical, photocopying, recording, broadcasting or otherwise now known or herein after developed without the previous express consent by the copyright owner, except for reproduction in daily press and regular printed publications on sale to the public within 60 days of the event related to those data/results and always provided that copyright symbol appears together as follows below.
© DORNA, 2023





5543 m.

PETRONAS GRAND PRIX OF MALAYSIA

Race

Analysis by Lap

35

Num Lap Time Gap

Num	Lap	Time	Gap	Num	Lap	Time	Gap	Num	Lap	Time	Gap				
Lap 1															
23	2'04.517			33	1'59.558	3.958		88	2'00.625	10.853					
73	2'04.767	0.250		10	2'00.166	4.743		44	2'00.506	11.034					
1	2'05.333	0.816		41	2'00.258	5.153		27	2'01.401	13.325					
89	2'05.453	0.936		21	2'00.264	5.431		19	2'01.997	15.999					
72	2'05.763	1.246		12	2'00.991	5.580		Lap 6							
43	2'05.907	1.390		5	2'00.333	5.912		23	1'59.505						
20	2'06.424	1.907		93	2'00.365	6.257		73	1'59.469	0.758					
10	2'06.459	1.942		36	2'00.070	6.443		1	1'59.481	1.872					
49	2'06.646	2.129		37	2'00.467	6.733		89	1'59.592	2.732					
12	2'06.990	2.473		25	2'00.514	7.201		72	2'00.052	4.502					
33	2'07.088	2.571		30	2'00.658	7.947		43	2'00.129	4.893					
41	2'07.407	2.890		88	2'01.452	8.196		20	2'00.126	5.527					
5	2'07.623	3.106		44	2'00.433	8.712		49	2'00.097	5.736					
37	2'08.214	3.697		27	2'01.470	9.290		33	2'00.189	6.259					
93	2'08.242	3.725		19	2'01.608	10.385		10	2'00.008	7.097					
21	2'08.294	3.777		Lap 4				21	1'59.995	7.284					
36	2'08.535	4.018		23	1'59.210			12	2'00.337	8.385					
25	2'08.831	4.314		73	1'59.352	0.354		5	2'01.131	9.638					
88	2'09.092	4.575		1	1'59.448	1.822		41	2'01.897	9.716					
30	2'09.295	4.778		89	1'59.621	2.127		93	2'00.405	10.453					
27	2'09.379	4.862		72	1'59.956	3.063		37	2'00.544	10.732					
44	2'09.480	4.963		43	2'00.060	3.584		25	2'00.634	11.047					
19	2'09.576	5.059		20	1'59.899	4.187		30	2'00.624	11.814					
Lap 2															
23	1'59.180			49	1'59.917	4.309		44	2'00.560	12.089					
73	1'59.224	0.294		33	1'59.981	4.729		27	2'01.377	15.197					
1	1'59.476	1.112		10	1'59.965	5.498		19	2'01.845	18.339					
89	1'59.510	1.266		41	1'59.970	5.913		Lap 7							
72	1'59.646	1.712		21	1'59.816	6.037		23	1'59.385						
43	1'59.684	1.894		12	2'00.279	6.649		73	1'59.264	0.637					
20	1'59.850	2.577		5	2'00.520	7.222		1	1'59.672	2.159					
49	1'59.977	2.926		36	2'00.539	7.772		89	1'59.649	2.996					
33	2'00.070	3.461		93	2'00.732	7.779		72	2'00.424	5.541					
10	2'00.876	3.638		37	2'00.521	8.044		43	2'00.434	5.942					
12	2'00.357	3.650		25	2'00.298	8.289		20	2'00.279	6.421					
41	2'00.246	3.956		30	2'00.538	9.275		49	2'00.289	6.640					
21	1'59.631	4.228		88	2'00.427	9.413		33	2'00.163	7.037					
5	2'00.714	4.640		44	2'00.211	9.713		10	2'00.047	7.759					
93	2'00.408	4.953		27	2'01.029	11.109		21	2'00.428	8.327					
37	2'00.810	5.327		19	2'02.012	13.187		12	2'00.377	9.377					
36	2'00.596	5.434		Lap 5				41	2'00.759	11.090					
25	2'00.614	5.748		23	1'59.185			5	2'01.237	11.490					
88	2'00.410	5.805		73	1'59.625	0.794		93	2'00.682	11.750					
30	2'00.752	6.350		1	1'59.259	1.896		37	2'00.717	12.064					
27	2'01.199	6.881		89	1'59.703	2.645		44	2'00.916	13.620					
44	2'01.557	7.340		72	2'00.077	3.955		30	2'01.930	14.359					
19	2'01.959	7.838		43	1'59.870	4.269		27	2'01.469	17.281					
Lap 3															
23	1'59.061			20	1'59.904	4.906		19	2'01.767	20.721					
73	1'58.979	0.212		49	2'00.020	5.144		Lap 8							
1	1'59.533	1.584		33	2'00.031	5.575		23	1'59.433						
89	1'59.511	1.716		10	2'00.281	6.594		73	1'59.685	0.889					
72	1'59.666	2.317		21	1'59.942	6.794		1	1'59.683	2.409					
43	1'59.901	2.734		41	2'00.596	7.324		89	1'59.911	3.474					
20	1'59.982	3.498		12	2'00.089	7.553		72	2'00.612	6.720					
49	1'59.737	3.602		5	1'59.975	8.012		43	2'00.763	7.272					
Lap 4															
23	1'59.061			93	2'00.959	9.553		20	2'00.567	7.555					
73	1'58.979	0.212		37	2'00.834	9.693		49	2'00.615	7.822					
1	1'59.533	1.584		25	2'00.814	9.918		33	2'00.515	8.119					
89	1'59.511	1.716		30	2'00.605	10.695		Lap 9							
72	1'59.666	2.317		Lap 10											
43	1'59.901	2.734		23	1'59.665			23	1'59.665						
20	1'59.982	3.498		73	1'59.723	0.994		73	1'59.723	0.994					
49	1'59.737	3.602		1	1'59.591	2.511		1	1'59.591	2.511					
Lap 5															
23	1'59.061			89	2'00.208	4.083		89	2'00.208	4.083					
73	1'58.979	0.212		72	2'00.388	8.299		72	2'00.388	8.299					
1	1'59.533	1.584		43	2'00.742	9.204		43	2'00.742	9.204					
89	1'59.511	1.716		20	2'00.756	9.483		20	2'00.756	9.483					
72	1'59.666	2.317		49	2'00.633	9.542		49	2'00.633	9.542					
43	1'59.901	2.734		33	2'00.489	9.768		33	2'00.489	9.768					
20	1'59.982	3.498		10	2'00.375	10.278		10	2'00.375	10.278					
49	1'59.737	3.602		21	2'00.305	10.890		21	2'00.305	10.890					
Lap 6															
23	1'59.061			12	2'00.666	12.207		12	2'00.666	12.207					
73	1'58.979	0.212		5	2'00.715	14.575		5	2'00.715	14.575					
1	1'59.533	1.584		93	2'00.631	15.281		93	2'00.631	15.281					
89	1'59.511	1.716		37	2'00.619	15.648		37	2'00.619	15.648					
72	1'59.666	2.317		44	2'00.933	16.839		44	2'00.933	16.839					
43	1'59.901	2.734		30	2'01.098	19.285		30	2'01.098	19.285					
20	1'59.982	3.498		27	2'01.841	23.987		27	2'01.841	23.987					
49	1'59.737	3.602		19	2'02.390	27.808		19	2'02.390	27.808					
Lap 7															
23	1'59.061			Lap 11											
73	1'58.979	0.212		23	1'59.753			23	1'59.753						
1	1'59.533	1.584		73	1'59.723	0.964		73	1'59.723	0.964					
89	1'59.511	1.716		1	1'59.697	2.455		1	1'59.697	2.455					
72	1'59.666	2.317		89	2'00.112	4.442		89	2'00.112	4.442					
43	1'59.901	2.734		72	2'00.352	8.898		72	2'00.352	8.898					
20	1'59.982	3.498		Lap 12											
49	1'59.737	3.602		23	1'59.464			23	1'59.464						
Lap 8															
23	1'59.061			73	1'59.743	1.243		73	1'59.743	1.243					
73	1'58.979	0.212		1	1'59.711	2.702		1	1'59.711	2.702					
1	1'59.533	1.584		89	1'59.951	4.929		89	1'59.951	4.929					
89	1'59.511	1.716		72	2'00.579	10.013		72	2'00.579	10.013					
72	1'59.666	2.317		20	2'00.374	11.169		20	2'00.374	11.169					
43	1'59.901	2.734		43	2'01.040	11.542		43	2'01.040	11.542					
20	1'59.982	3.498		49	2'00.631	11.795		49	2'00.631	11.795					
49	1'59.737	3.602		21	2'01.249	13.230		21	2'01.249	13.230					
Lap 9															
23	1'59.061			10	2'01.504	13.498		10	2'01.504	13.498					
73	1'58.979	0.212		12	2'00.630	14.371		12	2'00.630	14.371					
1	1'59.533	1.584		5	2'00.854	17.193		5	2'00.854	17.193					
89	1'59.511	1.716		93	2'00.722	17.647		93	2'00.722	17.647					
72	1'59.666	2.317		37	2'00.979	18.751		37	2'00.979	18.751					
43	1'59.901	2.734		44	2'01.186	19.599		44	2'01.186	19.599					
20	1'59.982	3.498		30	2'01.392	22.742		30	2'01.392	22.742					
49	1'59.737	3.602		27	2'01.938	28.293		27	2'01.938	28.293					
Lap 10															
23	1'59.061			19	2'02.615	34.401		19	2'02.615	34.401					
73	1'58.979	0.212		Lap 13											
1	1'59.533	1.584		23	1'59.668			23	1'59.668						
89	1'59.511	1.716		73	1'59.694	1.269		73	1'59.694	1.269					
72	1'59.666	2.317		1	1'59.842	2.876		1	1'59.842	2.876					
43	1'59.901	2.734													

<i>Num</i>	<i>Lap Time</i>	<i>Gap</i>			
72	2'00.834	12.074	44	2'01.462	26.657
20	2'00.413	12.449	27	2'02.930	41.523
43	2'01.069	13.890	19	2'02.716	46.572
49	2'00.980	14.099	30	2'03.253	1'36.177
21	2'00.698	15.373			
10	2'00.959	15.871			
12	2'00.829	16.387			
5	2'00.565	18.951			
93	2'00.945	20.058			
37	2'01.117	21.899			
44	2'01.309	22.608			
27	2'02.602	33.778			
19	2'02.210	39.624			
30	2'10.415	1'26.504			
<hr/>					
Lap 15					
23	1'59.696		23	2'00.114	
73	1'59.819	1.382	73	2'00.428	1.855
1	1'59.952	3.271	1	2'00.216	3.450
89	2'00.450	6.507	89	2'00.890	8.497
20	2'00.547	13.300	20	2'00.624	14.411
72	2'01.140	13.518	72	2'00.717	15.795
43	2'00.999	15.193	43	2'01.023	17.519
49	2'01.002	15.405	21	2'00.850	17.925
21	2'00.648	16.325	49	2'01.507	18.187
10	2'00.675	16.850	10	2'00.899	19.217
12	2'01.114	17.805	12	2'00.766	19.646
5	2'00.670	19.925	5	2'01.058	22.283
93	2'01.148	21.510	93	2'01.199	24.697
37	2'01.397	23.600	37	2'01.299	26.697
44	2'01.415	24.327	44	2'01.516	28.059
27	2'02.470	36.552	27	2'03.273	44.682
19	2'02.058	41.986	19	2'02.459	48.917
30	2'03.921	1'30.729	30	2'03.096	1'39.159
<hr/>					
Lap 16					
23	2'00.024		23	2'00.291	
73	2'00.058	1.416	73	2'00.266	1.830
1	2'00.368	3.615	1	2'00.150	3.309
89	2'00.778	7.261	89	2'01.301	9.507
20	2'00.486	13.762	20	2'00.816	14.936
72	2'01.220	14.714	72	2'01.085	16.589
43	2'01.028	16.197	21	2'00.723	18.357
49	2'00.993	16.374	43	2'01.343	18.571
21	2'00.772	17.073	49	2'00.840	18.736
10	2'00.997	17.823	10	2'00.963	19.889
12	2'00.975	18.756	12	2'01.254	20.609
5	2'00.862	20.763	5	2'01.075	23.067
93	2'01.326	22.812	93	2'01.414	25.820
37	2'01.122	24.698	37	2'01.819	28.225
44	2'01.413	25.716	44	2'01.415	29.183
27	2'02.586	39.114	27	2'03.481	47.872
19	2'02.415	44.377	19	2'02.737	51.363
30	2'02.740	1'33.445	30	2'02.303	1'41.171
<hr/>					
Lap 17					
23	2'00.521		23	2'01.017	
73	2'00.646	1.541	73	2'00.722	1.535
1	2'00.254	3.348	1	2'01.270	3.562
89	2'00.981	7.721	89	2'02.036	10.526
20	2'00.660	13.901	20	2'01.081	15.000
72	2'00.999	15.192	72	2'01.374	16.946
43	2'00.934	16.610	21	2'01.213	18.553
49	2'00.941	16.794	43	2'01.650	19.204
21	2'00.637	17.189	49	2'01.680	19.399
10	2'01.130	18.432	10	2'00.868	19.740
12	2'00.759	18.994	12	2'01.597	21.189
5	2'01.097	21.339	5	2'01.548	23.598
93	2'01.321	23.612	93	2'02.276	27.079
37	2'01.335	25.512	37	2'01.732	28.940
			44	2'01.683	29.849
			27	2'04.105	50.960
			19	2'03.218	53.564
			30	2'02.008	1'42.162

Lapped rider

These data/results cannot be reproduced, stored and/or transmitted in whole or in part by any manner of electronic, mechanical, photocopying, recording, broadcasting or otherwise now known or herein after developed without the previous express consent by the copyright owner, except for reproduction in daily press and regular printed publications on sale to the public within 60 days of the event related to those data/results and always provided that copyright symbol appears together as follows below.

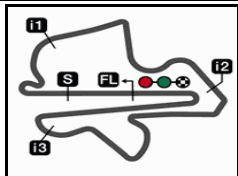
© DORNA, 2023

Official MotoGP Timing by TISSOT
www.motogp.com

Sepang, Sunday, November 12, 2023

Page 2 of 2





PETRONAS GRAND PRIX OF MALAYSIA

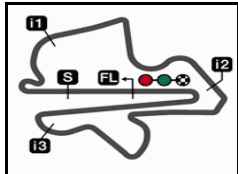
5543 m.

2023 Rookie of the Year Classification

Rider	Points	Leader	Prev	POR	ARG	AME	SPA	FRA	ITA	GER	NED	GBR	AUT	CAT	RSM	IND	JPN	INA	AUS	THA	MAL	QAT	VAL
1 FERNANDEZ Augusto [SPA]	69			3	5	6	3	13	1	5	6	7	2	7	-	-	9	-	-	-	2		
				- 3	- 5	- 6	- 3	- 13	- 1	- 5	- 6	2 5	- 2	- 7	- -	- -	- 9	- -	- -	- -	- 2		

These data/results cannot be reproduced, stored and/or transmitted in whole or in part by any manner of electronic, mechanical, photocopying, recording, broadcasting or otherwise now known or herein after developed without the previous express consent by the copyright owner, except for reproduction in daily press and regular printed publications on sale to the public within 60 days of the event related to those data/results and always provided that copyright symbol appears together as follows below.
© DORNA, 2023





5543 m.

PETRONAS GRAND PRIX OF MALAYSIA

MotoGP™

2023 Independent Team Classification

36

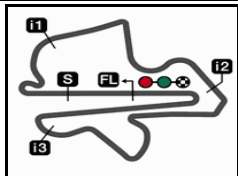
Rider	Points	Leader	Prev	POR	ARG	AME	SPA	FRA	ITA	GER	NED	GBR	AUT	CAT	RSM	IND	JPN	INA	AUS	THA	MAL	QAT	VAL	
1 MARTIN Jorge [SPA]	398			9 9 -	13 2 11	7 7 -	19 6 13	32 12 20	27 7 20	37 12 25	15 4 11	14 4 10	16 7 9	21 5 16	37 12 25	32 12 20	37 12 25	12 12 -	11 - 11	37 12 25	22 9 13			
2 BEZZECCHI Marco [ITA]	323	75	75	16 - 16	34 9 25	14 4 10	1 1 -	28 3 25	17 9 8	16 3 13	32 12 20	9 9 -	16 - 16	6 2 4	29 9 20	30 5 25	17 4 13	18 7 11	10 - 10	17 4 13	13 3 10			
3 ZARCO Johann [FRA]	200	198	123	15 2 13	20 - 20	9 - 9	2 2 -	20 4 16	22 6 16	21 5 16	- - -	13 6 7	3 - 3	16 3 13	6 - 6	10 - 10	5 5 -	- - -	25 - 25	7 1 6	6 2 4			
4 MARINI Luca [ITA]	171	227	29	- - -	15 7 8	23 3 20	10 - 10	6 6 -	18 5 13	17 6 11	9 - 9	9 - 9	13 - 13	5 - 5	10 3 7	- - -	- - -	9 9 -	4 - 4	16 7 9	7 1 6			
5 MARQUEZ Alex [SPA]	149	249	22	12 1 11	21 5 16	- - -	8 - 8	- - -	- - -	11 2 9	11 1 10	12 12 -	17 6 11	10 - 10	6 1 5	- - -	- - -	- - -	7 - 7	2 2 -	32 12 20			
6 DI GIANNANTONIO Fabio [ITA]	100	298	49	- - -	6 - 6	7 - 7	4 - 4	8 - 8	2 - 2	7 - 7	- - -	3 - 3	- - -	6 - 6	- - -	- - -	10 2 8	17 4 13	16 - 16	7 - 7	7 - 7			
7 OLIVEIRA Miguel [POR]	76	322	24	3 3 -	- - -	13 2 11	5 5 -	- - -	- - -	6 - 6	- - -	13 - 13	- - -	15 4 11	10 - 10	4 - 4	- - -	4 - 4	3 - 3	- - -	- - -			
8 FERNANDEZ Augusto [SPA]	69	329	7	3 - 3	5 - 5	6 - 6	3 - 3	13 - 13	1 - 1	5 - 5	6 - 6	7 2 5	2 - 2	7 - 7	- - -	- - -	9 - 9	- - -	- - -	- - -	2 - 2			
9 RINS Alex [SPA]	54	344	15	6 - 6	7 - 7	34 9 25	- - -	- - -	- - -	- - -	- - -	- - -	- - -	- - -	- - -	- - -	- - -	7 - 7	- - -	- - -	- - -			
10 NAKAGAMI Takaaki [JPN]	52	346	2	4 - 4	3 - 3	- - -	7 - 7	7 - 7	3 - 3	2 - 2	8 - 8	- - -	- - -	1 - 1	- - -	5 - 5	5 - 5	5 - 5	- - -	2 - 2	- - -			
11 FERNANDEZ Raul [SPA]	40	358	12	- - -	2 - 2	- - -	1 - 1	- - -	- - -	1 - 1	4 - 4	6 - 6	- - -	- - -	8 - 8	7 1 6	7 - 7	3 - 3	- - -	1 - 1	- - -			
12 ESPARGARO Pol [SPA]	13	385	27	- - -	- - -	- - -	- - -	- - -	- - -	- - -	- - -	4 - 4	4 4 -	- - -	- - -	3 - 3	1 - 1	- - -	- - -	- - -	1 - 1			
13 FOLGER Jonas [GER]	9	389	4	- - -	- - -	4 - 4	- - -	3 - 3	- - -	- - -	2 - 2	- - -	- - -	- - -	- - -	- - -	- - -	- - -	- - -	- - -	- - -			

These data/results cannot be reproduced, stored and/or transmitted in whole or in part by any manner of electronic, mechanical, photocopying, recording, broadcasting or otherwise now known or herein after developed without the previous express consent by the copyright owner, except for reproduction in daily press and regular printed publications on sale to the public within 60 days of the event related to those data/results and always provided that copyright symbol appears together as follows below.
© DORNA, 2023

Official MotoGP Timing by 
www.motogp.com

Sepang, Sunday, November 12, 2023





5543 m.

PETRONAS GRAND PRIX OF MALAYSIA

MotoGP™

2023 Independent Team Classification

36

Rider	Points	Leader	Prev	POR	ARG	AME	SPA	FRA	ITA	GER	NED	GBR	AUT	CAT	RSM	IND	JPN	INA	AUS	THA	MAL	QAT	VAL
14 BRADL Stefan [GER]	6	392	3	-	-	-	-	-	-	-	3	-	-	-	-	1	2	-	-	-	-	-	-
				-	-	-	-	-	-	-	3	-	-	-	-	1	2	-	-	-	-	-	-
15 SAVADORI Lorenzo [ITA]	4	394	2	-	-	-	-	4	-	-	-	-	-	-	-	-	-	-	-	-	-	-	-
				-	-	-	-	4	-	-	-	-	-	-	-	-	-	-	-	-	-	-	-

Team	Points	Leader	Previous	POR	ARG	AME	SPA	FRA	ITA	GER	NED	GBR	AUT	CAT	RSM	IND	JPN	INA	AUS	THA	MAL	QAT	VAL
1 PRIMA PRAMAC RACING	598			24	33	16	21	52	49	58	15	27	19	37	43	42	42	12	36	44	28		
2 MOONEY VR46 RACING TEAM	494	104	104	16	49	37	11	34	35	33	41	18	29	11	39	30	17	27	14	33	20		
3 GRESINI RACING MOTOGP	249	349	245	12	27	7	12	8	2	18	11	15	17	16	6	-	10	17	23	9	39		
4 CRYPTODATA RNF MOTOGP TEAM	120	478	129	3	2	13	6	4	-	7	4	19	-	15	18	11	7	7	3	1	-		
5 LCR HONDA	112	486	8	10	10	34	7	7	3	2	11	-	-	1	-	6	7	12	-	2	-		
6 GASGAS FACTORY RACING TECH3	91	507	21	3	5	10	3	16	1	5	8	11	6	7	-	3	10	-	-	-	-	3	

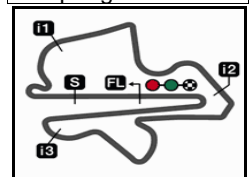
These data/results cannot be reproduced, stored and/or transmitted in whole or in part by any manner of electronic, mechanical, photocopying, recording, broadcasting or otherwise now known or herein after developed without the previous express consent by the copyright owner, except for reproduction in daily press and regular printed publications on sale to the public within 60 days of the event related to those data/results and always provided that copyright symbol appears together as follows below.

© DORNA, 2023

Official MotoGP Timing by **TISSOT**
www.motogp.com

Sepang, Sunday, November 12, 2023





5543 m.

2023 Riders Performance

(Qualifying Position / Sprint Starting Position - Sprint Position / Race Starting Position - Race Position)

37

Rider	Points	POR	ARG	AME	SPA	FRA	ITA	GER	NED	GBR	AUT	CAT	RSM	IND	JPN	INA	AUS	THA	MAL	QAT	VAL
1 BAGNAIA Francesco	412	2	3	1	5	1	1	1	2	4	1	1	3	3	2	13	3	6	1		
		2-1	3-6	1-1	5-2	1-3	1-1	1-2	2-2	4-14	1-1	1-2	3-3	3-2	2-3	13-8	-	6-7	1-3		
		2-1	3-16	1-NC	5-1	1-NC	1-1	1-2	2-1	4-2	1-1	-	3-3	3-NC	2-2	13-1	3-2	6-2	1-3		
2 MARTIN Jorge	398	3	8	12	3	5	6	6	10	7	12	5	1	2	1	6	1	1	2		
		3-2	8-8	12-3	3-4	5-1	6-3	6-1	10-6	7-6	12-3	5-5	1-1	2-1	1-1	6-1	-	1-1	2-2		
		3-NC	8-5	12-NL	3-4	5-2	5-2	6-1	10-5	7-6	12-7	5-3	1-1	2-2	1-1	6-NC	1-5	1-1	2-4		
3 BEZZECCHI Marco	323	8	2	5	13	7	7	5	1	1	7	10	2	1	4	9	10	4	6		
		8-NC	2-2	5-6	13-9	7-7	7-2	5-7	1-1	1-2	7-NC	10-8	2-2	1-5	4-6	9-3	-	4-6	6-7		
		7-3	2-1	5-6	13-NC	7-1	7-8	5-4	1-2	1-NC	7-3	10-12	2-2	1-1	4-4	9-5	10-6	4-4	6-6		
4 BINDER Brad	254	15	15	11	4	10	11	9	5	10	3	9	7	14	5	5	2	5	7		
		15-12	15-1	11-5	4-1	10-2	11-11	9-6	5-5	10-9	3-2	9-4	7-5	13-4	5-2	5-19	-	5-2	7-5		
		14-6	15-17	11-13	4-2	10-6	10-5	8-NC	5-4	10-3	3-2	9-NC	7-14	12-4	5-NC	5-6	2-4	5-3	7-NC		
5 ZARCO Johann	200	10	6	9	8	9	9	4	8	9	10	6	16	7	10	14	5	11	12		
		10-8	6-13	9-11	8-8	9-6	9-4	4-5	8-13	9-4	10-NC	6-7	16-14	7-NC	10-5	14-12	-	11-9	12-8		
		9-4	6-2	9-7	8-NC	9-3	9-3	4-3	8-NC	9-9	10-13	6-4	16-10	6-6	10-NC	14-NC	5-1	11-10	12-12		
6 ESPARGARO Aleix	198	12	9	6	1	11	8	10	6	12	11	2	6	10	9	3	4	3	13		
		12-6	9-NC	6-4	1-NC	11-8	8-8	10-9	6-4	12-5	11-7	2-1	6-8	10-NC	9-NC	3-NC	-	3-5	13-12		
		11-9	9-15	6-NL	1-5	11-5	8-6	9-16	6-3	12-1	11-9	2-1	6-12	9-NC	9-5	3-10	4-8	3-8	13-NC		
7 VIÑALES Maverick	175	7	5	8	10	6	13	13	7	8	2	4	4	9	8	2	9	9	9		
		7-5	5-7	8-10	10-7	6-9	13-13	13-NC	7-7	8-3	2-8	4-3	4-6	9-8	8-9	2-4	-	9-18	9-10		
		6-2	5-12	8-4	10-NC	6-NC	12-12	12-NC	7-NC	8-5	2-6	4-2	4-5	8-8	8-19	2-2	9-11	9-NC	9-11		
8 MARINI Luca	171	9	7	3	9	3	4	2	3	6	6	18	8	4	-	1	18	2	5		
		9-NC	7-3	3-7	9-10	3-4	4-5	2-4	3-10	6-11	6-NC	18-12	8-7	4-NL	-	1-2	-	2-3	5-9		
		8-NC	7-8	3-2	9-6	3-NC	3-4	2-5	3-7	6-7	6-4	18-11	8-9	-	-	1-NC	18-12	2-7	5-10		
9 QUARTARARO Fabio	156	11	10	7	16	13	15	12	4	22	9	17	13	8	14	4	17	10	8		
		11-10	10-9	7-19	16-12	13-NC	15-10	12-13	4-3	22-21	9-15	17-18	13-13	8-6	14-15	4-5	-	10-11	8-16		
		10-8	10-7	7-3	16-10	13-7	14-11	11-13	4-NC	22-15	9-8	17-7	13-13	7-3	14-10	4-3	16-14	10-5	8-5		

NC=Not classified NL=Not finished first lap NP=Not started race re-start N2=Not finished first lap race re-start EX=Excluded NS=Not Started DS=Disqualified

These data/results cannot be reproduced, stored and/or transmitted in whole or in part by any manner of electronic, mechanical, photocopying, recording, broadcasting or otherwise now known or herein after developed without the previous express consent by the copyright owner, except for reproduction in daily press and regular printed publications on sale to the public within 60 days of the event related to those data/results and always provided that copyright symbol appears together as follows below.
© DORNA, 2023

Official MotoGP Timing by TISSOT
www.motogp.com



2023 Riders Performance

MotoGP Race

Rider	Points	POR	ARG	AME	SPA	FRA	ITA	GER	NED	GBR	AUT	CAT	RSM	IND	JPN	INA	AUS	THA	MAL	QAT	VAL	
10 MILLER Jack	156	5	16	10	2	4	5	3	12	2	4	13	18	16	3	10	8	15	10			
		5-4	16-10	10-9	2-3	4-NC	5-6	3-3	12-11	2-7	4-5	13-16	18-15	15-7	3-4	10-9	-	15-10	10-6			
		5-7	16-6	10-NC	2-3	4-NC	4-7	3-6	12-NC	2-8	4-15	12-8	18-NC	14-14	3-6	10-7	8-7	15-16	10-8			
11 MARQUEZ Alex	149	13	1	4	12	8	3	8	9	3	5	7	11	12	-	-	13	7	4			
		13-9	1-5	4-NC	12-NC	8-15	3-NL	8-8	9-9	3-1	5-4	7-10	11-9	-	-	-	-	7-8	4-1			
		12-5	1-3	4-NL	12-8	8-NC	6-NC	7-7	9-6	3-NC	5-5	7-6	11-11	-	-	-	13-9	7-NC	4-2			
12 DI GIANNANTONIO Fabio	100	21	14	16	15	15	19	14	13	18	20	8	21	13	6	7	6	13	11			
		21-16	14-12	16-17	15-11	15-12	19-14	14-12	13-NC	18-12	20-11	8-13	21-17	12-10	6-8	7-6	-	13-NC	11-13			
		20-NC	14-10	16-9	15-12	15-8	18-14	13-9	13-NC	18-13	20-17	8-10	21-17	11-NC	6-8	7-4	6-3	13-9	11-9			
13 MORBIDELLI Franco	93	17	4	14	14	17	14	17	15	11	15	16	19	17	17	15	20	18	15			
		17-14	4-4	14-14	14-16	17-13	14-16	17-15	15-15	11-15	15-9	16-15	19-18	16-15	17-16	15-15	-	18-15	15-11			
		16-14	4-4	14-8	14-11	17-10	13-10	16-12	15-9	11-14	14-11	16-14	19-15	15-7	17-17	15-14	20-17	18-11	15-7			
14 MARQUEZ Marc	84	1	-	-	-	2	2	7	17	14	18	12	9	6	7	8	7	8	20			
		1-3	-	-	-	2-5	2-7	7-11	17-17	14-18	18-10	12-11	9-10	6-3	7-7	8-NL	-	8-4	20-21			
		1-NC	-	-	-	2-NC	2-NC	-	-	14-NC	18-12	11-13	9-7	5-9	7-3	8-NC	7-15	8-6	20-13			
15 BASTIANINI Enea	76	6	-	-	24	-	12	11	18	13	14	11	-	-	-	11	12	21	3			
		6-NC	-	-	-	-	12-9	11-10	18-8	13-13	14-13	11-9	-	-	-	11-7	-	21-13	3-4			
		-	-	-	-	-	11-9	10-8	17-NC	13-NC	13-10	-	-	-	-	11-8	12-10	21-13	3-1			
16 OLIVEIRA Miguel	76	4	-	15	7	-	18	16	11	16	8	3	10	19	16	12	19	20	19			
		4-7	-	15-8	7-5	-	18-12	16-16	11-19	16-10	8-NL	3-6	10-12	18-12	16-14	12-10	-	20-17	19-18			
		4-NC	-	15-5	-	-	17-NC	15-10	11-NC	16-4	8-NC	3-5	10-6	17-12	16-18	12-12	19-13	20-NC	19-NC			
17 FERNANDEZ Augusto	69	19	17	20	21	12	21	15	21	5	22	19	17	18	13	18	14	12	14			
		19-NL	17-16	20-16	21-17	12-NC	21-20	15-14	21-14	5-8	22-17	19-17	17-19	17-11	13-12	18-13	-	12-NC	14-14			
		18-13	17-11	20-10	21-13	12-4	20-15	14-11	20-10	5-11	22-14	19-9	17-16	16-NC	13-7	18-NC	17-NC	12-17	14-14			
18 RINS Alex	54	16	12	2	18	18	10	-	-	-	-	-	-	-	-	21	-	-	-			
		16-13	12-15	2-2	18-13	18-11	10-NC	-	-	-	-	-	-	-	-	-	21-18	-	-	-		
		15-10	12-9	2-1	18-NC	18-NC	-	-	-	-	-	-	-	-	-	-	21-9	-	-	-		
19 NAKAGAMI Takaaki	52	18	11	17	11	14	16	18	14	21	19	21	20	15	18	20	21	16	21			
		18-15	11-11	17-13	11-NC	14-10	16-17	18-17	14-12	21-20	19-NC	21-20	20-21	14-13	18-17	20-11	-	16-19	21-19			
		17-12	11-13	17-NC	11-9	14-9	15-13	17-14	14-8	21-16	19-18	21-15	20-19	13-11	18-11	20-11	21-19	16-14	21-18			
20 FERNANDEZ Raul	40	20	13	19	17	-	20	19	16	20	17	15	12	11	11	17	15	14	18			
		20-11	13-14	19-15	17-14	-	20-19	19-18	16-18	20-19	17-14	15-14	12-11	11-9	11-10	17-14	-	14-14	18-17			
		19-NC	13-14	19-NC	17-15	-	19-17	18-15	16-12	20-10	17-NC	15-NC	12-8	10-10	11-9	17-13	14-16	14-15	18-NC			

NC=Not classified NL=Not finished first lap NP=Not started race re-start N2=Not finished first lap race re-start EX=Excluded NS=Not Started DS=Disqualified

These data/results cannot be reproduced, stored and/or transmitted in whole or in part by any manner of electronic, mechanical, photocopying, recording, broadcasting or otherwise now known or herein after developed without the previous express consent by the copyright owner, except for reproduction in daily press and regular printed publications on sale to the public within 60 days of the event related to those data/results and always provided that copyright symbol appears together as follows below.
© DORNA, 2023

Official MotoGP Timing by TISSOT
www.motogp.com



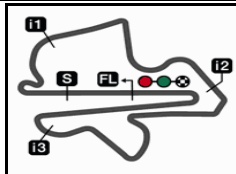
Rider	Points	POR	ARG	AME	SPA	FRA	ITA	GER	NED	GBR	AUT	CAT	RSM	IND	JPN	INA	AUS	THA	MAL	QAT	VAL	
21 PEDROSA Dani	32	-	-	-	6	-	-	-	-	-	-	-	5	-	-	-	-	-	-	-	-	
		-	-	-	6-6	-	-	-	-	-	-	-	-	5-4	-	-	-	-	-	-	-	-
		-	-	-	6-7	-	-	-	-	-	-	-	-	5-4	-	-	-	-	-	-	-	-
22 MIR Joan	24	14	18	13	20	16	-	-	-	19	16	20	22	5	15	19	16	19	16	-	-	
		14-NL	18-NL	13-12	20-NC	16-14	-	-	-	19-17	16-12	20-21	22-23	5-NC	15-13	19-16	-	19-12	16-23	-	-	-
		13-11	-	13-NC	20-NC	16-NC	-	-	-	19-NC	15-NC	20-17	22-NC	4-5	15-12	19-NC	15-NC	19-12	16-NC	-	-	-
23 ESPARGARO Pol	13	22	-	-	-	-	-	-	-	15	13	14	23	20	12	16	11	17	17	-	-	
		-	-	-	-	-	-	-	-	15-16	13-6	14-NC	23-16	19-NL	12-11	16-17	-	17-16	17-15	-	-	-
		-	-	-	-	-	-	-	-	15-12	16-16	13-NC	23-NC	18-13	12-15	16-NC	11-18	17-18	17-15	-	-	-
24 SAVADORI Lorenzo	9	-	-	-	-	20	22	-	19	-	23	-	-	-	-	-	-	-	-	-	-	
		-	-	-	-	20-17	22-18	-	19-16	-	23-NC	-	-	-	-	-	-	-	-	-	-	-
		-	-	-	-	20-12	21-18	-	18-11	-	23-19	-	-	-	-	-	-	-	-	-	-	-
25 FOLGER Jonas	9	-	-	22	22	21	23	20	23	-	-	-	-	-	-	-	-	-	-	-	-	
		-	-	22-20	22-19	21-NC	23-21	20-NC	23-21	-	-	-	-	-	-	-	-	-	-	-	-	-
		-	-	22-12	22-17	21-13	22-19	19-17	22-14	-	-	-	-	-	-	-	-	-	-	-	-	-
26 BRADL Stefan	8	-	-	21	19	-	-	-	20	-	-	-	15	21	20	-	-	-	-	-	-	
		-	-	21-18	19-15	-	-	-	20-22	-	-	-	15-22	20-NL	20-20	-	-	-	-	-	-	-
		-	-	21-NC	19-14	-	-	-	19-13	-	-	-	15-18	19-15	20-14	-	-	-	-	-	-	-
27 PIRRO Michele	5	-	-	18	-	-	17	-	-	-	-	-	14	22	21	-	-	-	-	-	-	
		-	-	18-NC	-	-	17-15	-	-	-	-	-	14-20	21-14	21-19	-	-	-	-	-	-	-
		-	-	18-11	-	-	16-16	-	-	-	-	-	14-NC	20-16	21-16	-	-	-	-	-	-	-
28 PETRUCCI Danilo	5	-	-	-	-	19	-	-	-	-	-	-	-	-	-	-	-	-	-	-	-	
		-	-	-	-	19-16	-	-	-	-	-	-	-	-	-	-	-	-	-	-	-	-
		-	-	-	-	19-11	-	-	-	-	-	-	-	-	-	-	-	-	-	-	-	-
29 CRUTCHLOW Cal	3	-	-	-	-	-	-	-	-	-	-	-	-	-	19	-	-	-	-	-	-	
		-	-	-	-	-	-	-	-	-	-	-	-	-	19-18	-	-	-	-	-	-	-
		-	-	-	-	-	-	-	-	-	-	-	-	-	19-13	-	-	-	-	-	-	-
30 LECUONA Iker	0	-	-	-	23	-	-	-	22	17	21	22	-	-	-	-	-	-	-	23	-	
		-	-	-	23-18	-	-	-	22-20	17-22	21-16	22-19	-	-	-	-	-	-	-	23-20	-	-
		-	-	-	23-16	-	-	-	21-NC	17-17	21-20	22-16	-	-	-	-	-	-	-	23-16	-	-
31 BAUTISTA Alvaro	0	-	-	-	-	-	-	-	-	-	-	-	-	-	-	-	-	-	-	22	-	
		-	-	-	-	-	-	-	-	-	-	-	-	-	-	-	-	-	-	22-22	-	-
		-	-	-	-	-	-	-	-	-	-	-	-	-	-	-	-	-	-	22-17	-	-

NC=Not classified NL=Not finished first lap NP=Not started race re-start N2=Not finished first lap race re-start EX=Excluded NS=Not Started DS=Disqualified

These data/results cannot be reproduced, stored and/or transmitted in whole or in part by any manner of electronic, mechanical, photocopying, recording, broadcasting or otherwise now known or herein after developed without the previous express consent by the copyright owner, except for reproduction in daily press and regular printed publications on sale to the public within 60 days of the event related to those data/results and always provided that copyright symbol appears together as follows below.
© DORNA, 2023

Official MotoGP Timing by TISSOT
www.motogp.com





PETRONAS GRAND PRIX OF MALAYSIA
Official Starting Grid

5543 m.

Race : 20 laps = 110.86 km



1	1 1'57.491 1 Francesco BAGNAIA Ducati	2 1'57.549 89 Jorge MARTIN Ducati	3 1'57.590 23 Enea BASTIANINI Ducati
2	4 1'57.661 73 Alex MARQUEZ Ducati	5 1'57.787 10 Luca MARINI Ducati	6 1'57.805 72 Marco BEZZECCHI Ducati
3	7 1'58.050 33 Brad BINDER KTM	8 1'58.080 20 Fabio QUARTARARO Yamaha	9 1'58.253 12 Maverick VIÑALES Aprilia
4	10 1'58.468 43 Jack MILLER KTM	11 1'59.211 49 Fabio DI GIANNANTONIO Ducati	12 2'01.848 5 Johann ZARCO Ducati
5	13 1'58.069 41 Aleix ESPARGARO Aprilia	14 1'58.107 37 Augusto FERNANDEZ KTM	15 1'58.321 21 Franco MORBIDELLI Yamaha
6	16 1'58.440 36 Joan MIR Honda	17 1'58.555 44 Pol ESPARGARO KTM	18 1'58.623 25 Raul FERNANDEZ Aprilia
7	19 1'58.638 88 Miguel OLIVEIRA Aprilia	20 1'58.717 93 Marc MARQUEZ Honda	21 1'58.886 30 Takaaki NAKAGAMI Honda
8	22 1'59.418 19 Alvaro BAUTISTA Ducati	23 1'59.658 27 Iker LECUONA Honda	

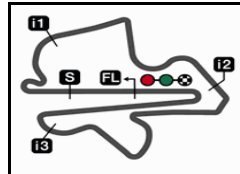
The results are provisional until the end of the limit for protest and appeals and until the ratification of the Event Management Committee.

Time limit for protest expires 60' at the latest after publication of the results - Time:

These data/results cannot be reproduced, stored and/or transmitted in whole or in part by any manner of electronic, mechanical, photocopying, recording, broadcasting or otherwise now known or herein after developed without the previous express consent by the copyright owner, except for reproduction in daily press and regular printed publications on sale to the public within 60 days of the event related to those data/results and always provided that copyright symbol appears together as follows below.

© DORNA, 2023





5543 m.

PETRONAS GRAND PRIX OF MALAYSIA

Race

Top Speed & Average



Rider	Nation	Motorcycle	Top 5 speeds					Average	Top
89 Jorge MARTIN	SPA	DUCATI	333.3	333.3	332.3	332.3	331.2	332.5	333.3
1 Francesco BAGNAIA	ITA	DUCATI	332.3	332.3	331.2	331.2	330.2	331.2	332.3
5 Johann ZARCO	FRA	DUCATI	331.2	328.2	328.2	326.2	325.3	327.4	331.2
12 Maverick VIÑALES	SPA	APRILIA	330.2	329.2	329.2	328.2	327.2	328.8	330.2
72 Marco BEZZECCHI	ITA	DUCATI	330.2	330.2	329.2	329.2	329.2	329.5	330.2
73 Alex MARQUEZ	SPA	DUCATI	330.2	329.2	329.2	328.2	328.2	328.8	330.2
93 Marc MARQUEZ	SPA	HONDA	330.2	330.2	329.2	329.2	329.2	329.6	330.2
10 Luca MARINI	ITA	DUCATI	329.2	328.2	327.2	326.2	325.3	326.5	329.2
23 Enea BASTIANINI	ITA	DUCATI	329.2	328.2	327.2	327.2	327.2	327.5	329.2
43 Jack MILLER	AUS	KTM	329.2	328.2	327.2	327.2	327.2	327.7	329.2
19 Alvaro BAUTISTA	SPA	DUCATI	328.2	328.2	326.2	325.3	324.3	325.6	328.2
20 Fabio QUARTARARO	FRA	YAMAHA	328.2	327.2	327.2	326.2	326.2	326.7	328.2
37 Augusto FERNANDEZ	SPA	KTM	328.2	327.2	326.2	326.2	325.3	326.6	328.2
41 Aleix ESPARGARO	SPA	APRILIA	328.2	323.3	323.3	321.4	319.5	323.1	328.2
21 Franco MORBIDELLI	ITA	YAMAHA	327.2	326.2	324.3	324.3	324.3	325.3	327.2
49 Fabio DI GIANNANTONIO	ITA	DUCATI	326.2	322.3	321.4	321.4	320.4	322.3	326.2
25 Raul FERNANDEZ	SPA	APRILIA	325.3	322.3	322.3	317.6	316.7	320.8	325.3
27 Iker LECUONA	SPA	HONDA	324.3	321.4	320.4	319.5	319.5	320.5	324.3
30 Takaaki NAKAGAMI	JPN	HONDA	324.3	323.3	322.3	322.3	322.3	322.9	324.3
44 Po ESPARGARO	SPA	KTM	324.3	322.3	322.3	320.4	320.4	321.9	324.3
33 Brad BINDER	RSA	KTM	321.4	321.4	320.4	316.7	316.7	318.9	321.4
88 Miguel OLIVEIRA	POR	APRILIA	318.5	313.9	311.2	307.6	306.8	311.6	318.5
36 Joan MIR	SPA	HONDA	316.7	313.9	310.3	307.6	265.3	302.8	316.7

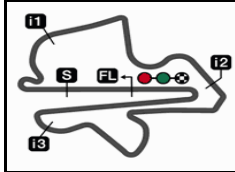
These data/results cannot be reproduced, stored and/or transmitted in whole or in part by any manner of electronic, mechanical, photocopying, recording, broadcasting or otherwise now known or herein after developed without the previous express consent by the copyright owner, except for reproduction in daily press and regular printed publications on sale to the public within 60 days of the event related to those data/results and always provided that copyright symbol appears together as follows below.

© DORNA, 2023

Official MotoGP Timing by TISSOT
www.motogp.com



Sepang, Sunday, November 12, 2023




5543 m.

PETRONAS GRAND PRIX OF MALAYSIA

Race

Fastest Laps Sequence

<i>Lap</i>	<i>Race Time</i>	 <i>Rider</i>	<i>Nation</i>	<i>Motorcycle</i>	<i>Time</i>	<i>Km/h</i>	<i>Riders's Lap</i>
2	4'03.697	23 Enea BASTIANINI	ITA	DUCATI	1'59.180	167.4	2
3	6'02.758	23 Enea BASTIANINI	ITA	DUCATI	1'59.061	167.6	3
3	6'02.970	73 Alex MARQUEZ	SPA	DUCATI	1'58.979	167.7	3

These data/results cannot be reproduced, stored and/or transmitted in whole or in part by any manner of electronic, mechanical, photocopying, recording, broadcasting or otherwise now known or herein after developed without the previous express consent by the copyright owner, except for reproduction in daily press and regular printed publications on sale to the public within 60 days of the event related to those data/results and always provided that copyright symbol appears together as follows below.

© DORNA, 2023

Official MotoGP Timing by TISSOT
www.motogp.com

Sepang, Sunday, November 12, 2023

