

5380 m.

QATAR AIRWAYS GRAND PRIX OF QATAR

Practice Nr. 3

Classification

10

		Rider	Nation	Team	Motorcycle	Time	Lap Total	Gap	Top Speed
1	54	Fermín ALDEGUER	SPA	Beta Tools SpeedUp	BOSCOSCURO	1'57.895	11 12		281.9
2	16	Joe ROBERTS	USA	Italtrans Racing Team	KALEX	1'58.087	13 13	0.192 0.192	284.9
3	96	Jake DIXON	GBR	Inde GASGAS Aspar Team	KALEX	1'58.203	11 12	0.308 0.116	287.2
4	18	Manuel GONZALEZ	SPA	Correos Prepago Yamaha VR46 T	KALEX	1'58.263	11 12	0.368 0.060	284.9
5	3	Lukas TULOVIC	GER	Liqui Moly Husqvarna Intact GP	KALEX	1'58.373	10 12	0.478 0.110	286.4
6	79	Ai OGURA	JPN	IDEMITSU Honda Team Asia	KALEX	1'58.375	11 12	0.480 0.002	283.4
7	84	Zonta VD GOORBERGH	NED	Fieten Olie Racing GP	KALEX	1'58.509	12 13	0.614 0.134	284.2
8	37	Pedro ACOSTA	SPA	Red Bull KTM Ajo	KALEX	1'58.544	10 11	0.649 0.035	285.7
9	17	Alex ESCRIG	SPA	Forward Team	FORWARD	1'58.618	9 12	0.723 0.074	284.2
10	7	Barry BALTUS	BEL	Fieten Olie Racing GP	KALEX	1'58.658	10 12	0.763 0.040	281.9
11	14	Tony ARBOLINO	ITA	Elf Marc VDS Racing Team	KALEX	1'58.661	12 12	0.766 0.003	285.7
12	24	Marcos RAMIREZ	SPA	OnlyFans American Racing	KALEX	1'58.679	11 13	0.784 0.018	285.7
13	28	Izan GUEVARA	SPA	Inde GASGAS Aspar Team	KALEX	1'58.730	11 12	0.835 0.051	284.2
14	40	Aron CANET	SPA	Pons Wegow Los40	KALEX	1'58.740	10 10	0.845 0.010	278.3
15	35	Somkiat CHANTRA	THA	IDEMITSU Honda Team Asia	KALEX	1'58.772	11 13	0.877 0.032	287.2
16	11	Sergio GARCIA	SPA	Pons Wegow Los40	KALEX	1'58.778	11 11	0.883 0.006	285.7
17	52	Jeremy ALCOBA	SPA	QJMOTOR Gresini Moto2	KALEX	1'58.809	9 12	0.914 0.031	281.9
18	22	Sam LOWES	GBR	Elf Marc VDS Racing Team	KALEX	1'58.882	11 13	0.987 0.073	279.7
19	75	Albert ARENAS	SPA	Red Bull KTM Ajo	KALEX	1'58.907	9 11	1.012 0.025	284.9
20	33	Rory SKINNER	GBR	OnlyFans American Racing	KALEX	1'59.021	11 13	1.126 0.114	284.9
21	71	Dennis FOGGIA	ITA	Italtrans Racing Team	KALEX	1'59.150	8 10	1.255 0.129	285.7
22	21	Alonso LOPEZ	SPA	Beta Tools SpeedUp	BOSCOSCURO	1'59.187	11 12	1.292 0.037	287.2
23	4	Sean Dylan KELLY	USA	Forward Team	FORWARD	1'59.225	9 12	1.330 0.038	281.9
24	13	Celestino VIETTI	ITA	Fantic Racing	KALEX	1'59.272	9 10	1.377 0.047	284.2
25	12	Filip SALAC	CZE	QJMOTOR Gresini Moto2	KALEX	1'59.301	9 13	1.406 0.029	281.2
26	64	Bo BENDSNEYDER	NED	Pertamina Mandalika SAG Team	KALEX	1'59.390	10 12	1.495 0.089	279.0
27	15	Darryn BINDER	RSA	Liqui Moly Husqvarna Intact GP	KALEX	1'59.669	10 11	1.774 0.279	284.2
28	9	Mattia CASADEI	ITA	Fantic Racing	KALEX	1'59.999	12 12	2.104 0.330	283.4
29	23	Taiga HADA	JPN	Pertamina Mandalika SAG Team	KALEX	2'00.206	5 11	2.311 0.207	283.4
30	5	Kohta NOZANE	JPN	Correos Prepago Yamaha VR46 T	KALEX	2'00.294	11 12	2.399 0.088	282.7

Practice condition: **Dry**
 Air: **28°**
 Humidity: **56%**
 Ground: **37°**

Fastest Lap:	Lap: 11	Fermín ALDEGUER	1'57.895	164.2 Km/h
Best Race Lap:	2019	Thomas LUTHI	1'58.711	163.1 Km/h
All Time Lap Record:	2023	Fermín ALDEGUER	1'57.895	164.2 Km/h

The results are provisional until the end of the limit for protest and appeals.

Time limit for protest expires 60' after publication of the results - Time:

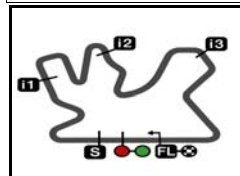
These data/results cannot be reproduced, stored and/or transmitted in whole or in part by any manner of electronic, mechanical, photocopying, recording, broadcasting or otherwise now known or herein after developed without the previous express consent by the copyright owner, except for reproduction in daily press and regular printed publications on sale to the public within 60 days of the event related to those data/results and always provided that copyright symbol appears together as follows below.

© DORNA, 2023

Official MotoGP Timing by TISSOT
 www.motogp.com

Doha, Saturday, November 18, 2023





5380 m.

QATAR AIRWAYS GRAND PRIX OF QATAR

Practice Nr. 3

Combined Practice Times

11

	Rider	Nation	Team	MOTORCYCLE	P1	P2	P3	Gap
1	54 F.ALDEGUER	SPA	Beta Tools SpeedUp	BOSCOSCURO	2'01.097	16 1'58.059	15 1'57.895	11
2	16 J.ROBERTS	USA	Italtrans Racing Team	KALEX	2'03.418	13 1'59.231	13 1'58.087	0.192 0.192
3	40 A.CANET	SPA	Pons Wegow Los40	KALEX	2'02.532	14 1'58.163	15 1'58.740	0.268 0.076
4	96 J.DIXON	GBR	Inde GASGAS Aspar Team	KALEX	2'01.768	15 1'58.434	14 1'58.203	0.308 0.040
5	18 M.GONZALEZ	SPA	Correos Prepago Yamaha VR46 Te	KALEX	2'01.440	14 1'58.673	15 1'58.263	0.368 0.060
6	22 S.LOWES	GBR	Elf Marc VDS Racing Team	KALEX	2'03.919	17 1'58.313	13 1'58.882	0.418 0.050
7	35 S.CHANTRA	THA	IDEMITSU Honda Team Asia	KALEX	2'03.555	16 1'58.367	15 1'58.772	0.472 0.054
8	3 L.TULOVIC	GER	Liqui Moly Husqvarna Intact GP	KALEX	2'06.246	15 2'00.299	12 1'58.373	0.478 0.006
9	79 A.OGURA	JPN	IDEMITSU Honda Team Asia	KALEX	2'03.011	17 1'58.832	16 1'58.375	0.480 0.002
10	84 Z.VD GOORBERG	NED	Fieten Olie Racing GP	KALEX	2'05.024	14 1'59.955	16 1'58.509	0.614 0.134
11	37 P.ACOSTA	SPA	Red Bull KTM Ajo	KALEX	2'01.814	14 1'58.854	15 1'58.544	0.649 0.035
12	17 A.ESCRIG	SPA	Forward Team	FORWARD	2'01.933	14 1'59.506	13 1'58.618	0.723 0.074
13	7 B.BALTUS	BEL	Fieten Olie Racing GP	KALEX	2'03.355	16 1'59.757	6 1'58.658	0.763 0.040
14	14 T.ARBOLINO	ITA	Elf Marc VDS Racing Team	KALEX	2'04.814	17 1'59.112	15 1'58.661	0.766 0.003
15	24 M.RAMIREZ	SPA	OnlyFans American Racing	KALEX	2'02.764	15 1'59.308	16 1'58.679	0.784 0.018
16	28 I.GUEVARA	SPA	Inde GASGAS Aspar Team	KALEX	2'04.925	11 2'00.579	6 1'58.730	0.835 0.051
17	11 S.GARCIA	SPA	Pons Wegow Los40	KALEX	2'04.730	14 2'00.151	13 1'58.778	0.883 0.048
18	52 J.ALCOBA	SPA	QJMOTOR Gresini Moto2	KALEX	2'03.554	16 1'59.991	14 1'58.809	0.914 0.031
19	75 A.ARENAS	SPA	Red Bull KTM Ajo	KALEX	2'02.712	14 1'59.710	16 1'58.907	0.912 0.098
20	21 A.LOPEZ	SPA	Beta Tools SpeedUp	BOSCOSCURO	2'03.442	16 1'58.927	16 1'59.187	1.032 0.020
21	33 R.SKINNER	GBR	OnlyFans American Racing	KALEX	2'03.945	17 2'00.098	17 1'59.021	1.126 0.094
22	71 D.FOGGIA	ITA	Italtrans Racing Team	KALEX	2'02.629	13 1'59.481	12 1'59.150	1.255 0.129
23	4 S.KELLY	USA	Forward Team	FORWARD	2'04.269	15 1'59.666	13 1'59.225	1.330 0.075
24	13 C.VIETTI	ITA	Fantic Racing	KALEX	2'04.036	16 1'59.474	14 1'59.272	1.377 0.047
25	12 F.SALAC	CZE	QJMOTOR Gresini Moto2	KALEX	2'02.857	13 1'59.595	15 1'59.301	1.406 0.029
26	64 B.BENDSNEYDE	NED	Pertamina Mandalika SAG Team	KALEX	2'06.052	11 2'00.501	16 1'59.390	1.495 0.089
27	15 D.BINDER	RSA	Liqui Moly Husqvarna Intact GP	KALEX	2'02.809	15 1'59.930	15 1'59.669	1.774 0.279
28	9 M.CASADEI	ITA	Fantic Racing	KALEX	2'05.050	19 2'00.742	17 1'59.999	2.104 0.330
29	23 T.HADA	JPN	Pertamina Mandalika SAG Team	KALEX	2'08.603	8 2'03.141	13 2'00.206	2.311 0.207
30	5 K.NOZANE	JPN	Correos Prepago Yamaha VR46 Te	KALEX	2'05.001	13 2'00.917	10 2'00.294	2.399 0.088

Pole Position Record:	2020	Joe ROBERTS	1'58.136	163.9 Km/h
Best Race Lap:	2019	Thomas LUTHI	1'58.711	163.1 Km/h
All Time Lap Record:	2023	Fermin ALDEGUER	1'57.895	164.2 Km/h

The results are provisional until the end of the limit for protest and appeals.

Time limit for protest expires 60' after publication of the results - Time:

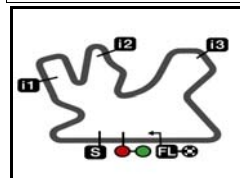
These data/results cannot be reproduced, stored and/or transmitted in whole or in part by any manner of electronic, mechanical, photocopying, recording, broadcasting or otherwise now known or herein after developed without the previous express consent by the copyright owner, except for reproduction in daily press and regular printed publications on sale to the public within 60 days of the event related to those data/results and always provided that copyright symbol appears together as follows below.

© DORNA, 2023

Official MotoGP Timing by TISSOT
www.motogp.com

Doha, Saturday, November 18, 2023





5380 m.

QATAR AIRWAYS GRAND PRIX OF QATAR

Practice Nr. 3

Top Speed & Average

12

Rider	Nation	Motorcycle	Top 5 speeds					Average	Top
21 Alonso LOPEZ	SPA	BOSCOSCURO	287.2	284.9	284.9	284.9	282.7	284.9	287.2
35 Somkiat CHANTRA	THA	KALEX	287.2	284.2	283.4	283.4	282.7	284.2	287.2
96 Jake DIXON	GBR	KALEX	287.2	285.7	284.9	284.2	283.4	285.1	287.2
3 Lukas TULOVIC	GER	KALEX	286.4	281.9	280.5	280.5	279.7	281.5	286.4
11 Sergio GARCIA	SPA	KALEX	285.7	285.7	284.2	284.2	281.9	283.9	285.7
14 Tony ARBOLINO	ITA	KALEX	285.7	283.4	283.4	283.4	282.7	283.7	285.7
24 Marcos RAMIREZ	SPA	KALEX	285.7	284.9	283.4	281.2	281.2	282.9	285.7
37 Pedro ACOSTA	SPA	KALEX	285.7	284.9	284.9	284.2	282.7	284.5	285.7
71 Dennis FOGGIA	ITA	KALEX	285.7	283.4	282.7	281.2	281.2	282.8	285.7
16 Joe ROBERTS	USA	KALEX	284.9	283.4	280.5	279.7	279.7	281.6	284.9
18 Manuel GONZALEZ	SPA	KALEX	284.9	283.4	282.7	281.9	281.9	282.8	284.9
33 Rory SKINNER	GBR	KALEX	284.9	283.4	281.9	281.9	281.2	282.7	284.9
75 Albert ARENAS	SPA	KALEX	284.9	281.2	280.5	280.5	280.5	281.2	284.9
13 Celestino VIETTI	ITA	KALEX	284.2	283.4	282.7	281.9	280.5	282.5	284.2
15 Darryn BINDER	RSA	KALEX	284.2	284.2	284.2	283.4	283.4	283.9	284.2
17 Alex ESCRIG	SPA	FORWARD	284.2	283.4	282.7	282.7	282.7	283.1	284.2
28 Izan GUEVARA	SPA	KALEX	284.2	283.4	281.9	281.9	281.9	282.5	284.2
84 Zonta VD GOORBERGH	NED	KALEX	284.2	281.9	280.5	280.5	279.7	280.7	284.2
9 Mattia CASADEI	ITA	KALEX	283.4	282.7	281.2	280.5	280.5	281.5	283.4
23 Taiga HADA	JPN	KALEX	283.4	281.9	281.9	279.7	279.0	281.2	283.4
79 Ai OGURA	JPN	KALEX	283.4	283.4	281.9	280.5	279.7	281.2	283.4
5 Kohta NOZANE	JPN	KALEX	282.7	278.3	277.6	275.5	274.8	277.8	282.7
4 Sean Dylan KELLY	USA	FORWARD	281.9	280.5	279.7	279.7	277.6	279.2	281.9
7 Barry BALTUS	BEL	KALEX	281.9	281.2	281.2	281.2	280.5	281.2	281.9
52 Jeremy ALCOBA	SPA	KALEX	281.9	281.9	281.2	280.5	279.0	280.6	281.9
54 Fermín ALDEGUER	SPA	BOSCOSCURO	281.9	281.2	279.7	279.7	279.7	280.4	281.9
12 Filip SALAC	CZE	KALEX	281.2	279.7	279.7	279.0	278.3	279.4	281.2
22 Sam LOWES	GBR	KALEX	279.7	279.7	277.6	277.6	277.6	278.2	279.7
64 Bo BENDSNEYDER	NED	KALEX	279.0	279.0	279.0	278.3	278.3	278.7	279.0
40 Aron CANET	SPA	KALEX	278.3	277.6	276.9	276.9	276.2	277.0	278.3

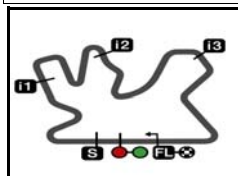
These data/results cannot be reproduced, stored and/or transmitted in whole or in part by any manner of electronic, mechanical, photocopying, recording, broadcasting or otherwise now known or herein after developed without the previous express consent by the copyright owner, except for reproduction in daily press and regular printed publications on sale to the public within 60 days of the event related to those data/results and always provided that copyright symbol appears together as follows below.

© DORNA, 2023

Official MotoGP Timing by TISSOT
www.motogp.com



Doha, Saturday, November 18, 2023



QATAR AIRWAYS GRAND PRIX OF QATAR

Practice Nr. 3

Chronological Analysis of Performances

13

5380 m.

* Lap / Sector time cancelled **T1** Time from finish line to 1st intermediate **T3** Time from 2nd intermed. to 3rd intermed.
P Crossing the finish line in pit lane **T2** Time from 1st intermed. to 2nd intermed. **T4** Time from 3rd intermediate to finish line

Lap	Lap Time	T1	T2	T3	T4	Speed	Lap	Lap Time	T1	T2	T3	T4	Speed		
1st	54	Fermín ALDEGUER Beta Tools SpeedUp SPA						4th	18	Manuel GONZALEZ Correos Prepagos Yam SPA					
		Runs=2	Total laps=12	Full laps=9	Valid laps=9				Runs=2	Total laps=12	Full laps=9	Valid laps=9			
1	2'08.289	30.070	33.027	28.934	29.912		1	2'56.775	29.829	33.773	29.546	32.558			
2	1'59.975	30.102	31.776	28.432	29.665	281.9	2	1'58.982	29.935	31.400	28.293	29.354	281.9		
3	1'59.239	29.958	31.423	28.347	29.511	279.7	3	1'58.645	29.799	31.324	28.097	29.425	281.9		
4	1'58.406	29.727	31.106	28.162	29.411	279.0	4	2'06.560	30.071	31.967	30.594	33.928	278.3		
5	2'04.987	29.762	36.883	28.618	29.724	279.0	5	1'58.530	29.743	31.297	28.094	29.396	281.9		
6	1'58.360	29.670	31.224	28.152	29.314	279.0	6	2'02.595	31.578	32.048	29.507	29.462	283.4		
7	1'57.996 P	29.704	31.116	28.213	28.963	278.3	7	1'58.339	29.767	31.188	28.099	29.285	282.7		
8	9'09.339	29.482	32.102	28.350	29.770		8	2'05.242 P	30.875	33.155	29.726	31.486	279.0		
9	1'58.911	29.740	31.071	28.099	30.001	279.7	9	8'10.046	29.541	32.295	29.751	29.777			
10	1'59.635	29.642	31.591	28.711	29.691	281.2	10	2'00.368	30.009	31.505	28.969	29.885	284.9		
11	1'57.895	29.681	30.917	28.056	29.241	279.7	11	1'58.263	29.709	31.071	28.158	29.325	280.5		
12	2'12.601	39.848	32.923	29.296	30.534	279.0	12	1'58.392	29.743	31.193	28.034	29.422	279.7		
2nd	16	Joe ROBERTS Italtrans Racing Team USA						5th	3	Lukas TULOVIC Liqui Moly Husqvarna GER					
		Runs=2	Total laps=13	Full laps=10	Valid laps=10				Runs=2	Total laps=12	Full laps=9	Valid laps=8			
1	2'34.986	31.044	33.821	32.110	30.394		1	2'15.086	30.065	33.199	29.234	30.285			
2	2'00.716	30.479	31.851	28.573	29.813	280.5	2	2'00.671	30.172	31.943	28.723	29.833	286.4		
3	1'59.831	30.160	31.586	28.414	29.671	283.4	3	2'02.132	30.295	32.050	29.615	30.172	279.7		
4	2'01.092	30.841	31.618	28.531	30.102	284.9	4	1'59.699	30.086	31.446	28.345	29.822	280.5		
5	1'59.421	30.063	31.430	28.299	29.629	279.7	5	2'02.556	30.116	33.314	29.213	29.913	278.3		
6	2'00.979 P	29.918	31.571	28.297	31.193	279.7	6	2'02.010 P	29.970	31.717	28.470	31.853	278.3		
7	7'08.176	31.099	32.918	28.836	29.910		7	8'42.153	30.798	32.531	28.632	29.642			
8	1'58.866	30.133	31.383	28.040	29.310	275.5	8	1'59.204	30.009	31.322	28.261	29.612	276.9		
9	1'58.449	29.805	31.171	28.136	29.337	276.2	9	1'59.214	29.906	31.251	28.135	29.922	280.5		
10	1'59.145	29.966	31.089	28.525	29.565	277.6	10	1'58.373	29.821	31.213	28.119	29.220	279.7		
11	1'58.304	29.723	31.219	28.028	29.334	277.6	11	1'58.700	29.867	31.296	28.176	29.361	279.0		
12	1'58.354	29.709	31.149	28.099	29.397	277.6	12	2'00.793 *	30.035	32.104	28.781 *	29.873	281.9		
13	1'58.087	29.640	31.128	28.001	29.318	277.6									
3rd	96	Jake DIXON Inde GASGAS Aspar GBR						6th	79	Ai OGURA IDEMITSU Honda Te JPN					
		Runs=2	Total laps=12	Full laps=9	Valid laps=9				Runs=2	Total laps=12	Full laps=9	Valid laps=8			
1	2'33.643	28.870	32.701	29.120	29.678		1	2'54.405	30.598	33.657	29.765	30.298			
2	1'59.427	29.869	31.799	28.436	29.323	282.7	2	2'00.760	30.314	31.765	28.788	29.893	283.4		
3	1'58.804	29.783	31.405	28.356	29.260	285.7	3	2'00.124	29.974	32.180	28.457	29.513	283.4		
4	2'01.819	29.944	31.580	30.383	29.912	287.2	4	1'59.552	29.724	31.533	28.732	29.563	281.9		
5	1'58.856	29.672	31.281	28.307	29.596	284.9	5	1'59.119	29.875	31.268	28.474	29.502	280.5		
6	1'58.758	29.878	31.328	28.246	29.306	281.2	6	1'58.955	29.875	31.283	28.435	29.362	279.7		
7	2'02.163	32.119	31.867	28.616	29.561	283.4	7	2'03.539 P	29.862	31.876	30.404	31.397	279.7		
8	2'02.637 P	29.821	33.874	29.294	29.648	282.7	8	8'04.363	31.537	33.551	34.397	30.025			
9	8'36.951	30.866	31.925	28.643	35.943		9	1'59.070	30.032	31.285	28.408	29.345	277.6		
10	2'02.255	29.915	33.979	28.760	29.601	282.7	10	1'58.828	29.772	31.377	28.274	29.405	279.7		
11	1'58.203	29.751	31.137	28.094	29.221	282.7	11	1'58.375	29.753	31.110	28.316	29.196	279.0		
12	1'58.813	29.794	31.186	28.214	29.619	284.2	12	2'06.502 *	29.747	31.111	33.787 *	31.857	278.3		

Fastest Lap: Fermín ALDEGUER Beta Tools SpeedUp SPA **1'57.895** 29.681 30.917 28.056 29.241

These data/results cannot be reproduced, stored and/or transmitted in whole or in part by any manner of electronic, mechanical, photocopying, recording, broadcasting or otherwise now known or herein after developed without the previous express consent by the copyright owner, except for reproduction in daily press and regular printed publications on sale to the public within 60 days of the event related to those data/results and always provided that copyright symbol appears together as follows below.
 © DORNA, 2023



Practice Nr. 3

Moto2

Lap	Lap Time	T1	T2	T3	T4	Speed	Lap	Lap Time	T1	T2	T3	T4	Speed
7th	84	Zonta VD GOORBE				Fieten Olie Racing GP NED	10	1'58.658	29.890	31.185	28.108	29.475	279.7
		Runs=2	Total laps=13	Full laps=10	Valid laps=10		11	2'03.223	29.879	31.991	31.054	30.299	279.7
1	2'17.967	29.690	33.630	29.425	30.383		12	1'58.755	29.885	31.318	28.152	29.400	281.2
2	2'01.052	30.265	31.997	28.590	30.200	279.0	11th 14 Tony ARBOLINO						Elf Marc VDS Racing ITA
3	1'59.866	29.996	31.598	28.492	29.780	280.5		Runs=2	Total laps=12	Full laps=9	Valid laps=9		
4	1'59.126	29.886	31.534	28.252	29.454	279.0	1	2'58.323	29.001	33.046	29.178	32.965	
5	2'05.403	29.856	36.319	28.722	30.506	280.5	2	2'01.678	30.243	31.768	28.467	31.200	283.4
6	2'02.716	29.912	31.390	30.251	31.163	279.7	3	2'00.675	31.179	31.522	28.331	29.643	265.3
7	1'59.240	29.897	31.392	28.370	29.581	279.7	4	1'59.310	29.983	31.458	28.301	29.568	281.9
8	2'04.562 P	31.683	32.437	29.060	31.382	277.6	5	1'59.464	29.915	31.425	28.391	29.733	283.4
9	6'47.791	29.042	32.335	28.695	29.849		6	2'04.055 P	30.474	32.129	30.777	30.675	283.4
10	2'03.660	32.887	31.950	28.701	30.122	281.9	7	8'53.696	29.748	32.543	28.604	29.943	
11	1'58.651	29.861	31.163	28.203	29.424	279.7	8	1'59.072	29.846	31.504	28.212	29.510	282.7
12	1'58.509	29.822	31.200	28.131	29.356	279.7	9	1'59.116	29.834	31.523	28.244	29.515	285.7
13	2'05.543	32.598	33.167	29.256	30.522	284.2	10	1'58.841	29.868	31.352	28.134	29.487	281.9
8th 37 Pedro ACOSTA						Red Bull KTM Ajo SPA	11	2'03.022	29.784	32.737	30.490	30.011	281.9
		Runs=2	Total laps=11	Full laps=8	Valid laps=7		12	1'58.661	29.809	31.231	28.148	29.473	281.2
1	2'33.366	30.019	32.838	29.051	30.115		12th 24 Marcos RAMIREZ						OnlyFans American R SPA
2	1'59.670	29.938	31.808	28.475	29.449	284.9		Runs=2	Total laps=13	Full laps=10	Valid laps=9		
3	2'00.050	30.159	31.708	28.483	29.700	285.7	1	2'07.971	30.044	35.702	29.352	30.124	
4	1'59.818	29.822	31.591	28.428	29.977	284.9	2	2'01.550	30.271	32.988	28.743	29.548	280.5
5	1'59.656	29.786	31.589	28.479	29.802	284.2	3	1'59.006	29.953	31.409	28.199	29.445	285.7
6	2'05.368 P	30.900	33.015	30.251	31.202	279.7	4	1'59.787	29.842	31.557	28.311	30.077	283.4
7	9'56.607	30.649	32.623	31.356	31.863		5	1'58.881	29.894	31.373	28.195	29.419	281.2
8	1'59.109	29.945	31.373	28.288	29.503	280.5	6	2'04.043	29.877	36.197	28.391	29.578	278.3
9	1'58.575	29.784	31.197	28.106	29.488	282.7	7	1'59.323	29.950	31.632	28.226	29.515	279.7
10	1'58.544	29.763	31.169	28.160	29.452	281.9	8	2'08.507 P	31.833	34.470	29.617	32.587	279.0
11	1'58.817 *	29.705	31.164	28.166*	29.782	280.5	9	6'42.245	33.122	33.707	32.878	34.428	
9th 17 Alex ESCRIG						Forward Team SPA	10	2'00.178	30.264	31.488	28.264	30.162	280.5
		Runs=2	Total laps=12	Full laps=9	Valid laps=9		11	1'58.679	29.848	31.312	28.134	29.385	281.2
1	2'08.765	32.137	34.224	30.342	30.517		12	1'59.367	29.833	31.320	28.284	29.930	281.2
2	2'00.394	30.226	31.791	28.592	29.785	282.7	13	2'02.420 *	29.775	31.193	28.142*	33.310	284.9
3	1'58.964	29.806	31.531	28.291	29.336	283.4	13th 28 Izan GUEVARA						Inde GASGAS Aspar SPA
4	1'59.307	29.870	31.608	28.392	29.437	284.2		Runs=2	Total laps=12	Full laps=9	Valid laps=9		
5	2'03.885	29.834	34.064	30.199	29.788	279.0	1	2'25.980	30.013	33.344	29.222	30.238	
6	2'05.580 P	29.930	31.449	28.324	35.877	282.7	2	1'59.979	30.020	31.714	28.723	29.522	284.2
7	9'27.923	34.337	34.919	30.182	30.618		3	1'59.671	30.056	31.740	28.480	29.395	283.4
8	1'58.884	29.935	31.388	28.099	29.462	280.5	4	1'59.521	30.062	31.587	28.494	29.378	281.2
9	1'58.618	29.683	31.327	28.151	29.457	281.9	5	2'04.807	30.024	35.194	29.247	30.342	281.2
10	1'59.409	29.667	31.394	28.131	30.217	282.7	6	1'58.956	29.844	31.509	28.311	29.292	281.9
11	2'03.034	30.298	32.662	29.322	30.752	279.7	7	2'04.376 P	30.390	33.355	30.292	30.339	281.9
12	2'01.192	30.028	31.882	29.000	30.282	279.7	8	8'56.435	30.705	32.793	28.929	29.589	
10th 7 Barry BALTUS						Fieten Olie Racing GP BEL	9	2'01.233	29.979	31.488	29.738	30.028	281.9
		Runs=2	Total laps=12	Full laps=9	Valid laps=9		10	2'03.186	29.886	31.483	32.346	29.471	281.2
1	2'31.536	29.678	33.427	29.242	30.111		11	1'58.730	29.700	31.406	28.309	29.315	281.9
2	2'00.339	30.343	31.754	28.543	29.699	280.5	12	2'07.462	29.767	38.301	29.499	29.895	280.5
3	1'59.692	30.077	31.442	28.470	29.703	281.2	14th 40 Aron CANET						Pons Wegow Los40 SPA
4	1'59.837	30.126	31.579	28.352	29.780	281.2		Runs=3	Total laps=10	Full laps=5	Valid laps=5		
5	1'59.914	29.989	31.623	28.589	29.713	279.0	1	3'44.430	29.910	32.479	28.717	29.736	
6	2'02.780 P	30.029	31.450	28.365	32.936	279.7	2	2'00.161	30.198	31.648	28.395	29.920	277.6
7	9'23.558	29.641	33.253	31.011	35.273		3	1'59.966	30.276	31.524	28.519	29.647	276.2
8	1'59.121	29.929	31.415	28.309	29.468	279.7	4	2'05.091 P	30.206	31.601	28.203	35.081	274.8
9	1'59.106	29.816	31.426	28.312	29.552	281.9							

Fastest Lap: Fermín ALDEGUER Beta Tools SpeedUp SPA **1'57.895** 29.681 30.917 28.056 29.241

These data/results cannot be reproduced, stored and/or transmitted in whole or in part by any manner of electronic, mechanical, photocopying, recording, broadcasting or otherwise now known or herein after developed without the previous express consent by the copyright owner, except for reproduction in daily press and regular printed publications on sale to the public within 60 days of the event related to those data/results and always provided that copyright symbol appears together as follows below.
© DORNA, 2023

Official MotoGP Timing by TISSOT
www.motogp.com

Doha, Saturday, November 18, 2023

Page 2 of 5



Practice Nr. 3

Moto2

Lap	Lap Time	T1	T2	T3	T4	Speed	Lap	Lap Time	T1	T2	T3	T4	Speed
5	6'07.414	28.821	31.727	28.728	29.495		3	1'59.765	30.418	31.483	28.261	29.603	279.7
6	1'59.225	30.019	31.349	28.317	29.540	276.9	4	1'59.371	30.031	31.532	28.235	29.573	276.2
7	2'05.763 P	30.057	31.508	29.169	35.029	276.2	5	2'03.128	29.938	31.431	31.634	30.125	277.6
8	6'10.063	29.935	31.912	28.246	29.424		6	1'59.279	29.905	31.345	28.290	29.739	276.9
9	1'58.789	29.875	31.323	28.176	29.415	278.3	7	2'04.933 P	33.138	32.523	28.710	30.562	276.9
10	1'58.740	30.026	31.317	28.022	29.375	276.9	8	6'49.603	29.057	32.222	28.462	29.586	

15th 35 Somkiat CHANTRA IDEMITSU Honda Te THA
 Runs=2 Total laps=13 Full laps=10 Valid laps=10

1	2'51.396	31.193	34.116	29.842	30.034	
2	1'59.831	30.063	31.672	28.561	29.535	281.2
3	1'59.504	29.842	31.381	28.576	29.705	282.7
4	1'59.580	30.009	31.482	28.375	29.714	281.2
5	1'59.341	29.877	31.526	28.514	29.424	281.2
6	1'59.320	29.855	31.507	28.438	29.520	281.2
7	2'03.654 P	30.642	32.561	29.409	31.042	281.2
8	7'04.065	33.085	35.185	31.052	31.071	
9	1'59.336	30.246	31.392	28.369	29.329	284.2
10	2'01.629	30.359	33.311	28.508	29.451	287.2
11	1'58.772	29.732	31.258	28.267	29.515	283.4
12	1'59.909	29.679	31.432	29.025	29.773	283.4
13	1'59.327	29.896	31.472	28.483	29.476	279.7

16th 11 Sergio GARCIA Pons Wegow Los40 SPA
 Runs=2 Total laps=11 Full laps=8 Valid laps=8

1	2'33.600	29.574	32.926	29.290	38.846	
2	2'00.525	30.325	31.763	28.674	29.763	285.7
3	2'00.689	29.983	31.574	28.757	30.375	285.7
4	2'00.451	30.086	31.731	28.669	29.965	279.7
5	2'04.289	30.011	31.693	28.986	33.599	281.9
6	2'04.060 P	30.361	32.860	29.541	31.298	277.6
7	11'12.078	30.489	31.932	35.622	32.600	
8	2'00.479	30.390	31.727	28.424	29.938	281.9
9	1'59.431	29.851	31.432	28.284	29.864	284.2
10	2'01.831	29.912	31.252	30.406	30.261	278.3
11	1'58.778	29.843	31.245	28.311	29.379	284.2

17th 52 Jeremy ALCOBA QJMOTOR Gresini M SPA
 Runs=2 Total laps=12 Full laps=9 Valid laps=9

1	2'24.979	30.054	33.586	29.586	30.773	
2	2'01.594	30.542	31.911	28.719	30.422	277.6
3	2'00.058	30.127	31.591	28.478	29.862	280.5
4	2'00.072	30.257	31.617	28.447	29.751	279.0
5	1'59.556	29.960	31.428	28.433	29.735	278.3
6	1'59.453	30.060	31.359	28.362	29.672	278.3
7	2'04.559 P	30.008	34.744	29.032	30.775	276.2
8	8'47.135	29.210	32.249	28.662	29.746	
9	1'58.809	29.927	31.197	28.219	29.466	279.0
10	2'00.568	29.732	31.369	29.070	30.397	281.2
11	1'59.133	29.833	31.208	28.276	29.816	281.9
12	1'59.027	29.686	31.394	28.298	29.649	281.9

18th 22 Sam LOWES Elf Marc VDS Racing GBR
 Runs=2 Total laps=13 Full laps=10 Valid laps=10

1	3'00.671	31.618	34.116	30.386	30.550	
2	1'59.732	30.279	31.472	28.349	29.632	279.7

19th 75 Albert ARENAS Red Bull KTM Ajo SPA
 Runs=2 Total laps=11 Full laps=8 Valid laps=7

1	2'29.687	31.442	33.315	29.262	30.643	
2	2'00.758	30.294	31.813	28.810	29.841	280.5
3	2'00.306	30.130	31.565	28.646	29.965	280.5
4	2'03.792	33.745	31.668	28.609	29.770	279.7
5	1'59.331	29.837	31.438	28.370	29.686	280.5
6	1'59.926 P	29.856	31.381	28.368	30.321	281.2
7	10'01.646	30.288	32.619	29.604	34.169	
8	1'59.789	30.109	31.540	28.490	29.650	280.5
9	1'58.907	29.806	31.473	28.250	29.378	284.9
10	1'59.084	29.834	31.216	28.400	29.634	280.5
11	1'58.614 *	29.703	31.301	28.213*	29.397	278.3

20th 33 Rory SKINNER OnlyFans American R GBR
 Runs=2 Total laps=13 Full laps=10 Valid laps=9

1	2'14.865	30.803	33.277	29.142	30.365	
2	2'00.879	30.376	31.850	28.721	29.932	281.9
3	2'00.632	30.276	31.877	28.628	29.851	281.2
4	2'04.600	30.333	31.591	28.513	34.163	276.2
5	2'00.444	30.556	31.748	28.531	29.609	273.4
6	2'06.115	30.311	31.563	28.471	35.770	277.6
7	2'00.041	30.041	31.883	28.498	29.619	279.0
8	2'03.039 P	31.333	32.084	28.772	30.850	278.3
9	6'05.094	30.707	32.528	29.468	34.286	
10	1'59.725	30.098	31.527	28.417	29.683	283.4
11	1'59.021	29.947	31.450	28.242	29.382	284.9
12	1'59.752	29.969	31.263	28.601	29.919	281.9
13	1'59.226 *	29.924	31.325	28.337*	29.640	279.0

21st 71 Dennis FOGGIA Italtrans Racing Team ITA
 Runs=2 Total laps=10 Full laps=7 Valid laps=7

1	2'16.112	29.257	32.979	29.255	31.038	
2	2'00.361	30.267	31.690	28.744	29.660	283.4
3	2'00.296	30.063	31.808	28.617	29.808	285.7
4	2'02.851	30.004	34.589	28.625	29.633	282.7
5	2'03.078	30.010	31.694	30.875	30.499	280.5
6	1'59.496	29.929	31.507	28.431	29.629	281.2
7	1'59.708	29.892	31.483	28.641	29.692	280.5
8	1'59.150	29.875	31.429	28.304	29.542	280.5
9	2'01.459 P	29.873	31.541	29.174	30.871	281.2
10	4'54.641	29.530	32.174	28.468	30.012	

Fastest Lap: Fermín ALDEGUER Beta Tools SpeedUp SPA 1'57.895 29.681 30.917 28.056 29.241

These data/results cannot be reproduced, stored and/or transmitted in whole or in part by any manner of electronic, mechanical, photocopying, recording, broadcasting or otherwise now known or herein after developed without the previous express consent by the copyright owner, except for reproduction in daily press and regular printed publications on sale to the public within 60 days of the event related to those data/results and always provided that copyright symbol appears together as follows below.
 © DORNA, 2023

Practice Nr. 3

Moto2

Lap	Lap Time	T1	T2	T3	T4	Speed	Lap	Lap Time	T1	T2	T3	T4	Speed	
22nd	21	Alonso LOPEZ					Beta Tools SpeedUp SPA	11	5'09.767	31.524	33.243	29.098	30.394	
		Runs=2	Total laps=12	Full laps=9	Valid laps=9		12	2'05.153	30.208	34.364	29.216	31.365	275.5	
							13	2'07.273 *	29.870	31.493	32.293*	33.617	281.2	
1	2'08.900	28.966	33.151	28.884	30.319									
2	1'59.631	30.018	31.495	28.415	29.703	287.2								
3	1'59.410	29.926	31.364	28.387	29.733	284.9								
4	2'01.181	29.915	31.512	29.383	30.371	281.9								
5	2'02.557	30.579	32.247	29.128	30.603	281.2								
6	2'02.172	31.363	32.286	28.671	29.852	284.9								
7	2'00.465	29.812	31.428	28.575	30.650	281.2								
8	2'05.319 P	29.994	31.551	29.169	34.605	280.5								
9	8'52.131	34.720	32.020	28.869	36.222									
10	2'04.666	29.929	35.368	28.842	30.527	279.0								
11	1'59.187	29.741	31.343	28.424	29.679	284.9								
12	2'00.267	29.654	31.609	28.772	30.232	282.7								
23rd	4	Sean Dylan KELLY					Forward Team USA							
		Runs=2	Total laps=12	Full laps=9	Valid laps=9									
1	2'09.765	28.777	33.155	29.220	30.438									
2	2'00.454	30.300	31.772	28.609	29.773	281.9								
3	2'00.393	30.272	31.703	28.588	29.830	279.7								
4	2'01.001	30.249	31.903	28.891	29.958	276.2								
5	2'00.521	30.256	31.837	28.707	29.721	277.6								
6	2'00.149	30.178	31.723	28.484	29.764	277.6								
7	2'07.227 P	30.252	35.094	30.597	31.284	274.8								
8	8'58.612	28.282	32.238	28.714	29.915									
9	1'59.225	30.015	31.369	28.360	29.481	280.5								
10	2'00.190	29.976	31.396	28.691	30.127	279.7								
11	1'59.460	30.002	31.364	28.502	29.592	277.6								
12	2'14.870	30.115	40.523	32.104	32.128	276.9								
24th	13	Celestino VIETTI					Fantic Racing ITA							
		Runs=2	Total laps=10	Full laps=7	Valid laps=7									
1	2'27.016	30.226	37.061	29.308	30.378									
2	2'08.144	30.222	31.722	35.494	30.706	281.9								
3	2'00.309	30.026	31.683	28.569	30.031	283.4								
4	2'00.254	30.013	31.679	28.695	29.867	284.2								
5	2'08.231 P	31.810	33.895	30.604	31.922	282.7								
6	9'27.765	30.782	32.430	28.873	29.869									
7	1'59.475	30.124	31.376	28.388	29.587	278.3								
8	1'59.301	29.953	31.342	28.412	29.594	279.7								
9	1'59.272	29.794	31.257	28.367	29.854	280.5								
10	2'02.669	31.492	33.220	28.410	29.547	279.0								
	unfinished	29.760	31.164			279.7								
25th	12	Filip SALAC					QJMOTOR Gresini M CZE							
		Runs=2	Total laps=13	Full laps=10	Valid laps=9									
1	2'52.038	33.410	33.514	29.392	32.837									
2	2'00.451	30.147	31.972	28.621	29.711	279.7								
3	2'00.149	30.121	31.709	28.556	29.763	279.0								
4	1'59.679	30.045	31.548	28.464	29.622	276.9								
5	1'59.400	30.007	31.511	28.373	29.509	278.3								
6	2'11.634	34.702	34.251	32.733	29.948	277.6								
7	1'59.468	29.996	31.407	28.383	29.682	279.7								
8	2'08.042	33.790	34.186	29.531	30.535	278.3								
9	1'59.301	29.920	31.461	28.297	29.623	277.6								
10	2'05.930 P	30.198	33.524	29.879	32.329	277.6								
26th	64	Bo BENDSNEYDER					Pertamina Mandalika NED							
		Runs=2	Total laps=12	Full laps=9	Valid laps=9									
1	2'12.791	30.195	33.127	29.220	30.238									
2	2'01.610	30.465	32.087	28.925	30.133	279.0								
3	2'05.078	30.292	34.673	30.229	29.884	278.3								
4	2'00.578	30.445	31.786	28.566	29.781	278.3								
5	2'03.326 P	30.139	31.654	28.653	32.880	278.3								
6	9'01.416	30.362	32.060	28.806	30.204									
7	1'59.882	30.172	31.518	28.509	29.683	273.4								
8	2'05.582	33.961	32.829	28.934	29.858	274.1								
9	2'01.084	29.900	31.392	29.979	29.813	279.0								
10	1'59.390	29.875	31.433	28.491	29.591	279.0								
11	2'03.150	32.283	32.507	28.642	29.718	274.1								
12	1'59.570	29.955	31.461	28.530	29.624	276.2								
27th	15	Darryn BINDER					Liqui Moly Husqvarna RSA							
		Runs=2	Total laps=11	Full laps=8	Valid laps=7									
1	2'10.872	28.849	33.000	29.012	30.121									
2	2'00.111	30.212	31.670	28.568	29.661	284.2								
3	1'59.690	29.909	31.716	28.410	29.655	284.2								
4	2'00.376	30.029	31.912	28.642	29.793	282.7								
5	2'26.215	40.319	37.416	34.540	33.940	281.2								
6	2'05.026 P	30.998	32.928	29.363	31.737	281.9								
7	9'52.597	47.330	34.561	33.668	31.896									
8	2'00.230	30.271	31.675	28.502	29.782	281.9								
9	2'00.808	30.903	31.898	28.369	29.638	283.4								
10	1'59.669	29.926	31.479	28.376	29.888	284.2								
11	1'59.538 *	30.071	31.491	28.301*	29.675	283.4								
28th	9	Mattia CASADEI					Fantic Racing ITA							
		Runs=2	Total laps=12	Full laps=9	Valid laps=9									
1	2'18.796	30.063	33.403	29.059	30.199									
2	2'00.959	30.119	31.812	29.059	29.969	282.7								
3	2'01.159	30.830	31.810	28.722	29.797	283.4								
4	2'00.474	30.331	31.758	28.597	29.788	280.5								
5	2'06.277 P	30.183	34.937	29.122	32.035	279.7								
6	8'33.254	30.247	32.497	29.084	30.010									
7	2'00.781	30.417	31.710	28.569	30.085	276.2								
8	2'00.696	30.454	31.652	28.660	29.930	276.2								
9	2'00.848	30.198	31.585	28.463	30.602	280.5								
10	2'14.992	30.078	38.056	36.823	30.035	281.2								
11	2'00.142	30.092	31.602	28.651	29.797	280.5								
12	1'59.999	29.975	31.577	28.631	29.816	279.7								
29th	23	Taiga HADA					Pertamina Mandalika JPN							
		Runs=2	Total laps=11	Full laps=8	Valid laps=7									
1	2'18.186	30.191	34.019	29.905	30.201									
2	2'01.064	30.330	32.082	28.728	29.924	281.9								
3	2'00.336	30.252	31.893	28.622	29.569	281.9								
4	2'00.794	30.494	31.957	28.560	29.783	283.4								
5	2'00.206	30.121	31.714	28.506	29.865	279.0								
6	2'07.843 P	31.124	33.701	29.436	33.582	277.6								

Fastest Lap: Fermín ALDEGUER Beta Tools SpeedUp SPA **1'57.895** 29.681 30.917 28.056 29.241

These data/results cannot be reproduced, stored and/or transmitted in whole or in part by any manner of electronic, mechanical, photocopying, recording, broadcasting or otherwise now known or herein after developed without the previous express consent by the copyright owner, except for reproduction in daily press and regular printed publications on sale to the public within 60 days of the event related to those data/results and always provided that copyright symbol appears together as follows below.
© DORNA, 2023

Practice Nr. 3

Moto2

Lap	Lap Time	T1	T2	T3	T4	Speed	Lap	Lap Time	T1	T2	T3	T4	Speed
7	9'51.001	37.390	35.965	29.585	30.272								
8	2'01.892	30.565	32.314	28.910	30.103	276.2							
9	2'11.280	31.935	35.862	30.210	33.273	275.5							
10	2'01.694	30.284	32.117	29.499	29.794	279.7							
11	2'00.423 *	30.172	31.840	28.561*	29.850	277.6							

30th **5** **Kohta NOZANE** Correos Prepago Yam JPN
 Runs=2 Total laps=12 Full laps=9 Valid laps=8

1	2'09.013	31.314	33.014	29.100	30.097								
2	2'17.809	30.337	39.823	32.975	34.674	282.7							
3	2'00.645	30.232	31.709	28.674	30.030	278.3							
4	2'01.267	30.540	31.706	28.927	30.094	275.5							
5	2'09.339	31.203	33.393	31.672	33.071	272.7							
6	2'05.837	30.702	32.550	29.384	33.201	274.8							
7	2'02.223	30.888	31.917	29.174	30.244	270.0							
8	2'07.643 P	30.961	33.360	30.145	33.177	272.0							
9	7'43.670	33.404	34.712	29.853	33.894								
10	2'21.554	31.434	44.685	32.673	32.762	273.4							
11	2'00.294	30.276	31.489	28.707	29.822	277.6							
12	2'01.019 *	30.489	31.568	28.847*	30.115	273.4							

Fastest Lap: Fermín ALDEGUER Beta Tools SpeedUp SPA **1'57.895** 29.681 30.917 28.056 29.241

These data/results cannot be reproduced, stored and/or transmitted in whole or in part by any manner of electronic, mechanical, photocopying, recording, broadcasting or otherwise now known or herein after developed without the previous express consent by the copyright owner, except for reproduction in daily press and regular printed publications on sale to the public within 60 days of the event related to those data/results and always provided that copyright symbol appears together as follows below.
 © DORNA, 2023

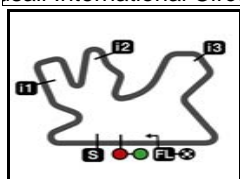
Official MotoGP Timing by TISSOT
 www.motogp.com

Doha, Saturday, November 18, 2023

Page 5 of 5

moto2





5380 m.

QATAR AIRWAYS GRAND PRIX OF QATAR

Practice Nr. 3

Best Partial Times

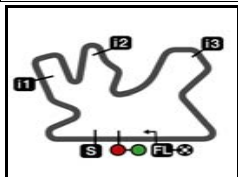
Moto2™

IT Ideal Lap Time, sum of the best partial times

BT Best Lap Time

T1		T2		T3		T4				IT		BT	
Pos	Rider	Time	Rider	Time	Rider	Time	Rider	Time	Pos	Rider	IT	BT	
1	J.ROBERTS	29.640	F.ALDEGUER	30.917	J.ROBERTS	28.001	A.OGURA	29.196	1	F.ALDEGUER	1'57.856	1'57.895	(1)
2	F.ALDEGUER	29.642	M.GONZALEZ	31.071	S.LOWES	28.019	L.TULOVIC	29.220	2	J.ROBERTS	1'58.040	1'58.087	(2)
3	A.LOPEZ	29.654	J.ROBERTS	31.089	A.CANET	28.022	J.DIXON	29.221	3	M.GONZALEZ	1'58.099	1'58.263	(4)
4	A.ESCRIG	29.667	A.OGURA	31.110	M.GONZALEZ	28.034	F.ALDEGUER	29.241	4	J.DIXON	1'58.124	1'58.203	(3)
5	J.DIXON	29.672	J.DIXON	31.137	F.ALDEGUER	28.056	M.GONZALEZ	29.285	5	A.OGURA	1'58.304	1'58.375	(6)
6	S.CHANTRA	29.679	Z.VD GOORBER	31.163	J.DIXON	28.094	I.GUEVARA	29.292	6	L.TULOVIC	1'58.373	1'58.373	(5)
7	J.ALCOBA	29.686	C.VIETTI	31.164	A.ESCRIG	28.099	J.ROBERTS	29.310	7	P.ACOSTA	1'58.424	1'58.544	(8)
8	I.GUEVARA	29.700	P.ACOSTA	31.164	P.ACOSTA	28.106	S.CHANTRA	29.329	8	A.ESCRIG	1'58.429	1'58.618	(9)
9	A.ARENAS	29.703	B.BALTUS	31.185	B.BALTUS	28.108	A.ESCRIG	29.336	9	Z.VD GOORBE	1'58.472	1'58.509	(7)
10	P.ACOSTA	29.705	M.RAMIREZ	31.193	L.TULOVIC	28.119	Z.VD GOORBER	29.356	10	M.RAMIREZ	1'58.487	1'58.679	(12)
11	M.GONZALEZ	29.709	J.ALCOBA	31.197	Z.VD GOORBER	28.131	S.LOWES	29.370	11	B.BALTUS	1'58.509	1'58.658	(10)
12	A.OGURA	29.724	L.TULOVIC	31.213	T.ARBOLINO	28.134	A.CANET	29.375	11	S.LOWES	1'58.509	1'58.882	(18)
13	C.VIETTI	29.760	A.ARENAS	31.216	M.RAMIREZ	28.134	A.ARENAS	29.378	13	S.CHANTRA	1'58.533	1'58.772	(15)
14	M.RAMIREZ	29.775	T.ARBOLINO	31.231	J.ALCOBA	28.219	S.GARCIA	29.379	14	A.ARENAS	1'58.547	1'58.907	(19)
15	T.ARBOLINO	29.784	S.GARCIA	31.245	R.SKINNER	28.242	R.SKINNER	29.382	15	J.ALCOBA	1'58.568	1'58.809	(17)
16	B.BALTUS	29.816	S.CHANTRA	31.258	A.ARENAS	28.250	M.RAMIREZ	29.385	16	A.CANET	1'58.589	1'58.740	(14)
17	L.TULOVIC	29.821	R.SKINNER	31.263	S.CHANTRA	28.267	B.BALTUS	29.400	17	T.ARBOLINO	1'58.622	1'58.661	(11)
18	Z.VD GOORBER	29.822	S.LOWES	31.289	A.OGURA	28.274	P.ACOSTA	29.449	18	I.GUEVARA	1'58.707	1'58.730	(13)
19	S.LOWES	29.831	A.CANET	31.317	S.GARCIA	28.284	J.ALCOBA	29.466	19	S.GARCIA	1'58.751	1'58.778	(16)
20	S.GARCIA	29.843	A.ESCRIG	31.327	F.SALAC	28.297	T.ARBOLINO	29.473	20	R.SKINNER	1'58.811	1'59.021	(20)
21	F.SALAC	29.870	A.LOPEZ	31.343	D.FOGGIA	28.304	S.KELLY	29.481	21	C.VIETTI	1'58.838	1'59.272	(24)
22	D.FOGGIA	29.873	S.KELLY	31.364	I.GUEVARA	28.309	F.SALAC	29.509	22	A.LOPEZ	1'59.063	1'59.187	(22)
23	A.CANET	29.875	B.BENDSNEYDE	31.392	S.KELLY	28.360	D.FOGGIA	29.542	23	F.SALAC	1'59.083	1'59.301	(25)
24	B.BENDSNEYDE	29.875	I.GUEVARA	31.406	C.VIETTI	28.367	C.VIETTI	29.547	24	D.FOGGIA	1'59.148	1'59.150	(21)

These data/results cannot be reproduced, stored and/or transmitted in whole or in part by any manner of electronic, mechanical, photocopying, recording, broadcasting or otherwise now known or herein after developed without the previous express consent by the copyright owner, except for reproduction in daily press and regular printed publications on sale to the public within 60 days of the event related to those data/results and always provided that copyright symbol appears together as follows below.
© DORNA, 2023



5380 m.

QATAR AIRWAYS GRAND PRIX OF QATAR

Practice Nr. 3

Best Partial Times

Moto2™

IT Ideal Lap Time, sum of the best partial times

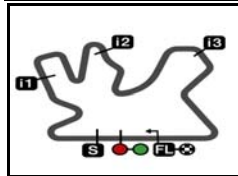
BT Best Lap Time

T1		T2		T3		T4				<i>IT</i>	<i>BT</i>	
<i>Pos</i>	<i>Rider</i>	<i>Time</i>	<i>Rider</i>	<i>Time</i>	<i>Rider</i>	<i>Time</i>	<i>Rider</i>	<i>Time</i>	<i>Pos</i>	<i>Rider</i>		
25	D.BINDER	29.909	F.SALAC	31.407	D.BINDER	28.369	T.HADA	29.569	25	S.KELLY	1'59.181	1'59.225 (23)
26	R.SKINNER	29.924	D.FOGGIA	31.429	A.LOPEZ	28.387	B.BENDSNEYDE	29.591	26	B.BENDSNEY	1'59.349	1'59.390 (26)
27	M.CASADEI	29.975	D.BINDER	31.479	M.CASADEI	28.463	D.BINDER	29.638	27	D.BINDER	1'59.395	1'59.669 (27)
28	S.KELLY	29.976	K.NOZANE	31.489	B.BENDSNEYDE	28.491	A.LOPEZ	29.679	28	M.CASADEI	1'59.803	1'59.999 (28)
29	T.HADA	30.121	M.CASADEI	31.577	T.HADA	28.506	M.CASADEI	29.788	29	T.HADA	1'59.910	2'00.206 (29)
30	K.NOZANE	30.232	T.HADA	31.714	K.NOZANE	28.674	K.NOZANE	29.822	30	K.NOZANE	2'00.217	2'00.294 (30)

These data/results cannot be reproduced, stored and/or transmitted in whole or in part by any manner of electronic, mechanical, photocopying, recording, broadcasting or otherwise now known or herein after developed without the previous express consent by the copyright owner, except for reproduction in daily press and regular printed publications on sale to the public within 60 days of the event related to those data/results and always provided that copyright symbol appears together as follows below.
© DORNA, 2023

Official MotoGP Timing by **TISSOT**
www.motogp.com





5380 m.

QATAR AIRWAYS GRAND PRIX OF QATAR

Practice Nr. 3

Fastest Laps Sequence

<i>Practice Time</i>	 <i>Rider</i>	<i>Nation</i>	<i>Motorcycle</i>	<i>Time</i>	<i>Km/h</i>	<i>Rider's Lap</i>
4'08.264	54 Fermín ALDEGUER	SPA	BOSCOSCURO	1'59.975	161.4	2
4'08.531	21 Alonso LOPEZ	SPA	BOSCOSCURO	1'59.631	161.8	2
4'33.070	96 Jake DIXON	GBR	KALEX	1'59.427	162.1	2
4'55.757	18 Manuel GONZALEZ	SPA	KALEX	1'58.982	162.7	2
6'08.123	17 Alex ESCRIG	SPA	FORWARD	1'58.964	162.8	3
6'31.874	96 Jake DIXON	GBR	KALEX	1'58.804	163.0	3
6'54.402	18 Manuel GONZALEZ	SPA	KALEX	1'58.645	163.2	3
8'05.909	54 Fermín ALDEGUER	SPA	BOSCOSCURO	1'58.406	163.5	4
12'09.256	54 Fermín ALDEGUER	SPA	BOSCOSCURO	1'58.360	163.6	6
15'00.426	18 Manuel GONZALEZ	SPA	KALEX	1'58.339	163.6	7
27'39.965	16 Joe ROBERTS	USA	KALEX	1'58.304	163.7	11
29'13.032	54 Fermín ALDEGUER	SPA	BOSCOSCURO	1'57.895	164.2	11

These data/results cannot be reproduced, stored and/or transmitted in whole or in part by any manner of electronic, mechanical, photocopying, recording, broadcasting or otherwise now known or herein after developed without the previous express consent by the copyright owner, except for reproduction in daily press and regular printed publications on sale to the public within 60 days of the event related to those data/results and always provided that copyright symbol appears together as follows below.

© DORNA, 2023

Official MotoGP Timing by TISSOT
www.motogp.com

Doha, Saturday, November 18, 2023

