

5380 m.

QATAR AIRWAYS GRAND PRIX OF QATAR

Practice Nr. 1

Classification

3

		Rider	Nation	Team	Motorcycle	Time	Lap Total	Gap	Top Speed
1	53	Deniz ÖNCÜ	TUR	Red Bull KTM Ajo	KTM	2'09.404	13 14		232.7
2	5	Jaume MASIA	SPA	Leopard Racing	HONDA	2'09.817	10 12	0.413 0.413	234.2
3	10	Diogo MOREIRA	BRA	MT Helmets - MSI	KTM	2'10.227	11 12	0.823 0.410	238.9
4	27	Kaito TOBA	JPN	SIC58 Squadra Corse	HONDA	2'10.561	10 12	1.157 0.334	237.3
5	63	Syarifuddin AZMAN	MAL	MT Helmets - MSI	KTM	2'10.751	13 14	1.347 0.190	236.8
6	18	Matteo BERTELLE	ITA	Rivacold Snipers Team	HONDA	2'10.756	14 15	1.352 0.005	233.2
7	70	Joshua WHATLEY	GBR	VisionTrack Racing Team	HONDA	2'10.891	12 13	1.487 0.135	233.2
8	80	David ALONSO	COL	Gaviota GASGAS Aspar Team	GASGAS	2'10.971	13 14	1.567 0.080	237.8
9	43	Xavier ARTIGAS	SPA	CFMOTO Racing PruestelGP	CFMOTO	2'11.000	14 14	1.596 0.029	235.2
10	55	Romano FENATI	ITA	Rivacold Snipers Team	HONDA	2'11.046	14 15	1.642 0.046	234.2
11	7	Filippo FARIOLI	ITA	Red Bull KTM Tech3	KTM	2'11.047	13 13	1.643 0.001	238.4
12	31	Adrian FERNANDEZ	SPA	Leopard Racing	HONDA	2'11.257	14 14	1.853 0.210	234.7
13	96	Daniel HOLGADO	SPA	Red Bull KTM Tech3	KTM	2'11.293	10 13	1.889 0.036	236.8
14	6	Ryusei YAMANAKA	JPN	Gaviota GASGAS Aspar Team	GASGAS	2'11.423	11 13	2.019 0.130	231.2
15	21	Vicente PEREZ	SPA	BOE Motorsports	KTM	2'11.483	10 12	2.079 0.060	227.8
16	99	José Antonio RUEDA	SPA	Red Bull KTM Ajo	KTM	2'11.775	12 13	2.371 0.292	235.2
17	54	Riccardo ROSSI	ITA	SIC58 Squadra Corse	HONDA	2'11.901	13 13	2.497 0.126	237.8
18	66	Joel KELSO	AUS	CFMOTO Racing PruestelGP	CFMOTO	2'11.987	14 14	2.583 0.086	236.3
19	48	Ivan ORTOLÁ	SPA	Angeluss MTA Team	KTM	2'12.237	5 13	2.833 0.250	229.7
20	38	David SALVADOR	SPA	CIP Green Power	KTM	2'12.247	11 13	2.843 0.010	237.3
21	82	Stefano NEPA	ITA	Angeluss MTA Team	KTM	2'12.290	13 13	2.886 0.043	239.4
22	19	Scott OGDEN	GBR	VisionTrack Racing Team	HONDA	2'12.308	14 14	2.904 0.018	235.2
23	44	David MUÑOZ	SPA	BOE Motorsports	KTM	2'12.468	12 12	3.064 0.160	239.4
24	72	Taiyo FURUSATO	JPN	Honda Team Asia	HONDA	2'12.620	12 12	3.216 0.152	236.3
25	64	Mario AJI	INA	Honda Team Asia	HONDA	2'12.774	12 13	3.370 0.154	232.2
26	71	Ayumu SASAKI	JPN	Liqui Moly Husqvarna Intact GP	HUSQVARNA	2'12.815	4 10	3.411 0.041	233.2
27	95	Collin VEIJER	NED	Liqui Moly Husqvarna Intact GP	HUSQVARNA	2'12.848	13 13	3.444 0.033	233.2
28	20	Lorenzo FELLON	FRA	CIP Green Power	KTM	2'14.285	12 12	4.881 1.437	233.7

Practice condition: **Dry**

Air: **28°**

Humidity: **56%**

Ground: **44°**

Fastest Lap:	Lap: 13	Deniz ÖNCÜ	2'09.404	149.6 Km/h
Best Race Lap:	2019	Romano FENATI	2'05.403	154.4 Km/h
All Time Lap Record:	2021	Darryn BINDER	2'04.075	156.0 Km/h

The results are provisional until the end of the limit for protest and appeals.

Time limit for protest expires 60' after publication of the results - Time:

These data/results cannot be reproduced, stored and/or transmitted in whole or in part by any manner of electronic, mechanical, photocopying, recording, broadcasting or otherwise now known or herein after developed without the previous express consent by the copyright owner, except for reproduction in daily press and regular printed publications on sale to the public within 60 days of the event related to those data/results and always provided that copyright symbol appears together as follows below.

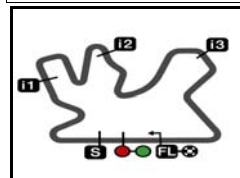
© DORNA, 2023

Official MotoGP Timing by TISSOT

www.motogp.com

Doha, Friday, November 17, 2023





5380 m.

QATAR AIRWAYS GRAND PRIX OF QATAR

Practice Nr. 1

Top Speed & Average

4



Rider	Nation	Motorcycle	Top 5 speeds					Average	Top
44 David MUÑOZ	SPA	KTM	239.4	238.9	237.8	237.3	237.3	238.0	239.4
82 Stefano NEPA	ITA	KTM	239.4	232.2	231.7	228.8	228.8	232.2	239.4
10 Diogo MOREIRA	BRA	KTM	238.9	237.3	231.2	230.7	229.7	233.6	238.9
7 Filippo FARIOLI	ITA	KTM	238.4	235.8	234.7	234.2	234.2	235.5	238.4
54 Riccardo ROSSI	ITA	HONDA	237.8	235.8	235.8	235.2	234.2	235.8	237.8
80 David ALONSO	COL	GASGAS	237.8	232.7	232.2	230.2	228.8	232.3	237.8
27 Kaito TOBA	JPN	HONDA	237.3	235.8	233.7	232.2	229.7	233.1	237.3
38 David SALVADOR	SPA	KTM	237.3	236.3	235.2	234.7	231.2	234.9	237.3
63 Syarifuddin AZMAN	MAL	KTM	236.8	235.2	232.7	231.2	229.7	233.1	236.8
96 Daniel HOLGADO	SPA	KTM	236.8	236.3	235.8	235.2	234.7	235.6	236.8
66 Joel KELSO	AUS	CFMOTO	236.3	230.7	230.7	230.2	229.7	231.0	236.3
72 Taiyo FURUSATO	JPN	HONDA	236.3	235.2	234.2	233.2	232.2	234.2	236.3
19 Scott OGDEN	GBR	HONDA	235.2	235.2	235.2	234.2	232.7	234.5	235.2
43 Xavier ARTIGAS	SPA	CFMOTO	235.2	234.2	231.7	230.7	230.7	232.5	235.2
99 José Antonio RUEDA	SPA	KTM	235.2	234.2	233.7	233.7	233.2	234.0	235.2
31 Adrian FERNANDEZ	SPA	HONDA	234.7	233.2	232.2	231.7	230.7	232.5	234.7
5 Jaume MASIA	SPA	HONDA	234.2	232.7	232.2	232.2	231.2	232.3	234.2
55 Romano FENATI	ITA	HONDA	234.2	234.2	231.7	231.2	230.7	232.1	234.2
20 Lorenzo FELLON	FRA	KTM	233.7	232.7	228.8	227.3	226.8	229.9	233.7
18 Matteo BERTELLE	ITA	HONDA	233.2	233.2	232.7	232.2	231.7	232.6	233.2
70 Joshua WHATLEY	GBR	HONDA	233.2	232.7	230.2	230.2	228.8	230.7	233.2
71 Ayumu SASAKI	JPN	HUSQVARNA	233.2	232.7	232.7	232.2	231.2	232.2	233.2
95 Collin VEIJER	NED	HUSQVARNA	233.2	231.7	231.2	229.2	229.2	230.9	233.2
53 Deniz ÖNCÜ	TUR	KTM	232.7	232.2	232.2	232.2	232.2	232.3	232.7
64 Mario AJI	INA	HONDA	232.2	230.7	230.2	228.8	228.3	229.8	232.2
6 Ryusei YAMANAKA	JPN	GASGAS	231.2	231.2	228.3	228.3	228.3	229.5	231.2
48 Ivan ORTOLÁ	SPA	KTM	229.7	228.8	228.3	228.3	227.8	228.6	229.7
21 Vicente PEREZ	SPA	KTM	227.8	226.4	225.4	225.4	225.0	225.6	227.8

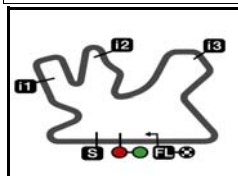
These data/results cannot be reproduced, stored and/or transmitted in whole or in part by any manner of electronic, mechanical, photocopying, recording, broadcasting or otherwise now known or herein after developed without the previous express consent by the copyright owner, except for reproduction in daily press and regular printed publications on sale to the public within 60 days of the event related to those data/results and always provided that copyright symbol appears together as follows below.

© DORNA, 2023

Official MotoGP Timing by TISSOT
www.motogp.com



Doha, Friday, November 17, 2023



5380 m.

QATAR AIRWAYS GRAND PRIX OF QATAR

Practice Nr. 1

Chronological Analysis of Performances

5

* Lap / Sector time cancelled **T1** Time from finish line to 1st intermediate **T3** Time from 2nd intermed. to 3rd intermed.
P Crossing the finish line in pit lane **T2** Time from 1st intermed. to 2nd intermed. **T4** Time from 3rd intermediate to finish line

Lap	Lap Time	T1	T2	T3	T4	Speed	Lap	Lap Time	T1	T2	T3	T4	Speed
1st 53 Deniz ÖNCÜ Red Bull KTM Ajo TUR Runs=2 Total laps=14 Full laps=11 Valid laps=10							4th 27 Kaito TOBA SIC58 Squadra Corse JPN Runs=2 Total laps=12 Full laps=8 Valid laps=8						
1	3'50.874	32.044	37.091	32.628	34.014		1	3'03.521	34.456	37.456	32.386	34.062	
2	2'13.554 *	34.319	34.839*	31.467*	32.929	232.2	2	2'14.364	34.318	35.022	31.667	33.357	233.7
3	2'12.474	33.880	34.551	31.199	32.844	232.2	3	2'12.792	34.033	34.634	31.093	33.032	229.7
4	2'12.459	33.728	34.696	31.059	32.976	232.2	4	2'12.299	34.084	34.496	30.826	32.893	232.2
5	2'11.300	33.717	34.128	30.795	32.660	231.7	5	2'11.796	33.635	34.481	30.916	32.764	235.8
6	2'11.048	33.739	33.929	30.583	32.797	232.2	6	2'12.673	33.887	34.597	31.132	33.057	237.3
7	2'14.200	33.570	34.111	32.833	33.686	231.7	7	2'18.437 P	34.155	35.039	31.312	37.931	229.7
8	2'10.732 P	33.653	33.907	30.722	32.450	231.7	8	11'02.088	38.482	38.616	32.696	35.579	
9	6'53.851	31.040	34.249	31.435	32.616		9	2'10.699	33.857	34.014	30.458	32.370	228.8
10	2'10.626	33.572	33.994	30.741	32.319	230.2	10	2'10.561	33.519	34.144	30.564	32.334	229.2
11	2'10.011	33.557	33.870	30.468	32.116	232.7	11	2'10.696	33.471	33.900	30.648	32.677	228.3
12	2'13.437	36.396	34.153	30.578	32.310	231.7	12	2'13.349 P	33.902	34.277	31.089	34.081	225.0
13	2'09.404	33.385	33.697	30.362	31.960	231.7							
14	2'09.703	33.278	33.797	30.548	32.080	232.2							
2nd 5 Jaume MASIA Leopard Racing SPA Runs=2 Total laps=12 Full laps=9 Valid laps=8							5th 63 Syarifuddin AZMAN MT Helmets - MSI MAL Runs=2 Total laps=14 Full laps=11 Valid laps=10						
1	3'44.981	32.750	35.811	31.555	33.546		1	2'31.503	32.531	35.599	32.120	33.711	
2	2'14.364 *	34.171	35.207*	31.540*	33.446	234.2	2	2'14.522	34.212	35.580	31.548	33.182	228.8
3	2'13.873	34.290	34.918	31.451	33.214	231.2	3	2'13.308 *	34.235	34.952*	31.091*	33.030	229.7
4	2'12.346	33.942	34.403	31.151	32.850	230.7	4	2'14.221	34.305	35.007	31.506	33.403	225.9
5	2'11.763	33.713	34.512	30.805	32.733	232.2	5	2'14.376	34.104	34.863	31.631	33.778	228.8
6	2'16.831 P	33.580	34.109	31.011	38.131	230.7	6	2'14.302	34.076	34.668	31.721	33.837	229.2
7	10'22.449	34.041	35.142	31.008	32.978		7	2'15.505	34.314	34.810	31.870	34.511	227.3
8	2'10.847	33.614	33.954	30.679	32.600	230.7	8	2'12.620	34.063	34.421	31.218	32.918	227.8
9	2'10.426	33.434	34.049	30.555	32.388	231.2	9	2'14.489 P	33.920	34.728	31.648	34.193	232.7
10	2'09.817	33.304	33.803	30.461	32.249	232.2	10	7'38.511	33.492	38.882	34.601	33.866	
11	2'18.642	33.392	37.967	33.978	33.305	232.7	11	2'17.640	34.131	39.433	30.910	33.166	228.3
12	2'10.298	33.492	33.849	30.512	32.445	230.7	12	2'11.813	33.546	34.332	31.255	32.680	235.2
							13	2'10.751	33.536	33.964	30.815	32.436	236.8
							14	2'10.758	33.408	33.864	30.770	32.716	231.2
3rd 10 Diogo MOREIRA MT Helmets - MSI BRA Runs=2 Total laps=12 Full laps=9 Valid laps=9							6th 18 Matteo BERTELLE Rivacold Snipers Tea ITA Runs=2 Total laps=15 Full laps=12 Valid laps=11						
1	3'06.147	30.447	35.522	31.550	33.760		1	2'28.187	32.222	35.809	32.064	34.071	
2	2'12.425	34.294	34.495	31.050	32.586	231.2	2	2'17.494	36.723	36.270	31.525	32.976	231.7
3	2'12.023	33.621	34.611	31.007	32.784	238.9	3	2'12.867 *	34.366	34.787*	31.047*	32.667	233.2
4	2'12.174	34.096	34.318	30.967	32.793	229.7	4	2'12.540	34.062	34.747	30.984	32.747	227.8
5	2'11.832	33.738	34.361	31.058	32.675	230.7	5	2'12.775	34.260	34.707	30.925	32.883	229.2
6	2'12.590	33.608	34.514	31.350	33.118	237.3	6	2'12.400	34.095	34.485	30.935	32.885	227.8
7	2'23.072 P	36.510	37.597	35.002	33.963	227.3	7	2'11.914	33.909	34.376	30.935	32.694	228.3
8	9'46.503	30.911	34.195	30.792	32.625		8	2'16.759	36.788	35.264	31.548	33.159	227.8
9	2'11.182	33.669	34.041	30.868	32.604	228.3	9	2'11.869	33.903	34.429	30.921	32.616	227.8
10	2'10.669	33.597	33.947	30.609	32.516	228.8	10	2'13.909 P	33.876	34.287	30.892	34.854	228.3
11	2'10.227	33.429	33.771	30.615	32.412	228.8	11	5'34.871	33.126	41.405	33.330	33.233	
12	2'11.640	33.526	34.236	30.987	32.891	228.8							

Fastest Lap: Deniz ÖNCÜ Red Bull KTM Ajo TUR **2'09.404** 33.385 33.697 30.362 31.960

These data/results cannot be reproduced, stored and/or transmitted in whole or in part by any manner of electronic, mechanical, photocopying, recording, broadcasting or otherwise now known or herein after developed without the previous express consent by the copyright owner, except for reproduction in daily press and regular printed publications on sale to the public within 60 days of the event related to those data/results and always provided that copyright symbol appears together as follows below.
 © DORNA, 2023



Practice Nr. 1

Moto3

Lap	Lap Time	T1	T2	T3	T4	Speed	Lap	Lap Time	T1	T2	T3	T4	Speed		
12	2'12.857	34.709	34.513	31.000	32.635	232.7	10th 55	Romano FENATI	Rivacold Snipers Tea		ITA				
13	2'18.405	33.660	34.268	35.767	34.710	229.2			Runs=2	Total laps=15	Full laps=12		Valid laps=11		
14	2'10.756	33.449	34.058	30.670	32.579	232.2			1	2'31.157	33.220	35.568	32.117	33.739	
15	2'11.030	33.457	34.264	30.788	32.521	233.2			2	2'14.245	34.175	35.050	31.769	33.251	230.7
									3	2'12.892 *	33.852	34.859 *	31.093 *	33.088	229.7
7th 70	Joshua WHATLEY	VisionTrack Racing T		GBR			4	2'12.512	33.906	34.658	30.970	32.978	227.8		
	Runs=2	Total laps=13	Full laps=10		Valid laps=8		5	2'13.754	35.068	34.400	30.968	33.318	226.8		
1	2'51.436	35.307	39.101	32.152	33.805		6	2'12.069	33.838	34.592	30.853	32.786	230.2		
2	2'15.331	34.834	35.280	31.831	33.386	227.3	7	2'21.127	33.727	42.153	30.942	34.305	231.7		
3	2'15.887 *	34.585	35.173 *	31.630 *	34.499	228.3	8	2'12.172	33.786	34.480	31.002	32.904	231.2		
4	2'13.979	34.596	34.590	31.513	33.280	228.3	9	2'12.183	33.871	34.392	30.829	33.091	229.2		
5	2'13.718	34.113	35.014	31.276	33.315	230.2	10	2'25.291 P	38.136	36.420	33.531	37.204	224.5		
6	2'22.519	42.027	35.054	31.823	33.615	223.6	11	5'15.798	31.631	35.756	31.527	34.147			
7	2'18.486	34.267	34.884	33.940	35.395	227.3	12	2'17.563	37.901	36.267	30.708	32.687	228.8		
8	2'13.018	33.982	34.798	31.174	33.064	232.7	13	2'11.208	33.699	34.190	30.881	32.438	234.2		
9	2'17.199 P	34.325	37.153	31.767	33.954	233.2	14	2'11.046	33.791	34.079	30.703	32.473	234.2		
10	9'21.075	31.878	36.264	33.936	38.117		15	2'17.377	33.576	33.848			230.7		
11	2'11.422	33.921	34.087	30.872	32.542	230.2	11th 7	Filippo FARIOLI	Red Bull KTM Tech3		ITA				
12	2'10.891	33.674	33.879	30.669	32.669	228.8		Runs=2	Total laps=13	Full laps=10		Valid laps=10			
13	2'19.788 *	33.896	40.254 *	31.531	34.107	228.8	1	3'01.492	32.687	36.627	32.541	34.458			
8th 80	David ALONSO	Gaviota GASGAS As		COL			2	2'15.260	34.518	35.314	32.081	33.347	230.7		
	Runs=2	Total laps=14	Full laps=11		Valid laps=10		3	2'14.751	34.455	34.991	31.751	33.554	230.7		
1	2'27.961	35.389	36.698	33.181	34.746		4	2'12.635	34.006	34.688	31.193	32.748	238.4		
2	2'17.420	35.267	35.642	32.493	34.018	226.4	5	2'12.422	33.919	34.709	31.155	32.639	235.8		
3	2'14.413 *	34.823	35.202 *	31.420 *	32.968	225.0	6	2'12.091	33.704	34.406	31.094	32.887	234.2		
4	2'13.556	34.029	34.697	31.521	33.309	230.2	7	2'13.109	33.825	34.798	31.383	33.103	234.2		
5	2'14.176	34.182	34.775	31.731	33.488	225.9	8	2'21.441 P	38.002	36.194	32.998	34.247	228.3		
6	2'14.135	34.291	34.622	31.810	33.412	226.4	9	9'23.949	35.219	41.789	32.091	34.292			
7	2'14.903	34.649	34.914	31.761	33.579	225.9	10	2'11.593	33.702	34.169	31.028	32.694	231.7		
8	2'13.629	34.385	34.821	31.533	32.890	226.4	11	2'11.368	33.443	34.194	30.870	32.861	234.7		
9	2'15.405	33.980	34.673	33.001	33.751	232.2	12	2'21.055	42.713	34.588	31.106	32.648	227.3		
10	2'15.467 P	34.311	34.958	31.966	34.232	226.4	13	2'11.047	33.436	34.034	30.814	32.763	232.2		
11	7'39.287	30.966	35.566	33.920	39.362		12th 31	Adrian FERNANDEZ	Leopard Racing		SPA				
12	2'11.774	34.081	34.326	31.021	32.346	232.7		Runs=2	Total laps=14	Full laps=11		Valid laps=10			
13	2'10.971	33.765	34.067	30.766	32.373	237.8	1	3'44.058	31.608	35.222	31.858	34.048			
14	2'11.124	33.647	33.854	30.804	32.819	228.8	2	2'15.583 *	34.364	35.469 *	31.730 *	34.020	230.7		
9th 43	Xavier ARTIGAS	CFMOTO Racing Pru		SPA			3	2'13.904	34.179	34.927	31.478	33.320	233.2		
	Runs=2	Total laps=14	Full laps=11		Valid laps=10		4	2'12.938	33.822	34.521	31.430	33.165	232.2		
1	2'53.036	31.998	35.196	31.559	34.830		5	2'12.568	33.816	34.441	31.046	33.265	231.7		
2	2'13.880	34.177	34.830	31.523	33.350	228.8	6	2'12.897	33.836	34.650	31.307	33.104	229.7		
3	2'15.331 *	34.337	34.973 *	31.434 *	34.587	234.2	7	2'12.725	33.676	34.443	31.285	33.321	234.7		
4	2'13.831	34.218	34.767	31.411	33.435	226.8	8	2'15.484 P	35.222	34.468	31.211	34.583	227.3		
5	2'18.299	34.555	39.224	31.304	33.216	226.4	9	6'08.847	32.568	34.766	31.249	32.898			
6	2'13.835	34.165	35.078	31.328	33.264	230.2	10	2'11.480	33.573	34.041	31.000	32.866	229.2		
7	2'14.387	34.214	35.057	31.788	33.328	235.2	11	2'11.765	33.571	34.357	31.039	32.798	228.3		
8	2'14.716	34.468	34.847	31.539	33.862	230.2	12	2'11.869	33.466	34.081	31.413	32.909	228.8		
9	2'19.644 P	38.735	35.217	31.780	33.912	225.4	13	2'11.792	33.613	34.312	30.974	32.893	229.2		
10	7'10.639	36.946	41.441	34.985	40.038		14	2'11.257	33.555	34.091	30.911	32.700	227.3		
11	2'12.454	34.044	34.491	30.915	33.004	230.7	13th 96	Daniel HOLGADO	Red Bull KTM Tech3		SPA				
12	2'15.996	34.376	34.745			230.2		Runs=2	Total laps=13	Full laps=10		Valid laps=10			
13	2'11.524	33.675	34.309	30.910	32.630	230.7	1	3'03.336	32.574	36.683	32.334	34.021			
14	2'11.000	33.772	33.929	30.747	32.552	231.7	2	2'14.881	34.316	35.048	32.121	33.396	234.2		
							3	2'13.122	33.915	34.889	31.329	32.989	236.8		

Fastest Lap: Deniz ÖNCÜ Red Bull KTM Ajo TUR **2'09.404** 33.385 33.697 30.362 31.960

These data/results cannot be reproduced, stored and/or transmitted in whole or in part by any manner of electronic, mechanical, photocopying, recording, broadcasting or otherwise now known or herein after developed without the previous express consent by the copyright owner, except for reproduction in daily press and regular printed publications on sale to the public within 60 days of the event related to those data/results and always provided that copyright symbol appears together as follows below.
© DORNA, 2023

Official MotoGP Timing by TISSOT
www.motogp.com

Doha, Friday, November 17, 2023

Page 2 of 5



Practice Nr. 1

Moto3

Lap	Lap Time	T1	T2	T3	T4	Speed	Lap	Lap Time	T1	T2	T3	T4	Speed
4	2'12.420	33.713	34.553	31.246	32.908	235.8	13	2'12.648	33.923	34.960	31.146	32.619	233.2
5	2'12.292	33.559	34.628	31.213	32.892	236.3	17th 54 Riccardo ROSSI SIC58 Squadra Corse ITA						
6	2'12.587	33.667	34.677	31.258	32.985	234.7	Runs=2 Total laps=13 Full laps=10 Valid laps=10						
7	2'16.225	36.214	35.099	31.616	33.296	235.2	1	2'54.755	33.481	36.655	32.218	34.112	
8	2'18.792 P	34.089	36.878	32.519	35.306	234.2	2	2'14.935	34.229	35.424	31.688	33.594	234.2
9	9'21.730	37.547	38.053	32.588	35.203		3	2'14.667	34.196	35.456	31.543	33.472	235.8
10	2'11.293	33.418	34.180	30.997	32.698	233.7	4	2'15.508	34.551	34.857	31.980	34.120	229.7
11	2'18.884	33.724	34.196			231.2	5	2'13.174	34.207	34.755	31.214	32.998	235.2
12	2'11.317	33.429	34.318	30.923	32.647	234.7	6	2'17.439	34.057	34.527	34.393	34.462	235.8
13	2'11.514	33.627	34.230	31.095	32.562	234.2	7	2'13.005	33.840	34.947	31.246	32.972	237.8
14th 6 Ryusei YAMANAKA Gaviota GASGAS As JPN							8	2'15.395	34.055	34.694	32.362	34.284	232.2
Runs=2 Total laps=13 Full laps=10 Valid laps=10							9	2'14.048	34.366	34.875	31.413	33.394	229.7
1	3'06.436	31.301	36.419	32.223	33.802		10	2'22.985 P	36.412	37.921	33.025	35.627	225.9
2	2'15.063	34.733	35.223	31.572	33.535	231.2	11	9'21.701	39.091	44.546	39.768	49.765	
3	2'15.890	34.550	35.347	32.246	33.747	225.0	12	2'12.042	33.939	34.250	31.081	32.772	231.7
4	2'15.092	34.795	35.112	31.628	33.557	223.1	13	2'11.901	33.700	34.102	31.329	32.770	230.7
5	2'16.218	34.846	35.327	31.863	34.182	224.0	18th 66 Joel KELSO CFMOTO Racing Pru AUS						
6	2'14.352	34.244	34.983	31.677	33.448	228.3	Runs=2 Total laps=14 Full laps=11 Valid laps=11						
7	2'14.057	34.141	34.924	31.511	33.481	227.8	1	3'04.209	33.706	36.437	32.478	34.261	
8	2'13.965	34.237	34.794	31.685	33.249	228.3	2	2'15.043	34.474	34.854	32.761	32.954	229.7
9	2'15.097 P	34.360	34.677	31.468	34.592	226.4	3	2'13.013	34.089	34.699	31.389	32.836	229.2
10	9'15.566	30.889	38.223	33.582	46.756		4	2'12.026	33.883	34.516	31.018	32.609	229.7
11	2'11.423	33.991	34.093	30.914	32.425	225.4	5	2'13.163	33.806	34.943	31.322	33.092	236.3
12	2'11.856	33.878	34.142	30.914	32.922	231.2	6	2'12.802	34.007	34.591	31.274	32.930	230.2
13	2'12.191	33.805	34.146	31.234	33.006	228.3	7	2'20.836	33.924	37.658	35.282	33.972	230.7
15th 21 Vicente PEREZ BOE Motorsports SPA							8	2'13.118	34.134	34.713	31.297	32.974	229.7
Runs=2 Total laps=12 Full laps=9 Valid laps=8							9	2'17.188 P	34.548	36.367	31.620	34.653	230.7
1	2'37.161	31.829	35.609	31.492	33.414		10	6'14.320	32.666	35.661	31.693	34.185	
2	2'14.312	34.432	35.232	31.465	33.183	225.4	11	2'14.538	34.504	34.991	31.656	33.387	224.5
3	2'14.296 *	34.383	35.233*	31.527*	33.153	225.0	12	2'13.180	34.253	34.718	31.166	33.043	225.4
4	2'13.654	34.319	34.879	31.411	33.045	223.6	13	2'23.796	35.104	39.225	35.818	33.649	225.4
5	2'13.735	34.214	34.995	31.438	33.088	225.0	14	2'11.987	33.899	34.368	30.923	32.797	227.3
6	2'13.273	34.265	34.663	31.262	33.083	225.0	19th 48 Ivan ORTOLÁ Angeluss MTA Team SPA						
7	2'12.770	33.981	34.699	31.260	32.830	225.4	Runs=2 Total laps=13 Full laps=10 Valid laps=10						
8	2'12.960 P	33.817	34.791	31.304	33.048	227.8	1	3'14.802	32.905	35.635	31.480	33.424	
9	10'38.605	31.340	34.807	31.906	32.956		2	2'15.551	34.198	34.666	32.833	33.854	227.3
10	2'11.483	33.917	34.203	30.809	32.554	225.0	3	2'12.920	33.673	34.564	31.534	33.149	227.3
11	2'11.909	33.713	34.299	30.790	33.107	226.4	4	2'12.979	33.834	34.801	31.191	33.153	226.4
12	2'16.650	33.827	37.812	31.306	33.705	225.0	5	2'12.237	33.759	34.661	30.844	32.973	228.3
16th 99 José Antonio RUED Red Bull KTM Ajo SPA							6	2'13.401	33.868	34.737	31.326	33.470	226.4
Runs=2 Total laps=13 Full laps=10 Valid laps=9							7	2'13.590	34.140	34.771	31.284	33.395	227.8
1	2'45.768	31.406	36.037	32.282	34.483		8	2'13.384	33.934	34.899	31.244	33.307	228.3
2	2'15.228	34.656	35.101	31.713	33.758	230.7	9	2'16.749 P	34.471	35.489	31.728	35.061	228.8
3	2'15.463 *	34.508	35.364*	32.121*	33.470	230.2	10	7'20.493	31.929	35.169	31.408	33.253	
4	2'15.508	34.387	35.274	31.494	34.353	230.7	11	2'13.031	34.045	34.662	31.058	33.266	226.8
5	2'13.711	34.321	34.871	31.348	33.171	231.7	12	2'12.796	33.780	34.632	31.113	33.271	229.7
6	2'15.738	34.439	36.346	31.538	33.415	231.7	13	2'13.332	34.082	34.823	31.182	33.245	227.3
7	2'14.243	34.286	34.925	31.510	33.522	233.7	20th 38 David SALVADOR CIP Green Power SPA						
8	2'21.995	34.367	42.468	31.715	33.445	230.7	Runs=2 Total laps=13 Full laps=10 Valid laps=10						
9	2'15.995 P	34.784	36.036	31.583	33.592	234.2	1	2'51.479	32.665	36.554	32.314	34.188	
10	9'26.531	31.889	34.942	33.180	42.042		2	2'15.244	34.711	35.294	31.815	33.424	224.5
11	2'12.578	33.995	34.414	31.472	32.697	235.2	3	2'14.316	34.768	34.856	31.366	33.326	228.8
12	2'11.775	33.824	34.323	31.048	32.580	233.7							

Fastest Lap: Deniz ÖNCÜ Red Bull KTM Ajo TUR 2'09.404 33.385 33.697 30.362 31.960

These data/results cannot be reproduced, stored and/or transmitted in whole or in part by any manner of electronic, mechanical, photocopying, recording, broadcasting or otherwise now known or herein after developed without the previous express consent by the copyright owner, except for reproduction in daily press and regular printed publications on sale to the public within 60 days of the event related to those data/results and always provided that copyright symbol appears together as follows below.
© DORNA, 2023

Practice Nr. 1

Moto3

Lap	Lap Time	T1	T2	T3	T4	Speed	Lap	Lap Time	T1	T2	T3	T4	Speed
4	2'15.260	34.399	36.539	31.330	32.992	225.4	11	2'12.821	33.756	34.537	31.290	33.238	237.8
5	2'14.451	34.337	34.927	31.583	33.604	231.2	12	2'12.468	33.696	34.503	31.236	33.033	237.3
6	2'18.082	35.048	37.974	31.252	33.808	228.3	24th 72 Taiyo FURUSATO Honda Team Asia JPN						
7	2'13.378	33.908	34.938	31.280	33.252	237.3	Runs=2 Total laps=12 Full laps=9 Valid laps=8						
8	2'14.253 P	34.247	34.826	31.628	33.552	235.2	1	2'54.165	32.599	36.395	32.424	34.457	
9	9'27.061	33.351	35.189	36.231	36.826		2	2'15.575	34.638	36.106	31.382	33.449	231.7
10	2'16.001	37.092	35.067	30.995	32.847	236.3	3	2'14.732 *	34.409	35.558 *	31.423 *	33.342	235.2
11	2'12.247	33.916	34.184	30.907	33.240	230.2	4	2'14.492	34.251	34.743	31.769	33.729	234.2
12	2'18.397	34.476	38.633	32.185	33.103	228.8	5	2'14.501	34.453	35.009	31.374	33.665	229.2
13	2'12.455	33.695	34.355	31.641	32.764	234.7	6	2'14.165	34.233	34.951	31.596	33.385	233.2
21st 82 Stefano NEPA Angeluss MTA Team ITA							7	2'14.418	34.367	35.120	31.717	33.214	236.3
Runs=2 Total laps=13 Full laps=10 Valid laps=10							8	2'16.976 P	34.298	35.389	32.075	35.214	232.2
1	2'58.563	33.433	36.479	33.117	34.567		9	9'52.769	31.215	35.178	31.427	33.287	
2	2'15.866	35.110	35.524	31.798	33.434	228.8	10	2'13.300	34.000	34.669	31.376	33.255	227.8
3	2'13.445	34.078	34.835	31.382	33.150	228.3	11	2'12.797	34.003	34.478	31.296	33.020	228.3
4	2'12.997	34.112	34.722	31.190	32.973	227.8	12	2'12.620	33.800	34.559	31.158	33.103	227.8
5	2'12.749	33.891	34.784	31.090	32.984	231.7	25th 64 Mario AJI Honda Team Asia INA						
6	2'13.769	33.970	34.853	31.316	33.630	239.4	Runs=2 Total laps=13 Full laps=10 Valid laps=10						
7	2'23.229	34.314	40.927	34.053	33.935	232.2	1	3'01.952	32.773	37.757	32.563	34.148	
8	2'13.305	34.169	34.802	31.282	33.052	228.8	2	2'16.390	35.440	35.374	32.187	33.389	228.3
9	2'14.041 P	34.226	34.884	31.270	33.661	226.8	3	2'14.205	34.355	35.138	31.675	33.037	232.2
10	9'04.235	31.308	35.963	31.262	33.076		4	2'13.343	34.372	34.726	31.159	33.086	230.2
11	2'13.099	34.295	34.699	31.171	32.934	226.4	5	2'14.530	34.431	34.959	31.274	33.866	225.0
12	2'12.602	34.065	34.611	31.141	32.785	226.4	6	2'14.026	34.667	34.740	31.326	33.293	223.1
13	2'12.290	34.109	34.382	31.002	32.797	226.4	7	2'13.526	34.453	34.560	31.234	33.279	225.4
22nd 19 Scott OGDEN VisionTrack Racing T GBR							8	2'16.647	35.624	35.954	32.064	33.005	223.1
Runs=2 Total laps=14 Full laps=11 Valid laps=11							9	2'16.201 P	34.176	35.472	31.644	34.909	230.7
1	2'53.000	34.150	37.648	32.279	34.412		10	7'31.125	31.074	34.737	31.274	33.259	
2	2'16.319	34.742	35.336	31.848	34.393	228.8	11	2'13.260	34.183	34.445	31.356	33.276	228.3
3	2'15.382	34.409	35.410	31.518	34.045	229.2	12	2'12.774	34.161	34.672	31.089	32.852	228.8
4	2'14.829	34.397	35.184	31.580	33.668	235.2	13	2'12.822	34.051	34.576	31.049	33.146	227.3
5	2'14.130	34.354	35.210	31.352	33.214	232.7	26th 71 Ayumu SASAKI Liqui Moly Husqvarna JPN						
6	2'14.302	34.249	35.205	31.472	33.376	235.2	Runs=2 Total laps=10 Full laps=7 Valid laps=7						
7	2'14.698	34.735	35.368	31.412	33.183	235.2	1	3'16.863	32.239	35.501	31.580	33.501	
8	2'14.611	34.490	34.959	31.474	33.688	234.2	2	4'05.065 P	34.263	37.174	38.045	35.583	233.2
9	2'19.187 P	37.168	35.481	31.633	34.905	225.9	3	12'23.085	31.866	35.005	31.561	33.221	
10	7'20.809	35.723	39.426	32.004	33.474		4	2'12.815	34.189	34.561	31.151	32.914	230.2
11	2'13.386	34.433	34.839	31.151	32.963	228.8	5	2'13.004	34.158	34.580	31.059	33.207	231.2
12	2'12.483	34.027	34.508	31.105	32.843	229.2	6	2'13.935	34.079	34.593	32.000	33.263	230.7
13	2'12.750	34.537	34.491	30.985	32.737	229.2	7	2'12.976	34.104	34.725	31.210	32.937	231.2
14	2'12.308	34.012	34.416	31.010	32.870	229.7	8	2'12.918	33.865	34.948	31.130	32.975	232.7
23rd 44 David MUÑOZ BOE Motorsports SPA							9	2'12.954	33.980	34.768	31.081	33.125	232.7
Runs=2 Total laps=12 Full laps=9 Valid laps=9							10	2'13.513	33.998	34.772	31.502	33.241	232.2
1	2'51.481	33.268	36.437	32.774	33.891		27th 95 Collin VEIJER Liqui Moly Husqvarna NED						
2	2'18.383	34.544	35.512	32.721	35.606	232.7	Runs=2 Total laps=13 Full laps=10 Valid laps=9						
3	2'14.540	34.223	35.479	31.410	33.428	237.3	1	3'39.536	33.093	37.472	32.840	34.816	
4	2'14.636	34.268	34.575	32.100	33.693	234.7	2	2'20.658 *	35.143	37.268 *	32.227 *	36.020	227.8
5	2'13.896	34.389	34.863	31.377	33.267	233.2	3	2'14.977	34.402	35.403	31.718	33.454	231.2
6	2'14.780	34.301	34.673	31.758	34.048	232.7	4	2'14.280	34.251	35.177	31.437	33.415	228.8
7	2'19.936 P	34.104	35.241	33.938	36.653	238.9	5	2'13.637	34.285	34.762	31.310	33.280	233.2
8	11'37.890	32.183	35.166	35.969	38.700		6	2'13.742	34.280	34.879	31.384	33.199	229.2
9	2'16.370	33.849	34.811	32.630	35.080	239.4	7	2'13.181	34.217	34.707	31.291	32.966	228.3
10	2'15.204	33.903	34.341	32.431	34.529	237.3							

Fastest Lap: Deniz ÖNCÜ Red Bull KTM Ajo TUR 2'09.404 33.385 33.697 30.362 31.960

These data/results cannot be reproduced, stored and/or transmitted in whole or in part by any manner of electronic, mechanical, photocopying, recording, broadcasting or otherwise now known or herein after developed without the previous express consent by the copyright owner, except for reproduction in daily press and regular printed publications on sale to the public within 60 days of the event related to those data/results and always provided that copyright symbol appears together as follows below.
© DORNA, 2023

Practice Nr. 1

Moto3

Lap	Lap Time		T1	T2	T3	T4	Speed	Lap	Lap Time	T1	T2	T3	T4	Speed
8	2'13.092	P	34.192	34.806	31.190	32.904	229.2							
9	8'52.828		34.838	38.519	31.996	33.390								
10	2'13.320		34.192	34.911	31.171	33.046	228.3							
11	2'12.940		34.051	34.774	31.176	32.939	228.8							
12	2'14.178		34.101	34.804	31.429	33.844	228.3							
13	2'12.848		33.995	34.775	31.203	32.875	231.7							

28th **20** **Lorenzo FELLON** CIP Green Power FRA
 Runs=2 Total laps=12 Full laps=9 Valid laps=8

1	2'47.262		32.637	35.971	31.835	33.715								
2	2'14.412		34.852	34.859	31.367	33.334	226.4							
3	2'14.941	*	34.484	34.904*	32.016*	33.537	227.3							
4	2'14.320		34.389	34.888	31.558	33.485	232.7							
5	2'14.743		34.576	35.268	31.537	33.362	225.0							
6	2'14.763		34.596	35.125	31.652	33.390	228.8							
7	2'15.388		34.640	35.228	32.002	33.518	225.4							
8	2'15.870	P	34.450	35.218	31.971	34.231	233.7							
9	11'31.836		31.269	36.275	31.720	33.347								
10	2'14.772		34.468	35.210	31.691	33.403	226.8							
11	2'14.506		34.372	35.134	31.651	33.349	226.4							
12	2'14.285		34.453	35.029	31.605	33.198	225.0							

Fastest Lap: Deniz ÖNCÜ Red Bull KTM Ajo TUR **2'09.404** 33.385 33.697 30.362 31.960

These data/results cannot be reproduced, stored and/or transmitted in whole or in part by any manner of electronic, mechanical, photocopying, recording, broadcasting or otherwise now known or herein after developed without the previous express consent by the copyright owner, except for reproduction in daily press and regular printed publications on sale to the public within 60 days of the event related to those data/results and always provided that copyright symbol appears together as follows below.
 © DORNA, 2023

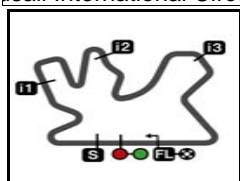
Official MotoGP Timing by TISSOT
 www.motogp.com

Doha, Friday, November 17, 2023

Page 5 of 5

motogp





5380 m.

QATAR AIRWAYS GRAND PRIX OF QATAR

Practice Nr. 1

Best Partial Times

Moto3™

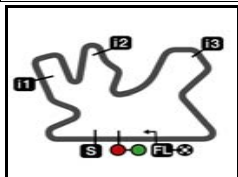
IT Ideal Lap Time, sum of the best partial times

BT Best Lap Time

T1		T2		T3		T4				IT		BT
Pos	Rider	Time	Rider	Time	Rider	Time	Rider	Time	Pos	Rider	IT	BT
1	D.ÖNCÜ	33.278	D.ÖNCÜ	33.697	D.ÖNCÜ	30.362	D.ÖNCÜ	31.960	1	D.ÖNCÜ	2'09.297	2'09.404 (1)
2	J.MASIA	33.304	D.MOREIRA	33.771	K.TOBA	30.458	J.MASIA	32.249	2	J.MASIA	2'09.817	2'09.817 (2)
3	S.AZMAN	33.408	J.MASIA	33.803	J.MASIA	30.461	K.TOBA	32.334	3	K.TOBA	2'10.163	2'10.561 (4)
4	D.HOLGADO	33.418	R.FENATI	33.848	D.MOREIRA	30.609	D.ALONSO	32.346	4	D.MOREIRA	2'10.221	2'10.227 (3)
5	D.MOREIRA	33.429	D.ALONSO	33.854	J.WHATLEY	30.669	D.MOREIRA	32.412	5	S.AZMAN	2'10.478	2'10.751 (5)
6	F.FARIOLI	33.436	S.AZMAN	33.864	M.BERTELLE	30.670	R.YAMANAKA	32.425	6	R.FENATI	2'10.565	2'11.046 (10)
7	M.BERTELLE	33.449	J.WHATLEY	33.879	R.FENATI	30.703	S.AZMAN	32.436	7	D.ALONSO	2'10.613	2'10.971 (8)
8	A.FERNANDEZ	33.466	K.TOBA	33.900	X.ARTIGAS	30.747	R.FENATI	32.438	8	M.BERTELLE	2'10.698	2'10.756 (6)
9	K.TOBA	33.471	X.ARTIGAS	33.929	D.ALONSO	30.766	M.BERTELLE	32.521	9	J.WHATLEY	2'10.764	2'10.891 (7)
10	R.FENATI	33.576	F.FARIOLI	34.034	S.AZMAN	30.770	J.WHATLEY	32.542	10	X.ARTIGAS	2'10.903	2'11.000 (9)
11	D.ALONSO	33.647	A.FERNANDEZ	34.041	V.PEREZ	30.790	X.ARTIGAS	32.552	11	F.FARIOLI	2'10.923	2'11.047 (11)
12	I.ORTOLÁ	33.673	M.BERTELLE	34.058	F.FARIOLI	30.814	V.PEREZ	32.554	12	D.HOLGADO	2'11.083	2'11.293 (13)
13	J.WHATLEY	33.674	R.YAMANAKA	34.093	I.ORTOLÁ	30.844	D.HOLGADO	32.562	13	A.FERNANDEZ	2'11.118	2'11.257 (12)
14	X.ARTIGAS	33.675	R.ROSSI	34.102	D.SALVADOR	30.907	J.RUEDA	32.580	14	R.YAMANAKA	2'11.237	2'11.423 (14)
15	D.SALVADOR	33.695	D.HOLGADO	34.180	A.FERNANDEZ	30.911	J.KELSO	32.609	15	V.PEREZ	2'11.260	2'11.483 (15)
16	D.MUÑOZ	33.696	D.SALVADOR	34.184	R.YAMANAKA	30.914	F.FARIOLI	32.639	16	D.SALVADOR	2'11.550	2'12.247 (20)
17	R.ROSSI	33.700	V.PEREZ	34.203	J.KELSO	30.923	A.FERNANDEZ	32.700	17	R.ROSSI	2'11.653	2'11.901 (17)
18	V.PEREZ	33.713	J.RUEDA	34.323	D.HOLGADO	30.923	S.OGDEN	32.737	18	J.KELSO	2'11.706	2'11.987 (18)
19	T.FURUSATO	33.800	D.MUÑOZ	34.341	S.OGDEN	30.985	D.SALVADOR	32.764	19	J.RUEDA	2'11.775	2'11.775 (16)
20	R.YAMANAKA	33.805	J.KELSO	34.368	S.NEPA	31.002	R.ROSSI	32.770	20	I.ORTOLÁ	2'12.054	2'12.237 (19)
21	J.KELSO	33.806	S.NEPA	34.382	J.RUEDA	31.048	S.NEPA	32.785	21	S.NEPA	2'12.060	2'12.290 (21)
22	J.RUEDA	33.824	S.OGDEN	34.416	M.AJI	31.049	M.AJI	32.852	22	S.OGDEN	2'12.150	2'12.308 (22)
23	A.SASAKI	33.865	M.AJI	34.445	A.SASAKI	31.059	C.VEIJER	32.875	23	D.MUÑOZ	2'12.306	2'12.468 (23)
24	S.NEPA	33.891	T.FURUSATO	34.478	R.ROSSI	31.081	A.SASAKI	32.914	24	M.AJI	2'12.397	2'12.774 (25)

These data/results cannot be reproduced, stored and/or transmitted in whole or in part by any manner of electronic, mechanical, photocopying, recording, broadcasting or otherwise now known or herein after developed without the previous express consent by the copyright owner, except for reproduction in daily press and regular printed publications on sale to the public within 60 days of the event related to those data/results and always provided that copyright symbol appears together as follows below.
© DORNA, 2023





5380 m.

QATAR AIRWAYS GRAND PRIX OF QATAR

Practice Nr. 1

Best Partial Times

Moto3™

IT Ideal Lap Time, sum of the best partial times

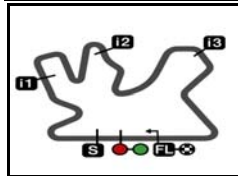
BT Best Lap Time

T1		T2		T3		T4				<i>IT</i>	<i>BT</i>	
<i>Pos</i>	<i>Rider</i>	<i>Time</i>	<i>Rider</i>	<i>Time</i>	<i>Rider</i>	<i>Time</i>	<i>Rider</i>	<i>Time</i>	<i>Pos</i>	<i>Rider</i>		
25	C.VEIJER	33.995	A.SASAKI	34.561	T.FURUSATO	31.158	I.ORTOLÁ	32.973	25	A.SASAKI	2'12.399	2'12.815 (26)
26	S.OGDEN	34.012	I.ORTOLÁ	34.564	C.VEIJER	31.171	T.FURUSATO	33.020	26	T.FURUSATO	2'12.456	2'12.620 (24)
27	M.AJI	34.051	C.VEIJER	34.707	D.MUÑOZ	31.236	D.MUÑOZ	33.033	27	C.VEIJER	2'12.748	2'12.848 (27)
28	L.FELLON	34.372	L.FELLON	34.859	L.FELLON	31.367	L.FELLON	33.198	28	L.FELLON	2'13.796	2'14.285 (28)

These data/results cannot be reproduced, stored and/or transmitted in whole or in part by any manner of electronic, mechanical, photocopying, recording, broadcasting or otherwise now known or herein after developed without the previous express consent by the copyright owner, except for reproduction in daily press and regular printed publications on sale to the public within 60 days of the event related to those data/results and always provided that copyright symbol appears together as follows below.
© DORNA, 2023

Official MotoGP Timing by **TISSOT**
www.motogp.com






5380 m.

QATAR AIRWAYS GRAND PRIX OF QATAR

Practice Nr. 1

Fastest Laps Sequence

<i>Practice Time</i>	 <i>Rider</i>	<i>Nation</i>	<i>Motorcycle</i>	<i>Time</i>	<i>Km/h</i>	<i>Rider's Lap</i>
4'45.381	80 David ALONSO	COL	GASGAS	2'17.420	140.9	2
4'45.402	55 Romano FENATI	ITA	HONDA	2'14.245	144.2	2
5'06.916	43 Xavier ARTIGAS	SPA	CFMOTO	2'13.880	144.6	2
5'18.572	10 Diogo MOREIRA	BRA	KTM	2'12.425	146.2	2
7'30.595	10 Diogo MOREIRA	BRA	KTM	2'12.023	146.7	3
11'54.601	10 Diogo MOREIRA	BRA	KTM	2'11.832	146.9	5
11'54.772	27 Kaito TOBA	JPN	HONDA	2'11.796	146.9	5
12'37.327	5 Jaume MASIA	SPA	HONDA	2'11.763	146.9	5
12'40.661	53 Deniz ÖNCÜ	TUR	KTM	2'11.300	147.5	5
14'51.709	53 Deniz ÖNCÜ	TUR	KTM	2'11.048	147.7	6
27'27.454	5 Jaume MASIA	SPA	HONDA	2'10.847	148.0	8
28'21.118	53 Deniz ÖNCÜ	TUR	KTM	2'10.626	148.2	10
29'37.880	5 Jaume MASIA	SPA	HONDA	2'10.426	148.4	9
30'31.129	53 Deniz ÖNCÜ	TUR	KTM	2'10.011	148.9	11
31'47.697	5 Jaume MASIA	SPA	HONDA	2'09.817	149.1	10
34'53.970	53 Deniz ÖNCÜ	TUR	KTM	2'09.404	149.6	13

These data/results cannot be reproduced, stored and/or transmitted in whole or in part by any manner of electronic, mechanical, photocopying, recording, broadcasting or otherwise now known or herein after developed without the previous express consent by the copyright owner, except for reproduction in daily press and regular printed publications on sale to the public within 60 days of the event related to those data/results and always provided that copyright symbol appears together as follows below.

© DORNA, 2023

Official MotoGP Timing by TISSOT
www.motogp.com

Doha, Friday, November 17, 2023

