


5380 m.

QATAR AIRWAYS GRAND PRIX OF QATAR

Free Practice Nr. 2

Classification

10

	Rider	Nation	Team	Motorcycle	Time	Lap Total	Gap	Top Speed
1	20 Fabio QUARTARARO	FRA	Monster Energy Yamaha MotoGP	YAMAHA	1'53.531	11 13		340.6
2	89 Jorge MARTIN	SPA	Prima Pramac Racing	DUCATI	1'53.604	12 13	0.073 0.073	350.6
3	41 Aleix ESPARGARO	SPA	Aprilia Racing	APRILIA	1'53.604	7 10	0.073	345.0
4	49 Fabio DI GIANNANTONIO	ITA	Gresini Racing MotoGP	DUCATI	1'53.657	8 12	0.126 0.053	342.8
5	21 Franco MORBIDELLI	ITA	Monster Energy Yamaha MotoGP	YAMAHA	1'53.672	9 12	0.141 0.015	343.9
6	88 Miguel OLIVEIRA	POR	CryptoDATA RNF MotoGP Team	APRILIA	1'53.899	5 12	0.368 0.227	345.0
7	5 Johann ZARCO	FRA	Prima Pramac Racing	DUCATI	1'53.916	11 11	0.385 0.017	347.2
8	12 Maverick VIÑALES	SPA	Aprilia Racing	APRILIA	1'54.039	11 12	0.508 0.123	346.1
9	73 Alex MARQUEZ	SPA	Gresini Racing MotoGP	DUCATI	1'54.048	7 8	0.517 0.009	338.5
10	1 Francesco BAGNAIA	ITA	Ducati Lenovo Team	DUCATI	1'54.069	10 10	0.538 0.021	345.0
11	25 Raul FERNANDEZ	SPA	CryptoDATA RNF MotoGP Team	APRILIA	1'54.082	6 10	0.551 0.013	337.5
12	23 Enea BASTIANINI	ITA	Ducati Lenovo Team	DUCATI	1'54.111	12 12	0.580 0.029	342.8
13	72 Marco BEZZECCHI	ITA	Mooney VR46 Racing Team	DUCATI	1'54.190	8 9	0.659 0.079	347.2
14	10 Luca MARINI	ITA	Mooney VR46 Racing Team	DUCATI	1'54.205	5 13	0.674 0.015	346.1
15	33 Brad BINDER	RSA	Red Bull KTM Factory Racing	KTM	1'54.375	6 10	0.844 0.170	345.0
16	93 Marc MARQUEZ	SPA	Repsol Honda Team	HONDA	1'54.479	12 12	0.948 0.104	338.5
17	37 Augusto FERNANDEZ	SPA	GASGAS Factory Racing Tech3	KTM	1'54.541	7 10	1.010 0.062	339.6
18	27 Iker LECUONA	SPA	LCR Honda CASTROL	HONDA	1'54.821	9 14	1.290 0.280	340.6
19	30 Takaaki NAKAGAMI	JPN	LCR Honda IDEMITSU	HONDA	1'54.846	3 11	1.315 0.025	338.5
20	44 Poli ESPARGARO	SPA	GASGAS Factory Racing Tech3	KTM	1'54.866	3 9	1.335 0.020	342.8
21	43 Jack MILLER	AUS	Red Bull KTM Factory Racing	KTM	1'55.019	7 12	1.488 0.153	341.7
22	36 Joan MIR	SPA	Repsol Honda Team	HONDA	1'55.370	7 11	1.839 0.351	346.1

Practice condition: **Dry**
 Air: **27°**
 Humidity: **60%**
 Ground: **34°**

Fastest Lap:	Lap: 11	Fabio QUARTARARO	1'53.531	170.5 Km/h
Best Race Lap:	2022	Enea BASTIANINI	1'54.338	169.3 Km/h
All Time Lap Record:	2021	Francesco BAGNAIA	1'52.772	171.7 Km/h

The results are provisional until the end of the limit for protest and appeals.

Time limit for protest expires 60' after publication of the results - Time:

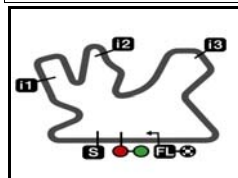
These data/results cannot be reproduced, stored and/or transmitted in whole or in part by any manner of electronic, mechanical, photocopying, recording, broadcasting or otherwise now known or herein after developed without the previous express consent by the copyright owner, except for reproduction in daily press and regular printed publications on sale to the public within 60 days of the event related to those data/results and always provided that copyright symbol appears together as follows below.

© DORNA, 2023

Official MotoGP Timing by **TISSOT**
 www.motogp.com

Doha, Saturday, November 18, 2023





5380 m.

QATAR AIRWAYS GRAND PRIX OF QATAR

Free Practice Nr. 2

Top Speed & Average

12



Rider	Nation	Motorcycle	Top 5 speeds					Average	Top
89 Jorge MARTIN	SPA	DUCATI	350.6	347.2	346.1	343.9	342.8	346.1	350.6
5 Johann ZARCO	FRA	DUCATI	347.2	346.1	340.6	339.6	338.5	340.9	347.2
72 Marco BEZZECCHI	ITA	DUCATI	347.2	347.2	343.9	342.8	342.8	344.8	347.2
10 Luca MARINI	ITA	DUCATI	346.1	346.1	346.1	342.8	341.7	344.6	346.1
12 Maverick VIÑALES	SPA	APRILIA	346.1	343.9	341.7	340.6	340.6	342.6	346.1
36 Joan MIR	SPA	HONDA	346.1	340.6	339.6	338.5	336.4	340.2	346.1
1 Francesco BAGNAIA	ITA	DUCATI	345.0	342.8	342.8	340.6	340.6	342.4	345.0
33 Brad BINDER	RSA	KTM	345.0	345.0	345.0	343.9	340.6	343.4	345.0
41 Aleix ESPARGARO	SPA	APRILIA	345.0	345.0	342.8	342.8	341.7	343.5	345.0
88 Miguel OLIVEIRA	POR	APRILIA	345.0	343.9	342.8	342.8	342.8	343.5	345.0
21 Franco MORBIDELLI	ITA	YAMAHA	343.9	341.7	339.6	338.5	338.5	340.1	343.9
23 Enea BASTIANINI	ITA	DUCATI	342.8	341.7	340.6	339.6	339.6	340.3	342.8
44 Poli ESPARGARO	SPA	KTM	342.8	342.8	342.8	342.8	336.4	340.7	342.8
49 Fabio DI GIANNANTONIO	ITA	DUCATI	342.8	338.5	337.5	337.5	337.5	338.8	342.8
43 Jack MILLER	AUS	KTM	341.7	338.5	338.5	337.5	337.5	338.4	341.7
20 Fabio QUARTARARO	FRA	YAMAHA	340.6	340.6	340.6	339.6	339.6	340.2	340.6
27 Iker LECUONA	SPA	HONDA	340.6	337.5	334.3	334.3	333.3	335.2	340.6
37 Augusto FERNANDEZ	SPA	KTM	339.6	338.5	337.5	337.5	335.4	337.3	339.6
30 Takaaki NAKAGAMI	JPN	HONDA	338.5	338.5	336.4	336.4	335.4	337.0	338.5
73 Alex MARQUEZ	SPA	DUCATI	338.5	338.5	338.5	337.5	336.4	337.9	338.5
93 Marc MARQUEZ	SPA	HONDA	338.5	337.5	337.5	337.5	336.4	337.3	338.5
25 Raul FERNANDEZ	SPA	APRILIA	337.5	336.4	335.4	335.4	335.4	335.9	337.5

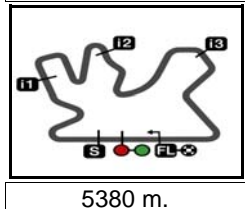
These data/results cannot be reproduced, stored and/or transmitted in whole or in part by any manner of electronic, mechanical, photocopying, recording, broadcasting or otherwise now known or herein after developed without the previous express consent by the copyright owner, except for reproduction in daily press and regular printed publications on sale to the public within 60 days of the event related to those data/results and always provided that copyright symbol appears together as follows below.

© DORNA, 2023

Official MotoGP Timing by TISSOT
www.motogp.com



Doha, Saturday, November 18, 2023



QATAR AIRWAYS GRAND PRIX OF QATAR
Free Practice Nr. 2
Chronological Analysis of Performances

13

* Lap / Sector time cancelled **T1** Time from finish line to 1st intermedate **T3** Time from 2nd intermed. to 3rd intermed.
P Crossing the finish line in pit lane **T2** Time from 1st intermed. to 2nd intermed. **T4** Time from 3rd intermedate to finish line
****Tyre data subject to further updates**

Lap	Lap Time	T1	T2	T3	T4	Speed	Lap	Lap Time	T1	T2	T3	T4	Speed	
1st	20	Fabio QUARTARARO YAMAHA FRA Monster Energy Yamaha MotoGP Runs=2 Total laps=13 Full laps=9 Valid laps=9						Run # 1	Front Tyre	Slick-Hard	Rear Tyre	Slick-Hard		
									New Tyre			5 Laps at start		
Run #	1	Front Tyre	Slick-Hard	Rear Tyre	Slick-Hard									
			New Tyre		New Tyre									
1	2'03.204	30.284	32.677	28.513	28.512		1	2'42.958	28.347	31.858	28.586	29.142		
2	1'55.227	28.584	30.900	27.697	28.046	336.4	2	1'55.206	28.616	30.790	27.550	28.250	341.7	
3	1'53.993	28.121	30.489	27.476	27.907	338.5	3	1'54.375	28.103	30.717	27.459	28.096	345.0	
4	1'54.327	28.165	30.486	27.372	28.304	338.5	4	2'01.972 *	28.246*	37.990	27.658	28.078	345.0	
5	1'53.864	28.006	30.521	27.428	27.909	338.5	5	1'54.670	28.400	30.643	27.430	28.197	342.8	
6	1'53.736	27.924	30.463	27.386	27.963	340.6	6	1'54.105	27.972	30.723	27.420	27.990	338.5	
7	1'53.651	27.904	30.392	27.366	27.989	338.5	7	1'53.604	27.958	30.480	27.254	27.912	340.6	
8	2'01.686 P	30.742	32.542	28.626	29.776	336.4	8	2'00.492 P	29.617	31.923	28.691	30.261	342.8	
Run #	2	Front Tyre	Slick-Hard	Rear Tyre	Slick-Soft		Run #	2	Front Tyre	Slick-Soft	Rear Tyre	Slick-Soft		
			8 Laps at start		4 Laps at start					5 Laps at start		3 Laps at start		
9	8'40.522	29.372	31.862	28.740	28.573		9	8'55.640 P	29.566	33.228	30.319	30.523		
10	1'53.702	27.988	30.440	27.375	27.899	339.6	Run #	3	Front Tyre	Slick-Soft	Rear Tyre	Slick-Soft		
11	1'53.531	27.958	30.397	27.251	27.925	339.6				6 Laps at start		4 Laps at start		
12	1'53.688	27.931	30.383	27.405	27.969	340.6	10	5'05.479	28.570	31.262	27.726	29.008		
13	1'56.315 P	28.020	30.466	27.404	30.425	340.6								
2nd	89	Jorge MARTIN DUCATI SPA Prima Pramac Racing Runs=2 Total laps=13 Full laps=10 Valid laps=9						Run #	1	Front Tyre	Slick-Soft	Rear Tyre	Slick-Soft	
										4 Laps at start		3 Laps at start		
Run #	1	Front Tyre	Slick-Hard	Rear Tyre	Slick-Soft									
			New Tyre		3 Laps at start									
1	2'41.518	28.864	32.201	28.834	28.794		1	3'33.476	31.843	32.695	28.555	28.772		
2	1'55.285	28.377	30.984	27.760	28.164	347.2	2	1'54.766	28.480	30.749	27.417	28.120	337.5	
3	1'54.788	28.159	30.710	27.501	28.418	350.6	3	1'54.038	28.058	30.575	27.452	27.953	336.4	
4	1'55.258 *	28.875*	30.742	27.514	28.127	343.9	4	1'54.160	28.055	30.581	27.424	28.100	337.5	
5	1'54.235	27.969	30.627	27.440	28.199	342.8	5	1'59.010 P	29.942	31.461	27.702	29.905	338.5	
6	1'58.876	31.575	31.568	27.693	28.040	346.1	Run #	2	Front Tyre	Slick-Hard	Rear Tyre	Slick-Hard		
7	1'54.510	28.224	30.762	27.442	28.082	340.6			New Tyre		5 Laps at start			
8	2'01.869 P	31.077	31.438	28.218	31.136	334.3	6	7'21.149	30.431	32.085	27.947	28.321		
Run #	2	Front Tyre	Slick-Hard	Rear Tyre	Slick-Hard		7	1'53.676	28.094	30.455	27.272	27.855	342.8	
			8 Laps at start		6 Laps at start		8	1'53.657	28.054	30.393	27.262	27.948	336.4	
9	6'36.557	29.741	31.614	27.859	28.029		9	1'53.731	27.982	30.480	27.338	27.931	336.4	
10	1'57.518	27.972	30.509	27.407	31.630	339.6	10	1'53.893	28.118	30.476	27.347	27.952	336.4	
11	1'57.903	28.466	33.793	27.573	28.071	336.4	11	1'53.765	28.017	30.441	27.376	27.931	336.4	
12	1'53.604	28.014	30.393	27.259	27.938	338.5	12	2'10.946 P	32.846	34.968	29.506	33.626	337.5	
13	1'53.896	28.015	30.688	27.232	27.961	340.6								
3rd	41	Alex ESPARGARO APRILIA SPA Aprilia Racing Runs=3 Total laps=10 Full laps=6 Valid laps=5						Run #	1	Front Tyre	Slick-Hard	Rear Tyre	Slick-Hard	
										New Tyre		New Tyre		
Run #	1	Front Tyre	Slick-Hard	Rear Tyre	Slick-Hard									
1	2'40.955	29.516	35.983	29.151	28.705		1	2'40.955	29.516	35.983	29.151	28.705		
2	1'55.450	28.583	30.898	27.757	28.212	337.5	2	1'55.450	28.583	30.898	27.757	28.212	337.5	
3	1'55.265	28.438	30.613	27.569	28.645	337.5	3	1'55.265	28.438	30.613	27.569	28.645	337.5	

Fastest Lap: Fabio QUARTARARO Monster Energy Yama FRA **1'53.531** 27.958 30.397 27.251 27.925

These data/results cannot be reproduced, stored and/or transmitted in whole or in part by any manner of electronic, mechanical, photocopying, recording, broadcasting or otherwise now known or herein after developed without the previous express consent by the copyright owner, except for reproduction in daily press and regular printed publications on sale to the public within 60 days of the event related to those data/results and always provided that copyright symbol appears together as follows below.
 © DORNA, 2023



Free Practice Nr. 2

MotoGP

Lap	Lap Time	T1	T2	T3	T4	Speed	Lap	Lap Time	T1	T2	T3	T4	Speed			
4	2'15.253 *	29.001*	40.779	36.815	28.658	343.9	Run # 1	Front Tyre	Slick-Hard	Rear Tyre	Slick-Soft					
5	1'56.650	27.968	31.500	28.970	28.212	338.5		New Tyre		3 Laps at start						
6	1'53.876	27.983	30.477	27.411	28.005	337.5	1	2'41.174	29.926	32.448	28.763	28.697				
7	2'02.037 P	28.074	30.482	29.875	33.606	338.5	2	1'55.314	28.461	31.030	27.700	28.123	343.9			
Run # 2							Front Tyre		Slick-Hard		Rear Tyre		Slick-Hard			
							7 Laps at start				7 Laps at start					
8	9'18.964	30.630	30.945	27.739	28.140		3	1'54.282	28.139	30.592	27.462	28.089	346.1			
9	1'53.672	27.899	30.363	27.372	28.038	338.5	4	1'54.978 *	28.351*	30.831	27.574	28.222	340.6			
10	2'06.898	28.058	38.354	32.241	28.245	337.5	5	1'54.329	27.992	30.644	27.522	28.171	341.7			
11	1'54.350	28.134	30.518	27.614	28.084	341.7	6	1'58.335	28.200	32.538	29.196	28.401	340.6			
12	1'54.380	28.031	30.676	27.567	28.106	339.6	7	1'54.744	28.120	30.748	27.601	28.275	337.5			
							Run # 2		Front Tyre		Slick-Soft		Rear Tyre		Slick-Soft	
									3 Laps at start				3 Laps at start			

6th 88 Miguel OLIVEIRA APRILIA POR
 CryptoDATA RNF MotoGP Team
 Runs=2 Total laps=12 Full laps=9 Valid laps=8

Run #	Front Tyre	Slick-Hard	Rear Tyre	Slick-Hard
		New Tyre		New Tyre
1	2'36.567	30.072	32.673	28.754
2	1'55.750	28.569	31.206	27.659
3	1'54.364	28.164	30.859	27.376
4	1'57.046 *	28.118*	32.596	28.009
5	1'53.899	28.010	30.423	27.382
6	2'03.778	29.716	35.608	30.174
7	1'54.293	28.038	30.658	27.528
8	1'59.292 P	29.256	31.942	28.917
Run # 2		Front Tyre		Slick-Soft
		5 Laps at start		3 Laps at start
9	8'23.007	30.135	31.740	28.461
10	1'55.447	28.515	30.953	27.762
11	1'59.082	31.050	31.482	28.101
12	1'54.185	28.033	30.560	27.469

7th 5 Johann ZARCO DUCATI FRA
 Prima Pramac Racing
 Runs=3 Total laps=11 Full laps=6 Valid laps=6

Run #	Front Tyre	Slick-Hard	Rear Tyre	Slick-Soft
		10 Laps at start		4 Laps at start
1	2'42.069	28.785	31.962	28.363
2	1'55.632	28.560	30.952	27.888
3	2'06.673 P	28.285	34.632	27.994
Run # 2		Front Tyre		Slick-Hard
		New Tyre		New Tyre
4	5'17.833	29.848	32.271	28.321
5	1'55.038	28.346	30.977	27.617
6	1'54.485	28.208	30.657	27.574
7	1'59.556	28.234	35.548	27.698
8	1'56.094	28.046	32.022	27.797
9	1'59.904 P	28.168	30.912	29.715
Run # 3		Front Tyre		Slick-Hard
		6 Laps at start		6 Laps at start
10	7'29.901	28.214	31.051	27.573
11	1'53.916	27.987	30.546	27.328

8th 12 Maverick VIÑALES APRILIA SPA
 Aprilia Racing
 Runs=2 Total laps=12 Full laps=9 Valid laps=7

9th 73 Alex MARQUEZ DUCATI SPA
 Gresini Racing MotoGP
 Runs=2 Total laps=8 Full laps=5 Valid laps=7

Run #	Front Tyre	Slick-Hard	Rear Tyre	Slick-Hard
		New Tyre		New Tyre
1	2'06.940	29.494	32.931	28.727
2	1'55.339	28.738	31.058	27.539
3	1'54.135	28.290	30.669	27.270
unfinished				335.4
Run # 2		Front Tyre		Slick-Hard
		3 Laps at start		3 Laps at start
4	2'04.259 *	30.664*	36.332	28.498
5	1'55.058	28.473	30.949	27.550
6	1'54.786	28.815	30.764	27.296
7	1'54.048	28.030	30.706	27.300
8	1'54.050	28.087	30.614	27.266

10th 1 Francesco BAGNAIA DUCATI ITA
 Ducati Lenovo Team
 Runs=3 Total laps=10 Full laps=6 Valid laps=6

Run #	Front Tyre	Slick-Hard	Rear Tyre	Slick-Hard
		New Tyre		5 Laps at start
1	3'24.537 P	29.729	41.171	36.077
Run # 2		Front Tyre		Slick-Hard
		1 Laps at start		6 Laps at start
2	6'06.379	29.994	31.994	28.099
3	1'54.734	28.428	30.780	27.587
4	1'54.253	28.084	30.562	27.522
5	1'56.122	28.077	31.645	28.289
6	1'54.131	28.067	30.662	27.463
7	2'00.086 P	30.273	32.706	28.025
Run # 3		Front Tyre		Slick-Hard
		7 Laps at start		12 Laps at start
8	8'41.657	30.641	31.457	27.741
9	1'54.174	28.245	30.575	27.428
10	1'54.069	27.984	30.623	27.421

Fastest Lap: Fabio QUARTARARO Monster Energy Yama FRA **1'53.531** 27.958 30.397 27.251 27.925

These data/results cannot be reproduced, stored and/or transmitted in whole or in part by any manner of electronic, mechanical, photocopying, recording, broadcasting or otherwise now known or herein after developed without the previous express consent by the copyright owner, except for reproduction in daily press and regular printed publications on sale to the public within 60 days of the event related to those data/results and always provided that copyright symbol appears together as follows below.
 © DORNA, 2023

Official MotoGP Timing by TISSOT
 www.motogp.com



Doha, Saturday, November 18, 2023

Free Practice Nr. 2

MotoGP

Lap	Lap Time	T1	T2	T3	T4	Speed	Lap	Lap Time	T1	T2	T3	T4	Speed	
11th	25	Raul FERNANDEZ APRILIA SPA						14th	10	Luca MARINI DUCATI ITA				
CryptoDATA RNF MotoGP Team							Mooney VR46 Racing Team							
Runs=2 Total laps=10 Full laps=6 Valid laps=5							Runs=2 Total laps=13 Full laps=10 Valid laps=9							
Run #	1	Front Tyre	Slick-Hard	Rear Tyre	Slick-Hard		Run #	1	Front Tyre	Slick-Hard	Rear Tyre	Slick-Hard		
			New Tyre		New Tyre					New Tyre		4 Laps at start		
1	2'55.344	29.542	31.665	27.705	28.177		1	2'50.480	28.709	32.479	28.539	28.786		
2	1'54.637	28.310	30.559	27.686	28.082	335.4	2	1'55.682	28.795	31.009	27.653	28.225	339.6	
3	1'54.146	28.249	30.570	27.240	28.087	336.4	3	1'54.756	28.190	30.772	27.515	28.279	341.7	
4	1'53.883 *	28.211*	30.452	27.199	28.021	335.4	4	1'54.642 *	28.164*	30.802	27.458	28.218	342.8	
5	1'59.728	32.277	31.479	27.553	28.419	337.5	5	1'54.205	27.996	30.688	27.460	28.061	346.1	
6	1'54.082	28.165	30.387	27.206	28.324	335.4	6	1'54.305	28.022	30.691	27.478	28.114	346.1	
7	2'05.589 P	35.602	32.282	27.752	29.953	334.3	7	2'06.097 P	32.082	33.415	30.309	30.291	346.1	
Run #	2	Front Tyre	Slick-Hard	Rear Tyre	Slick-Hard		Run #	2	Front Tyre	Slick-Soft	Rear Tyre	Slick-Soft		
			7 Laps at start		7 Laps at start					12 Laps at start		4 Laps at start		
8	8'43.351	29.394	31.541	27.665	28.359		8	6'41.602	29.360	32.170	28.440	28.528		
9	1'54.225	28.231	30.545	27.295	28.154	334.3	9	1'55.033	28.166	30.682	27.921	28.264	338.5	
10	4'30.622 P	28.049	30.432	27.236	3'04.905	335.4	10	1'54.488	28.145	30.719	27.417	28.207	338.5	
12th	23	Enea BASTIANINI DUCATI ITA						15th	33	Brad BINDER KTM RSA				
Ducati Lenovo Team							Red Bull KTM Factory Racing							
Runs=2 Total laps=12 Full laps=9 Valid laps=8							Runs=2 Total laps=10 Full laps=7 Valid laps=6							
Run #	1	Front Tyre	Slick-Hard	Rear Tyre	Slick-Hard		Run #	1	Front Tyre	Slick-Hard	Rear Tyre	Slick-Hard		
			New Tyre		New Tyre					New Tyre		New Tyre		
1	3'31.529	30.142	32.650	28.505	28.692		1	2'29.281	35.801	35.009	29.928	29.269		
2	1'55.496	28.663	30.931	27.706	28.196	339.6	2	2'11.000	29.046	31.128	41.766	29.060	340.6	
3	1'54.796	28.311	30.682	27.675	28.128	338.5	3	1'58.161	28.242	30.734	30.380	28.805	345.0	
4	1'54.405	28.139	30.692	27.487	28.087	339.6	4	1'55.235 *	28.188*	31.199	27.581	28.267	340.6	
5	1'59.972 P	30.423	31.793	27.945	29.811	340.6	5	1'57.380	28.537	32.867	27.840	28.136	336.4	
Run #	2	Front Tyre	Slick-Hard	Rear Tyre	Slick-Hard		Run #	2	Front Tyre	Slick-Hard	Rear Tyre	Slick-Hard		
			5 Laps at start		5 Laps at start					New Tyre		7 Laps at start		
6	8'43.748	29.432	31.226	27.847	28.163		6	1'54.375	27.942	30.670	27.502	28.261	343.9	
7	1'54.272	28.181	30.499	27.479	28.113	339.6	7	2'00.175 P	28.715	31.023	27.837	32.600	345.0	
8	1'54.419	28.143	30.715	27.439	28.122	339.6	8	11'39.159	31.537	35.784	28.552	34.924		
9	2'05.663	28.936	34.787	32.865	29.075	339.6	9	1'55.620	28.882	30.864	27.683	28.191	335.4	
10	1'54.057 *	28.083	30.530	27.389	28.055*	341.7	10	2'01.087	27.932	30.442	30.069	32.644	345.0	
11	1'59.430	28.150	30.703	32.186	28.391	339.6								
12	1'54.111	27.940	30.647	27.425	28.099	342.8								
13th	72	Marco BEZZECCHI DUCATI ITA						16th	93	Marc MARQUEZ HONDA SPA				
Mooney VR46 Racing Team							Repsol Honda Team							
Runs=2 Total laps=9 Full laps=5 Valid laps=4							Runs=2 Total laps=12 Full laps=9 Valid laps=7							
Run #	1	Front Tyre	Slick-Hard	Rear Tyre	Slick-Hard		Run #	1	Front Tyre	Slick-Hard	Rear Tyre	Slick-Soft		
			New Tyre		New Tyre					4 Laps at start		4 Laps at start		
1	2'31.444	33.303	35.174	31.558	29.508		1	4'09.437	31.654	32.882	29.115	29.268		
2	1'56.490	28.735	30.961	27.926	28.868	343.9	2	1'59.388	28.716	31.137	29.962	29.573	335.4	
3	1'55.176	28.331	30.978	27.456	28.411	339.6	3	1'58.677 *	29.006*	33.533	27.779	28.359	337.5	
4	2'04.361 *	28.514*	32.094	35.464	28.289	339.6	4	1'54.607	28.358	30.587	27.541	28.121	337.5	
5	1'54.481	28.029	30.784	27.361	28.307	347.2	5	1'56.975	28.759	30.793	28.174	29.249	336.4	
6	1'55.731 P	27.991	30.858	27.365	29.517	347.2	6	1'58.725 P	28.854	31.400	28.729	29.742	338.5	
Run #	2	Front Tyre	Slick-Hard	Rear Tyre	Slick-Hard		Run #	2	Front Tyre	Slick-Hard	Rear Tyre	Slick-Hard		
			6 Laps at start		6 Laps at start					10 Laps at start		4 Laps at start		
7	8'13.245	28.980	32.030	27.772	30.146		7	7'52.546	31.498	33.002	29.067	29.122		
8	1'54.190	28.019	30.699	27.297	28.175	342.8	8	1'58.544	29.111	31.772	28.685	28.976	333.3	
9	1'56.218 P	27.977	30.473	27.347	30.421	342.8	9	2'03.696	28.205	34.263	30.962	30.266	336.4	

Fastest Lap: Fabio QUARTARARO Monster Energy Yama FRA **1'53.531** 27.958 30.397 27.251 27.925

These data/results cannot be reproduced, stored and/or transmitted in whole or in part by any manner of electronic, mechanical, photocopying, recording, broadcasting or otherwise now known or herein after developed without the previous express consent by the copyright owner, except for reproduction in daily press and regular printed publications on sale to the public within 60 days of the event related to those data/results and always provided that copyright symbol appears together as follows below.
© DORNA, 2023



Free Practice Nr. 2

MotoGP

Lap	Lap Time	T1	T2	T3	T4	Speed	Lap	Lap Time	T1	T2	T3	T4	Speed				
11	1'57.586	28.219	30.673	29.898	28.796	333.3	8	1'55.058	28.267	30.767	27.686	28.338	336.4				
12	1'54.479	28.322	30.552	27.434	28.171	333.3	9	1'58.883	28.281	34.023	28.170	28.409	336.4				
17th	37	Augusto FERNANDEZ KTM SPA GASGAS Factory Racing Tech3 Runs=2 Total laps=10 Full laps=6 Valid laps=5						10	1'55.249	28.236	30.853	27.676	28.484	335.4			
Run # 1	Front Tyre	Slick-Hard	Rear Tyre	Slick-Medium					20th	44	Poi ESPARGARO KTM SPA GASGAS Factory Racing Tech3 Runs=2 Total laps=9 Full laps=5 Valid laps=4						
		4 Laps at start		New Tyre					Run # 1	Front Tyre	Slick-Hard	Rear Tyre	Slick-Hard				
1	2'30.853	30.205	32.989	30.021	30.046							4 Laps at start		New Tyre			
2	1'57.522	28.957	31.127	28.048	29.390	337.5					1	2'30.112	31.127	36.056	32.539	29.376	
3	1'54.904	28.322	30.819	27.494	28.269	335.4					2	2'00.081	28.923	31.213	31.152	28.793	342.8
4	2'05.071 *	28.796*	31.024	36.586	28.665	335.4					3	1'54.866	28.119	31.002	27.616	28.129	342.8
5	1'56.416 P	28.377	30.856	27.782	29.401	338.5					4	1'55.101 *	28.243*	30.793	27.658	28.407	342.8
Run # 2	Front Tyre	Slick-Soft	Rear Tyre	Slick-Medium					Run # 2	Front Tyre	Slick-Soft	Rear Tyre	Slick-Hard				
		7 Laps at start		5 Laps at start							4 Laps at start		6 Laps at start				
6	10'06.907	31.958	36.629	27.791	30.112					5	2'00.697	31.720	33.153	27.693	28.131	336.4	
7	1'54.541	28.250	30.672	27.447	28.172	339.6					6	2'06.799 P	28.074	30.884	37.518	30.323	342.8
8	1'54.829	28.344	30.700	27.485	28.300	337.5					Run # 2	Front Tyre	Slick-Soft	Rear Tyre	Slick-Hard		
9	1'56.943	28.302	30.872	27.677	30.092	334.3							4 Laps at start		6 Laps at start		
10	1'57.319 P	28.422	31.095	27.790	30.012	334.3					7	8'31.229	30.219	32.689	28.629	29.087	
18th	27	Iker LECUONA HONDA SPA LCR Honda CASTROL Runs=2 Total laps=14 Full laps=10 Valid laps=9															
Run # 1	Front Tyre	Slick-Hard	Rear Tyre	Slick-Hard					21st	43	Jack MILLER KTM AUS Red Bull KTM Factory Racing Runs=2 Total laps=12 Full laps=8 Valid laps=7						
		New Tyre		New Tyre					Run # 1	Front Tyre	Slick-Hard	Rear Tyre	Slick-Hard				
1	2'17.231	29.994	32.890	28.874	29.126							7 Laps at start		7 Laps at start			
2	1'56.567	29.093	31.015	27.853	28.606	334.3					1	2'15.450	30.699	33.297	29.138	28.895	
3	1'55.973	28.643	30.914	27.900	28.516	334.3					2	1'56.948	28.851	31.282	28.302	28.513	336.4
4	1'56.777 *	28.626*	31.821	27.914	28.416	337.5					3	1'55.950	28.496	31.183	27.762	28.509	337.5
5	1'55.469	28.505	30.905	27.733	28.326	331.2					4	2'00.951 *	29.325*	34.779	28.429	28.418	336.4
6	1'56.622	28.915	30.914	28.126	28.667	331.2					5	1'59.221 P	28.222	31.444	28.649	30.906	338.5
7	1'57.272 P	28.593	30.877	27.878	29.924	331.2					Run # 2	Front Tyre	Slick-Soft	Rear Tyre	Slick-Soft		
Run # 2	Front Tyre	Slick-Hard	Rear Tyre	Slick-Medium							5 Laps at start		3 Laps at start				
		7 Laps at start		New Tyre					6	8'02.502	29.804	31.882	28.222	28.855			
8	5'13.358	28.987	31.286	28.221	28.583					7	1'55.019	28.282	30.787	27.613	28.337	336.4	
9	1'54.821	28.504	30.614	27.499	28.204	331.2					8	1'55.078	28.098	30.832	27.758	28.390	338.5
10	1'54.901	28.329	30.635	27.617	28.320	332.3					9	1'55.453	28.260	30.912	27.820	28.461	337.5
11	2'00.411	28.384	34.659	28.421	28.947	333.3					10	2'03.193	30.891	34.653	28.864	28.785	337.5
12	1'58.702	28.496	33.184	28.373	28.649	333.3					11	2'01.920	28.271	31.233	30.012	32.404	337.5
13	1'58.317	28.484	30.934	29.984	28.915	333.3					12	1'58.952 P	28.243	31.332	29.132	30.245	341.7
14	1'57.603 P	28.518	30.954	28.008	30.123	340.6					Run # 2	Front Tyre	Slick-Soft	Rear Tyre	Slick-Soft		
19th	30	Takaaki NAKAGAMI HONDA JPN LCR Honda IDEMITSU Runs=2 Total laps=11 Full laps=7 Valid laps=6															
Run # 1	Front Tyre	Slick-Hard	Rear Tyre	Slick-Medium					22nd	36	Joan MIR HONDA SPA Repsol Honda Team Runs=3 Total laps=11 Full laps=6 Valid laps=6						
		New Tyre		New Tyre					Run # 1	Front Tyre	Slick-Hard	Rear Tyre	Slick-Soft				
1	2'27.244	32.528	34.296	29.607	30.521							4 Laps at start					
2	2'05.381	29.455	35.345	30.234	30.347	329.2					1	2'30.329	29.845	33.042	29.704	29.300	
3	1'54.846	28.547	30.767	27.485	28.047	338.5					2	1'58.799	28.876	31.313	27.871	30.739	346.1
4	1'54.515 *	28.142*	30.754	27.517	28.102	338.5					3	1'55.460	28.592	30.881	27.691	28.296	339.6
5	2'04.599 P	31.293	33.820	29.128	30.358	334.3					4	2'01.122 P	28.268*	31.682	28.818	32.354	340.6
Run # 2	Front Tyre	Slick-Hard	Rear Tyre	Slick-Medium					Run # 2	Front Tyre	Slick-Hard	Rear Tyre	Slick-Soft				
		5 Laps at start		5 Laps at start							4 Laps at start		2 Laps at start				
6	8'09.753	30.681	33.320	29.171	29.310					5	7'14.870	28.687	31.751	28.214	28.435		
7	1'56.490	28.851	31.147	28.062	28.430	330.2					6	1'55.800	28.616	30.954	27.864	28.366	333.3
											7	1'55.370	28.477	30.797	27.703	28.393	334.3
											8	2'00.451 P	28.474	30.929	29.804	31.244	334.3

Fastest Lap: Fabio QUARTARARO Monster Energy Yama FRA 1'53.531 27.958 30.397 27.251 27.925

These data/results cannot be reproduced, stored and/or transmitted in whole or in part by any manner of electronic, mechanical, photocopying, recording, broadcasting or otherwise now known or herein after developed without the previous express consent by the copyright owner, except for reproduction in daily press and regular printed publications on sale to the public within 60 days of the event related to those data/results and always provided that copyright symbol appears together as follows below.
© DORNA, 2023

Official MotoGP Timing by TISSOT
www.motogp.com

Doha, Saturday, November 18, 2023

Page 4 of 5



Free Practice Nr. 2

MotoGP

Lap	Lap Time	T1	T2	T3	T4	Speed	Lap	Lap Time	T1	T2	T3	T4	Speed
Run #	3	Front Tyre	Slick-Hard		Rear Tyre	Slick-Hard							
		8 Laps at start						New Tyre					
9	5'30.805	28.413	31.837	28.531	28.558								
10	1'55.771	28.579	31.020	27.842	28.330	336.4							
11	1'55.475	28.516	30.838	27.776	28.345	338.5							

Fastest Lap:	Fabio QUARTARARO	Monster Energy Yama	FRA	1'53.531	27.958	30.397	27.251	27.925
---------------------	------------------	---------------------	-----	-----------------	--------	--------	--------	--------

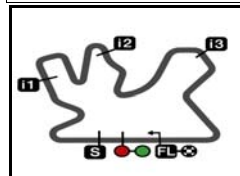
These data/results cannot be reproduced, stored and/or transmitted in whole or in part by any manner of electronic, mechanical, photocopying, recording, broadcasting or otherwise now known or herein after developed without the previous express consent by the copyright owner, except for reproduction in daily press and regular printed publications on sale to the public within 60 days of the event related to those data/results and always provided that copyright symbol appears together as follows below.
© DORNA, 2023

Official MotoGP Timing by **TISSOT**
www.motogp.com

Doha, Saturday, November 18, 2023

Page 5 of 5






5380 m.

QATAR AIRWAYS GRAND PRIX OF QATAR

Free Practice Nr. 2

Combined Practice Times

7

	Rider	Nation	Team	MOTORCYCLE	FP1	FP2	Gap
1	20 F.QUARTARARO	FRA	Monster Energy Yamaha MotoGP	YAMAHA	1'56.961 17	1'53.531 11	
2	89 J.MARTIN	SPA	Prima Pramac Racing	DUCATI	1'56.393 14	1'53.604 12	0.073 0.073
3	41 A.ESPARGARO	SPA	Aprilia Racing	APRILIA	1'56.820 14	1'53.604 7	0.073
4	49 F.DI GIANNANTO	ITA	Gresini Racing MotoGP	DUCATI	1'56.830 13	1'53.657 8	0.126 0.053
5	21 F.MORBIDELLI	ITA	Monster Energy Yamaha MotoGP	YAMAHA	1'56.804 14	1'53.672 9	0.141 0.015
6	88 M.OLIVEIRA	POR	CryptoDATA RNF MotoGP Team	APRILIA	1'57.606 14	1'53.899 5	0.368 0.227
7	5 J.ZARCO	FRA	Prima Pramac Racing	DUCATI	1'56.565 14	1'53.916 11	0.385 0.017
8	12 M.VIÑALES	SPA	Aprilia Racing	APRILIA	1'56.975 10	1'54.039 11	0.508 0.123
9	73 A.MARQUEZ	SPA	Gresini Racing MotoGP	DUCATI	1'57.835 9	1'54.048 7	0.517 0.009
10	1 F.BAGNAIA	ITA	Ducati Lenovo Team	DUCATI	1'56.622 17	1'54.069 10	0.538 0.021
11	25 R.FERNANDEZ	SPA	CryptoDATA RNF MotoGP Team	APRILIA	1'56.685 16	1'54.082 6	0.551 0.013
12	23 E.BASTIANINI	ITA	Ducati Lenovo Team	DUCATI	1'57.982 6	1'54.111 12	0.580 0.029
13	72 M.BEZZECCHI	ITA	Mooney VR46 Racing Team	DUCATI	1'58.071 16	1'54.190 8	0.659 0.079
14	10 L.MARINI	ITA	Mooney VR46 Racing Team	DUCATI	1'56.819 14	1'54.205 5	0.674 0.015
15	33 B.BINDER	RSA	Red Bull KTM Factory Racing	KTM	1'56.894 16	1'54.375 6	0.844 0.170
16	93 M.MARQUEZ	SPA	Repsol Honda Team	HONDA	1'58.193 17	1'54.479 12	0.948 0.104
17	37 A.FERNANDEZ	SPA	GASGAS Factory Racing Tech3	KTM	1'57.096 12	1'54.541 7	1.010 0.062
18	27 I.LECUONA	SPA	LCR Honda CASTROL	HONDA	1'58.344 16	1'54.821 9	1.290 0.280
19	30 T.NAKAGAMI	JPN	LCR Honda IDEMITSU	HONDA	2'00.429 4	1'54.846 3	1.315 0.025
20	44 P.ESPARGARO	SPA	GASGAS Factory Racing Tech3	KTM	1'56.885 16	1'54.866 3	1.335 0.020
21	43 J.MILLER	AUS	Red Bull KTM Factory Racing	KTM	1'57.060 17	1'55.019 7	1.488 0.153
22	36 J.MIR	SPA	Repsol Honda Team	HONDA	1'58.177 15	1'55.370 7	1.839 0.351

Pole Position Record:	2021	Francesco BAGNAIA	1'52.772	171.7 Km/h
Best Race Lap:	2022	Enea BASTIANINI	1'54.338	169.3 Km/h
All Time Lap Record:	2021	Francesco BAGNAIA	1'52.772	171.7 Km/h

The results are provisional until the end of the limit for protest and appeals.

Time limit for protest expires 60' after publication of the results - Time:

These data/results cannot be reproduced, stored and/or transmitted in whole or in part by any manner of electronic, mechanical, photocopying, recording, broadcasting or otherwise now known or herein after developed without the previous express consent by the copyright owner, except for reproduction in daily press and regular printed publications on sale to the public within 60 days of the event related to those data/results and always provided that copyright symbol appears together as follows below.

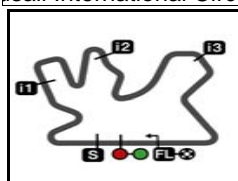
© DORNA, 2023

Official MotoGP Timing by TISSOT

www.motogp.com

Doha, Saturday, November 18, 2023





5380 m.

QATAR AIRWAYS GRAND PRIX OF QATAR

Free Practice Nr. 2

Best Partial Times

MotoGP™

IT Ideal Lap Time, sum of the best partial times

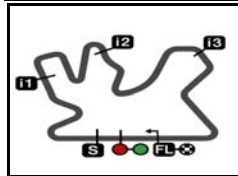
BT Best Lap Time

T1		T2		T3		T4				<i>IT</i>	<i>BT</i>	
Pos	Rider	Time	Rider	Time	Rider	Time	Rider	Time	Pos	Rider		
1	M.VIÑALES	27.890	M.VIÑALES	30.302	M.VIÑALES	27.141	F.DI GIANNANTO	27.855	1	M.VIÑALES	1'53.422	1'54.039 (8)
2	F.MORBIDELLI	27.899	F.MORBIDELLI	30.363	R.FERNANDEZ	27.199	F.QUARTARARO	27.899	2	F.QUARTARARO	1'53.437	1'53.531 (1)
3	F.QUARTARARO	27.904	F.QUARTARARO	30.383	J.MARTIN	27.232	A.MARQUEZ	27.906	3	F.DI GIANNAN	1'53.492	1'53.657 (4)
4	B.BINDER	27.932	R.FERNANDEZ	30.387	F.QUARTARARO	27.251	A.ESPARGARO	27.912	4	J.MARTIN	1'53.532	1'53.604 (2)
5	E.BASTIANINI	27.940	F.DI GIANNANTO	30.393	A.ESPARGARO	27.254	F.BAGNAIA	27.926	5	A.ESPARGAR	1'53.604	1'53.604 (3)
6	A.ESPARGARO	27.958	J.MARTIN	30.393	F.DI GIANNANTO	27.262	J.MARTIN	27.938	6	F.MORBIDELLI	1'53.639	1'53.672 (5)
7	J.MARTIN	27.969	M.OLIVEIRA	30.423	A.MARQUEZ	27.266	J.ZARCO	27.941	7	R.FERNANDEZ	1'53.656	1'54.082 (11)
8	M.BEZZECCHI	27.977	B.BINDER	30.442	M.BEZZECCHI	27.297	M.OLIVEIRA	27.965	8	M.OLIVEIRA	1'53.774	1'53.899 (6)
9	F.DI GIANNANTO	27.982	M.BEZZECCHI	30.473	J.ZARCO	27.328	F.MORBIDELLI	28.005	9	J.ZARCO	1'53.802	1'53.916 (7)
10	F.BAGNAIA	27.984	A.ESPARGARO	30.480	F.MORBIDELLI	27.372	R.FERNANDEZ	28.021	10	A.MARQUEZ	1'53.816	1'54.048 (9)
11	J.ZARCO	27.987	E.BASTIANINI	30.499	M.OLIVEIRA	27.376	T.NAKAGAMI	28.047	11	F.BAGNAIA	1'53.893	1'54.069 (10)
12	L.MARINI	27.996	J.ZARCO	30.546	E.BASTIANINI	27.389	L.MARINI	28.061	12	E.BASTIANINI	1'53.915	1'54.111 (12)
13	M.OLIVEIRA	28.010	M.MARQUEZ	30.552	L.MARINI	27.417	E.BASTIANINI	28.087	13	M.BEZZECCHI	1'53.922	1'54.190 (13)
14	A.MARQUEZ	28.030	F.BAGNAIA	30.562	F.BAGNAIA	27.421	M.VIÑALES	28.089	14	B.BINDER	1'54.012	1'54.375 (15)
15	R.FERNANDEZ	28.049	I.LECUONA	30.614	M.MARQUEZ	27.434	M.MARQUEZ	28.121	15	L.MARINI	1'54.156	1'54.205 (14)
16	P.ESPARGARO	28.074	A.MARQUEZ	30.614	A.FERNANDEZ	27.447	P.ESPARGARO	28.129	16	M.MARQUEZ	1'54.293	1'54.479 (16)
17	J.MILLER	28.098	A.FERNANDEZ	30.672	T.NAKAGAMI	27.485	B.BINDER	28.136	17	T.NAKAGAMI	1'54.522	1'54.846 (19)
18	M.MARQUEZ	28.186	L.MARINI	30.682	I.LECUONA	27.499	A.FERNANDEZ	28.172	18	A.FERNANDEZ	1'54.541	1'54.541 (17)
19	T.NAKAGAMI	28.236	T.NAKAGAMI	30.754	B.BINDER	27.502	M.BEZZECCHI	28.175	19	P.ESPARGAR	1'54.612	1'54.866 (20)
20	A.FERNANDEZ	28.250	J.MILLER	30.787	J.MILLER	27.613	I.LECUONA	28.204	20	I.LECUONA	1'54.646	1'54.821 (18)
21	I.LECUONA	28.329	P.ESPARGARO	30.793	P.ESPARGARO	27.616	J.MIR	28.296	21	J.MILLER	1'54.835	1'55.019 (21)
22	J.MIR	28.474	J.MIR	30.797	J.MIR	27.691	J.MILLER	28.337	22	J.MIR	1'55.258	1'55.370 (22)

These data/results cannot be reproduced, stored and/or transmitted in whole or in part by any manner of electronic, mechanical, photocopying, recording, broadcasting or otherwise now known or herein after developed without the previous express consent by the copyright owner, except for reproduction in daily press and regular printed publications on sale to the public within 60 days of the event related to those data/results and always provided that copyright symbol appears together as follows below.
© DORNA, 2023

Official MotoGP Timing by **TISSOT**
www.motogp.com






5380 m.

QATAR AIRWAYS GRAND PRIX OF QATAR

Free Practice Nr. 2

Fastest Laps Sequence

<i>Practice Time</i>	 <i>Rider</i>	<i>Nation</i>	<i>Motorcycle</i>	<i>Time</i>	<i>Km/h</i>	<i>Rider's Lap</i>
3'58.431	20 Fabio QUARTARARO	FRA	YAMAHA	1'55.227	168.0	2
4'38.164	41 Aleix ESPARGARO	SPA	APRILIA	1'55.206	168.1	2
4'49.981	25 Raul FERNANDEZ	SPA	APRILIA	1'54.637	168.9	2
5'52.424	20 Fabio QUARTARARO	FRA	YAMAHA	1'53.993	169.9	3
9'40.615	20 Fabio QUARTARARO	FRA	YAMAHA	1'53.864	170.0	5
11'34.351	20 Fabio QUARTARARO	FRA	YAMAHA	1'53.736	170.2	6
13'28.002	20 Fabio QUARTARARO	FRA	YAMAHA	1'53.651	170.4	7
14'16.890	41 Aleix ESPARGARO	SPA	APRILIA	1'53.604	170.4	7
27'57.443	20 Fabio QUARTARARO	FRA	YAMAHA	1'53.531	170.5	11

These data/results cannot be reproduced, stored and/or transmitted in whole or in part by any manner of electronic, mechanical, photocopying, recording, broadcasting or otherwise now known or herein after developed without the previous express consent by the copyright owner, except for reproduction in daily press and regular printed publications on sale to the public within 60 days of the event related to those data/results and always provided that copyright symbol appears together as follows below.

© DORNA, 2023

Official MotoGP Timing by TISSOT
www.motogp.com

Doha, Saturday, November 18, 2023

