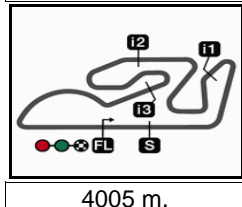



GRAN PREMIO MOTUL DE LA COMUNITAT VALENCIANA

Qualifying Nr. 1

Classification



4005 m.

	Rider	Nation	Team	Motorcycle	Time	Lap	Total	Gap	Top Speed
1	12 Filip SALAC	CZE	QJMOTOR Gresini Moto2	KALEX	1'33.754	8	8		272.8
2	35 Somkiat CHANTRA	THA	IDEMITSU Honda Team Asia	KALEX	1'33.851	6	9	0.097	0.097 272.8
3	79 Ai OGURA	JPN	IDEMITSU Honda Team Asia	KALEX	1'33.940	5	9	0.186	0.089 270.7
4	16 Joe ROBERTS	USA	Italtrans Racing Team	KALEX	1'33.944	7	10	0.190	0.004 268.5
5	14 Tony ARBOLINO	ITA	Elf Marc VDS Racing Team	KALEX	1'34.105	9	9	0.351	0.161 272.8
6	84 Zonta VD GOORBERGH	NED	Fieten Olie Racing GP	KALEX	1'34.158	9	9	0.404	0.053 270.7
7	3 Lukas TULOVIC	GER	Liqui Moly Husqvarna Intact GP	KALEX	1'34.218	3	9	0.464	0.060 270.7
8	17 Alex ESCRIG	SPA	Forward Team	FORWARD	1'34.248	4	10	0.494	0.030 271.7
9	52 Jeremy ALCOBA	SPA	QJMOTOR Gresini Moto2	KALEX	1'34.287	7	9	0.533	0.039 272.8
10	44 Matteo FERRARI	ITA	QJMOTOR Gresini Moto2	KALEX	1'34.457	6	10	0.703	0.170 269.6
11	15 Darryn BINDER	RSA	Liqui Moly Husqvarna Intact GP	KALEX	1'34.474	3	9	0.720	0.017 277.2
12	33 Rory SKINNER	GBR	OnlyFans American Racing	KALEX	1'34.618	8	10	0.864	0.144 271.7
13	64 Bo BENDSNEYDER	NED	Pertamina Mandalika SAG Team	KALEX	1'34.621	3	9	0.867	0.003 269.6
14	45 Hector GARZO	SPA	Fieten Olie Racing GP	NTS	1'34.632	7	9	0.878	0.011 270.7
15	23 Taiga HADA	JPN	Pertamina Mandalika SAG Team	KALEX	1'34.946	3	6	1.192	0.314 271.7
16	9 Mattia CASADEI	ITA	Fantic Racing	KALEX	1'35.063	3	10	1.309	0.117 271.7
17	5 Kohta NOZANE	JPN	Correos Prepagó Yamaha VR46 T	KALEX	1'35.089	4	6	1.335	0.026 269.6
18	4 Sean Dylan KELLY	USA	Forward Team	FORWARD	1'35.470	3	9	1.716	0.381 273.9

Practice condition: **Dry**Air: **18°**Humidity: **39%**Ground: **25°**

Fastest Lap:	Lap: 8	Filip SALAC	1'33.754	153.7 Km/h
Best Race Lap:	2019	Thomas LUTHI	1'34.820	152.0 Km/h
All Time Lap Record:	2023	Fermín ALDEGUER	1'33.264	154.5 Km/h

The results are provisional until the end of the limit for protest and appeals.

Time limit for protest expires 60' after publication of the results - Time:

These data/results cannot be reproduced, stored and/or transmitted in whole or in part by any manner of electronic, mechanical, photocopying, recording, broadcasting or otherwise now known or herein after developed without the previous express consent by the copyright owner, except for reproduction in daily press and regular printed publications on sale to the public within 60 days of the event related to those data/results and always provided that copyright symbol appears together as follows below.

© DORNA, 2023

Official MotoGP Timing by TISSOT
www.motogp.com

Cheste, Saturday, November 25, 2023



GRAN PREMIO MOTUL DE LA COMUNITAT VALENCIANA

Qualifying Nr. 1

Top Speed & Average

21A



Rider

Nation

Motorcycle

Top 5 speeds

Average

Top

Rider	Nation	Motorcycle	Top 5 speeds					Average	Top
15 Darryn BINDER	RSA	KALEX	277.2	275.0	275.0	272.8	271.7	273.6	277.2
4 Sean Dylan KELLY	USA	FORWARD	273.9	272.8	271.7	270.7	268.5	270.7	273.9
12 Filip SALAC	CZE	KALEX	272.8	272.8	271.7	270.7	269.6	271.2	272.8
14 Tony ARBOLINO	ITA	KALEX	272.8	272.8	271.7	271.7	271.7	272.1	272.8
35 Somkiat CHANTRA	THA	KALEX	272.8	271.7	270.7	270.7	270.7	271.2	272.8
52 Jeremy ALCOBA	SPA	KALEX	272.8	271.7	271.7	270.7	269.6	271.0	272.8
9 Mattia CASADEI	ITA	KALEX	271.7	270.7	270.7	270.7	269.6	270.5	271.7
17 Alex ESCRIG	SPA	FORWARD	271.7	270.7	269.6	269.6	269.6	270.1	271.7
23 Taiga HADA	JPN	KALEX	271.7	270.7	270.7	256.5		267.4	271.7
33 Rory SKINNER	GBR	KALEX	271.7	270.7	269.6	269.6	269.6	270.2	271.7
3 Lukas TULOVIC	GER	KALEX	270.7	269.6	269.6	269.6	268.5	269.4	270.7
45 Hector GARZO	SPA	NTS	270.7	270.7	270.7	270.7	268.5	269.6	270.7
79 Ai OGURA	JPN	KALEX	270.7	269.6	269.6	269.6	269.6	269.8	270.7
84 Zonta VD GOORBERGH	NED	KALEX	270.7	268.5	267.5	267.5	267.5	268.3	270.7
5 Kohta NOZANE	JPN	KALEX	269.6	263.4	262.4	261.4	261.4	263.6	269.6
44 Matteo FERRARI	ITA	KALEX	269.6	269.6	268.5	268.5	268.5	268.8	269.6
64 Bo BENDSNEYDER	NED	KALEX	269.6	268.5	268.5	268.5	268.5	268.7	269.6
16 Joe ROBERTS	USA	KALEX	268.5	268.5	267.5	267.5	267.5	267.8	268.5

These data/results cannot be reproduced, stored and/or transmitted in whole or in part by any manner of electronic, mechanical, photocopying, recording, broadcasting or otherwise now known or herein after developed without the previous express consent by the copyright owner, except for reproduction in daily press and regular printed publications on sale to the public within 60 days of the event related to those data/results and always provided that copyright symbol appears together as follows below.

© DORNA, 2023

Official MotoGP Timing by TISSOT
www.motogp.com

Cheste, Saturday, November 25, 2023

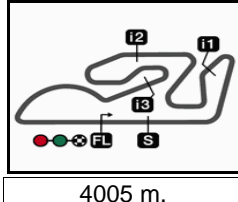


GRAN PREMIO MOTUL DE LA COMUNITAT VALENCIANA

Qualifying Nr. 1

Chronological Analysis of Performances

22A



4005 m.

* Lap / Sector time cancelled

T1 Time from finish line to 1st intermediate

T3 Time from 2nd intermed. to 3rd intermed.

P Crossing the finish line in pit lane

T2 Time from 1st intermed. to 2nd intermed.

T4 Time from 3rd intermediate to finish line

Lap	Lap Time	T1	T2	T3	T4	Speed	Lap	Lap Time	T1	T2	T3	T4	Speed	
1st	12	Filip SALAC QJMOTOR Gresini M CZE						10	1'34.118	21.576	24.980	22.033	25.529	267.5
		Runs=2	Total laps=8	Full laps=5	Valid laps=4									
1	2'06.985	20.920	26.686	23.185	26.637									
2	1'40.016	21.674	25.380	23.001	29.961	270.7								
3	1'34.220	21.440	25.243	22.051	25.486	271.7								
4	1'39.708 *	21.321	25.056	22.160*	31.171*	272.8								
5	1'39.816 P	21.456	25.204	22.733	30.423	269.6								
6	3'19.102	23.716	26.581	22.413	25.903									
7	1'33.870	21.365	25.058	22.022	25.425	269.6								
8	1'33.754	21.251	25.065	22.061	25.377	272.8								
2nd	35	Somkiat CHANTRA IDEMITSU Honda Te THA						5th	14	Tony ARBOLINO Elf Marc VDS Racing ITA				
		Runs=1	Total laps=9	Full laps=7	Valid laps=6				Runs=1	Total laps=9	Full laps=8	Valid laps=7		
1	2'48.114	25.362	27.045	22.821	25.614		1	2'09.954	20.504	30.899	23.034	28.071		
2	1'34.541	21.640	25.406	22.157	25.338	269.6	2	1'35.953	21.901	25.671	22.346	26.035	271.7	
3	1'34.369	21.552	25.193	22.132	25.492	270.7	3	1'34.646	21.605	25.306	22.144	25.591	271.7	
4	1'34.070	21.465	25.125	21.975	25.505	270.7	4	1'41.564 *	21.513	25.233	23.379	31.439*	272.8	
5	1'36.029	22.350	25.796	22.228	25.655	269.6	5	1'37.852	21.545	25.217	22.289	28.801	270.7	
6	1'33.851	21.539	24.984	21.947	25.381	272.8	6	1'39.731	21.701	25.161	26.735	26.134	268.5	
7	1'34.254	21.420	25.214	22.174	25.446	271.7	7	1'34.155	21.448	25.160	22.091	25.456	272.8	
8	1'35.268 *	21.544	25.741*	22.295	25.688	270.7	8	1'34.106	21.483	25.092	22.088	25.443	270.7	
9	1'48.994 P	23.420	29.266	23.396	32.912	270.7	9	1'34.105	21.403	25.129	22.102	25.471	271.7	
3rd	79	Ai OGURA IDEMITSU Honda Te JPN						6th	84	Zonta VD GOORBE Fieten Olie Racing GP NED				
		Runs=1	Total laps=9	Full laps=7	Valid laps=5				Runs=1	Total laps=9	Full laps=8	Valid laps=6		
1	2'50.077	26.351	27.175	22.888	25.749		1	2'33.328	22.302	26.511	22.727	26.257		
2	1'34.412	21.551	25.253	22.175	25.433	267.5	2	1'34.642	21.645	25.466	22.136	25.395	266.5	
3	1'33.987	21.393	25.164	22.048	25.382	269.6	3	1'34.323	21.558	25.147	22.106	25.512	267.5	
4	1'34.052 *	21.288	25.129*	22.013	25.622	269.6	4	1'38.808 *	24.063	26.032	22.689*	26.024*	268.5	
5	1'33.940	21.321	25.099	22.068	25.452	268.5	5	1'38.236	21.508	25.134	22.010	29.584	266.5	
6	1'34.451	21.327	25.132	22.400	25.592	269.6	6	1'36.555	22.424	25.657	22.543	25.931	258.4	
7	1'34.711	21.759	25.261	22.187	25.504	267.5	7	1'34.217	21.471	25.113	22.024	25.609	267.5	
8	1'35.416 *	21.439	26.112*	22.307	25.558	270.7	8	1'42.590 *	23.344	26.385*	22.591	30.270	267.5	
9	1'47.350 P	21.401	27.288	23.805	34.856	269.6	9	1'34.158	21.539	25.064	22.114	25.441	270.7	
4th	16	Joe ROBERTS Italtrans Racing Team USA						7th	3	Lukas TULOVIC Liqui Moly Husqvarna GER				
		Runs=1	Total laps=10	Full laps=9	Valid laps=9				Runs=2	Total laps=9	Full laps=6	Valid laps=5		
1	2'04.546	23.488	29.311	22.873	25.906		1	1'38.607	21.720	26.269	22.623	25.821		
2	1'35.118	21.808	25.339	22.332	25.639	268.5	2	1'37.547	21.626	25.270	23.914	26.737	269.6	
3	1'34.289	21.621	25.038	22.128	25.502	266.5	3	1'34.218	21.504	25.029	22.169	25.516	269.6	
4	1'34.070	21.649	24.977	21.979	25.465	267.5	4	1'39.760 P	21.409	25.294	22.563	30.494	268.5	
5	1'34.318	21.652	25.032	22.102	25.532	266.5	5	2'56.264	21.719	26.089	22.659	25.729		
6	1'34.045	21.504	24.993	22.102	25.446	267.5	6	1'35.039	21.492	25.116	22.730	25.701	268.5	
7	1'33.944	21.494	24.861	22.093	25.496	268.5	7	1'34.233	21.319	25.019	22.085	25.810	270.7	
8	1'34.236	21.587	24.983	22.182	25.484	267.5	8	1'36.861 *	21.458	25.994*	22.592	26.817	266.5	
9	1'34.217	21.610	24.972	22.114	25.521	267.5	9	1'34.303	21.371	25.120	22.250	25.562	269.6	
							8th	17	Alex ESCRIG Forward Team SPA					
									Runs=1	Total laps=10	Full laps=9	Valid laps=8		
							1	1'39.318	21.714	26.293	22.497	26.065		
							2	1'34.593	21.632	25.303	22.221	25.437	270.7	
							3	1'37.050	22.842	26.524	22.241	25.443	269.6	
							4	1'34.248	21.497	25.097	22.174	25.480	271.7	
							5	1'39.280	21.593	27.371	23.850	26.466	268.5	
							6	1'35.512	21.677	25.317	22.450	26.068	268.5	
							7	1'34.712 *	21.546	25.410	22.229	25.527*	269.6	

Fastest Lap: Filip SALAC QJMOTOR Gresini M CZE **1'33.754** 21.251 25.065 22.061 25.377

These data/results cannot be reproduced, stored and/or transmitted in whole or in part by any manner of electronic, mechanical, photocopying, recording, broadcasting or otherwise now known or herein after developed without the previous express consent by the copyright owner, except for reproduction in daily press and regular printed publications on sale to the public within 60 days of the event related to those data/results and always provided that copyright symbol appears together as follows below.
© DORNA, 2023

Qualifying Nr. 1

Moto2

Lap	Lap Time	T1	T2	T3	T4	Speed	Lap	Lap Time	T1	T2	T3	T4	Speed						
8	1'34.569	21.597	25.327	22.172	25.473	269.6	2	1'35.449	21.697	25.323	22.379	26.050	268.5						
9	1'39.634	21.469	27.310	23.919	26.936	269.6	3	1'34.621	21.571	25.179	22.292	25.579	268.5						
10	1'34.881	21.570	25.351	22.337	25.623	269.6	4	1'46.441 *	24.922	26.979	22.969	31.571 *	269.6						
9th 52 Jeremy ALCOBA QJMOTOR Gresini M SPA Runs=1 Total laps=9 Full laps=7 Valid laps=5							5th 45 Hector GARZO Fieten Olie Racing GP SPA Runs=1 Total laps=9 Full laps=8 Valid laps=7												
1	2'10.154	21.024	27.209	23.018	27.949		1	2'08.001	26.034	32.823	30.877	30.517							
2	1'45.270	21.962	25.634	22.541	35.133	272.8	2	1'35.572	21.690	25.359	22.230	26.293	268.5						
3	1'38.501 *	24.23 *	26.192	22.368	25.707	251.8	3	1'34.825	21.572	25.582	22.170	25.501	270.7						
4	1'34.887 *	21.558	25.227	22.222	25.880 *	269.6	4	1'36.153	22.489	25.681	22.296	25.687	270.7						
5	1'34.583	21.586	25.219	22.158	25.620	268.5	5	1'35.024	21.705	25.383	22.235	25.701	268.5						
6	1'34.657	21.594	25.259	22.197	25.607	270.7	6	1'51.363	25.835	27.622	23.941	33.965	268.5						
7	1'34.287	21.458	25.218	22.171	25.440	271.7	7	1'34.632	21.448	25.400	22.287	25.497	270.7						
8	1'34.498	21.652	25.210	22.210	25.426	271.7	8	1'34.564 *	21.594	25.287	22.113	25.570 *	268.5						
9	1'42.667 P	21.493	26.044	23.722	31.408	269.6	9	1'40.496	24.683	27.997	22.292	25.524	270.7						
10th 44 Matteo FERRARI QJMOTOR Gresini M ITA Runs=1 Total laps=10 Full laps=9 Valid laps=9							15th 23 Taiga HADA Pertamina Mandalika JPN Runs=2 Total laps=6 Full laps=3 Valid laps=2												
1	2'04.586	23.747	29.042	25.870	27.522		1	2'07.230	21.582	27.576	23.673	27.498							
2	1'35.369	21.935	25.317	22.407	25.710	268.5	2	1'36.654	21.658	25.368	22.716	26.912	271.7						
3	1'34.995	21.772	25.326	22.327	25.570	266.5	3	1'34.946	21.594	25.486	22.295	25.571	270.7						
4	1'34.553	21.516	25.134	22.348	25.555	269.6	4	2'56.189 P	21.477	25.199	22.284	1'47.229	270.7						
5	1'34.826	21.592	25.327	22.261	25.646	268.5	5	5'28.696	22.673	28.573	24.665	26.752							
6	1'34.457	21.561	25.089	22.270	25.537	269.6	6	1'37.574 *	22.444	26.152 *	22.975	26.003	256.5						
7	1'34.559	21.516	25.202	22.285	25.556	268.5	16th 9 Mattia CASADEI Fantic Racing ITA Runs=1 Total laps=10 Full laps=9 Valid laps=8												
8	1'34.471	21.459	25.125	22.332	25.555	268.5	1	2'05.167	23.136	29.264	23.146	26.021							
9	1'34.743	21.587	25.235	22.303	25.618	267.5	2	1'35.506	21.863	25.452	22.440	25.751	270.7						
10	1'34.677	21.495	25.273	22.345	25.564	268.5	3	1'35.063	21.705	25.279	22.371	25.708	270.7						
11th 15 Darryn BINDER Liqui Moly Husqvarna RSA Runs=1 Total laps=9 Full laps=8 Valid laps=6							4						1'40.889	21.806	28.167	24.081	26.835	271.7	
1	2'07.358	26.995	29.726	26.598	30.572		5	1'35.767	21.873	25.578	22.388	25.928	269.6						
2	1'35.394	21.823	25.697	22.301	25.573	275.0	6	1'36.583 *	21.796	25.508 *	22.621 *	26.658	270.7						
3	1'34.474	21.509	25.191	22.184	25.590	271.7	7	1'35.665	21.875	25.480	22.572	25.738	269.6						
4	1'34.485	21.485	25.288	22.108	25.604	277.2	8	1'38.714	21.745	25.436	24.195	27.338	268.5						
5	1'39.660 *	21.357	25.231	22.148	30.924 *	271.7	9	1'35.607	21.785	25.384	22.623	25.815	268.5						
6	1'49.011	26.324	28.089	28.305	26.293	269.6	10	1'35.658	21.778	25.547	22.485	25.848	266.5						
7	1'49.873	21.519	25.406	34.497	28.451	272.8	17th 5 Kohta NOZANE Correos Prepagó Yam JPN Runs=2 Total laps=6 Full laps=3 Valid laps=3												
8	1'41.274 *	25.943	27.567 *	22.292	25.472	271.7	1	1'58.052	25.007	29.022	30.217	28.086							
9	1'34.963	21.358	25.320	22.384	25.901	275.0	2	1'35.711	21.978	25.648	22.514	25.571	261.4						
12th 33 Rory SKINNER OnlyFans American R GBR Runs=1 Total laps=10 Full laps=9 Valid laps=9							3						1'35.196	21.770	25.307	22.448	25.671	263.4	
1	2'01.886	25.465	31.460	25.054	31.019		4	1'35.089	21.757	25.353	22.182	25.797	262.4						
2	1'38.079	23.497	25.948	22.632	26.002	265.4	5	1'47.322 P	23.912	27.327	22.556	33.527	261.4						
3	1'35.679	22.135	25.369	22.471	25.704	264.4	6	3'28.634	24.596	26.985	22.550	25.839							
4	1'34.841	21.518	25.385	22.328	25.610	271.7	unfinished	21.475				269.6							
5	1'35.224	21.559	25.472	22.384	25.809	269.6	18th 4 Sean Dylan KELLY Forward Team USA Runs=1 Total laps=9 Full laps=8 Valid laps=8												
6	1'35.601	21.600	25.276	22.841	25.884	270.7	1	2'05.402	27.719	32.460	24.376	33.846							
7	1'34.796	21.526	25.295	22.356	25.619	269.6	2	1'36.272	21.983	25.602	22.802	25.885	271.7						
8	1'34.618	21.459	25.200	22.342	25.617	268.5	Fastest Lap: Filip SALAC QJMOTOR Gresini M CZE 1'33.754 21.251 25.065 22.061 25.377												
9	1'34.663	21.506	25.383	22.252	25.522	269.6	These data/results cannot be reproduced, stored and/or transmitted in whole or in part by any manner of electronic, mechanical, photocopying, recording, broadcasting or otherwise now known or herein after developed without the previous express consent by the copyright owner, except for reproduction in daily press and regular printed publications on sale to the public within 60 days of the event related to those data/results and always provided that copyright symbol appears together as follows below.												
10	1'38.856	21.638	25.274	22.610	29.334	267.5	© DORNA, 2023												

Fastest Lap: Filip SALAC QJMOTOR Gresini M CZE 1'33.754 21.251 25.065 22.061 25.377

These data/results cannot be reproduced, stored and/or transmitted in whole or in part by any manner of electronic, mechanical, photocopying, recording, broadcasting or otherwise now known or herein after developed without the previous express consent by the copyright owner, except for reproduction in daily press and regular printed publications on sale to the public within 60 days of the event related to those data/results and always provided that copyright symbol appears together as follows below.

© DORNA, 2023

Official MotoGP Timing by TISSOT
www.motogp.com

Cheste, Saturday, November 25, 2023

Page 2 of 3



Qualifying Nr. 1

Moto2

Lap	Lap Time	T1	T2	T3	T4	Speed	Lap	Lap Time	T1	T2	T3	T4	Speed
3	1'35.470	21.829	25.481	22.432	25.728	272.8							
4	1'37.782	21.852	25.492	22.490	27.948	270.7							
5	1'35.743	21.835	25.434	22.438	26.036	268.5							
6	1'50.449	23.837	27.948	23.227	35.437	267.5							
7	1'35.894	21.880	25.639	22.519	25.856	273.9							
8	1'35.899	21.819	25.636	22.541	25.903	268.5							
9	1'35.904	21.883	25.691	22.508	25.822	268.5							

Fastest Lap: Filip SALAC QJMOTOR Gresini M CZE 1'33.754 21.251 25.065 22.061 25.377

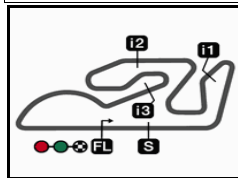
These data/results cannot be reproduced, stored and/or transmitted in whole or in part by any manner of electronic, mechanical, photocopying, recording, broadcasting or otherwise now known or herein after developed without the previous express consent by the copyright owner, except for reproduction in daily press and regular printed publications on sale to the public within 60 days of the event related to those data/results and always provided that copyright symbol appears together as follows below.
© DORNA, 2023

Official MotoGP Timing by TISSOT
www.motogp.com

Cheste, Saturday, November 25, 2023

Page 3 of 3





4005 m.

GRAN PREMIO MOTUL DE LA COMUNITAT VALENCIANA

After the Qualifying Nr. 1

Event Best Maximum Speed



Rider	Nation Team	Motorcycle	Km/h	
28 Izan GUEVARA	SPA Inde GASGAS Aspar Team	KALEX	280.6	Practice Nr. 3
15 Darryn BINDER	RSA Liqui Moly Husqvarna Intact GP	KALEX	279.5	Practice Nr. 3
11 Sergio GARCIA	SPA Pons Wegow Los40	KALEX	279.5	Practice Nr. 3
75 Albert ARENAS	SPA Red Bull KTM Ajo	KALEX	279.5	Practice Nr. 1
45 Hector GARZO	SPA Fieten Olie Racing GP	NTS	279.5	Practice Nr. 3
96 Jake DIXON	GBR Inde GASGAS Aspar Team	KALEX	278.3	Practice Nr. 3
24 Marcos RAMIREZ	SPA OnlyFans American Racing	KALEX	278.3	Practice Nr. 2
21 Alonso LOPEZ	SPA CAG SpeedUp	BOSCOSCURO	278.3	Practice Nr. 1
17 Alex ESCRIG	SPA Forward Team	FORWARD	278.3	Practice Nr. 3
37 Pedro ACOSTA	SPA Red Bull KTM Ajo	KALEX	278.3	Practice Nr. 3
7 Barry BALTUS	BEL Fieten Olie Racing GP	KALEX	278.3	Practice Nr. 3
12 Filip SALAC	CZE QJMOTOR Gresini Moto2	KALEX	278.3	Practice Nr. 3
3 Lukas TULOVIC	GER Liqui Moly Husqvarna Intact GP	KALEX	277.2	Practice Nr. 3
14 Tony ARBOLINO	ITA Elf Marc VDS Racing Team	KALEX	277.2	Practice Nr. 3
23 Taiga HADA	JPN Pertamina Mandalika SAG Team	KALEX	277.2	Practice Nr. 3
71 Dennis FOGGIA	ITA Italtrans Racing Team	KALEX	277.2	Practice Nr. 3
13 Celestino VIETTI	ITA Fantic Racing	KALEX	277.2	Practice Nr. 3
84 Zonta VD GOORBERGH	NED Fieten Olie Racing GP	KALEX	277.2	Practice Nr. 3
18 Manuel GONZALEZ	SPA Correos Prepagó Yamaha VR46 T	KALEX	277.2	Practice Nr. 3
35 Somkiat CHANTRA	THA IDEMITSU Honda Team Asia	KALEX	276.1	Practice Nr. 3
40 Aron CANET	SPA Pons Wegow Los40	KALEX	276.1	Practice Nr. 1
54 Fermín ALDEGUER	SPA CAG SpeedUp	BOSCOSCURO	276.1	Practice Nr. 3
64 Bo BENDSNEYDER	NED Pertamina Mandalika SAG Team	KALEX	276.1	Practice Nr. 3
79 Ai OGURA	JPN IDEMITSU Honda Team Asia	KALEX	276.1	Practice Nr. 3
9 Mattia CASADEI	ITA Fantic Racing	KALEX	276.1	Practice Nr. 3
33 Rory SKINNER	GBR OnlyFans American Racing	KALEX	276.1	Practice Nr. 3
44 Matteo FERRARI	ITA QJMOTOR Gresini Moto2	KALEX	275.0	Practice Nr. 3
52 Jeremy ALCOBA	SPA QJMOTOR Gresini Moto2	KALEX	275.0	Practice Nr. 3
4 Sean Dylan KELLY	USA Forward Team	FORWARD	273.9	Qualifying Nr. 1
5 Kohta NOZANE	JPN Correos Prepagó Yamaha VR46 T	KALEX	273.9	Practice Nr. 3
16 Joe ROBERTS	USA Italtrans Racing Team	KALEX	273.9	Practice Nr. 3
22 Sam LOWES	GBR Elf Marc VDS Racing Team	KALEX	272.8	Practice Nr. 3

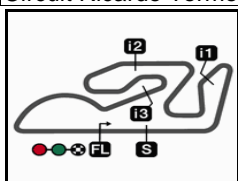
These data/results cannot be reproduced, stored and/or transmitted in whole or in part by any manner of electronic, mechanical, photocopying, recording, broadcasting or otherwise now known or herein after developed without the previous express consent by the copyright owner, except for reproduction in daily press and regular printed publications on sale to the public within 60 days of the event related to those data/results and always provided that copyright symbol appears together as follows below.

© DORNA, 2023

Official MotoGP Timing by TISSOT
www.motogp.com

Cheste, Saturday, November 25, 2023





4005 m.

GRAN PREMIO MOTUL DE LA COMUNITAT VALENCIANA

Qualifying Nr. 1

Best Partial Times

Moto2™

IT Ideal Lap Time, sum of the best partial times*BT* Best Lap Time

T1		T2		T3		T4				IT		BT	
Pos	Rider	Time	Rider	Time	Rider	Time	Rider	Time	Pos	Rider	IT	BT	
1	F.SALAC	21.251	J.ROBERTS	24.861	S.CHANTRA	21.947	S.CHANTRA	25.338	1	S.CHANTRA	1'33.689	1'33.851	(2)
2	A.OGURA	21.288	S.CHANTRA	24.984	J.ROBERTS	21.979	F.SALAC	25.377	2	F.SALAC	1'33.706	1'33.754	(1)
3	L.TULOVIC	21.319	L.TULOVIC	25.019	Z.VD GOORBER	22.010	A.OGURA	25.382	3	J.ROBERTS	1'33.780	1'33.944	(4)
4	D.BINDER	21.357	F.SALAC	25.056	A.OGURA	22.013	Z.VD GOORBER	25.395	4	A.OGURA	1'33.782	1'33.940	(3)
5	T.ARBOLINO	21.403	Z.VD GOORBER	25.064	F.SALAC	22.022	J.ALCOBA	25.426	5	L.TULOVIC	1'33.939	1'34.218	(7)
6	S.CHANTRA	21.420	M.FERRARI	25.089	L.TULOVIC	22.085	A.ESCRIG	25.437	6	Z.VD GOORBE	1'33.940	1'34.158	(6)
7	H.GARZO	21.448	T.ARBOLINO	25.092	T.ARBOLINO	22.088	T.ARBOLINO	25.443	7	T.ARBOLINO	1'34.026	1'34.105	(5)
8	J.ALCOBA	21.458	A.ESCRIG	25.097	D.BINDER	22.108	J.ROBERTS	25.446	8	D.BINDER	1'34.128	1'34.474	(11)
9	R.SKINNER	21.459	A.OGURA	25.099	H.GARZO	22.113	D.BINDER	25.472	9	A.ESCRIG	1'34.175	1'34.248	(8)
10	M.FERRARI	21.459	B.BENDSNEYDE	25.179	J.ALCOBA	22.158	H.GARZO	25.497	10	J.ALCOBA	1'34.252	1'34.287	(9)
11	A.ESCRIG	21.469	D.BINDER	25.191	A.ESCRIG	22.172	L.TULOVIC	25.516	11	H.GARZO	1'34.345	1'34.632	(14)
12	Z.VD GOORBER	21.471	T.HADA	25.199	K.NOZANE	22.182	R.SKINNER	25.522	12	M.FERRARI	1'34.346	1'34.457	(10)
13	K.NOZANE	21.475	R.SKINNER	25.200	B.BENDSNEYDE	22.195	M.FERRARI	25.537	13	R.SKINNER	1'34.433	1'34.618	(12)
14	T.HADA	21.477	J.ALCOBA	25.210	R.SKINNER	22.252	K.NOZANE	25.571	14	B.BENDSNEY	1'34.524	1'34.621	(13)
15	J.ROBERTS	21.494	M.CASADEI	25.279	M.FERRARI	22.261	T.HADA	25.571	15	T.HADA	1'34.531	1'34.946	(15)
16	B.BENDSNEYDE	21.571	H.GARZO	25.287	T.HADA	22.284	B.BENDSNEYDE	25.579	16	K.NOZANE	1'34.535	1'35.089	(17)
17	M.CASADEI	21.705	K.NOZANE	25.307	M.CASADEI	22.371	M.CASADEI	25.708	17	M.CASADEI	1'35.063	1'35.063	(16)
18	S.KELLY	21.819	S.KELLY	25.434	S.KELLY	22.432	S.KELLY	25.728	18	S.KELLY	1'35.413	1'35.470	(18)

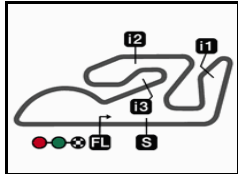
These data/results cannot be reproduced, stored and/or transmitted in whole or in part by any manner of electronic, mechanical, photocopying, recording, broadcasting or otherwise now known or herein after developed without the previous express consent by the copyright owner, except for reproduction in daily press and regular printed publications on sale to the public within 60 days of the event related to those data/results and always provided that copyright symbol appears together as follows below.

© DORNA, 2023

Official MotoGP Timing by TISSOT
www.motogp.com

moto2™






4005 m.

GRAN PREMIO MOTUL DE LA COMUNITAT VALENCIANA

Qualifying Nr. 1

Fastest Laps Sequence

<i>Practice Time</i>	 <i>Rider</i>	<i>Nation</i>	<i>Motorcycle</i>	<i>Time</i>	<i>Km/h</i>	<i>Rider's Lap</i>
3'13.911	17 Alex ESCRIG	SPA	FORWARD	1'34.593	152.4	2
4'22.655	35 Somkiat CHANTRA	THA	KALEX	1'34.541	152.5	2
4'24.489	79 Ai OGURA	JPN	KALEX	1'34.412	152.7	2
4'50.372	3 Lukas TULOVIC	GER	KALEX	1'34.218	153.0	3
5'58.476	79 Ai OGURA	JPN	KALEX	1'33.987	153.4	3
9'06.468	79 Ai OGURA	JPN	KALEX	1'33.940	153.4	5
10'40.974	35 Somkiat CHANTRA	THA	KALEX	1'33.851	153.6	6
15'07.471	12 Filip SALAC	CZE	KALEX	1'33.754	153.7	8

These data/results cannot be reproduced, stored and/or transmitted in whole or in part by any manner of electronic, mechanical, photocopying, recording, broadcasting or otherwise now known or herein after developed without the previous express consent by the copyright owner, except for reproduction in daily press and regular printed publications on sale to the public within 60 days of the event related to those data/results and always provided that copyright symbol appears together as follows below.

© DORNA, 2023

Official MotoGP Timing by TISSOT
www.motogp.com

Cheste, Saturday, November 25, 2023

