


4005 m.

GRAN PREMIO MOTUL DE LA COMUNITAT VALENCIANA

Practice Nr. 1

Classification

3

	Rider	Nation	Team	Motorcycle	Time	Lap Total	Gap	Top Speed
1	96 Daniel HOLTADO	SPA	Red Bull KTM Tech3	KTM	1'38.919	18 18		231.5
2	80 David ALONSO	COL	Valresa GASGAS Aspar Team	GASGAS	1'39.320	14 18	0.401 0.401	230.7
3	5 Jaume MASIA	SPA	Leopard Racing	HONDA	1'39.807	13 15	0.888 0.487	234.6
4	72 Taiyo FURUSATO	JPN	Honda Team Asia	HONDA	1'39.829	16 17	0.910 0.022	228.4
5	6 Ryusei YAMANAKA	JPN	Valresa GASGAS Aspar Team	GASGAS	1'39.847	15 16	0.928 0.018	231.5
6	44 David MUÑOZ	SPA	BOE Motorsports	KTM	1'39.931	13 15	1.012 0.084	230.7
7	99 José Antonio RUEDA	SPA	Red Bull KTM Ajo	KTM	1'39.949	17 17	1.030 0.018	229.2
8	71 Ayumu SASAKI	JPN	Liqui Moly Husqvarna Intact GP	HUSQVARNA	1'39.956	14 15	1.037 0.007	230.7
9	66 Joel KELSO	AUS	CFMOTO Racing PruestelGP	CFMOTO	1'40.161	17 18	1.242 0.205	226.9
10	31 Adrian FERNANDEZ	SPA	Leopard Racing	HONDA	1'40.250	18 19	1.331 0.089	230.7
11	7 Filippo FARIOLI	ITA	Red Bull KTM Tech3	KTM	1'40.297	16 18	1.378 0.047	231.5
12	19 Scott OGDEN	GBR	VisionTrack Racing Team	HONDA	1'40.415	18 18	1.496 0.118	229.2
13	43 Xavier ARTIGAS	SPA	CFMOTO Racing PruestelGP	CFMOTO	1'40.503	16 16	1.584 0.088	227.6
14	21 Vicente PEREZ	SPA	BOE Motorsports	KTM	1'40.605	16 16	1.686 0.102	227.6
15	63 Syarifuddin AZMAN	MAL	MT Helmets - MSI	KTM	1'40.722	11 13	1.803 0.117	226.9
16	48 Ivan ORTOLÁ	SPA	Angeluss MTA Team	KTM	1'40.727	15 17	1.808 0.005	229.9
17	53 Deniz ÖNCÜ	TUR	Red Bull KTM Ajo	KTM	1'40.745	16 17	1.826 0.018	229.9
18	55 Romano FENATI	ITA	Rivacold Snipers Team	HONDA	1'40.752	15 15	1.833 0.007	229.2
19	64 Mario AJI	INA	Honda Team Asia	HONDA	1'40.778	16 16	1.859 0.026	222.5
20	18 Matteo BERTELLE	ITA	Rivacold Snipers Team	HONDA	1'40.797	15 17	1.878 0.019	230.7
21	95 Collin VEIJER	NED	Liqui Moly Husqvarna Intact GP	HUSQVARNA	1'40.821	17 17	1.902 0.024	230.7
22	38 David SALVADOR	SPA	CIP Green Power	KTM	1'40.942	15 15	2.023 0.121	230.7
23	10 Diogo MOREIRA	BRA	MT Helmets - MSI	KTM	1'40.942	13 16	2.023	230.7
24	27 Kaito TOBA	JPN	SIC58 Squadra Corse	HONDA	1'41.235	16 17	2.316 0.293	226.9
25	82 Stefano NEPA	ITA	Angeluss MTA Team	KTM	1'41.328	13 13	2.409 0.093	226.1
26	54 Riccardo ROSSI	ITA	SIC58 Squadra Corse	HONDA	1'41.697	15 16	2.778 0.369	226.9
27	92 David ALMANSA	SPA	Finetwork Intact GP	HUSQVARNA	1'41.717	13 14	2.798 0.020	222.5
28	20 Lorenzo FELLON	FRA	CIP Green Power	KTM	1'41.762	16 16	2.843 0.045	229.9

Practice condition: **Dry**Air: **7°**Humidity: **45%**Ground: **7°**

Fastest Lap:	Lap: 18	Daniel HOLTADO	1'38.919	145.7 Km/h
Best Race Lap:	2022	Deniz ÖNCÜ	1'38.790	145.9 Km/h
All Time Lap Record:	2020	Darryn BINDER	1'38.286	146.6 Km/h

The results are provisional until the end of the limit for protest and appeals.

Time limit for protest expires 60' after publication of the results - Time:

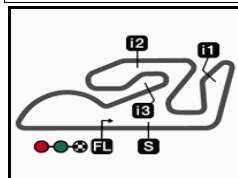
These data/results cannot be reproduced, stored and/or transmitted in whole or in part by any manner of electronic, mechanical, photocopying, recording, broadcasting or otherwise now known or herein after developed without the previous express consent by the copyright owner, except for reproduction in daily press and regular printed publications on sale to the public within 60 days of the event related to those data/results and always provided that copyright symbol appears together as follows below.

© DORNA, 2023

Official MotoGP Timing by TISSOT
www.motogp.com

Cheste, Friday, November 24, 2023





4005 m.

GRAN PREMIO MOTUL DE LA COMUNITAT VALENCIANA

Practice Nr. 1

Top Speed & Average

4



Rider	Nation	Motorcycle	Top 5 speeds					Average	Top
5 Jaume MASIA	SPA	HONDA	234.6	232.2	230.7	229.9	229.2	231.0	234.6
6 Ryusei YAMANAKA	JPN	GASGAS	231.5	230.7	229.2	228.4	228.4	229.3	231.5
7 Filippo FARIOLI	ITA	KTM	231.5	228.4	226.9	226.9	226.9	228.1	231.5
96 Daniel HOLGADO	SPA	KTM	231.5	230.7	230.7	229.2	229.2	230.3	231.5
10 Diogo MOREIRA	BRA	KTM	230.7	229.2	228.4	228.4	228.4	229.0	230.7
18 Matteo BERTELLE	ITA	HONDA	230.7	229.2	226.9	226.9	226.1	226.9	230.7
31 Adrian FERNANDEZ	SPA	HONDA	230.7	229.9	229.2	229.2	228.4	229.5	230.7
38 David SALVADOR	SPA	KTM	230.7	228.4	227.6	227.6	227.6	228.4	230.7
44 David MUÑOZ	SPA	KTM	230.7	230.7	230.7	230.7	229.2	230.4	230.7
71 Ayumu SASAKI	JPN	HUSQVARNA	230.7	230.7	230.7	229.9	229.2	229.9	230.7
80 David ALONSO	COL	GASGAS	230.7	229.2	228.4	228.4	228.4	228.9	230.7
95 Collin VEIJER	NED	HUSQVARNA	230.7	229.9	229.9	229.2	229.2	229.5	230.7
20 Lorenzo FELLON	FRA	KTM	229.9	229.9	229.2	227.6	227.6	228.8	229.9
48 Ivan ORTOLÁ	SPA	KTM	229.9	229.9	229.2	229.2	228.4	229.2	229.9
53 Deniz ÖNCÜ	TUR	KTM	229.9	229.9	229.2	227.6	226.9	228.7	229.9
19 Scott OGDEN	GBR	HONDA	229.2	227.6	227.6	227.6	226.9	227.6	229.2
55 Romano FENATI	ITA	HONDA	229.2	223.9	223.9	223.9	223.9	225.0	229.2
99 José Antonio RUEDA	SPA	KTM	229.2	229.2	228.4	228.4	228.4	228.6	229.2
72 Taiyo FURUSATO	JPN	HONDA	228.4	226.1	226.1	226.1	225.4	226.4	228.4
21 Vicente PEREZ	SPA	KTM	227.6	226.9	224.7	224.7	224.7	225.6	227.6
43 Xavier ARTIGAS	SPA	CFMOTO	227.6	226.9	226.9	226.1	226.1	226.5	227.6
27 Kaito TOBA	JPN	HONDA	226.9	226.1	224.7	224.7	223.9	224.8	226.9
54 Riccardo ROSSI	ITA	HONDA	226.9	226.1	226.1	226.1	225.4	226.0	226.9
63 Syarifuddin AZMAN	MAL	KTM	226.9	226.1	225.4	224.7	223.9	225.4	226.9
66 Joel KELSO	AUS	CFMOTO	226.9	226.9	226.1	226.1	226.1	226.4	226.9
82 Stefano NEPA	ITA	KTM	226.1	226.1	225.4	225.4	225.4	225.6	226.1
64 Mario AJI	INA	HONDA	222.5	221.8	221.8	221.0	221.0	221.5	222.5
92 David ALMANSA	SPA	HUSQVARNA	222.5	221.8	221.8	221.8	221.0	221.4	222.5

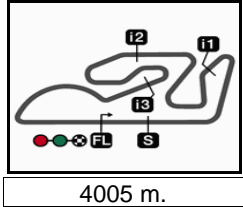
These data/results cannot be reproduced, stored and/or transmitted in whole or in part by any manner of electronic, mechanical, photocopying, recording, broadcasting or otherwise now known or herein after developed without the previous express consent by the copyright owner, except for reproduction in daily press and regular printed publications on sale to the public within 60 days of the event related to those data/results and always provided that copyright symbol appears together as follows below.

© DORNA, 2023

Official MotoGP Timing by TISSOT
www.motogp.com



Cheste, Friday, November 24, 2023



4005 m.

GRAN PREMIO MOTUL DE LA COMUNITAT VALENCIANA

Practice Nr. 1

Chronological Analysis of Performances

5

* Lap / Sector time cancelled

T1 Time from finish line to 1st intermediate

T3 Time from 2nd intermed. to 3rd intermed.

P Crossing the finish line in pit lane

T2 Time from 1st intermed. to 2nd intermed.

T4 Time from 3rd intermediate to finish line

Lap	Lap Time	T1	T2	T3	T4	Speed	Lap	Lap Time	T1	T2	T3	T4	Speed	
1st	96	Daniel HOLGADO Red Bull KTM Tech3 SPA						3	1'42.421 *	23.649	27.635*	23.505	27.632	227.6
		Runs=2	Total laps=18	Full laps=15	Valid laps=14		4	1'42.695	23.691	27.735	23.473	27.796	234.6	
1	2'59.389	23.388	29.226	24.901	28.922		5	1'41.404	23.453	27.126	23.317	27.508	228.4	
2	1'44.438	23.919	28.018	24.078	28.423	229.2	6	1'41.029	23.267	27.002	23.324	27.436	228.4	
3	1'43.216	23.643	27.677	23.710	28.186	227.6	7	1'45.434	25.885	28.110	23.724	27.715	229.2	
4	1'42.508	23.564	27.397	23.590	27.957	226.9	8	1'41.275	23.494	26.868	23.315	27.598	232.2	
5	1'41.931	23.388	27.261	23.432	27.850	228.4	9	1'40.961 *	23.222	26.869	23.249	27.621*	228.4	
6	1'41.599	23.287	27.187	23.451	27.674	230.7	10	1'46.763 P	23.316	27.258*	23.896	32.293	228.4	
7	1'41.496	23.305	27.021	23.459	27.711	229.2	11	8'51.343	27.907	28.293	23.503	27.657		
8	1'41.115	23.186	26.955	23.419	27.555	227.6	12	1'39.827	23.089	26.591	23.034	27.113	228.4	
9	1'40.556	23.008	26.830	23.251	27.467	228.4	13	1'39.807	22.978	26.578	23.093	27.158	230.7	
10	1'52.194 P	25.560	28.488	24.262	33.884	228.4	14	1'43.997	24.520	28.003	23.279	28.195	229.2	
11	6'19.836	23.282	27.291	23.281	28.010		15	1'39.887	23.176	26.444	22.923	27.344	229.9	
12	1'39.543	22.999	26.548	22.817	27.179	226.9								
13	1'39.551	22.877	26.476	22.864	27.334	230.7								
14	1'42.512 *	24.308	27.595	23.105	27.504*	226.9	4th	72	Taiyo FURUSATO Honda Team Asia JPN					
15	1'39.396	22.915	26.424	22.874	27.183	231.5			Runs=2	Total laps=17	Full laps=14	Valid laps=13		
16	1'39.540	22.861	26.410	22.989	27.280	228.4	1	2'40.162	26.449	28.964	25.014	29.614		
17	1'39.107	22.886	26.325	22.786	27.110	227.6	2	1'45.869	24.396	28.558	24.244	28.671	222.5	
18	1'38.919	22.829	26.268	22.776	27.046	228.4	3	1'44.212	23.822	27.828	24.117	28.445	224.7	
							4	1'43.693	24.061	27.579	23.868	28.185	223.2	
							5	1'42.693	23.648	27.254	23.750	28.041	223.2	
							6	1'42.329	23.471	27.175	23.660	28.023	223.9	
							7	1'42.045	23.545	27.088	23.554	27.858	224.7	
							8	1'41.679	23.376	26.884	23.647	27.772	224.7	
							9	1'47.359 P	23.606	27.477	23.766	32.510	228.4	
2nd	80	David ALONSO Valresa GASGAS Asp COL						10	8'24.612 *	25.030	27.288	23.451	27.911*	
		Runs=2	Total laps=18	Full laps=15	Valid laps=12		11	1'41.219	23.293	26.922	23.274	27.730	223.9	
1	2'05.979	24.802	29.008	24.977	28.730		12	1'40.646	23.272	26.722	23.158	27.494	224.7	
2	1'44.591	24.266	28.070	24.170	28.085	225.4	13	1'40.341	23.154	26.575	23.125	27.487	224.7	
3	1'43.120	23.741	27.494	23.932	27.953	227.6	14	1'40.215	22.984	26.645	23.119	27.467	225.4	
4	1'43.253 *	23.770	27.786*	23.858	27.839	229.2	15	1'40.446 *	23.094	26.624	23.196	27.532*	226.1	
5	1'42.095	23.459	27.222	23.574	27.840	227.6	16	1'39.829	22.973	26.445	23.057	27.354	226.1	
6	1'41.958 *	23.466	27.235*	23.508	27.749	228.4	17	1'41.172	23.783	26.570	23.223	27.596	226.1	
7	1'40.894	23.240	26.956	23.299	27.399	228.4								
8	1'41.362	23.277	26.951	23.503	27.631	230.7	5th	6	Ryusei YAMANAKA Valresa GASGAS Asp JPN					
9	1'40.817	23.134	26.840	23.298	27.545	227.6			Runs=2	Total laps=16	Full laps=13	Valid laps=13		
10	1'40.464	23.061	26.773	23.286	27.344	227.6	1	3'00.136	22.543	28.885	24.882	28.764		
11	1'41.350	23.402	27.054	23.494	27.400	227.6	2	1'43.962	24.381	27.673	23.878	28.030	226.1	
12	1'43.896 P	22.934	26.625*	23.250	31.087	226.9	3	1'43.129	23.752	27.483	23.779	28.115	231.5	
13	7'05.762	23.379	27.078	23.188	27.222		4	1'42.634	23.726	27.389	23.637	27.882	228.4	
14	1'39.320	22.881	26.391	22.919	27.129	226.9	5	1'41.827	23.544	27.145	23.470	27.668	228.4	
15	1'39.982 *	22.852	26.484	23.292*	27.354	228.4	6	1'42.910	23.913	27.470	23.799	27.728	230.7	
16	1'39.785	23.036	26.529	22.983	27.237	227.6	7	1'42.037	23.389	27.288	23.525	27.835	228.4	
17	1'39.565	23.036	26.423	22.933	27.173	227.6	8	1'42.043	23.546	27.230	23.536	27.731	225.4	
18	1'39.371	22.936	26.422	22.906	27.107	228.4	9	1'41.732	23.506	27.067	23.381	27.778	226.1	
							10	1'47.271 P	23.792	27.024	23.586	32.869	225.4	
3rd	5	Jaume MASIA Leopard Racing SPA												
		Runs=2	Total laps=15	Full laps=12	Valid laps=10									
1	4'20.955	27.597	29.573	24.531	28.750									
2	1'43.704	23.904	27.890	23.856	28.054	225.4								

Fastest Lap: Daniel HOLGADO Red Bull KTM Tech3 SPA **1'38.919** 22.829 26.268 22.776 27.046

These data/results cannot be reproduced, stored and/or transmitted in whole or in part by any manner of electronic, mechanical, photocopying, recording, broadcasting or otherwise now known or herein after developed without the previous express consent by the copyright owner, except for reproduction in daily press and regular printed publications on sale to the public within 60 days of the event related to those data/results and always provided that copyright symbol appears together as follows below.
© DORNA, 2023

Practice Nr. 1

Moto3

Lap	Lap Time	T1	T2	T3	T4	Speed	Lap	Lap Time	T1	T2	T3	T4	Speed
11	9'43.120	22.349	27.629	23.281	27.792		10	10'17.614	24.013	28.044	23.623	28.186	
12	1'41.975	23.218	27.516	23.368	27.873	223.9	11	1'40.730	23.142	26.759	23.199	27.630	230.7
13	1'40.100	23.094	26.549	23.001	27.456	229.2	12	1'40.298	23.012	26.631	23.099	27.556	229.9
14	1'40.341	23.120	26.672	23.008	27.541	228.4	13	1'43.273	25.090	27.089	23.367	27.727	229.2
15	1'39.847	23.026	26.443	22.921	27.457	224.7	14	1'39.956	22.966	26.493	23.128	27.369	230.7
16	1'40.569	23.255	26.406	23.288	27.620	224.7	15	1'49.045 P	25.884	27.298	23.497	32.366	230.7

6th		44	David MUÑOZ	BOE Motorsports	SPA
		Runs=2	Total laps=15	Full laps=12	Valid laps=10
1	5'26.414	25.816	29.719	25.517	29.136
2	1'47.337 *	24.213	29.051 *	25.319	28.754 224.7
3	1'45.368	25.144	28.083	24.083	28.058 225.4
4	1'42.349	23.543	27.389	23.650	27.767 230.7
5	1'42.202	23.118	27.198	23.911	27.975 230.7
6	1'41.626	23.219	27.042	23.593	27.772 229.2
7	1'41.475	23.243	27.019	23.539	27.674 228.4
8	1'41.538	23.216	26.976	23.564	27.782 228.4
9	1'47.002 P	23.771	27.454	24.202	31.575 228.4
10	8'10.917	23.423	27.428	23.401	28.194
11	1'40.073	23.091	26.564	23.080	27.338 228.4
12	1'41.065 *	22.853	26.694	23.533 *	27.985 230.7
13	1'39.931	22.998	26.564	23.062	27.307 230.7
14	1'40.555	22.980	26.661	23.339	27.575 228.4
15	1'40.205	23.035	26.519	23.228	27.423 228.4

7th		99	José Antonio RUED	Red Bull KTM Ajo	SPA
		Runs=2	Total laps=17	Full laps=14	Valid laps=11
1	3'12.567	23.362	29.308	25.106	29.237
2	1'47.079	24.964	28.828	24.681	28.606 226.1
3	1'45.482 *	24.308	28.661 *	24.208	28.305 226.9
4	1'45.824	23.889	28.126	24.980	28.829 226.1
5	1'43.489	23.840	27.559	23.956	28.134 229.2
6	1'43.087	23.744	27.450	23.929	27.964 229.2
7	1'42.279	23.592	27.281	23.618	27.788 228.4
8	1'42.533	23.581	27.317	23.702	27.933 228.4
9	1'43.874	23.793	28.030	23.988	28.063 226.9
10	1'42.130	23.530	27.264	23.582	27.754 226.1
11	1'41.871	23.492	27.065	23.569	27.745 226.9
12	1'44.656 P	23.431	27.276	23.459	30.490 226.9
13	7'05.141	21.946	27.380	23.326	27.602
14	1'40.849 *	23.361	26.732	23.250 *	27.506 227.6
15	1'40.450 *	23.31 *	26.602	23.165	27.370 228.4
16	1'40.155	23.153	26.539	23.141	27.322 228.4
17	1'39.949	23.085	26.364	23.137	27.363 228.4

8th		71	Ayumu SASAKI	Liqui Moly Husqvarna	JPN
		Runs=2	Total laps=15	Full laps=11	Valid laps=10
1	4'04.006	23.151	30.019	24.718	28.857
2	1'44.265	23.977	27.791	24.035	28.462 227.6
3	1'44.045 *	23.756	28.000 *	23.925	28.364 228.4
4	1'43.546	23.650	27.621	24.087	28.188 228.4
5	1'43.008	23.495	27.474	23.886	28.153 229.2
6	1'42.551	23.360	27.444	23.634	28.113 229.2
7	1'41.911	23.349	27.169	23.447	27.946 227.6
8	1'41.784	23.345	27.062	23.478	27.899 228.4
9	1'48.941 P	23.572	27.855	24.106	33.408 224.7

9th		66	Joel KELSO	CFMOTO Racing Pru	AUS
		Runs=2	Total laps=18	Full laps=15	Valid laps=12
1	3'14.089	25.749	29.723	25.178	31.551
2	1'46.777	24.773	28.491	24.642	28.871 223.9
3	1'44.749 *	24.232	28.088 *	24.191	28.238 225.4
4	1'45.102	23.946	27.678	25.206	28.272 226.9
5	1'43.288	23.807	27.505	23.835	28.141 224.7
6	1'42.587	23.721	27.211	23.748	27.907 223.9
7	1'42.178	23.643	27.121	23.566	27.848 225.4
8	1'52.763 P	23.519	28.699	25.408	35.137 225.4
9	5'16.879	25.752	31.133	24.270	27.704
10	1'41.160	23.310	26.998	23.299	27.553 225.4
11	1'41.325	23.544	26.886	23.252	27.643 225.4
12	1'40.953	23.320	26.859	23.159	27.615 225.4
13	1'40.474	23.235	26.701	23.117	27.421 225.4
14	1'40.267	23.299	26.556	23.126	27.286 226.1
15	1'40.190 *	23.217	26.509	23.063 *	27.401 226.1
16	1'41.200 *	23.20 *	26.586	23.544	27.869 226.9
17	1'40.161	23.210	26.549	23.017	27.385 226.1
18	1'40.686	23.345	26.651	23.099	27.591 226.1

10th		31	Adrian FERNANDEZ	Leopard Racing	SPA
		Runs=2	Total laps=19	Full laps=16	Valid laps=13
1	2'53.596	23.522	28.455	24.598	28.994
2	1'44.257	23.949	27.651	24.256	28.401 226.1
3	1'43.670	23.770	27.478	24.299	28.123 226.9
4	1'43.688	23.662	27.849	24.119	28.058 229.2
5	1'43.660	23.650	27.780	24.115	28.115 227.6
6	1'43.284	23.625	27.631	23.961	28.067 226.1
7	1'42.530	23.552	27.371	23.713	27.894 226.9
8	1'41.668	23.436	27.165	23.502	27.565 230.7
9	1'41.475 *	23.240	27.017 *	23.574	27.644 229.2
10	1'46.212	23.354	27.175	25.458	30.225 227.6
11	1'41.892	23.426	27.104	23.647	27.715 226.9
12	1'49.190 P	23.309	27.754	24.085	34.042 226.9
13	4'08.450	23.458	27.934	23.422	27.604
14	1'41.514	23.080	26.858	23.975	27.601 226.9
15	1'40.478	23.106	26.580	23.209	27.583 227.6
16	1'40.340 *	23.069	26.681	23.194 *	27.396 228.4
17	1'40.816 *	23.07 *	26.750	23.364	27.631 229.9
18	1'40.250	23.083	26.611	23.178	27.378 227.6
19	1'40.462	23.022	26.615	23.264	27.561 227.6

11th		7	Filippo FARIOLI	Red Bull KTM Tech3	ITA
		Runs=2	Total laps=18	Full laps=15	Valid laps=14
1	2'58.901	23.348	28.661	25.516	30.041
2	1'45.136	24.190	28.136	24.398	28.412 226.1
3	1'44.452	24.228	27.832	24.175	28.217 231.5
4	1'43.618	23.975	27.703	23.888	28.052 226.1

Fastest Lap: Daniel HOLTADO Red Bull KTM Tech3 SPA **1'38.919** 22.829 26.268 22.776 27.046

These data/results cannot be reproduced, stored and/or transmitted in whole or in part by any manner of electronic, mechanical, photocopying, recording, broadcasting or otherwise now known or herein after developed without the previous express consent by the copyright owner, except for reproduction in daily press and regular printed publications on sale to the public within 60 days of the event related to those data/results and always provided that copyright symbol appears together as follows below.
© DORNA, 2023



Practice Nr. 1

Moto3

Lap	Lap Time	T1	T2	T3	T4	Speed	Lap	Lap Time	T1	T2	T3	T4	Speed
12th 19 Scott OGDEN VisionTrack Racing T GBR Runs=2 Total laps=18 Full laps=15 Valid laps=13													
1	2'29.905	26.348	30.289	25.770	29.844								
2	1'47.167	24.889	28.725	24.663	28.890	222.5							
3	1'45.070	24.234	28.053	24.196	28.587	223.9							
4	1'44.535 *	24.044	28.091*	24.020	28.380	223.9							
5	1'44.299	24.246	27.853	24.000	28.200	224.7							
6	1'43.427	23.740	27.528	23.958	28.201	227.6							
7	1'44.520	23.918	28.130	24.338	28.134	223.2							
8	1'43.559	23.808	27.739	23.827	28.185	226.9							
9	1'43.010	23.709	27.514	23.651	28.136	223.9							
10	1'42.922	23.623	27.506	23.730	28.063	223.9							
11	1'51.355 P	24.906	28.498	24.662	33.289	223.9							
12	5'36.267	25.570	28.047	24.891	28.152								
13	1'41.795	23.521	27.246	23.435	27.593	226.1							
14	1'41.654	23.335	27.063	23.496	27.760	226.9							
15	1'41.401 *	23.251	26.919	23.444*	27.787	226.1							
16	1'40.823	23.253	26.763	23.248	27.559	227.6							
17	1'40.689	23.257	26.705	23.197	27.530	227.6							
18	1'40.415	23.133	26.664	23.111	27.507	229.2							
14th 21 Vicente PEREZ BOE Motorsports SPA Runs=2 Total laps=16 Full laps=13 Valid laps=9													
1	3'48.388	25.231	28.778	24.444	28.455								
2	1'43.883 *	24.059	27.758*	23.959	28.107	222.5							
3	1'43.019 *	23.822	27.517*	23.687	27.993	221.8							
4	1'42.314	23.591	27.355	23.467	27.901	222.5							
5	1'42.043 *	23.625	27.053	23.365	28.000*	222.5							
6	1'42.147	23.486	27.251	23.604	27.806	220.3							
7	1'41.660	23.593	27.090	23.405	27.572	221.8							
8	1'40.752	23.150	26.916	23.181	27.505	227.6							
9	1'40.718	23.111	26.843	23.310	27.454	226.9							
10	1'49.884 P	23.850	29.143*	26.306	30.585	222.5							
11	8'10.484	24.339	27.492	23.287	27.568								
12	1'40.952	23.216	26.804	23.529	27.403	224.7							
13	1'40.786 *	23.137	26.627	23.527*	27.495	223.9							
14	2'10.844	44.197	34.618	24.246	27.783	224.7							
15	1'41.021	23.243	26.917	23.255	27.606	224.7							
16	1'40.605	23.304	26.698	23.149	27.454	224.7							
15th 63 Syarifuddin AZMAN MT Helmets - MSI MAL Runs=3 Total laps=13 Full laps=8 Valid laps=8													
1	2'57.897	23.620	28.633	25.642	28.837								
2	1'44.289	24.157	27.784	23.996	28.352	226.9							
3	4'12.625 P	23.966	27.4701	27.712	33.246	223.2							
4	7'55.629	27.940	28.460	24.337	28.428								
5	1'43.186	23.975	27.371	23.876	27.964	224.7							
6	1'43.048	23.785	27.168	23.815	28.280	225.4							
7	1'42.922	23.766	27.345	23.711	28.100	222.5							
8	1'46.413 P	23.730	27.365	23.981	31.337	222.5							
9	4'49.726	25.495	27.815	23.871	27.853								
10	1'41.661	23.603	26.984	23.348	27.726	223.2							
11	1'40.722	23.535	26.668	23.124	27.395	223.9							
12	1'41.677	23.355	26.913	23.510	27.899	226.1							
13	1'41.952	23.501	27.092	23.578	27.781	222.5							
16th 48 Ivan ORTOLÁ Angeluss MTA Team SPA Runs=3 Total laps=17 Full laps=12 Valid laps=11													
1	2'31.792	24.169	30.499	25.813	29.269								
2	1'46.201	24.301	28.587	24.763	28.550	226.1							
3	1'44.448	23.987	27.990	24.350	28.121	227.6							
4	1'44.340 *	23.908	28.091*	24.113	28.228	229.9							
5	1'43.785	23.842	27.832	24.045	28.066	229.2							
6	1'42.920	23.563	27.478	23.913	27.966	226.9							
7	1'42.778	23.616	27.389	23.858	27.915	227.6							
8	1'46.764 P	23.694	27.659	23.987	31.424	226.1							
9	5'36.342	29.197	28.255	24.027	28.173								
10	1'42.816	23.687	27.367	23.787	27.975	226.1							
11	1'42.425	23.486	27.250	23.729	27.960	225.4							
12	1'48.853 P	24.773	27.704	24.496	31.880	225.4							
13	4'20.138	29.838	29.123	23.714	27.553								
14	1'40.742	23.222	26.748	23.273	27.499	229.9							
15	1'40.727	23.169	26.854	23.313	27.391	229.2							
16	1'40.781	23.202	26.841	23.302	27.436	228.4							
17	1'45.447	25.828	27.962	23.727	27.930	228.4							

Fastest Lap: Daniel HOLTADO Red Bull KTM Tech3 SPA **1'38.919** 22.829 26.268 22.776 27.046

These data/results cannot be reproduced, stored and/or transmitted in whole or in part by any manner of electronic, mechanical, photocopying, recording, broadcasting or otherwise now known or herein after developed without the previous express consent by the copyright owner, except for reproduction in daily press and regular printed publications on sale to the public within 60 days of the event related to those data/results and always provided that copyright symbol appears together as follows below.
© DORNA, 2023



Practice Nr. 1

Moto3

Lap	Lap Time	T1	T2	T3	T4	Speed	Lap	Lap Time	T1	T2	T3	T4	Speed		
17th	53	Deniz ÖNCÜ				Red Bull KTM Ajo	TUR								
		Runs=2	Total laps=17	Full laps=14	Valid laps=13		20th	18	Matteo BERTELLE				Rivacold Snipers Tea	ITA	
									Runs=2	Total laps=17	Full laps=14	Valid laps=13			
1	3'59.201	24.024	29.416	25.933	29.305		1	2'47.774	27.323	29.613	25.579	29.010			
2	1'45.948	24.287	28.477	24.502	28.682	221.8	2	1'46.530	24.539	28.602	24.789	28.600	224.7		
3	1'44.850 *	23.828	28.446*	24.261	28.315	224.7	3	1'48.289	24.785	29.298	25.616	28.590	226.1		
4	1'44.836	23.668	28.400	24.557	28.211	224.7	4	1'44.749	24.132	28.045	24.370	28.202	226.9		
5	1'44.112	23.694	28.233	24.053	28.132	223.9	5	1'44.089	23.841	27.960	24.147	28.141	226.1		
6	1'42.625	23.490	27.352	23.989	27.794	229.2	6	1'44.418	24.083	27.694	23.946	28.695	226.1		
7	1'41.922	23.377	27.248	23.658	27.639	227.6	7	1'44.413	23.890	27.737	24.162	28.624	226.1		
8	1'41.720	23.319	27.109	23.483	27.809	229.9	8	1'43.471	23.750	27.660	23.909	28.152	225.4		
9	1'44.192 P	23.367	27.366	23.605	29.854	229.9	9	1'42.504	23.576	27.395	23.651	27.882	225.4		
10	5'39.313	23.423	29.270	24.199	27.949		10	1'53.147 P	25.085	28.957	26.217	32.888	226.1		
11	1'41.928	23.466	27.157	23.556	27.749	224.7	11	6'50.771	27.341	29.415	25.280	28.346			
12	1'41.603	23.364	27.250	23.236	27.753	225.4	12	1'41.580	23.631	27.027	23.332	27.590	226.1		
13	1'41.036	23.264	27.005	23.308	27.459	225.4	13	1'40.963	23.231	26.771	23.346	27.615	226.9		
14	1'41.300	23.410	27.116	23.260	27.514	226.9	14	1'46.358 *	24.070	30.481	23.936*	27.871	226.1		
15	1'41.115	23.197	27.092	23.261	27.565	225.4	15	1'40.797	23.230	26.789	23.366	27.412	229.2		
16	1'40.745	23.213	26.985	23.206	27.341	226.1	16	1'41.150	23.230	26.887	23.342	27.691	230.7		
17	1'41.364	23.071	27.021	23.499	27.773	226.1	17	1'40.854	23.256	26.788	23.304	27.506	225.4		
18th	55	Romano FENATI				Rivacold Snipers Tea	ITA	21st	95	Collin VEIJER				Liqui Moly Husqvarna	NED
		Runs=3	Total laps=15	Full laps=10	Valid laps=9				Runs=2	Total laps=17	Full laps=14	Valid laps=12			
1	2'45.134	26.878	29.029	24.601	28.945		1	3'47.286	24.026	29.799	25.050	29.373			
2	1'44.664	24.440	27.826	24.201	28.197	223.2	2	1'46.147	24.436	29.081	24.326	28.304	224.7		
3	1'43.657	23.973	27.492	24.079	28.113	223.9	3	1'43.835 *	23.840	28.105*	23.903	27.987	226.1		
4	1'54.497 P	25.424	28.692	25.027	35.354	222.5	4	1'42.475	23.572	27.300	23.719	27.884	229.2		
5	5'34.753	28.813	28.124	23.805	28.171		5	1'42.211	23.518	27.361	23.613	27.719	229.2		
6	1'43.085	23.983	27.376	23.760	27.966	223.2	6	1'42.141	23.449	27.245	23.638	27.809	229.2		
7	1'42.107	23.764	26.987	23.581	27.775	223.2	7	1'41.637	23.382	27.075	23.484	27.696	228.4		
8	1'49.629 P	23.539	27.370	26.272	32.448	223.9	8	1'41.347	23.308	27.058	23.400	27.581	229.2		
9	6'31.804	25.850	27.810	23.740	27.752		9	1'41.478	23.312	26.972	23.367	27.827	229.9		
10	1'40.794	23.498	26.688	23.089	27.519	223.2	10	1'41.372	23.305	26.982	23.430	27.655	229.2		
11	1'46.031	26.639	27.580	23.485	28.327	223.2	11	1'50.770 P	25.711	29.071	24.375	31.613	226.9		
12	1'41.880 *	23.397	27.276	23.561*	27.646	229.2	12	6'13.417	27.253	28.116	23.792	27.828			
13	1'40.826	23.412	26.723	23.178	27.513	223.2	13	1'41.718	23.438	27.108	23.508	27.664	227.6		
14	1'46.669	26.359	29.309	23.346	27.655	223.9	14	1'42.835 *	23.479	27.783	23.894*	27.679	227.6		
15	1'40.752	23.361	26.746	23.183	27.462	223.9	15	1'41.058	23.329	26.997	23.245	27.487	230.7		
19th	64	Mario AJI				Honda Team Asia	INA	16	1'41.537	23.257	27.078	23.518	27.684	229.9	
		Runs=2	Total laps=16	Full laps=13	Valid laps=11		17	1'40.821	23.288	26.849	23.237	27.447	229.2		
1	2'45.391	26.870	30.001	25.558	30.322		22nd	38	David SALVADOR				CIP Green Power	SPA	
2	1'47.361	24.658	28.065	24.882	29.756	221.0			Runs=2	Total laps=15	Full laps=12	Valid laps=11			
3	1'46.808	24.563	28.358	24.682	29.205	216.2	1	2'40.577	26.906	30.060	25.095	29.716			
4	1'45.612 *	24.591	27.995	24.166	28.860*	216.2	2	1'45.931	24.535	28.493	24.499	28.404	224.7		
5	1'44.419	24.185	27.675	24.015	28.544	215.5	3	1'43.906	23.946	27.846	24.061	28.053	226.1		
6	1'44.650	24.155	27.934	24.478	28.083	217.5	4	1'47.685	24.192	27.722	27.328	28.443	227.6		
7	1'43.144	23.883	27.352	23.840	28.069	220.3	5	1'44.090	24.081	27.589	24.218	28.202	223.9		
8	1'42.821	23.690	27.337	23.821	27.973	221.0	6	1'43.452	23.780	27.507	23.985	28.180	223.9		
9	1'42.840	23.610	27.410	23.678	28.142	221.8	7	1'43.089	23.684	27.370	23.870	28.165	223.9		
10	1'57.029 P	27.647	28.625	27.087	33.670	216.9	8	1'43.123	23.634	27.414	23.877	28.198	223.2		
11	8'30.396	25.770	28.377	24.214	29.295		9	1'42.838	23.597	27.297	23.859	28.085	223.9		
12	1'43.174	24.042	27.431	23.617	28.084	219.6	10	1'54.859 P	24.344	28.044	26.441	36.030	223.2		
13	1'45.398 *	23.823	27.510	23.996*	30.069	218.9	11	10'26.433	25.408	27.892	23.767	27.676			
14	1'41.283	23.434	26.790	23.370	27.689	222.5	12	1'42.344 *	23.465	27.362	23.887*	27.630	230.7		
15	1'42.038	23.529	26.934	23.493	28.082	221.8	13	1'40.977	23.316	26.709	23.356	27.596	228.4		
16	1'40.778	23.371	26.672	23.050	27.685	221.0									

Fastest Lap: Daniel HORGADO Red Bull KTM Tech3 SPA **1'38.919** 22.829 26.268 22.776 27.046

These data/results cannot be reproduced, stored and/or transmitted in whole or in part by any manner of electronic, mechanical, photocopying, recording, broadcasting or otherwise now known or herein after developed without the previous express consent by the copyright owner, except for reproduction in daily press and regular printed publications on sale to the public within 60 days of the event related to those data/results and always provided that copyright symbol appears together as follows below.
© DORNA, 2023

Practice Nr. 1

Moto3

Lap	Lap Time	T1	T2	T3	T4	Speed	Lap	Lap Time	T1	T2	T3	T4	Speed	
14	1'43.673	23.235	27.373	23.992	29.073	227.6	13	1'41.328	23.383	26.888	23.358	27.699	225.4	
15	1'40.942	23.240	26.696	23.273	27.733	227.6								
23rd	10	Diogo MOREIRA MT Helmets - MSI BRA					26th 54 Riccardo ROSSI SIC58 Squadra Corse ITA							
		Runs=2	Total laps=16	Full laps=13	Valid laps=13				Runs=2	Total laps=16	Full laps=13	Valid laps=12		
1	3'05.458	23.850	29.241	24.759	28.466		1	2'48.841	27.463	29.606	25.491	28.836		
2	1'44.550	24.211	28.141	24.117	28.081	226.1	2	1'46.175	24.477	28.354	24.857	28.487	223.9	
3	1'42.775	23.624	27.577	23.798	27.776	227.6	3	1'45.698	24.273	28.455	24.631	28.339	226.1	
4	1'42.708	23.614	27.481	23.728	27.885	226.9	4	1'44.971	24.102	28.049	24.565	28.255	224.7	
5	1'42.202	23.507	27.266	23.647	27.782	226.9	5	1'44.235	23.980	27.812	24.336	28.107	225.4	
6	1'42.164	23.585	27.320	23.544	27.715	228.4	6	1'45.358	24.026	28.102	24.805	28.425	226.9	
7	1'41.890	23.579	27.227	23.518	27.566	226.9	7	1'45.253	23.937	28.066	24.232	29.018	225.4	
8	1'41.961	23.438	27.112	23.517	27.894	228.4	8	1'43.904	23.902	27.741	24.208	28.053	226.1	
9	1'41.101	23.263	27.031	23.298	27.509	229.2	9	1'44.263	23.773	27.812	24.335	28.343	226.1	
10	1'46.214 P	23.308	27.159	23.746	32.001	230.7	10	1'43.898	23.940	27.727	24.049	28.182	224.7	
11	8'35.738	26.146	27.502	23.590	27.841		11	1'48.521 P	23.915	27.706	24.036	32.864	223.2	
12	1'41.375	23.296	27.144	23.324	27.611	226.9	12	9'16.306	24.804	27.964	23.811	27.960		
13	1'40.942	23.185	26.891	23.302	27.564	228.4	13	1'42.370 *	23.613	27.136	23.754 *	27.867	223.9	
14	1'41.277	23.348	27.102	23.344	27.483	227.6	14	1'42.075	23.529	27.104	23.671	27.771	223.9	
15	1'41.434	23.349	27.022	23.508	27.555	227.6	15	1'41.697	23.458	26.992	23.598	27.649	224.7	
16	1'41.138	23.259	26.994	23.318	27.567	225.4	16	1'42.029	23.492	27.005	23.680	27.852	224.7	
24th	27	Kaito TOBA SIC58 Squadra Corse JPN					27th 92 David ALMANSA Finetwork Intact GP SPA							
		Runs=2	Total laps=17	Full laps=14	Valid laps=11				Runs=2	Total laps=14	Full laps=10	Valid laps=11		
1	2'25.545	26.606	30.357	25.321	29.537		1	2'23.170	26.237	30.617	25.075	29.125		
2	1'46.062	24.625	28.501	24.427	28.509	221.8	2	1'45.597	24.528	28.375	24.235	28.459	219.6	
3	1'44.774	24.093	28.157	24.128	28.396	223.2	3	1'43.502	23.950	27.719	23.762	28.071	221.0	
4	1'44.743 *	24.079	28.196 *	24.184	28.284	223.9	4	1'43.482 *	23.785	27.714 *	23.855	28.128	221.0	
5	1'44.036	24.007	27.746	24.062	28.221	223.2	5	1'43.041	23.782	27.488	23.677	28.094	221.8	
6	1'43.675	23.920	27.675	23.857	28.223	223.2	6	1'43.592	23.987	27.620	23.779	28.206	221.0	
7	1'43.398	23.761	27.553	23.840	28.244	223.9	7	1'42.840	23.843	27.377	23.668	27.952	221.0	
8	1'45.193	24.604	27.994	24.088	28.507	223.2	8	1'43.531	24.011	27.679	23.724	28.117	221.0	
9	1'43.119	23.906	27.417	23.659	28.137	222.5	9	1'42.833	23.825	27.287	23.544	28.177	221.8	
10	1'42.804	23.655	27.318	23.722	28.109	223.9	10	1'43.035	23.724	27.608	23.596	28.107	221.0	
11	1'42.658	23.583	27.234	23.661	28.180	223.9	11	1'52.883 P	26.147	28.883	25.256	32.597	221.0	
12	1'47.596 P	23.656	27.290	23.791	32.859	223.2	12	7'16.396	25.321	28.203	23.742	28.077		
13	7'48.373	25.986	28.159	23.585	28.113		13	1'41.717	23.600	27.039	23.175	27.903	221.8	
14	1'42.625 *	23.647	27.253	23.732 *	27.993	224.7		unfinished	23.486	26.866			222.5	
15	1'42.586 *	23.82 *	27.344	23.611	27.803	224.7	14	5'32.721 P			34.226	36.972		
16	1'41.235	23.341	26.846	23.384	27.664	226.9								
17	1'41.291	23.386	26.839	23.340	27.726	226.1	28th	20	Lorenzo FELLON CIP Green Power FRA					
									Runs=2	Total laps=16	Full laps=13	Valid laps=9		
25th	82	Stefano NEPA Angeluss MTA Team ITA												
		Runs=3	Total laps=13	Full laps=8	Valid laps=8									
1	2'57.640	24.608	29.700	25.159	29.183		1	2'30.159	24.378	29.706	25.444	29.894		
2	1'47.920	24.305	30.816	24.428	28.371	223.2	2	1'47.180	24.985	28.531	24.790	28.874	226.1	
3	1'44.225	23.995	27.950	24.102	28.178	225.4	3	1'45.028	24.269	27.952	24.207	28.600	226.9	
4	1'43.342	23.791	27.634	23.747	28.170	225.4	4	1'44.611 *	24.186	27.985 *	24.114	28.326	227.6	
5	1'42.661	23.786	27.314	23.586	27.975	225.4	5	1'44.071	24.064	27.834	24.086	28.087	229.9	
6	1'45.298 P	23.636	27.179	23.575	30.908	226.1	6	1'43.485	23.870	27.429	24.005	28.181	229.9	
7	10'09.233	23.733	28.553	24.081	28.903		7	1'43.841	23.960	27.661	23.990	28.230	229.2	
8	1'43.228	23.666	27.331	23.840	28.391	221.8	8	1'44.795	24.224	28.114	24.361	28.096	225.4	
9	1'45.071 P	23.775	27.525	23.665	30.106	222.5	9	1'43.379 *	23.934	27.444	23.871	28.130 *	227.6	
10	5'11.370 *	22.954	28.783 *	24.667	28.954		10	1'47.071 P	23.860	27.577	23.980	31.654	225.4	
11	1'41.990	23.590	27.139	23.439	27.822	226.1	11	9'17.336	23.859	28.546	24.047	28.298		
12	1'41.600	23.520	27.009	23.310	27.761	225.4	12	1'42.628	23.783	27.340	23.728	27.777	224.7	
							13	1'42.354 *	23.576	27.159	23.561 *	28.058	226.9	
							14	1'42.164 *	23.61 *	27.100	23.562	27.890	226.1	
							15	1'41.919	23.540	27.050	23.454	27.875	226.1	

Fastest Lap: Daniel HOLTADO Red Bull KTM Tech3 SPA **1'38.919** 22.829 26.268 22.776 27.046

These data/results cannot be reproduced, stored and/or transmitted in whole or in part by any manner of electronic, mechanical, photocopying, recording, broadcasting or otherwise now known or herein after developed without the previous express consent by the copyright owner, except for reproduction in daily press and regular printed publications on sale to the public within 60 days of the event related to those data/results and always provided that copyright symbol appears together as follows below.
© DORNA, 2023

Practice Nr. 1

Moto3

Lap	Lap Time	T1	T2	T3	T4	Speed	Lap	Lap Time	T1	T2	T3	T4	Speed
16	1'41.762	23.478	27.025	23.507	27.752	226.1							

Fastest Lap: Daniel HOLGADO	Red Bull KTM Tech3	SPA	1'38.919	22.829	26.268	22.776	27.046
------------------------------------	--------------------	-----	-----------------	--------	--------	--------	--------

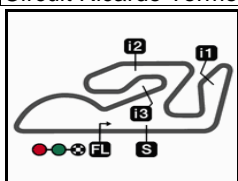
These data/results cannot be reproduced, stored and/or transmitted in whole or in part by any manner of electronic, mechanical, photocopying, recording, broadcasting or otherwise now known or herein after developed without the previous express consent by the copyright owner, except for reproduction in daily press and regular printed publications on sale to the public within 60 days of the event related to those data/results and always provided that copyright symbol appears together as follows below.
© DORNA, 2023

Official MotoGP Timing by **TISSOT**
www.motogp.com

Cheste, Friday, November 24, 2023

Page 6 of 6





4005 m.

GRAN PREMIO MOTUL DE LA COMUNITAT VALENCIANA

Practice Nr. 1

Best Partial Times

Moto3™


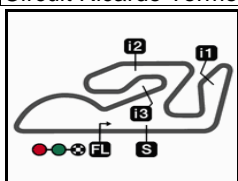
IT Ideal Lap Time, sum of the best partial times

BT Best Lap Time

T1			T2			T3			T4				
Pos	Rider	Time	Rider	Time	Rider	Time	Rider	Time	Pos	Rider	IT	BT	
1	D.HOLGADO	22.829	D.HOLGADO	26.268	D.HOLGADO	22.776	D.HOLGADO	27.046	1	D.HOLGADO	1'38.919	1'38.919 (1)	
2	D.ALONSO	22.852	J.RUEDA	26.364	D.ALONSO	22.906	D.ALONSO	27.107	2	D.ALONSO	1'39.256	1'39.320 (2)	
3	D.MUÑOZ	22.853	D.ALONSO	26.391	R.YAMANAKA	22.921	J.MASIA	27.113	3	J.MASIA	1'39.458	1'39.807 (3)	
4	A.SASAKI	22.966	R.YAMANAKA	26.406	J.MASIA	22.923	J.KELSO	27.286	4	D.MUÑOZ	1'39.741	1'39.931 (6)	
5	T.FURUSATO	22.973	J.MASIA	26.444	F.FARIOLI	23.016	D.MUÑOZ	27.307	5	R.YAMANAKA	1'39.809	1'39.847 (5)	
6	J.MASIA	22.978	T.FURUSATO	26.445	J.KELSO	23.017	J.RUEDA	27.322	6	T.FURUSATO	1'39.829	1'39.829 (4)	
7	A.FERNANDEZ	23.022	A.SASAKI	26.493	M.AJI	23.050	D.ÖNCÜ	27.341	7	J.RUEDA	1'39.908	1'39.949 (7)	
8	R.YAMANAKA	23.026	F.FARIOLI	26.497	T.FURUSATO	23.057	T.FURUSATO	27.354	8	A.SASAKI	1'39.927	1'39.956 (8)	
9	F.FARIOLI	23.033	J.KELSO	26.509	D.MUÑOZ	23.062	A.SASAKI	27.369	9	J.KELSO	1'40.022	1'40.161 (9)	
10	D.ÖNCÜ	23.071	D.MUÑOZ	26.519	R.FENATI	23.089	A.FERNANDEZ	27.378	10	F.FARIOLI	1'40.026	1'40.297 (11)	
11	J.RUEDA	23.085	A.FERNANDEZ	26.580	A.SASAKI	23.099	I.ORTOLÁ	27.391	11	A.FERNANDEZ	1'40.158	1'40.250 (10)	
12	V.PEREZ	23.111	X.ARTIGAS	26.604	S.OGDEN	23.111	S.AZMAN	27.395	12	V.PEREZ	1'40.290	1'40.605 (14)	
13	S.OGDEN	23.133	V.PEREZ	26.627	S.AZMAN	23.124	V.PEREZ	27.403	13	S.OGDEN	1'40.415	1'40.415 (12)	
14	I.ORTOLÁ	23.169	S.OGDEN	26.664	J.RUEDA	23.137	M.BERTELLE	27.412	14	X.ARTIGAS	1'40.489	1'40.503 (13)	
15	X.ARTIGAS	23.171	S.AZMAN	26.668	V.PEREZ	23.149	C.VEIJER	27.447	15	S.AZMAN	1'40.542	1'40.722 (15)	
16	D.MOREIRA	23.185	M.AJI	26.672	X.ARTIGAS	23.169	R.YAMANAKA	27.456	16	I.ORTOLÁ	1'40.581	1'40.727 (16)	
17	J.KELSO	23.210	R.FENATI	26.688	D.ALMANSA	23.175	R.FENATI	27.462	17	R.FENATI	1'40.600	1'40.752 (18)	
18	M.BERTELLE	23.230	D.SALVADOR	26.696	A.FERNANDEZ	23.178	F.FARIOLI	27.480	18	D.ÖNCÜ	1'40.603	1'40.745 (17)	
19	D.SALVADOR	23.235	I.ORTOLÁ	26.748	D.ÖNCÜ	23.206	D.MOREIRA	27.483	19	M.BERTELLE	1'40.717	1'40.797 (20)	
20	C.VEIJER	23.257	M.BERTELLE	26.771	C.VEIJER	23.237	S.OGDEN	27.507	20	M.AJI	1'40.778	1'40.778 (19)	
21	K.TOBA	23.341	K.TOBA	26.839	D.SALVADOR	23.273	X.ARTIGAS	27.545	21	C.VEIJER	1'40.790	1'40.821 (21)	
22	S.AZMAN	23.355	C.VEIJER	26.849	I.ORTOLÁ	23.273	D.SALVADOR	27.596	22	D.SALVADOR	1'40.800	1'40.942 (22)	
23	R.FENATI	23.361	D.ALMANSA	26.866	D.MOREIRA	23.298	R.ROSSI	27.649	23	D.MOREIRA	1'40.857	1'40.942 (23)	
24	M.AJI	23.371	S.NEPA	26.888	M.BERTELLE	23.304	K.TOBA	27.664	24	K.TOBA	1'41.184	1'41.235 (24)	

These data/results cannot be reproduced, stored and/or transmitted in whole or in part by any manner of electronic, mechanical, photocopying, recording, broadcasting or otherwise now known or herein after developed without the previous express consent by the copyright owner, except for reproduction in daily press and regular printed publications on sale to the public within 60 days of the event related to those data/results and always provided that copyright symbol appears together as follows below.
© DORNA, 2023

Circuit Ricardo Tormo

Results and timing service provided by  TISSOT

4005 m.

GRAN PREMIO MOTUL DE LA COMUNITAT VALENCIANA

Practice Nr. 1

Best Partial Times

Moto3™

IT Ideal Lap Time, sum of the best partial times

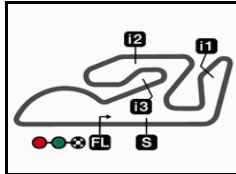
BT Best Lap Time

<i>T1</i>		<i>T2</i>		<i>T3</i>		<i>T4</i>				<i>IT</i>	<i>BT</i>	
<i>Pos</i>	<i>Rider</i>	<i>Time</i>	<i>Rider</i>	<i>Time</i>	<i>Rider</i>	<i>Time</i>	<i>Rider</i>	<i>Time</i>	<i>Pos</i>	<i>Rider</i>		
25	S.NEPA	23.383	D.MOREIRA	26.891	S.NEPA	23.310	M.AJI	27.685	25	S.NEPA	1'41.280	1'41.328 (25)
26	R.ROSSI	23.458	D.ÖNCÜ	26.985	K.TOBA	23.340	S.NEPA	27.699	26	D.ALMANSA	1'41.430	1'41.717 (27)
27	L.FELLON	23.478	R.ROSSI	26.992	L.FELLON	23.454	L.FELLON	27.752	27	R.ROSSI	1'41.697	1'41.697 (26)
28	D.ALMANSA	23.486	L.FELLON	27.025	R.ROSSI	23.598	D.ALMANSA	27.903	28	L.FELLON	1'41.709	1'41.762 (28)

These data/results cannot be reproduced, stored and/or transmitted in whole or in part by any manner of electronic, mechanical, photocopying, recording, broadcasting or otherwise now known or herein after developed without the previous express consent by the copyright owner, except for reproduction in daily press and regular printed publications on sale to the public within 60 days of the event related to those data/results and always provided that copyright symbol appears together as follows below.
© DORNA, 2023

Official MotoGP Timing by TISSOT
www.motogp.com





4005 m.

GRAN PREMIO MOTUL DE LA COMUNITAT VALENCIANA

Practice Nr. 1

Fastest Laps Sequence

<i>Practice Time</i>	 <i>Rider</i>	<i>Nation</i>	<i>Motorcycle</i>	<i>Time</i>	<i>Km/h</i>	<i>Rider's Lap</i>
3'50.570	80 David ALONSO	COL	GASGAS	1'44.591	137.8	2
4'37.853	31 Adrian FERNANDEZ	SPA	HONDA	1'44.257	138.2	2
4'44.098	6 Ryusei YAMANAKA	JPN	GASGAS	1'43.962	138.6	2
5'33.690	80 David ALONSO	COL	GASGAS	1'43.120	139.8	3
6'32.783	10 Diogo MOREIRA	BRA	KTM	1'42.775	140.2	3
8'09.551	96 Daniel HOLGADO	SPA	KTM	1'42.508	140.6	4
8'57.604	21 Vicente PEREZ	SPA	KTM	1'42.314	140.9	4
8'59.038	80 David ALONSO	COL	GASGAS	1'42.095	141.2	5
9'51.482	96 Daniel HOLGADO	SPA	KTM	1'41.931	141.4	5
9'51.688	6 Ryusei YAMANAKA	JPN	GASGAS	1'41.827	141.5	5
11'11.179	5 Jaume MASIA	SPA	HONDA	1'41.404	142.1	5
12'21.890	80 David ALONSO	COL	GASGAS	1'40.894	142.9	7
15'44.069	80 David ALONSO	COL	GASGAS	1'40.817	143.0	9
15'44.206	21 Vicente PEREZ	SPA	KTM	1'40.752	143.1	8
16'36.248	96 Daniel HOLGADO	SPA	KTM	1'40.556	143.3	9
17'24.533	80 David ALONSO	COL	GASGAS	1'40.464	143.5	10
26'27.821	96 Daniel HOLGADO	SPA	KTM	1'39.543	144.8	12
29'34.861	80 David ALONSO	COL	GASGAS	1'39.320	145.1	14
34'47.927	96 Daniel HOLGADO	SPA	KTM	1'39.107	145.4	17
36'26.846	96 Daniel HOLGADO	SPA	KTM	1'38.919	145.7	18

These data/results cannot be reproduced, stored and/or transmitted in whole or in part by any manner of electronic, mechanical, photocopying, recording, broadcasting or otherwise now known or herein after developed without the previous express consent by the copyright owner, except for reproduction in daily press and regular printed publications on sale to the public within 60 days of the event related to those data/results and always provided that copyright symbol appears together as follows below.

© DORNA, 2023

Official MotoGP Timing by TISSOT
www.motogp.com

Cheste, Friday, November 24, 2023

