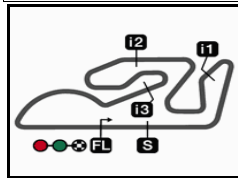


## GRAN PREMIO MOTUL DE LA COMUNITAT VALENCIANA


## Free Practice Nr. 1

## Classification

3



4005 m.

	Rider	Nation	Team	Motorcycle	Time	Lap Total	Gap	Top Speed
1	5 Johann ZARCO	FRA	Prima Pramac Racing	DUCATI	<b>1'30.191</b>	19 19		<b>333.7</b>
2	49 Fabio DI GIANNANTONIO	ITA	Gresini Racing MotoGP	DUCATI	<b>1'30.378</b>	12 17	0.187 0.187	<b>325.8</b>
3	89 Jorge MARTIN	SPA	Prima Pramac Racing	DUCATI	<b>1'30.450</b>	20 22	0.259 0.072	<b>333.7</b>
4	72 Marco BEZZECCHI	ITA	Mooney VR46 Racing Team	DUCATI	<b>1'30.490</b>	13 19	0.299 0.040	<b>330.5</b>
5	12 Maverick VIÑALES	SPA	Aprilia Racing	APRILIA	<b>1'30.534</b>	11 19	0.343 0.044	<b>332.1</b>
6	20 Fabio QUARTARARO	FRA	Monster Energy Yamaha MotoGP	YAMAHA	<b>1'30.556</b>	20 20	0.365 0.022	<b>327.4</b>
7	93 Marc MARQUEZ	SPA	Repsol Honda Team	HONDA	<b>1'30.564</b>	10 20	0.373 0.008	<b>325.8</b>
8	37 Augusto FERNANDEZ	SPA	GASGAS Factory Racing Tech3	KTM	<b>1'30.567</b>	20 20	0.376 0.003	<b>327.4</b>
9	23 Enea BASTIANINI	ITA	Ducati Lenovo Team	DUCATI	<b>1'30.811</b>	11 18	0.620 0.244	<b>328.9</b>
10	73 Alex MARQUEZ	SPA	Gresini Racing MotoGP	DUCATI	<b>1'30.857</b>	16 17	0.666 0.046	<b>327.4</b>
11	44 Pol ESPARGARO	SPA	GASGAS Factory Racing Tech3	KTM	<b>1'30.874</b>	19 20	0.683 0.017	<b>332.1</b>
12	43 Jack MILLER	AUS	Red Bull KTM Factory Racing	KTM	<b>1'30.901</b>	11 19	0.710 0.027	<b>327.4</b>
13	1 Francesco BAGNAIA	ITA	Ducati Lenovo Team	DUCATI	<b>1'30.969</b>	10 18	0.778 0.068	<b>332.1</b>
14	25 Raul FERNANDEZ	SPA	CryptoDATA RNF MotoGP Team	APRILIA	<b>1'31.046</b>	13 22	0.855 0.077	<b>325.8</b>
15	21 Franco MORBIDELLI	ITA	Monster Energy Yamaha MotoGP	YAMAHA	<b>1'31.112</b>	19 20	0.921 0.066	<b>328.9</b>
16	33 Brad BINDER	RSA	Red Bull KTM Factory Racing	KTM	<b>1'31.252</b>	11 23	1.061 0.140	<b>330.5</b>
17	10 Luca MARINI	ITA	Mooney VR46 Racing Team	DUCATI	<b>1'31.297</b>	19 20	1.106 0.045	<b>332.1</b>
18	30 Takaaki NAKAGAMI	JPN	LCR Honda IDEMITSU	HONDA	<b>1'31.443</b>	5 15	1.252 0.146	<b>324.3</b>
19	42 Alex RINS	SPA	LCR Honda CASTROL	HONDA	<b>1'31.488</b>	16 20	1.297 0.045	<b>328.9</b>
20	41 Aleix ESPARGARO	SPA	Aprilia Racing	APRILIA	<b>1'31.514</b>	14 15	1.323 0.026	<b>328.9</b>
21	36 Joan MIR	SPA	Repsol Honda Team	HONDA	<b>1'31.553</b>	5 5	1.362 0.039	<b>325.8</b>
22	32 Lorenzo SAVADORI	ITA	CryptoDATA RNF MotoGP Team	APRILIA	<b>1'31.997</b>	19 19	1.806 0.444	<b>324.3</b>

Practice condition: **Dry**Air: **15°**Humidity: **32%**Ground: **9°**

<b>Fastest Lap:</b>	Lap: 19	<b>Johann ZARCO</b>	<b>1'30.191</b>	159.8 Km/h
<b>Best Race Lap:</b>	2021	<b>Francesco BAGNAIA</b>	<b>1'31.042</b>	158.3 Km/h
<b>All Time Lap Record:</b>	2016	<b>Jorge LORENZO</b>	<b>1'29.401</b>	161.2 Km/h

The results are provisional until the end of the limit for protest and appeals.

Time limit for protest expires 60' after publication of the results - ..... Time: .....

These data/results cannot be reproduced, stored and/or transmitted in whole or in part by any manner of electronic, mechanical, photocopying, recording, broadcasting or otherwise now known or herein after developed without the previous express consent by the copyright owner, except for reproduction in daily press and regular printed publications on sale to the public within 60 days of the event related to those data/results and always provided that copyright symbol appears together as follows below.

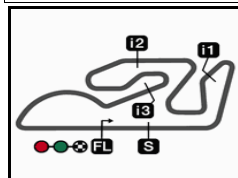
© DORNA, 2023

Official MotoGP Timing by TISSOT

www.motogp.com

Cheste, Friday, November 24, 2023





4005 m.

## GRAN PREMIO MOTUL DE LA COMUNITAT VALENCIANA

## Free Practice Nr. 1

## Top Speed &amp; Average

4



Rider	Nation	Motorcycle	Top 5 speeds					Average	Top
5 Johann ZARCO	FRA	DUCATI	333.7	332.1	332.1	330.5	330.5	331.8	333.7
89 Jorge MARTIN	SPA	DUCATI	333.7	328.9	327.4	327.4	327.4	328.2	333.7
1 Francesco BAGNAIA	ITA	DUCATI	332.1	328.9	328.9	327.4	325.8	327.2	332.1
10 Luca MARINI	ITA	DUCATI	332.1	328.9	328.9	328.9	327.4	328.6	332.1
12 Maverick VIÑALES	SPA	APRILIA	332.1	328.9	328.9	328.9	328.9	329.4	332.1
44 Pol ESPARGARO	SPA	KTM	332.1	330.5	328.9	328.9	327.4	328.9	332.1
33 Brad BINDER	RSA	KTM	330.5	328.9	328.9	328.9	328.9	329.1	330.5
72 Marco BEZZECCHI	ITA	DUCATI	330.5	328.9	328.9	328.9	328.9	329.2	330.5
21 Franco MORBIDELLI	ITA	YAMAHA	328.9	327.4	327.4	327.4	327.4	327.6	328.9
23 Enea BASTIANINI	ITA	DUCATI	328.9	328.9	328.9	328.9	328.9	328.9	328.9
41 Aleix ESPARGARO	SPA	APRILIA	328.9	327.4	327.4	327.4	327.4	327.7	328.9
42 Alex RINS	SPA	HONDA	328.9	327.4	327.4	325.8	325.8	327.1	328.9
20 Fabio QUARTARARO	FRA	YAMAHA	327.4	324.3	324.3	324.3	324.3	324.5	327.4
37 Augusto FERNANDEZ	SPA	KTM	327.4	325.8	324.3	324.3	322.8	323.9	327.4
43 Jack MILLER	AUS	KTM	327.4	327.4	325.8	325.8	325.8	326.3	327.4
73 Alex MARQUEZ	SPA	DUCATI	327.4	325.8	325.8	324.3	324.3	325.3	327.4
25 Raul FERNANDEZ	SPA	APRILIA	325.8	325.8	325.8	324.3	324.3	324.8	325.8
36 Joan MIR	SPA	HONDA	325.8	325.8	322.8	321.3	319.8	323.1	325.8
49 Fabio DI GIANNANTONIO	ITA	DUCATI	325.8	325.8	324.3	324.3	324.3	324.7	325.8
93 Marc MARQUEZ	SPA	HONDA	325.8	325.8	325.8	325.8	324.3	325.5	325.8
30 Takaaki NAKAGAMI	JPN	HONDA	324.3	324.3	322.8	322.8	322.8	323.4	324.3
32 Lorenzo SAVADORI	ITA	APRILIA	324.3	324.3	324.3	322.8	322.8	323.4	324.3

These data/results cannot be reproduced, stored and/or transmitted in whole or in part by any manner of electronic, mechanical, photocopying, recording, broadcasting or otherwise now known or herein after developed without the previous express consent by the copyright owner, except for reproduction in daily press and regular printed publications on sale to the public within 60 days of the event related to those data/results and always provided that copyright symbol appears together as follows below.

© DORNA, 2023

Official MotoGP Timing by TISSOT  
www.motogp.com



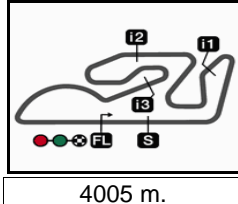
Cheste, Friday, November 24, 2023

## GRAN PREMIO MOTUL DE LA COMUNITAT VALENCIANA

## Free Practice Nr. 1

## Chronological Analysis of Performances

5



4005 m.

\* Lap / Sector time cancelled

T1 Time from finish line to 1st intermediate

T3 Time from 2nd intermed. to 3rd intermed.

P Crossing the finish line in pit lane

T2 Time from 1st intermed. to 2nd intermed.

T4 Time from 3rd intermediate to finish line

\*\*Tyre data subject to further updates

Lap	Lap Time	T1	T2	T3	T4	Speed	Lap	Lap Time	T1	T2	T3	T4	Speed	
<b>1st</b>	<b>5</b>	<b>Johann ZARCO</b> DUCATI FRA						10	<b>1'30.765</b>	20.427	24.427	21.675	24.236	325.8
		Prima Pramac Racing						11	<b>1'30.613</b>	20.465	24.267	21.630	24.251	324.3
		Runs=3 Total laps=19 Full laps=14 Valid laps=13						12	<b>1'30.378</b>	20.370	24.207	21.687	24.114	324.3
<b>Run # 1</b>	<b>Front Tyre</b>	<b>Slick-Soft</b>	<b>Rear Tyre</b>	<b>Slick-Medium</b>			13	1'38.100 P	20.350	24.306	21.753	31.691	325.8	
		<b>New Tyre</b>	<b>New Tyre</b>				<b>Run # 3</b>	<b>Front Tyre</b>	<b>Slick-Soft</b>	<b>Rear Tyre</b>	<b>Slick-Medium</b>			
1	2'20.532	22.725	28.109	23.577	25.096									
2	<b>1'33.064</b>	21.238	25.090	22.108	24.628	325.8								
3	<b>1'32.189</b>	20.764	24.892	22.096	24.437	325.8								
4	<b>1'36.508</b>	21.160	25.031	25.519	24.798	332.1								
5	<b>1'31.553</b>	20.775	24.666	21.775	24.337	333.7								
6	1'39.268 P	20.589	24.584	23.603*	30.492	330.5								
<b>Run # 2</b>	<b>Front Tyre</b>	<b>Slick-Soft</b>	<b>Rear Tyre</b>	<b>Slick-Medium</b>			<b>3rd</b>	<b>89</b>	<b>Jorge MARTIN</b> DUCATI SPA					
		<b>6 Laps at start</b>	<b>6 Laps at start</b>						Prima Pramac Racing					
7	10'36.099	22.717	27.280	23.024	25.461				Runs=4 Total laps=22 Full laps=15 Valid laps=14					
8	<b>1'33.890</b>	20.983	25.263	22.720	24.924	322.8	<b>Run # 1</b>	<b>Front Tyre</b>	<b>Slick-Soft</b>	<b>Rear Tyre</b>	<b>Slick-Medium</b>			
9	<b>1'31.571</b>	20.625	24.669	21.894	24.383	332.1			<b>New Tyre</b>	<b>New Tyre</b>				
10	<b>1'31.118</b>	20.490	24.602	21.749	24.277	325.8	1	2'19.686	24.912	26.894	22.842	25.050		
11	<b>1'31.703</b>	20.579	24.717	22.061	24.346	327.4	2	<b>1'33.488</b>	21.041	25.132	22.477	24.838	324.3	
12	<b>1'31.654</b>	20.612	24.648	21.908	24.486	327.4	3	<b>1'31.288</b>	20.419	24.687	21.854	24.328	325.8	
13	1'38.558 P	20.472	25.215	23.899	28.972	324.3	4	<b>1'31.787</b>	20.449	24.545	22.396	24.397	328.9	
<b>Run # 3</b>	<b>Front Tyre</b>	<b>Slick-Medium</b>	<b>Rear Tyre</b>	<b>Slick-Medium</b>	<b>New Tyre</b>		5	<b>1'30.877</b>	20.393	24.414	21.751	24.319	327.4	
14	8'45.221	22.259	25.868	23.478	24.643		6	1'37.286 P	20.317	24.506	23.877	28.586	333.7	
15	<b>1'30.782</b>	20.501	24.615	21.618	24.048	330.5	<b>Run # 2</b>	<b>Front Tyre</b>	<b>Slick-Soft</b>	<b>Rear Tyre</b>	<b>Slick-Medium</b>			
16	1'31.177 *	20.429	24.412	22.129*	24.207	327.4			<b>6 Laps at start</b>	<b>6 Laps at start</b>				
17	<b>1'30.505</b>	20.408	24.367	21.561	24.169	325.8	7	6'21.618	24.795	26.243	22.132	24.427		
18	<b>1'30.478</b>	20.274	24.402	21.619	24.183	327.4	8	<b>1'35.226</b>	23.671	25.221	21.968	24.366	327.4	
19	<b>1'30.191</b>	20.226	24.289	21.613	24.063	327.4	9	<b>1'31.219</b>	20.498	24.619	21.829	24.273	325.8	
							10	<b>1'31.726</b>	20.325	24.519	22.006	24.876	321.3	
							11	1'34.533 P	20.358	24.561	22.175	27.439	322.8	
<b>2nd</b>	<b>49</b>	<b>Fabio DI GIANNANTON</b> DUCATI ITA						<b>Run # 3</b>	<b>Front Tyre</b>	<b>Slick-Medium</b>	<b>Rear Tyre</b>	<b>Slick-Medium</b>		
		Gresini Racing MotoGP								<b>New Tyre</b>	<b>11 Laps at start</b>			
		Runs=3 Total laps=17 Full laps=12 Valid laps=12						12	5'30.247	21.692	25.555	22.252	24.509	
<b>Run # 1</b>	<b>Front Tyre</b>	<b>Slick-Soft</b>	<b>Rear Tyre</b>	<b>Slick-Medium</b>			13	<b>1'31.181</b>	20.382	24.537	21.922	24.340	327.4	
		<b>New Tyre</b>	<b>New Tyre</b>				14	<b>1'30.991</b>	20.288	24.518	21.795	24.390	327.4	
1	2'00.602	23.524	27.519	23.736	27.058		15	<b>1'31.979</b>	20.298	25.054	22.252	24.375	327.4	
2	<b>1'34.360</b>	21.141	25.788	22.415	25.016	321.3	16	1'35.222 P	20.374	24.737	22.045	28.066	327.4	
3	<b>1'32.344</b>	20.719	25.120	21.959	24.546	322.8	<b>Run # 4</b>	<b>Front Tyre</b>	<b>Slick-Medium</b>	<b>Rear Tyre</b>	<b>Slick-Medium</b>			
4	<b>1'31.622</b>	20.748	24.658	21.870	24.346	322.8			<b>5 Laps at start</b>	<b>New Tyre</b>				
5	<b>1'31.056</b>	20.367	24.529	21.767	24.393	322.8	17	4'33.327	20.928	25.758	22.308	24.389		
6	<b>1'30.851</b>	20.355	24.438	21.752	24.306	322.8	18	<b>1'30.620</b>	20.284	24.478	21.754	24.104	325.8	
7	1'41.924 P	23.273*	25.750	22.504	30.397	319.8	19	1'30.309 *	20.126	24.247	21.827*	24.109	325.8	
<b>Run # 2</b>	<b>Front Tyre</b>	<b>Slick-Soft</b>	<b>Rear Tyre</b>	<b>Slick-Medium</b>			20	<b>1'30.450</b>	20.255	24.337	21.731	24.127	327.4	
		<b>7 Laps at start</b>	<b>7 Laps at start</b>				21	<b>1'30.811</b>	20.199	24.391	21.942	24.279	327.4	
8	13'13.397	23.242	26.955	22.410	24.528		22	<b>1'30.735</b>	20.240	24.434	21.821	24.240	325.8	
9	<b>1'31.409</b>	20.613	24.744	21.797	24.255	324.3								

**Fastest Lap:** Johann ZARCO Prima Pramac Racing FRA **1'30.191** 20.226 24.289 21.613 24.063

These data/results cannot be reproduced, stored and/or transmitted in whole or in part by any manner of electronic, mechanical, photocopying, recording, broadcasting or otherwise now known or herein after developed without the previous express consent by the copyright owner, except for reproduction in daily press and regular printed publications on sale to the public within 60 days of the event related to those data/results and always provided that copyright symbol appears together as follows below.  
© DORNA, 2023



# Free Practice Nr. 1

# MotoGP

Lap	Lap Time	T1	T2	T3	T4	Speed	Lap	Lap Time	T1	T2	T3	T4	Speed
<b>4th</b>	<b>72</b>	<b>Marco BEZZECCHI</b> DUCATI ITA					19	<b>1'30.870</b>	<b>20.326</b>	24.483	21.761	24.300	328.9
Mooney VR46 Racing Team													
Runs=3 Total laps=19 Full laps=14 Valid laps=13													
Run #	1	Front Tyre	Slick-Soft	Rear Tyre	Slick-Medium								
		New Tyre		New Tyre									
1	2'01.277	23.560	28.310	25.794	28.510								
2	<b>1'34.597</b>	21.449	25.879	22.612	24.657	319.8							
3	<b>1'31.823</b>	20.643	24.994	21.995	<b>24.191</b>	328.9							
4	<b>1'31.578</b>	20.524	24.838	21.913	24.303	<b>330.5</b>							
5	<b>1'30.883</b>	20.431	24.511	21.719	24.222	328.9							
6	<b>1'30.986</b>	20.484	24.559	21.685	24.258	328.9							
7	1'37.091 P	21.506*	25.377	22.302	27.906	325.8							
Run #	2	Front Tyre	Slick-Soft	Rear Tyre	Slick-Medium								
		7 Laps at start		7 Laps at start									
8	12'30.051	25.081	26.402	23.092	25.097								
9	1'37.496 P	20.548	24.949	21.901	30.098	325.8							
Run #	3	Front Tyre	Slick-Soft	Rear Tyre	Slick-Medium								
		9 Laps at start		9 Laps at start									
10	6'54.245	26.320	26.287	23.319	26.401								
11	<b>1'31.607</b>	20.470	24.748	21.914	24.475	325.8							
12	<b>1'30.523</b>	20.298	24.475	<b>21.539</b>	24.211	327.4							
13	<b>1'30.490</b>	<b>20.231</b>	24.466	21.591	24.202	327.4							
14	<b>1'30.616</b>	20.315	<b>24.384</b>	21.655	24.262	327.4							
15	<b>1'32.277</b>	20.984	25.225	21.751	24.317	327.4							
16	1'31.354 *	20.637	24.482	21.888*	24.347	327.4							
17	<b>1'30.753</b>	20.388	24.481	21.595	24.289	328.9							
18	<b>1'30.797</b>	20.306	24.525	21.600	24.366	327.4							
19	<b>1'30.807</b>	20.371	24.442	21.638	24.356	325.8							
<b>5th</b>	<b>12</b>	<b>Maverick VIÑALES</b> APRILIA SPA											
Aprilia Racing													
Runs=3 Total laps=19 Full laps=14 Valid laps=11													
Run #	1	Front Tyre	Slick-Soft	Rear Tyre	Slick-Soft								
		New Tyre		New Tyre									
1	2'23.455	23.801	26.432	22.780	25.259								
2	<b>1'33.547</b>	21.594	25.198	22.083	24.672	316.8							
3	<b>1'32.560</b>	20.907	24.861	22.106	24.686	327.4							
4	<b>1'32.004</b>	20.775	24.828	21.908	24.493	328.9							
5	<b>1'31.439</b>	20.472	24.613	21.799	24.555	<b>332.1</b>							
6	1'32.473 *	20.520	24.535	22.674*	24.744	328.9							
7	1'31.206 *	20.669*	24.474	21.730	24.333	328.9							
8	1'38.197 P	20.670	25.565	22.803	29.159	328.9							
Run #	2	Front Tyre	Slick-Soft	Rear Tyre	Slick-Soft								
		8 Laps at start		8 Laps at start									
9	9'48.631	22.387	25.413	22.304	24.636								
10	<b>1'31.540</b>	20.743	24.654	21.799	24.344	324.3							
11	<b>1'30.534</b>	20.336	<b>24.432</b>	<b>21.604</b>	<b>24.162</b>	327.4							
12	<b>1'30.935</b>	20.418	24.531	21.755	24.231	327.4							
13	<b>1'31.075</b>	20.439	24.489	21.744	24.403	325.8							
14	<b>1'30.888</b>	20.421	24.486	21.724	24.257	325.8							
15	1'39.190 P	20.419	24.586	23.271	30.914	322.8							
Run #	3	Front Tyre	Slick-Soft	Rear Tyre	Slick-Soft								
		15 Laps at start		15 Laps at start									
16	8'11.257	24.933	26.307	22.344	24.513								
17	1'31.359 *	20.395	24.563	22.151*	24.250	325.8							
18	<b>1'30.731</b>	20.361	24.473	21.666	24.231	327.4							
<b>6th</b>	<b>20</b>	<b>Fabio QUARTARARO</b> YAMAHA FRA											
Monster Energy Yamaha MotoGP													
Runs=3 Total laps=20 Full laps=15 Valid laps=14													
Run #	1	Front Tyre	Slick-Soft	Rear Tyre	Slick-Medium								
		New Tyre		New Tyre									
1	2'57.096	22.836	27.358	23.133	25.438								
2	<b>1'33.244</b>	21.089	25.267	22.145	24.743	322.8							
3	<b>1'32.142</b>	20.704	24.891	22.083	24.464	<b>327.4</b>							
4	<b>1'31.428</b>	20.536	24.638	21.748	24.506	324.3							
5	<b>1'30.971</b>	20.435	24.461	21.743	24.332	324.3							
6	1'32.069 *	20.418	24.479	22.427*	24.745	324.3							
7	<b>1'31.380</b>	20.530	24.529	21.894	24.427	324.3							
8	<b>1'30.996</b>	20.439	24.372	21.771	24.414	324.3							
9	1'40.745 P	20.450	26.881	23.732	29.682	324.3							
Run #	2	Front Tyre	Slick-Medium	Rear Tyre	Slick-Medium								
		New Tyre		9 Laps at start									
10	10'24.092	22.097	26.370	22.505	24.904								
11	<b>1'31.864</b>	20.634	24.800	21.913	24.517	324.3							
12	<b>1'31.333</b>	20.547	24.553	21.821	24.412	324.3							
13	<b>1'33.737</b>	20.484	25.331	23.225	24.697	324.3							
14	<b>1'31.537</b>	20.565	24.572	21.833	24.567	324.3							
15	<b>1'31.587</b>	20.620	24.516	21.825	24.626	324.3							
16	1'38.646 P	20.762	27.195	22.524	28.165	322.8							
Run #	3	Front Tyre	Slick-Medium	Rear Tyre	Slick-Medium								
		7 Laps at start		New Tyre									
17	6'00.658	21.771	25.716	22.391	24.590								
18	<b>1'31.701</b>	20.667	24.620	21.705	24.709	324.3							
19	<b>1'30.600</b>	20.499	24.290	<b>21.502</b>	24.309	322.8							
20	<b>1'30.556</b>	<b>20.381</b>	<b>24.193</b>	21.675	<b>24.307</b>	322.8							
<b>7th</b>	<b>93</b>	<b>Marc MARQUEZ</b> HONDA SPA											
Repsol Honda Team													
Runs=3 Total laps=20 Full laps=15 Valid laps=14													
Run #	1	Front Tyre	Slick-Soft	Rear Tyre	Slick-Medium								
		New Tyre		New Tyre									
1	2'16.065	24.172	27.402	23.464	25.607								
2	<b>1'35.158</b>	21.278	25.784	22.382	25.714	316.8							
3	<b>1'33.127</b>	20.764	25.214	22.405	24.744	321.3							
4	<b>1'32.327</b>	20.892	24.630	22.305	24.500	322.8							
5	<b>1'30.931</b>	20.490	<b>24.381</b>	21.796	24.264	<b>325.8</b>							
6	1'44.208 P	23.053	26.757	24.017*	30.381	325.8							
Run #	2	Front Tyre	Slick-Soft	Rear Tyre	Slick-Medium								
		6 Laps at start		6 Laps at start									
7	8'42.324	22.620	26.209	22.921	24.987								
8	<b>1'33.490</b>	21.079	25.256	22.449	24.706	322.8							
9	<b>1'30.991</b>	20.401	24.565	21.721	24.304	321.3							
10	<b>1'30.564</b>	20.329	24.418	<b>21.637</b>	<b>24.180</b>	322.8							
11	<b>1'30.869</b>	20.339	24.475	21.717	24.338	322.8							
12	<b>1'30.882</b>	20.389	24.484	21.676	24.333	322.8							
13	1'41.706 P	21.794	26.997	23.608	29.307	322.8							
Run #	3	Front Tyre	Slick-Soft	Rear Tyre	Slick-Medium								
		13 Laps at start		13 Laps at start									
14	9'04.803	23.652	27.483	22.687	25.009								
15	<b>1'33.575</b>	20.943	25.411	22.390	24.831	321.3							

**Fastest Lap:** Johann ZARCO Prima Pramac Racing FRA **1'30.191** 20.226 24.289 21.613 24.063

These data/results cannot be reproduced, stored and/or transmitted in whole or in part by any manner of electronic, mechanical, photocopying, recording, broadcasting or otherwise now known or herein after developed without the previous express consent by the copyright owner, except for reproduction in daily press and regular printed publications on sale to the public within 60 days of the event related to those data/results and always provided that copyright symbol appears together as follows below.  
© DORNA, 2023

Official MotoGP Timing by TISSOT  
www.motogp.com

Cheste, Friday, November 24, 2023

Page 2 of 6





# Free Practice Nr. 1

# MotoGP

Lap	Lap Time	T1	T2	T3	T4	Speed	Lap	Lap Time	T1	T2	T3	T4	Speed	
16	1'31.698	20.527	24.896	22.004	24.271	322.8	14	1'37.072 P	20.588	25.028	22.288	29.168	328.9	
17	1'34.181 *	20.454	24.692	23.009*	26.026	325.8	<b>Run # 3</b>						<b>Front Tyre Slick-Medium</b>	<b>Rear Tyre Slick-Medium</b>
18	1'32.329	20.635	24.949	22.110	24.635	325.8							<b>New Tyre</b>	<b>14 Laps at start</b>
19	1'30.702	20.314	24.462	21.644	24.282	322.8	15	12'12.509	22.502	27.907	23.216	25.232		
20	1'30.713	20.312	24.451	21.676	24.274	324.3	16	1'32.108	20.704	24.821	22.050	24.533	328.9	

**8th** **37** **Augusto FERNANDEZ** KTM SPA  
GASGAS Factory Racing Tech3

Runs=3 Total laps=20 Full laps=15 Valid laps=15

Run #	1	Front Tyre	Slick-Soft	Rear Tyre	Slick-Medium	Speed
			<b>New Tyre</b>		<b>New Tyre</b>	
1	2'18.496	24.406	27.907	23.486	25.904	
2	1'34.657	21.445	25.808	22.430	24.974	313.9
3	1'32.351	20.995	25.006	21.876	24.474	313.9
4	1'31.979	20.755	24.843	21.899	24.482	324.3
5	1'31.543	20.677	24.591	21.853	24.422	325.8
6	1'38.867 P	20.694	25.999	22.253*	29.921	324.3

**Run # 2** Front Tyre Slick-Soft Rear Tyre Slick-Medium  
6 Laps at start 6 Laps at start

7	9'56.866	24.879	26.185	22.421	25.001	
8	1'32.084	20.799	25.020	21.807	24.458	319.8
9	1'31.189	20.487	24.790	21.690	24.222	322.8
10	1'31.174	20.460	24.656	21.734	24.324	322.8
11	1'32.836	20.726	24.953	22.090	25.067	322.8
12	1'31.527	20.731	24.657	21.777	24.362	327.4
13	1'32.598	20.588	24.707	22.188	25.115	316.8
14	1'31.457	20.488	24.708	21.808	24.453	322.8
15	1'34.236 P	20.540	24.678	21.752	27.266	322.8

**Run # 3** Front Tyre Slick-Medium Rear Tyre Slick-Medium  
New Tyre New Tyre

16	7'20.388	24.797	26.543	22.933	26.472	
17	1'32.421	20.745	24.858	22.044	24.774	319.8
18	1'30.793	20.499	24.353	21.552	24.389	318.3
19	1'32.718	21.072	25.166	21.963	24.517	316.8
20	1'30.567	20.321	24.479	21.549	24.218	322.8

**9th** **23** **Enea BASTIANINI** DUCATI ITA  
Ducati Lenovo Team

Runs=3 Total laps=18 Full laps=12 Valid laps=11

Run #	1	Front Tyre	Slick-Soft	Rear Tyre	Slick-Medium	Speed
			<b>New Tyre</b>		<b>New Tyre</b>	
1	2'35.985	24.168	27.658	23.543	25.557	
2	1'34.335	21.674	25.582	22.323	24.756	324.3
3	1'32.639 *	20.919	24.919	22.247*	24.554	327.4
4	1'32.086	20.806	24.757	22.067	24.456	328.9
5	1'31.123	20.493	24.478	21.838	24.314	328.9
6	1'37.471 P	20.458	24.448	23.149*	29.416	328.9

**Run # 2** Front Tyre Slick-Soft Rear Tyre Slick-Medium  
6 Laps at start 6 Laps at start

7	7'29.577	22.457	25.705	22.292	24.592	
8	1'31.453	20.606	24.651	21.781	24.415	322.8
9	1'30.904	20.348	24.507	21.738	24.311	327.4
10	1'33.293	21.379	25.317	22.095	24.502	328.9
11	1'30.811	20.305	24.454	21.713	24.339	327.4
12	1'33.219	20.431	25.284	22.253	25.251	328.9
13	1'31.132	20.530	24.416	21.799	24.387	327.4

**10th** **73** **Alex MARQUEZ** DUCATI SPA  
Gresini Racing MotoGP

Runs=3 Total laps=17 Full laps=12 Valid laps=13

Run #	1	Front Tyre	Slick-Soft	Rear Tyre	Slick-Medium	Speed
			<b>New Tyre</b>		<b>New Tyre</b>	
1	1'47.167	23.493	27.849	23.876	25.658	
2	1'34.555	21.617	25.719	22.673	24.546	318.3
3	1'32.089	20.695	25.026	22.081	24.287	322.8
4	1'31.327	20.691	24.683	21.767	24.186	322.8
5	1'30.907	20.430	24.584	21.716	24.177	324.3
6	1'31.432	20.508	24.504	21.620	24.800	324.3
						unfinished 322.8

**Run # 2** Front Tyre Slick-Soft Rear Tyre Slick-Medium  
New Tyre New Tyre

7	1'40.078 *	24.090*	27.310	23.515	25.163	
8	1'33.836	21.249	25.454	22.543	24.590	322.8
9	1'37.652 P	20.825	24.814	21.956	30.057	322.8

**Run # 3** Front Tyre Slick-Soft Rear Tyre Slick-Medium  
3 Laps at start 3 Laps at start

10	7'59.649	23.668	26.434	22.773	24.888	
11	1'32.477	21.003	24.959	21.959	24.556	322.8
12	1'31.454	20.627	24.603	21.773	24.451	322.8
13	1'31.193	20.654	24.498	21.792	24.249	322.8
14	1'32.295 *	20.593	24.927	22.375*	24.400	324.3
15	1'31.052	20.521	24.460	21.818	24.253	327.4
16	1'30.857	20.418	24.414	21.717	24.308	325.8
17	1'32.791	20.450	25.390	22.489	24.462	325.8

**11th** **44** **Po Espargaro** KTM SPA  
GASGAS Factory Racing Tech3

Runs=3 Total laps=20 Full laps=15 Valid laps=14

Run #	1	Front Tyre	Slick-Soft	Rear Tyre	Slick-Medium	Speed
			<b>New Tyre</b>		<b>New Tyre</b>	
1	2'03.892	23.630	27.763	24.360	26.389	
2	1'35.292	21.648	25.770	22.665	25.209	322.8
3	1'32.688	20.745	24.923	22.228	24.792	327.4
4	1'31.823	20.680	24.750	21.959	24.434	328.9
5	1'31.653	20.509	24.748	21.895	24.501	330.5
6	1'31.314	20.527	24.553	21.804	24.430	328.9
7	1'32.426 *	20.832*	24.905	22.051	24.638	325.8
8	1'31.393	20.533	24.596	21.853	24.411	327.4
9	1'39.105 P	21.765	25.928	22.653	28.759	325.8

**Run # 2** Front Tyre Slick-Soft Rear Tyre Slick-Medium  
9 Laps at start 9 Laps at start

10	8'56.843	21.868	26.319	22.946	25.453	
11	1'36.462	23.340	25.873	22.372	24.877	324.3
12	1'32.418	20.765	24.852	22.002	24.799	324.3
13	1'31.627	20.460	24.615	21.962	24.590	325.8

**Fastest Lap:** Johann ZARCO Prima Pramac Racing FRA 1'30.191 20.226 24.289 21.613 24.063

These data/results cannot be reproduced, stored and/or transmitted in whole or in part by any manner of electronic, mechanical, photocopying, recording, broadcasting or otherwise now known or herein after developed without the previous express consent by the copyright owner, except for reproduction in daily press and regular printed publications on sale to the public within 60 days of the event related to those data/results and always provided that copyright symbol appears together as follows below.  
© DORNA, 2023



# Free Practice Nr. 1

# MotoGP

Lap	Lap Time	T1	T2	T3	T4	Speed	Lap	Lap Time	T1	T2	T3	T4	Speed
14	1'31.444	20.436	24.593	21.898	24.517	324.3	9	1'31.477	20.660	24.721	21.713	24.383	328.9
15	1'35.773 P	20.576	24.610	21.956	28.631	325.8	10	1'30.969	20.561	24.436	21.608	24.364	325.8
<b>Run # 3</b>	<b>Front Tyre</b>	<b>Slick-Medium</b>	<b>Rear Tyre</b>	<b>Slick-Medium</b>									
	<b>New Tyre</b>		<b>New Tyre</b>										
16	8'03.905	21.741	26.608	22.993	25.351		11	1'30.998	20.496	24.432	21.629	24.441	327.4
17	1'33.997	20.840	25.867	22.390	24.900	322.8	12	1'33.652	20.523	24.555	23.459	25.115	325.8
18	1'31.712	20.492	24.684	21.806	24.730	332.1	13	1'31.288	20.632	24.538	21.702	24.416	325.8
19	1'30.874	20.414	24.339	21.709	24.412	327.4	14	1'31.033	20.553	24.486	21.614	24.380	325.8
20	1'31.242	20.480	24.497	21.783	24.482	321.3	15	1'36.231 P	20.597	25.215	22.348	28.071	325.8

**12th 43 Jack MILLER** KTM AUS  
 Red Bull KTM Factory Racing  
 Runs=3 Total laps=19 Full laps=14 Valid laps=13

Run #	Front Tyre	Slick-Soft	Rear Tyre	Slick-Medium		
	New Tyre		New Tyre			
1	1'52.868	22.454	27.228	23.633	25.710	
2	1'34.020	21.520	25.435	22.258	24.807	313.9
3	1'31.978	20.661	24.793	21.937	24.587	322.8
4	1'33.402	21.400	25.295	21.925	24.782	325.8
5	1'31.214	20.530	24.602	21.724	24.358	325.8
6	1'40.013 P	21.441	26.819	22.425	29.328	324.3
<b>Run # 2</b>	<b>Front Tyre</b>	<b>Slick-Soft</b>	<b>Rear Tyre</b>	<b>Slick-Medium</b>		
	6 Laps at start		6 Laps at start			
7	8'02.780	23.378	26.091	22.483	24.702	
8	1'33.840	21.958	25.407	21.998	24.477	324.3
9	1'31.131	20.415	24.536	21.715	24.465	325.8
10	1'31.039	20.368	24.531	21.784	24.356	327.4
11	1'30.901	20.476	24.418	21.644	24.363	325.8
12	1'42.042 P	21.338	27.421	23.324	29.959	327.4
<b>Run # 3</b>	<b>Front Tyre</b>	<b>Slick-Medium</b>	<b>Rear Tyre</b>	<b>Slick-Medium</b>		
	New Tyre		12 Laps at start			
13	10'25.711	22.519	25.917	22.387	24.718	
14	1'32.309	20.557	24.917	22.271	24.564	324.3
15	1'31.262	20.416	24.509	21.703	24.634	324.3
16	1'35.366	20.514	27.430	22.629	24.793	322.8
17	1'31.692 *	20.566	24.660	21.992*	24.474	324.3
18	1'31.502	20.524	24.569	21.818	24.591	324.3
19	1'31.977	20.515	24.819	22.051	24.592	324.3

**13th 1 Francesco BAGNAIA** DUCATI ITA  
 Ducati Lenovo Team  
 Runs=4 Total laps=18 Full laps=10 Valid laps=8

Run #	Front Tyre	Slick-Soft	Rear Tyre	Slick-Medium		
	New Tyre		New Tyre			
1	2'32.008	22.438	26.930	23.499	25.517	
2	1'34.040	21.555	25.373	22.408	24.704	319.8
3	1'34.275 *	21.969	25.152	22.336*	24.818	324.3
4	1'32.795	21.085	25.016	22.036	24.658	328.9
5	1'37.519 P	22.835	25.115	22.086	27.483	332.1
<b>Run # 2</b>	<b>Front Tyre</b>	<b>Slick-Soft</b>	<b>Rear Tyre</b>	<b>Slick-Medium</b>		
	5 Laps at start		5 Laps at start			
6	7'11.451	21.350	25.443	22.054	24.597	
7	1'36.652 P	20.753	24.742	21.937	29.220	321.3
<b>Run # 3</b>	<b>Front Tyre</b>	<b>Slick-Soft</b>	<b>Rear Tyre</b>	<b>Slick-Medium</b>		
	7 Laps at start		7 Laps at start			
8	8'54.218	23.973	25.703	22.076	24.560	

**14th 25 Raul FERNANDEZ** APRILIA SPA  
 CryptoDATA RNF MotoGP Team  
 Runs=3 Total laps=22 Full laps=17 Valid laps=16

Run #	Front Tyre	Slick-Soft	Rear Tyre	Slick-Medium		
	New Tyre		New Tyre			
1	2'31.327	22.395	26.841	24.358	25.437	
2	1'33.486	21.165	25.204	22.372	24.745	321.3
3	1'31.760	20.594	24.654	21.955	24.557	324.3
4	1'31.773	20.478	24.806	21.903	24.586	325.8
5	1'31.692	20.458	24.573	22.058	24.603	324.3
6	1'33.183 *	20.504	24.665	23.113*	24.901	325.8
7	1'36.562 P	20.961*	24.830	22.010	28.761	322.8
<b>Run # 2</b>	<b>Front Tyre</b>	<b>Slick-Soft</b>	<b>Rear Tyre</b>	<b>Slick-Medium</b>		
	7 Laps at start		7 Laps at start			
8	6'51.415	21.865	25.495	22.342	24.546	
9	1'32.238	20.636	25.047	22.139	24.416	322.8
10	1'31.414	20.532	24.636	21.822	24.424	322.8
11	1'31.507	20.676	24.578	21.832	24.421	322.8
12	1'31.291	20.450	24.578	21.879	24.384	324.3
13	1'31.046	20.335	24.482	21.792	24.437	325.8
14	1'41.024 P	24.201	25.595	22.802	28.426	324.3
<b>Run # 3</b>	<b>Front Tyre</b>	<b>Slick-Medium</b>	<b>Rear Tyre</b>	<b>Slick-Medium</b>		
	New Tyre		14 Laps at start			
15	7'01.783	23.203	25.671	23.845	24.782	
16	1'32.522	20.707	25.105	22.224	24.486	319.8
17	1'31.421	20.424	24.652	21.868	24.477	322.8
18	1'31.337	20.393	24.588	21.905	24.451	322.8
19	1'31.195	20.342	24.464	21.935	24.454	322.8
20	1'31.331	20.440	24.593	21.858	24.440	324.3
21	1'34.273	20.455	24.594	24.442	24.782	324.3
22	1'31.847	20.427	24.591	22.089	24.740	324.3

**15th 21 Franco MORBIDELLI** YAMAHA ITA  
 Monster Energy Yamaha MotoGP  
 Runs=3 Total laps=20 Full laps=15 Valid laps=12

Run #	Front Tyre	Slick-Soft	Rear Tyre	Slick-Medium		
	New Tyre		New Tyre			
1	2'11.592	23.017	27.104	23.148	25.725	
2	1'33.479	21.287	25.157	22.140	24.895	324.3
3	1'32.291	20.795	24.901	21.854	24.741	325.8
4	1'31.987	20.689	24.743	21.951	24.604	327.4
5	1'41.251	20.519	24.619	27.715	28.398	327.4
6	1'33.678 *	20.467	24.733	23.545*	24.933	328.9

**Fastest Lap:** Johann ZARCO Prima Pramac Racing FRA 1'30.191 20.226 24.289 21.613 24.063

These data/results cannot be reproduced, stored and/or transmitted in whole or in part by any manner of electronic, mechanical, photocopying, recording, broadcasting or otherwise now known or herein after developed without the previous express consent by the copyright owner, except for reproduction in daily press and regular printed publications on sale to the public within 60 days of the event related to those data/results and always provided that copyright symbol appears together as follows below.  
 © DORNA, 2023



# Free Practice Nr. 1

MotoGP

Lap	Lap Time	T1	T2	T3	T4	Speed	Lap	Lap Time	T1	T2	T3	T4	Speed
7	1'31.509 *	20.492*	24.603	21.833	24.581	325.8	2	1'34.416	21.340	25.823	22.366	24.887	321.3
8	1'41.064 P	20.409	24.564	23.067	33.024	327.4	3	1'32.562	20.520	25.128	22.421	24.493	325.8
<b>Run # 2</b>	<b>Front Tyre</b>	<b>Slick-Soft</b>	<b>Rear Tyre</b>	<b>Slick-Medium</b>									
	8 Laps at start			8 Laps at start									
9	11'13.237	21.999	25.524	22.251	25.071		4	1'31.494	20.468	24.792	21.896	24.338	328.9
10	1'32.105	20.672	24.874	21.861	24.698	324.3	5	1'31.318	20.372	24.679	21.733	24.534	332.1
11	1'31.678	20.699	24.563	21.823	24.593	319.8	6	1'31.617 *	20.342	24.637	21.950*	24.688	327.4
12	1'31.191	20.548	24.517	21.755	24.371	325.8	7	1'31.364	20.511	24.647	21.782	24.424	328.9
13	1'36.504	20.503	27.308	24.183	24.510	327.4	8	1'40.583 P	20.495	25.577	24.412	30.099	328.9
14	1'31.436	20.360	24.552	22.021	24.503	327.4	<b>Run # 2</b>	<b>Front Tyre</b>	<b>Slick-Soft</b>	<b>Rear Tyre</b>	<b>Slick-Medium</b>		
15	1'41.022 P	20.378	25.818	24.106	30.720	325.8		8 Laps at start			8 Laps at start		
<b>Run # 3</b>	<b>Front Tyre</b>	<b>Slick-Soft</b>	<b>Rear Tyre</b>	<b>Slick-Medium</b>									
	15 Laps at start			15 Laps at start									
16	5'12.597	23.066	25.256	21.947	24.758		9	8'13.198	24.125	26.357	22.525	25.089	
17	1'35.580	20.552	24.633	21.762	28.633	325.8	10	1'31.909	20.531	25.027	21.828	24.523	324.3
18	1'32.988 *	21.098	24.947	22.206*	24.737	316.8	11	1'31.369	20.467	24.712	21.720	24.470	325.8
19	1'31.112	20.414	24.507	21.818	24.373	325.8	12	1'31.367	20.386	24.600	21.966	24.415	325.8
20	1'31.479	20.440	24.520	21.969	24.550	327.4	13	1'39.574 P	21.354	25.556	23.012	29.652	325.8

**16th 33 Brad BINDER** KTM RSA  
 Red Bull KTM Factory Racing  
 Runs=2 Total laps=23 Full laps=20 Valid laps=19

Run #	Front Tyre	Slick-Medium	Rear Tyre	Slick-Medium		
	New Tyre		New Tyre			
1	2'02.814	23.580	27.729	24.243	26.036	
2	1'35.315	21.676	25.767	22.816	25.056	316.8
3	1'32.788	20.908	25.161	22.096	24.623	324.3
4	1'32.249	20.877	24.984	21.890	24.498	328.9
5	1'31.367	20.560	24.796	21.765	24.246	328.9
6	1'31.453	20.503	24.793	21.820	24.337	328.9
7	1'32.354 *	20.966*	24.931	21.909	24.548	327.4
8	1'31.488	20.667	24.730	21.752	24.339	327.4
9	1'36.841	23.293	25.739	22.674	25.135	321.3
10	1'31.483	20.516	24.724	21.769	24.474	328.9
11	1'31.252	20.360	24.804	21.790	24.298	327.4
12	1'31.527	20.471	24.693	21.860	24.503	330.5
13	1'44.596 P	24.023	28.492	22.602	29.479	322.8
<b>Run # 2</b>	<b>Front Tyre</b>	<b>Slick-Medium</b>	<b>Rear Tyre</b>	<b>Slick-Medium</b>		
	13 Laps at start		13 Laps at start			
14	11'14.850	23.689	26.670	22.981	25.189	
15	1'33.915	20.831	25.571	22.866	24.647	325.8
16	1'32.201	20.598	24.855	22.104	24.644	327.4
17	1'31.533	20.391	24.750	21.919	24.473	325.8
18	1'32.106	20.575	24.732	22.292	24.507	327.4
19	1'31.722	20.431	24.714	21.972	24.605	327.4
20	1'31.818	20.439	24.794	22.039	24.546	325.8
21	1'31.747	20.468	24.849	21.895	24.535	327.4
22	1'34.740	20.499	24.840	24.592	24.809	328.9
23	1'31.812	20.369	24.684	22.237	24.522	328.9

**17th 10 Luca MARINI** DUCATI ITA  
 Mooney VR46 Racing Team  
 Runs=3 Total laps=20 Full laps=14 Valid laps=12

Run #	Front Tyre	Slick-Soft	Rear Tyre	Slick-Medium		
	New Tyre		New Tyre			
1	2'55.788	22.859	27.444	23.681	25.604	

**18th 30 Takaaki NAKAGAMI** HONDA JPN  
 LCR Honda IDEMITSU  
 Runs=3 Total laps=15 Full laps=10 Valid laps=10

Run #	Front Tyre	Slick-Soft	Rear Tyre	Slick-Medium		
	New Tyre		New Tyre			
1	2'01.075	24.429	27.680	24.556	27.881	
2	1'35.347	21.885	25.904	22.700	24.858	311.1
3	1'32.618	20.864	25.056	22.164	24.534	321.3
4	1'31.802	20.389	24.948	21.984	24.481	322.8
5	1'31.443	20.332	24.684	21.894	24.533	324.3
6	1'42.701 P	23.456	26.856	23.153	29.236	322.8
<b>Run # 2</b>	<b>Front Tyre</b>	<b>Slick-Soft</b>	<b>Rear Tyre</b>	<b>Slick-Medium</b>		
	6 Laps at start		6 Laps at start			
7	9'15.648	24.046	27.259	23.518	25.437	
8	1'33.774	21.023	25.327	22.404	25.020	318.3
9	1'33.147	20.576	25.089	22.664	24.818	319.8
10	1'31.473	20.451	24.648	21.904	24.470	318.3
11	1'31.448	20.408	24.642	21.929	24.469	321.3
12	1'31.449	20.529	24.591	21.921	24.408	321.3
13	1'39.684 P	21.986	25.646	22.928	29.124	319.8
<b>Run # 3</b>	<b>Front Tyre</b>	<b>Slick-Soft</b>	<b>Rear Tyre</b>	<b>Slick-Medium</b>		
	13 Laps at start		13 Laps at start			
14	9'39.457	21.643	27.520	24.211	26.738	
15	1'33.158	20.939	25.078	22.450	24.691	322.8
unfinished	20.582	24.560				324.3

**19th 42 Alex RINS** HONDA SPA  
 LCR Honda CASTROL  
 Runs=3 Total laps=20 Full laps=14 Valid laps=13

Run #	Front Tyre	Slick-Soft	Rear Tyre	Slick-Medium		
	New Tyre		New Tyre			
1	2'09.186	23.374	28.089	24.136	25.832	

**Fastest Lap:** Johann ZARCO Prima Pramac Racing FRA 1'30.191 20.226 24.289 21.613 24.063

These data/results cannot be reproduced, stored and/or transmitted in whole or in part by any manner of electronic, mechanical, photocopying, recording, broadcasting or otherwise now known or herein after developed without the previous express consent by the copyright owner, except for reproduction in daily press and regular printed publications on sale to the public within 60 days of the event related to those data/results and always provided that copyright symbol appears together as follows below.  
 © DORNA, 2023



# Free Practice Nr. 1

MotoGP

Lap	Lap Time	T1	T2	T3	T4	Speed	Lap	Lap Time	T1	T2	T3	T4	Speed
2	1'34.535	21.323	26.207	22.424	24.581	321.3	3	1'32.219	20.633	25.024	22.095	24.467	325.8
3	1'32.171	20.690	24.907	22.087	24.487	327.4	4	1'36.967	21.223	28.705	22.457	24.582	319.8
4	1'33.859	21.073	25.513	22.503	24.770	328.9	5	1'31.553	20.487	24.657	21.901	24.508	322.8
5	1'31.703	20.564	24.763	21.955	24.421	325.8		unfinished	20.533	24.619			325.8
6	1'43.992 P	24.531	27.304	22.996	29.161	324.3							

Run #	2	Front Tyre	Slick-Soft	Rear Tyre	Slick-Medium	
		6 Laps at start		6 Laps at start		
7	6'22.669	21.052	25.871	22.358	24.926	
8	1'32.812	20.713	25.197	22.081	24.821	321.3
9	1'34.489	21.811	25.347	22.425	24.906	321.3
10	1'32.554	20.670	24.910	22.079	24.895	322.8
11	1'32.012	20.561	24.860	21.985	24.606	322.8
12	1'43.854 P	21.537	28.103	25.024	29.190	322.8

Run #	3	Front Tyre	Slick-Soft	Rear Tyre	Slick-Medium	
		12 Laps at start		12 Laps at start		
13	9'52.166	23.887	28.107	22.213	24.890	
14	1'32.958	20.655	24.980	22.401	24.922	321.3
15	1'31.726	20.534	24.878	21.797	24.517	321.3
16	1'31.488	20.429	24.711	21.894	24.454	322.8
17	1'31.523	20.456	24.643	21.998	24.426	325.8
18	1'32.573 *	20.749	24.688	22.307*	24.829	321.3
19	1'33.282	21.447	25.091	22.139	24.605	324.3
20	1'42.704 P	20.449	24.992	26.250	31.013	327.4

**20th 41** **Aleix ESPARGARO** APRILIA SPA  
Aprilia Racing  
Runs=3 Total laps=15 Full laps=9 Valid laps=9

Run #	1	Front Tyre	Slick-Soft	Rear Tyre	Slick-Medium	
		New Tyre		New Tyre		
1	2'21.147	23.924	26.915	23.213	25.505	
2	1'34.021	21.277	25.590	22.232	24.922	327.4
3	1'49.201	21.210	25.120	37.214	25.657	327.4
4	1'32.703	20.775	25.413	21.923	24.592	327.4
5	1'34.334	22.299	25.523	21.897	24.615	328.9
6	1'37.397 P	20.651	24.851	22.192*	29.703	327.4

Run #	2	Front Tyre	Slick-Soft	Rear Tyre	Slick-Medium	
		6 Laps at start		6 Laps at start		
7	8'37.389	21.676	25.655	22.455	24.846	
8	1'32.604	20.852	25.037	22.001	24.714	325.8
9	1'31.716	20.617	24.709	21.894	24.496	324.3
10	1'35.874 P	20.532	24.791	21.981	28.570	325.8

Run #	3	Front Tyre	Slick-Medium	Rear Tyre	Slick-Medium	
		New Tyre		10 Laps at start		
11	14'00.287	21.784	25.993	22.434	24.967	
12	1'32.285	20.734	25.063	21.990	24.498	324.3
13	1'31.607	20.526	24.720	21.820	24.541	327.4
14	1'31.514	20.541	24.649	21.904	24.420	325.8
15	1'50.052 P	26.711	27.229	23.953	32.159	325.8

**21st 36** **Joan MIR** HONDA SPA  
Repsol Honda Team  
Runs=1 Total laps=5 Full laps=4 Valid laps=4

Run #	1	Front Tyre	Slick-Soft	Rear Tyre	Slick-Medium	
		New Tyre		New Tyre		
1	2'09.955	23.033	26.704	23.177	25.485	
2	1'33.394	21.162	25.257	22.190	24.785	321.3

**22nd 32** **Lorenzo SAVADORI** APRILIA ITA  
Aprilia Racing  
Runs=3 Total laps=19 Full laps=14 Valid laps=12

Run #	1	Front Tyre	Slick-Soft	Rear Tyre	Slick-Medium	
		New Tyre		New Tyre		
1	2'04.208 *	23.176	27.716	24.381	26.470*	
2	1'35.251	21.704	25.665	22.764	25.118	318.3
3	1'33.548	21.282	25.100	22.337	24.829	324.3
4	1'40.750	21.589	29.902	23.974	25.285	324.3
5	1'40.568	22.195	27.935	22.940	27.498	322.8
6	1'39.521 *	23.964	25.845	24.486*	25.226	324.3
7	1'33.395 *	21.194*	25.054	22.309	24.838	321.3
8	1'44.480 P	22.719	26.312	23.315	32.134	322.8

Run #	2	Front Tyre	Slick-Soft	Rear Tyre	Slick-Medium	
		8 Laps at start		8 Laps at start		
9	8'39.212	40.725	26.354	23.037	26.506	
10	1'32.640	20.772	24.961	22.168	24.739	322.8
11	1'38.465	21.849	25.905	23.495	27.216	319.8
12	1'33.520	21.010	25.144	22.420	24.946	321.3
13	1'41.785	24.388	26.658	23.613	27.126	319.8
14	1'33.462	20.928	25.084	22.313	25.137	319.8
15	1'33.078	20.780	25.016	22.380	24.902	318.3
16	1'42.692 P	22.485	26.771	23.525	29.911	319.8

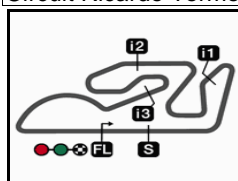
Run #	3	Front Tyre	Slick-Soft	Rear Tyre	Slick-Medium	
		New Tyre		New Tyre		
17	9'50.340	34.368	29.468	24.085	25.332	
18	1'39.511	22.532	25.925	25.498	25.556	318.3
19	1'31.997	20.823	24.708	22.001	24.465	322.8

**Fastest Lap:** Johann ZARCO Prima Pramac Racing FRA 1'30.191 20.226 24.289 21.613 24.063

These data/results cannot be reproduced, stored and/or transmitted in whole or in part by any manner of electronic, mechanical, photocopying, recording, broadcasting or otherwise now known or herein after developed without the previous express consent by the copyright owner, except for reproduction in daily press and regular printed publications on sale to the public within 60 days of the event related to those data/results and always provided that copyright symbol appears together as follows below.  
© DORNA, 2023







4005 m.

## GRAN PREMIO MOTUL DE LA COMUNITAT VALENCIANA

## Free Practice Nr. 1

## Best Partial Times

MotoGP™

*IT* Ideal Lap Time, sum of the best partial times*BT* Best Lap Time

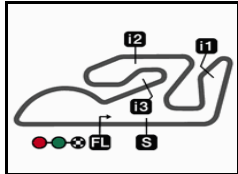
T1		T2		T3		T4						
Pos	Rider	Time	Rider	Time	Rider	Time	Rider	Time	Pos	Rider	IT	BT
1	J.MARTIN	20.126	F.QUARTARARO	24.193	F.QUARTARARO	21.502	J.ZARCO	24.048	1	J.ZARCO	1'30.124	1'30.191 (1)
2	J.ZARCO	20.226	F.DI GIANNANTO	24.207	M.BEZZECCHI	21.539	J.MARTIN	24.104	2	J.MARTIN	1'30.208	1'30.450 (3)
3	M.BEZZECCHI	20.231	J.MARTIN	24.247	A.FERNANDEZ	21.549	F.DI GIANNANTO	24.114	3	F.DI GIANNANTO	1'30.301	1'30.378 (2)
4	E.BASTIANINI	20.305	J.ZARCO	24.289	J.ZARCO	21.561	M.VIÑALES	24.162	4	M.BEZZECCHI	1'30.345	1'30.490 (4)
5	M.MARQUEZ	20.312	P.ESPARGARO	24.339	M.VIÑALES	21.604	A.MARQUEZ	24.177	5	F.QUARTARARO	1'30.383	1'30.556 (6)
6	A.FERNANDEZ	20.321	A.FERNANDEZ	24.353	F.BAGNAIA	21.608	M.MARQUEZ	24.180	6	A.FERNANDEZ	1'30.441	1'30.567 (8)
7	M.VIÑALES	20.326	M.MARQUEZ	24.381	A.MARQUEZ	21.620	M.BEZZECCHI	24.191	7	M.MARQUEZ	1'30.510	1'30.564 (7)
8	T.NAKAGAMI	20.332	M.BEZZECCHI	24.384	F.DI GIANNANTO	21.630	A.FERNANDEZ	24.218	8	M.VIÑALES	1'30.524	1'30.534 (5)
9	R.FERNANDEZ	20.335	A.MARQUEZ	24.414	M.MARQUEZ	21.637	B.BINDER	24.246	9	A.MARQUEZ	1'30.629	1'30.857 (10)
10	L.MARINI	20.337	E.BASTIANINI	24.416	J.MILLER	21.644	F.QUARTARARO	24.307	10	E.BASTIANINI	1'30.745	1'30.811 (9)
11	F.DI GIANNANTO	20.350	J.MILLER	24.418	P.ESPARGARO	21.709	E.BASTIANINI	24.311	11	J.MILLER	1'30.786	1'30.901 (12)
12	F.MORBIDELLI	20.360	F.BAGNAIA	24.432	E.BASTIANINI	21.713	L.MARINI	24.338	12	P.ESPARGARO	1'30.873	1'30.874 (11)
13	B.BINDER	20.360	M.VIÑALES	24.432	L.MARINI	21.720	J.MILLER	24.356	13	F.BAGNAIA	1'30.900	1'30.969 (13)
14	J.MILLER	20.368	R.FERNANDEZ	24.464	J.MARTIN	21.731	F.BAGNAIA	24.364	14	R.FERNANDEZ	1'30.975	1'31.046 (14)
15	F.QUARTARARO	20.381	F.MORBIDELLI	24.507	B.BINDER	21.752	F.MORBIDELLI	24.371	15	F.MORBIDELLI	1'30.993	1'31.112 (15)
16	P.ESPARGARO	20.414	T.NAKAGAMI	24.560	F.MORBIDELLI	21.755	R.FERNANDEZ	24.384	16	L.MARINI	1'30.995	1'31.297 (17)
17	A.MARQUEZ	20.418	L.MARINI	24.600	R.FERNANDEZ	21.792	T.NAKAGAMI	24.408	17	B.BINDER	1'31.042	1'31.252 (16)
18	A.RINS	20.429	J.MIR	24.619	A.RINS	21.797	P.ESPARGARO	24.411	18	T.NAKAGAMI	1'31.194	1'31.443 (18)
19	J.MIR	20.487	A.RINS	24.643	A.ESPARGARO	21.820	A.ESPARGARO	24.420	19	A.RINS	1'31.290	1'31.488 (19)
20	F.BAGNAIA	20.496	A.ESPARGARO	24.649	T.NAKAGAMI	21.894	A.RINS	24.421	20	A.ESPARGARO	1'31.415	1'31.514 (20)
21	A.ESPARGARO	20.526	B.BINDER	24.684	J.MIR	21.901	L.SAVADORI	24.465	21	J.MIR	1'31.474	1'31.553 (21)
22	L.SAVADORI	20.772	L.SAVADORI	24.708	L.SAVADORI	22.001	J.MIR	24.467	22	L.SAVADORI	1'31.946	1'31.997 (22)

These data/results cannot be reproduced, stored and/or transmitted in whole or in part by any manner of electronic, mechanical, photocopying, recording, broadcasting or otherwise now known or herein after developed without the previous express consent by the copyright owner, except for reproduction in daily press and regular printed publications on sale to the public within 60 days of the event related to those data/results and always provided that copyright symbol appears together as follows below.

© DORNA, 2023

Official MotoGP Timing by TISSOT  
www.motogp.com





4005 m.

**MotoGP™****GRAN PREMIO MOTUL DE LA COMUNITAT VALENCIANA****Free Practice Nr. 1****Fastest Laps Sequence**

<i>Practice Time</i>	 <i>Rider</i>	<i>Nation</i>	<i>Motorcycle</i>	<i>Time</i>	<i>Km/h</i>	<i>Rider's Lap</i>
<b>3'21.722</b>	73 <b>Alex MARQUEZ</b>	SPA	DUCATI	<b>1'34.555</b>	152.4	2
<b>3'26.888</b>	43 <b>Jack MILLER</b>	AUS	KTM	<b>1'34.020</b>	153.3	2
<b>3'43.349</b>	36 <b>Joan MIR</b>	SPA	HONDA	<b>1'33.394</b>	154.3	2
<b>3'53.596</b>	5 <b>Johann ZARCO</b>	FRA	DUCATI	<b>1'33.064</b>	154.9	2
<b>4'53.811</b>	73 <b>Alex MARQUEZ</b>	SPA	DUCATI	<b>1'32.089</b>	156.5	3
<b>4'58.866</b>	43 <b>Jack MILLER</b>	AUS	KTM	<b>1'31.978</b>	156.7	3
<b>5'07.697</b>	72 <b>Marco BEZZECCHI</b>	ITA	DUCATI	<b>1'31.823</b>	157.0	3
<b>5'24.462</b>	89 <b>Jorge MARTIN</b>	SPA	DUCATI	<b>1'31.288</b>	157.9	3
<b>7'56.045</b>	73 <b>Alex MARQUEZ</b>	SPA	DUCATI	<b>1'30.907</b>	158.6	5
<b>8'10.158</b>	72 <b>Marco BEZZECCHI</b>	ITA	DUCATI	<b>1'30.883</b>	158.6	5
<b>8'27.126</b>	89 <b>Jorge MARTIN</b>	SPA	DUCATI	<b>1'30.877</b>	158.6	5
<b>9'40.835</b>	49 <b>Fabio DI GIANNANTONI</b>	ITA	DUCATI	<b>1'30.851</b>	158.6	6
<b>23'29.185</b>	93 <b>Marc MARQUEZ</b>	SPA	HONDA	<b>1'30.564</b>	159.2	10
<b>26'05.586</b>	12 <b>Maverick VIÑALES</b>	SPA	APRILIA	<b>1'30.534</b>	159.2	11
<b>30'39.321</b>	49 <b>Fabio DI GIANNANTONI</b>	ITA	DUCATI	<b>1'30.378</b>	159.5	12
<b>46'26.061</b>	5 <b>Johann ZARCO</b>	FRA	DUCATI	<b>1'30.191</b>	159.8	19

These data/results cannot be reproduced, stored and/or transmitted in whole or in part by any manner of electronic, mechanical, photocopying, recording, broadcasting or otherwise now known or herein after developed without the previous express consent by the copyright owner, except for reproduction in daily press and regular printed publications on sale to the public within 60 days of the event related to those data/results and always provided that copyright symbol appears together as follows below.

© DORNA, 2023

Official MotoGP Timing by TISSOT  
www.motogp.com

Cheste, Friday, November 24, 2023

