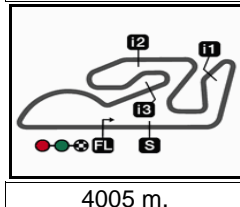


GRAN PREMIO MOTUL DE LA COMUNITAT VALENCIANA


Warm Up

Classification

25



4005 m.

		Rider	Nation	Team	Motorcycle	Time	Lap	Total	Gap	Top Speed
1	5	Johann ZARCO	FRA	Prima Pramac Racing	DUCATI	1'29.984	7	7		333.7
2	33	Brad BINDER	RSA	Red Bull KTM Factory Racing	KTM	1'30.018	6	7	0.034 0.034	332.1
3	89	Jorge MARTIN	SPA	Prima Pramac Racing	DUCATI	1'30.096	7	7	0.112 0.078	332.1
4	25	Raul FERNANDEZ	SPA	CryptoDATA RNF MotoGP Team	APRILIA	1'30.105	4	6	0.121 0.009	328.9
5	93	Marc MARQUEZ	SPA	Repsol Honda Team	HONDA	1'30.125	7	7	0.141 0.020	327.4
6	37	Augusto FERNANDEZ	SPA	GASGAS Factory Racing Tech3	KTM	1'30.209	6	7	0.225 0.084	325.8
7	21	Franco MORBIDELLI	ITA	Monster Energy Yamaha MotoGP	YAMAHA	1'30.296	6	7	0.312 0.087	330.5
8	23	Enea BASTIANINI	ITA	Ducati Lenovo Team	DUCATI	1'30.422	7	7	0.438 0.126	330.5
9	43	Jack MILLER	AUS	Red Bull KTM Factory Racing	KTM	1'30.425	7	7	0.441 0.003	330.5
10	44	Poli ESPARGARO	SPA	GASGAS Factory Racing Tech3	KTM	1'30.440	7	7	0.456 0.015	330.5
11	72	Marco BEZZECCHI	ITA	Mooney VR46 Racing Team	DUCATI	1'30.527	6	7	0.543 0.087	332.1
12	1	Francesco BAGNAIA	ITA	Ducati Lenovo Team	DUCATI	1'30.571	7	7	0.587 0.044	328.9
13	41	Aleix ESPARGARO	SPA	Aprilia Racing	APRILIA	1'30.754	6	7	0.770 0.183	330.5
14	10	Luca MARINI	ITA	Mooney VR46 Racing Team	DUCATI	1'30.781	4	7	0.797 0.027	330.5
15	42	Alex RINS	SPA	LCR Honda CASTROL	HONDA	1'30.824	5	7	0.840 0.043	328.9
16	49	Fabio DI GIANNANTONIO	ITA	Gresini Racing MotoGP	DUCATI	1'30.835	7	7	0.851 0.011	328.9
17	12	Maverick VIÑALES	SPA	Aprilia Racing	APRILIA	1'30.847	4	6	0.863 0.012	333.7
18	30	Takaaki NAKAGAMI	JPN	LCR Honda IDEMITSU	HONDA	1'31.004	4	7	1.020 0.157	322.8
19	73	Alex MARQUEZ	SPA	Gresini Racing MotoGP	DUCATI	1'31.082	6	6	1.098 0.078	325.8
20	32	Lorenzo SAVADORI	ITA	CryptoDATA RNF MotoGP Team	APRILIA	1'31.854	3	6	1.870 0.772	325.8
Not classified										
	20	Fabio QUARTARARO	FRA	Monster Energy Yamaha MotoGP	YAMAHA					

Practice condition: **Dry**Air: **13°**Humidity: **68%**Ground: **10°**

Fastest Lap:	Lap: 7	Johann ZARCO	1'29.984	160.2 Km/h
Best Race Lap:	2021	Francesco BAGNAIA	1'31.042	158.3 Km/h
All Time Lap Record:	2023	Maverick VIÑALES	1'28.931	162.1 Km/h

The results are provisional until the end of the limit for protest and appeals.

Time limit for protest expires 60' after publication of the results - Time:

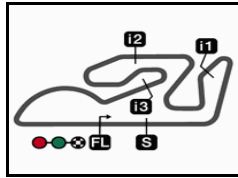
These data/results cannot be reproduced, stored and/or transmitted in whole or in part by any manner of electronic, mechanical, photocopying, recording, broadcasting or otherwise now known or herein after developed without the previous express consent by the copyright owner, except for reproduction in daily press and regular printed publications on sale to the public within 60 days of the event related to those data/results and always provided that copyright symbol appears together as follows below.

© DORNA, 2023

Official MotoGP Timing by TISSOT
www.motogp.com

Cheste, Sunday, November 26, 2023





4005 m.

GRAN PREMIO MOTUL DE LA COMUNITAT VALENCIANA

Warm Up

Top Speed & Average

26



Rider	Nation	Motorcycle	Top 5 speeds					Average	Top
5 Johann ZARCO	FRA	DUCATI	333.7	330.5	328.9	328.9	327.4	329.5	333.7
12 Maverick VIÑALES	SPA	APRILIA	333.7	332.1	330.5	327.4		330.9	333.7
33 Brad BINDER	RSA	KTM	332.1	332.1	330.5	330.5	328.9	330.8	332.1
72 Marco BEZZECCHI	ITA	DUCATI	332.1	332.1	330.5	330.5	330.5	331.1	332.1
89 Jorge MARTIN	SPA	DUCATI	332.1	330.5	330.5	330.5	328.9	330.2	332.1
10 Luca MARINI	ITA	DUCATI	330.5	330.5	328.9	328.9	327.4	328.9	330.5
21 Franco MORBIDELLI	ITA	YAMAHA	330.5	328.9	328.9	327.4	327.4	328.4	330.5
23 Enea BASTIANINI	ITA	DUCATI	330.5	330.5	330.5	330.5	328.9	330.0	330.5
41 Aleix ESPARGARO	SPA	APRILIA	330.5	328.9	327.4	327.4	327.4	328.3	330.5
43 Jack MILLER	AUS	KTM	330.5	330.5	328.9	327.4	327.4	328.9	330.5
44 Pol ESPARGARO	SPA	KTM	330.5	330.5	328.9	328.9	327.4	329.2	330.5
1 Francesco BAGNAIA	ITA	DUCATI	328.9	327.4	327.4	327.4	325.8	327.1	328.9
25 Raul FERNANDEZ	SPA	APRILIA	328.9	325.8	325.8	324.3	324.3	325.8	328.9
42 Alex RINS	SPA	HONDA	328.9	328.9	327.4	325.8	324.3	327.1	328.9
49 Fabio DI GIANNANTONIO	ITA	DUCATI	328.9	327.4	327.4	327.4	325.8	327.1	328.9
93 Marc MARQUEZ	SPA	HONDA	327.4	325.8	325.8	324.3	324.3	325.5	327.4
32 Lorenzo SAVADORI	ITA	APRILIA	325.8	325.8	324.3	324.3	321.3	324.3	325.8
37 Augusto FERNANDEZ	SPA	KTM	325.8	324.3	322.8	322.8	322.8	323.6	325.8
73 Alex MARQUEZ	SPA	DUCATI	325.8	325.8	324.3	324.3		325.1	325.8
30 Takaaki NAKAGAMI	JPN	HONDA	322.8	321.3	321.3	319.8	319.8	321.0	322.8

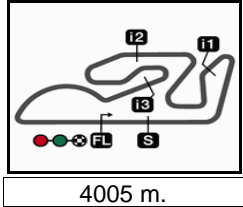
These data/results cannot be reproduced, stored and/or transmitted in whole or in part by any manner of electronic, mechanical, photocopying, recording, broadcasting or otherwise now known or herein after developed without the previous express consent by the copyright owner, except for reproduction in daily press and regular printed publications on sale to the public within 60 days of the event related to those data/results and always provided that copyright symbol appears together as follows below.

© DORNA, 2023

Official MotoGP Timing by TISSOT
www.motogp.com



Cheste, Sunday, November 26, 2023



GRAN PREMIO MOTUL DE LA COMUNITAT VALENCIANA

Warm Up

Chronological Analysis of Performances

27

* Lap / Sector time cancelled

T1 Time from finish line to 1st intermediate

T3 Time from 2nd intermed. to 3rd intermed.

P Crossing the finish line in pit lane

T2 Time from 1st intermed. to 2nd intermed.

T4 Time from 3rd intermediate to finish line

**Tyre data subject to further updates

Lap	Lap Time	T1	T2	T3	T4	Speed	Lap	Lap Time	T1	T2	T3	T4	Speed	
1st	5	Johann ZARCO DUCATI FRA						3	1'30.666	20.431	24.380	21.730	24.125	324.3
		Prima Pramac Racing						4	1'30.105	20.154	24.268	21.645	24.038	325.8
		Runs=1 Total laps=7 Full laps=6 Valid laps=6						5	1'37.112	22.864	25.881	22.643	25.724	325.8
Run #	1	Front Tyre Slick-Soft		Rear Tyre Slick-Medium			6	1'41.419	21.583	25.899	23.438	30.499	328.9	
		4 Laps at start				New Tyre								
1	2'07.312	21.598	26.748	23.122	24.967									
2	1'32.942	20.966	25.510	22.148	24.318	327.4								
3	1'30.796	20.459	24.518	21.724	24.095	330.5								
4	1'30.567	20.463	24.400	21.611	24.093	328.9								
5	1'33.645	21.918	24.928	22.415	24.384	333.7								
6	1'30.181	20.216	24.267	21.588	24.110	327.4								
7	1'29.984	20.131	24.213	21.573	24.067	328.9								
2nd	33	Brad BINDER KTM RSA						5th	93	Marc MARQUEZ HONDA SPA				
		Red Bull KTM Factory Racing								Repsol Honda Team				
		Runs=1 Total laps=7 Full laps=6 Valid laps=6								Runs=1 Total laps=7 Full laps=6 Valid laps=6				
Run #	1	Front Tyre Slick-Soft		Rear Tyre Slick-Medium			Run #	1	Front Tyre Slick-Soft		Rear Tyre Slick-Medium			
		8 Laps at start				New Tyre			New Tyre				New Tyre	
1	1'58.689	23.008	27.135	23.112	25.244		1	1'49.405	21.004	26.070	22.592	24.641		
2	1'43.653	23.567	25.305	29.612	25.169	330.5	2	1'31.544	20.612	24.711	22.106	24.115	324.3	
3	1'31.819	20.559	25.015	21.906	24.339	330.5	3	1'30.386	20.396	24.344	21.553	24.093	325.8	
4	1'30.944	20.314	24.586	21.784	24.260	327.4	4	1'30.766	20.423	24.648	21.585	24.110	327.4	
5	1'41.370	22.977	30.481	22.745	25.167	328.9	5	1'36.059	23.614	25.541	22.299	24.605	325.8	
6	1'30.018	20.239	24.309	21.487	23.983	332.1	6	1'30.526	20.339	24.430	21.514	24.243	322.8	
7	1'30.303	20.314	24.451	21.484	24.054	332.1	7	1'30.125	20.180	24.241	21.506	24.198	324.3	
3rd	89	Jorge MARTIN DUCATI SPA						6th	37	Augusto FERNANDEZ KTM SPA				
		Prima Pramac Racing								GASGAS Factory Racing Tech3				
		Runs=1 Total laps=7 Full laps=6 Valid laps=6								Runs=1 Total laps=7 Full laps=6 Valid laps=6				
Run #	1	Front Tyre Slick-Medium		Rear Tyre Slick-Medium			Run #	1	Front Tyre Slick-Soft		Rear Tyre Slick-Medium			
		13 Laps at start				New Tyre			9 Laps at start				New Tyre	
1	1'58.802	21.233	26.285	23.057	25.223		1	1'55.243	22.599	26.504	22.675	24.992		
2	1'31.475	20.685	24.716	21.755	24.319	332.1	2	1'31.774	20.668	24.832	21.913	24.361	322.8	
3	1'30.535	20.360	24.411	21.706	24.058	328.9	3	1'30.655	20.398	24.448	21.607	24.202	322.8	
4	1'30.471	20.334	24.284	21.767	24.086	330.5	4	1'30.597	20.518	24.420	21.538	24.121	322.8	
5	1'33.436	20.198	24.551	24.224	24.463	330.5	5	1'31.311	20.330	24.272	21.721	24.988	322.8	
6	1'30.464	20.304	24.341	21.701	24.118	328.9	6	1'30.209	20.362	24.283	21.411	24.153	324.3	
7	1'30.096	20.104	24.285	21.617	24.090	330.5	7	1'30.293	20.474	24.255	21.442	24.122	325.8	
4th	25	Raul FERNANDEZ APRILIA SPA						7th	21	Franco MORBIDELLI YAMAHA ITA				
		CryptoDATA RNF MotoGP Team								Monster Energy Yamaha MotoGP				
		Runs=1 Total laps=6 Full laps=5 Valid laps=5								Runs=1 Total laps=7 Full laps=6 Valid laps=6				
Run #	1	Front Tyre Slick-Soft		Rear Tyre Slick-Medium			Run #	1	Front Tyre Slick-Medium		Rear Tyre Slick-Soft			
		New Tyre				New Tyre			4 Laps at start				4 Laps at start	
1	2'17.805	21.155	25.688	22.212	24.377		1	2'07.906	21.963	26.285	23.029	25.220		
2	1'31.590	20.404	24.423	21.723	25.040	324.3	2	1'31.736	20.631	24.833	21.825	24.447	328.9	
							3	1'35.632	24.297	24.842	21.994	24.499	327.4	
							4	1'30.650	20.277	24.404	21.754	24.215	328.9	
							5	1'38.198	21.697	29.094	22.804	24.603	330.5	
							6	1'30.296	20.227	24.425	21.481	24.163	327.4	
							7	1'30.309	20.203	24.373	21.538	24.195	327.4	

Fastest Lap: Johann ZARCO Prima Pramac Racing FRA 1'29.984 20.131 24.213 21.573 24.067

These data/results cannot be reproduced, stored and/or transmitted in whole or in part by any manner of electronic, mechanical, photocopying, recording, broadcasting or otherwise now known or herein after developed without the previous express consent by the copyright owner, except for reproduction in daily press and regular printed publications on sale to the public within 60 days of the event related to those data/results and always provided that copyright symbol appears together as follows below.

© DORNA, 2023



Warm Up

MotoGP

Lap	Lap Time	T1	T2	T3	T4	Speed	Lap	Lap Time	T1	T2	T3	T4	Speed	
8th	23	Enea BASTIANINI				DUCATI	ITA	1	1'47.402	21.957	26.260	22.540	24.852	
		Ducati Lenovo Team					2	1'31.892	20.623	24.762	21.852	24.655	325.8	
		Runs=1	Total laps=7	Full laps=6	Valid laps=6		3	1'31.303	20.621	24.516	21.731	24.435	325.8	
Run #	1	Front Tyre	Slick-Soft	Rear Tyre	Slick-Soft		4	1'30.730	20.474	24.324	21.603	24.329	327.4	
		New Tyre		4 Laps at start			5	1'30.717	20.358	24.374	21.627	24.358	327.4	
1	2'14.350	22.766	26.740	22.933	24.800		6	1'30.722	20.372	24.364	21.584	24.402	328.9	
2	1'31.924	20.632	24.899	21.892	24.501	328.9	7	1'30.571	20.255	24.277	21.622	24.417	327.4	
3	1'31.302	20.479	24.508	21.865	24.450	328.9								
4	1'30.910	20.268	24.503	21.878	24.261	330.5								
5	1'36.924	21.330	27.269	23.156	25.169	330.5								
6	1'30.717	20.368	24.482	21.636	24.231	330.5								
7	1'30.422	20.255	24.405	21.528	24.234	330.5								
9th	43	Jack MILLER				KTM	AUS	1	1'56.091	21.636	26.500	23.115	26.863	
		Red Bull KTM Factory Racing					2	1'34.711	21.099	25.236	22.855	25.521	325.8	
		Runs=1	Total laps=7	Full laps=6	Valid laps=6		3	1'31.483	20.677	24.585	21.841	24.380	327.4	
Run #	1	Front Tyre	Slick-Soft	Rear Tyre	Slick-Soft		4	1'38.492	21.592	25.593	22.686	28.621	328.9	
		4 Laps at start		4 Laps at start			5	1'37.760	24.630	26.068	22.351	24.711	330.5	
1	1'46.254	21.603	26.725	22.761	24.747		6	1'30.754	20.487	24.381	21.630	24.256	327.4	
2	1'35.570	21.199	27.166	22.832	24.373	324.3	7	1'39.826	23.234	25.957	23.547	27.088	327.4	
3	1'30.736	20.349	24.551	21.677	24.159	330.5								
4	1'30.625	20.296	24.328	21.694	24.307	330.5								
5	1'35.697	22.982	25.696	22.542	24.477	328.9								
6	1'30.583	20.342	24.400	21.565	24.276	327.4								
7	1'30.425	20.276	24.312	21.624	24.213	327.4								
10th	44	Pol ESPARGARO				KTM	SPA	1	1'47.694	21.530	26.272	22.595	24.702	
		GASGAS Factory Racing Tech3					2	1'32.059	20.734	24.907	21.935	24.483	327.4	
		Runs=1	Total laps=7	Full laps=6	Valid laps=6		3	1'31.322	20.517	24.727	21.786	24.292	328.9	
Run #	1	Front Tyre	Slick-Soft	Rear Tyre	Slick-Medium		4	1'30.781	20.316	24.588	21.672	24.205	330.5	
		9 Laps at start		New Tyre			5	1'30.899	20.337	24.560	21.687	24.315	328.9	
1	1'59.123	22.402	27.256	23.160	25.218		6	1'31.392	20.461	24.700	21.809	24.422	330.5	
2	1'32.575	21.401	24.926	21.884	24.364	328.9	7	1'31.050	20.353	24.627	21.699	24.371	327.4	
3	1'31.172	20.441	24.596	21.833	24.302	330.5								
4	1'36.519	23.172	26.537	22.235	24.575	330.5								
5	1'39.834	24.930	27.114	22.969	24.821	324.3								
6	1'30.755	20.413	24.426	21.700	24.216	327.4								
7	1'30.440	20.325	24.275	21.581	24.259	328.9								
11th	72	Marco BEZZECCHI				DUCATI	ITA	1	1'48.200	21.216	26.090	22.635	24.623	
		Mooney VR46 Racing Team					2	1'31.629	20.587	24.725	21.905	24.412	324.3	
		Runs=1	Total laps=7	Full laps=6	Valid laps=6		3	1'31.370	20.546	24.702	21.903	24.219	328.9	
Run #	1	Front Tyre	Slick-Soft	Rear Tyre	Slick-Medium		4	1'31.696	20.407	25.079	21.856	24.354	328.9	
		New Tyre		10 Laps at start			5	1'30.824	20.343	24.462	21.727	24.292	327.4	
1	1'59.664	22.899	26.737	23.490	27.558		6	1'32.727	20.483	24.791	22.466	24.987	325.8	
2	1'33.488	21.099	25.049	22.760	24.580	330.5	7	1'31.152	20.405	24.523	21.812	24.412	322.8	
3	1'31.228	20.511	24.624	21.828	24.265	332.1								
4	1'35.698	20.943	24.618	22.848	27.289	332.1								
5	1'37.660	24.606	26.084	22.376	24.594	328.9								
6	1'30.527	20.400	24.322	21.583	24.222	330.5								
7	1'30.882	20.482	24.335	21.715	24.350	330.5								
12th	1	Francesco BAGNAIA				DUCATI	ITA	1	1'59.981	22.031	26.687	23.699	30.586	
		Ducati Lenovo Team					2	1'32.926	21.140	25.006	22.282	24.498	325.8	
		Runs=1	Total laps=7	Full laps=6	Valid laps=6		3	1'31.236	20.528	24.564	21.801	24.343	327.4	
Run #	1	Front Tyre	Slick-Soft	Rear Tyre	Slick-Soft		4	1'34.330	22.442	25.534	22.011	24.343	327.4	
		7 Laps at start		7 Laps at start			5	1'40.930	26.248	25.810	22.992	25.880	325.8	

Fastest Lap: Johann ZARCO Prima Pramac Racing FRA **1'29.984** 20.131 24.213 21.573 24.067

These data/results cannot be reproduced, stored and/or transmitted in whole or in part by any manner of electronic, mechanical, photocopying, recording, broadcasting or otherwise now known or herein after developed without the previous express consent by the copyright owner, except for reproduction in daily press and regular printed publications on sale to the public within 60 days of the event related to those data/results and always provided that copyright symbol appears together as follows below.
© DORNA, 2023



Lap	Lap Time	T1	T2	T3	T4	Speed	Lap	Lap Time	T1	T2	T3	T4	Speed
6	1'31.217	20.678	24.538	21.755	24.246	328.9							
7	1'30.835	20.392	24.386	21.830	24.227	327.4							

17th 12 **Maverick VIÑALES** APRILIA SPA
Aprilia Racing
Runs=2 Total laps=6 Full laps=3 Valid laps=3

Run #	1	Front Tyre	Slick-Soft	Rear Tyre	Slick-Soft		
		4 Laps at start		4 Laps at start			
1	1'59.425	21.316	25.657	22.876	25.408		
2	1'31.801	20.927	24.755	21.764	24.355	327.4	
3	1'31.170	20.446	24.542	21.853	24.329	332.1	
4	1'30.847	20.539	24.439	21.690	24.179	333.7	
5	2'17.726 P	20.393	24.568	44.905	47.860	330.5	
Run #	2	Front Tyre	Slick-Soft	Rear Tyre	Slick-Soft		
		4 Laps at start		3 Laps at start			
6	2'50.434	29.048	27.550	22.532	24.790		

18th 30 **Takaaki NAKAGAMI** HONDA JPN
LCR Honda IDEMITSU
Runs=1 Total laps=7 Full laps=6 Valid laps=6

Run #	1	Front Tyre	Slick-Soft	Rear Tyre	Slick-Soft		
		14 Laps at start		5 Laps at start			
1	1'56.257	22.855	27.505	23.021	26.863		
2	1'34.051	21.159	25.265	22.712	24.915	321.3	
3	1'31.679	20.670	24.693	21.873	24.443	316.8	
4	1'31.004	20.428	24.479	21.743	24.354	321.3	
5	1'36.189	21.344	26.711	23.035	25.099	322.8	
6	1'32.877	20.943	25.145	22.120	24.669	319.8	
7	1'31.335	20.533	24.528	21.763	24.511	319.8	

19th 73 **Alex MARQUEZ** DUCATI SPA
Gresini Racing MotoGP
Runs=2 Total laps=6 Full laps=4 Valid laps=4

Run #	1	Front Tyre	Slick-Soft	Rear Tyre	Slick-Soft		
		6 Laps at start		4 Laps at start			
1	1'45.537 P	24.796	26.837	23.135	30.430		
Run #	2	Front Tyre	Slick-Soft	Rear Tyre	Slick-Medium		
		9 Laps at start		12 Laps at start			
2	2'13.360	22.365	26.450	22.984	25.059		
3	1'32.479	20.784	25.059	22.103	24.533	324.3	
4	1'31.543	20.493	24.643	22.000	24.407	324.3	
5	1'31.238	20.481	24.635	21.777	24.345	325.8	
6	1'31.082	20.304	24.524	21.885	24.369	325.8	

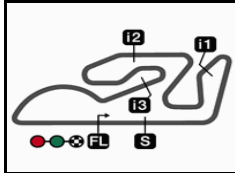
20th 32 **Lorenzo SAVADORI** APRILIA ITA
Aprilia Racing
Runs=1 Total laps=6 Full laps=5 Valid laps=2

Run #	1	Front Tyre	Slick-Soft	Rear Tyre	Slick-Soft		
		3 Laps at start		3 Laps at start			
1	2'00.373	23.258	26.208	22.562	24.826		
2	1'33.171	20.952	25.098	22.259	24.862	325.8	
3	1'31.854	20.737	24.722	22.004	24.391	324.3	
4	1'40.850 *	22.956 *	25.230	23.108	29.556	324.3	
5	1'41.473 *	21.815	30.903 *	22.878	25.877	325.8	
6	1'37.831 *	20.778	26.481 *	22.681	27.891	321.3	

Fastest Lap: Johann ZARCO Prima Pramac Racing FRA **1'29.984** 20.131 24.213 21.573 24.067

These data/results cannot be reproduced, stored and/or transmitted in whole or in part by any manner of electronic, mechanical, photocopying, recording, broadcasting or otherwise now known or herein after developed without the previous express consent by the copyright owner, except for reproduction in daily press and regular printed publications on sale to the public within 60 days of the event related to those data/results and always provided that copyright symbol appears together as follows below.
© DORNA, 2023





4005 m.

GRAN PREMIO MOTUL DE LA COMUNITAT VALENCIANA

Official Starting Grid

Race : 27 laps = 108.135 km

28

1

3
1'29.144
5 Johann ZARCO
Ducati

2
1'29.023
1 Francesco BAGNAIA
Ducati

1
1'28.931
12 Maverick VIÑALES
Aprilia

2

6
1'29.182
89 Jorge MARTIN
Ducati

5
1'29.171
33 Brad BINDER
KTM

4
1'29.161
43 Jack MILLER
KTM

3

9
1'29.275
93 Marc MARQUEZ
Honda

8
1'29.261
73 Alex MARQUEZ
Ducati

7
1'29.223
72 Marco BEZZECCHI
Ducati

4

12
1'29.797
41 Aleix ESPARGARO
Aprilia

11
1'29.510
49 Fabio DI GIANNANTONIO
Ducati

10
1'29.438
25 Raul FERNANDEZ
Aprilia

5

15
1'29.613
20 Fabio QUARTARARO
Yamaha

14
1'29.389
23 Enea BASTIANINI
Ducati

13
1'29.233
37 Augusto FERNANDEZ
KTM

6

18
1'29.953
44 Pol ESPARGARO
KTM

17
1'29.901
10 Luca MARINI
Ducati

16
1'29.864
30 Takaaki NAKAGAMI
Honda

7

21
1'31.044
32 Lorenzo SAVADORI
Aprilia

20
1'30.257
42 Alex RINS
Honda

19
1'30.045
21 Franco MORBIDELLI
Yamaha

The results are provisional until the end of the limit for protest and appeals and until the ratification of the Event Management Committee.

Time limit for protest expires 60' at the latest after publication of the results - Time:

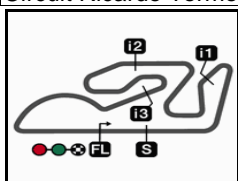
These data/results cannot be reproduced, stored and/or transmitted in whole or in part by any manner of electronic, mechanical, photocopying, recording, broadcasting or otherwise now known or herein after developed without the previous express consent by the copyright owner, except for reproduction in daily press and regular printed publications on sale to the public within 60 days of the event related to those data/results and always provided that copyright symbol appears together as follows below.

© DORNA, 2023

Official MotoGP Timing by TISSOT
www.motogp.com

Cheste, Sunday, November 26, 2023





4005 m.

GRAN PREMIO MOTUL DE LA COMUNITAT VALENCIANA

Warm Up

Best Partial Times

MotoGP™

IT Ideal Lap Time, sum of the best partial times

BT Best Lap Time

T1		T2		T3		T4				IT		BT	
Pos	Rider	Time	Rider	Time	Rider	Time	Rider	Time	Pos	Rider	IT	BT	
1	J.MARTIN	20.104	J.ZARCO	24.213	A.FERNANDEZ	21.411	B.BINDER	23.983	1	J.ZARCO	1'29.984	1'29.984	(1)
2	J.ZARCO	20.131	M.MARQUEZ	24.241	F.MORBIDELLI	21.481	R.FERNANDEZ	24.038	2	B.BINDER	1'30.015	1'30.018	(2)
3	R.FERNANDEZ	20.154	A.FERNANDEZ	24.255	B.BINDER	21.484	J.MARTIN	24.058	3	M.MARQUEZ	1'30.020	1'30.125	(5)
4	M.MARQUEZ	20.180	R.FERNANDEZ	24.268	M.MARQUEZ	21.506	J.ZARCO	24.067	4	J.MARTIN	1'30.063	1'30.096	(3)
5	F.MORBIDELLI	20.203	P.ESPARGARO	24.275	E.BASTIANINI	21.528	M.MARQUEZ	24.093	5	R.FERNANDEZ	1'30.105	1'30.105	(4)
6	B.BINDER	20.239	F.BAGNAIA	24.277	J.MILLER	21.565	A.FERNANDEZ	24.121	6	A.FERNANDEZ	1'30.117	1'30.209	(6)
7	F.BAGNAIA	20.255	J.MARTIN	24.284	J.ZARCO	21.573	J.MILLER	24.159	7	F.MORBIDELLI	1'30.220	1'30.296	(7)
8	E.BASTIANINI	20.255	B.BINDER	24.309	P.ESPARGARO	21.581	F.MORBIDELLI	24.163	8	J.MILLER	1'30.312	1'30.425	(9)
9	J.MILLER	20.276	J.MILLER	24.312	M.BEZZECCHI	21.583	M.VIÑALES	24.179	9	P.ESPARGAR	1'30.397	1'30.440	(10)
10	A.MARQUEZ	20.304	M.BEZZECCHI	24.322	F.BAGNAIA	21.584	L.MARINI	24.205	10	E.BASTIANINI	1'30.419	1'30.422	(8)
11	L.MARINI	20.316	F.MORBIDELLI	24.373	J.MARTIN	21.617	P.ESPARGARO	24.216	11	F.BAGNAIA	1'30.445	1'30.571	(12)
12	P.ESPARGARO	20.325	A.ESPARGARO	24.381	A.ESPARGARO	21.630	A.RINS	24.219	12	M.BEZZECCHI	1'30.527	1'30.527	(11)
13	A.FERNANDEZ	20.330	F.DI GIANNANTO	24.386	R.FERNANDEZ	21.645	M.BEZZECCHI	24.222	13	M.VIÑALES	1'30.701	1'30.847	(17)
14	A.RINS	20.343	E.BASTIANINI	24.405	L.MARINI	21.672	F.DI GIANNANTO	24.227	14	A.RINS	1'30.751	1'30.824	(15)
15	F.DI GIANNANTO	20.392	M.VIÑALES	24.439	M.VIÑALES	21.690	E.BASTIANINI	24.231	15	L.MARINI	1'30.753	1'30.781	(14)
16	M.VIÑALES	20.393	A.RINS	24.462	A.RINS	21.727	A.ESPARGARO	24.256	16	A.ESPARGAR	1'30.754	1'30.754	(13)
17	M.BEZZECCHI	20.400	T.NAKAGAMI	24.479	T.NAKAGAMI	21.743	F.BAGNAIA	24.329	17	F.DI GIANNAN	1'30.760	1'30.835	(16)
18	T.NAKAGAMI	20.428	A.MARQUEZ	24.524	F.DI GIANNANTO	21.755	A.MARQUEZ	24.345	18	A.MARQUEZ	1'30.950	1'31.082	(19)
19	A.ESPARGARO	20.487	L.MARINI	24.560	A.MARQUEZ	21.777	T.NAKAGAMI	24.354	19	T.NAKAGAMI	1'31.004	1'31.004	(18)
20	L.SAVADORI	20.737	L.SAVADORI	24.722	L.SAVADORI	22.004	L.SAVADORI	24.391	20	L.SAVADORI	1'31.854	1'31.854	(20)

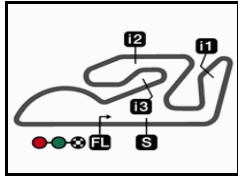
These data/results cannot be reproduced, stored and/or transmitted in whole or in part by any manner of electronic, mechanical, photocopying, recording, broadcasting or otherwise now known or herein after developed without the previous express consent by the copyright owner, except for reproduction in daily press and regular printed publications on sale to the public within 60 days of the event related to those data/results and always provided that copyright symbol appears together as follows below.

© DORNA, 2023

Official MotoGP Timing by TISSOT


www.motogp.com





4005 m.

GRAN PREMIO MOTUL DE LA COMUNITAT VALENCIANA**Warm Up****Fastest Laps Sequence**

<i>Practice Time</i>	 <i>Rider</i>	<i>Nation</i>	<i>Motorcycle</i>	<i>Time</i>	<i>Km/h</i>	<i>Rider's Lap</i>
3'19.294	1 Francesco BAGNAIA	ITA	DUCATI	1'31.892	156.9	2
3'19.829	42 Alex RINS	SPA	HONDA	1'31.629	157.3	2
3'20.949	93 Marc MARQUEZ	SPA	HONDA	1'31.544	157.4	2
3'30.277	89 Jorge MARTIN	SPA	DUCATI	1'31.475	157.6	2
4'50.597	1 Francesco BAGNAIA	ITA	DUCATI	1'31.303	157.9	3
4'51.335	93 Marc MARQUEZ	SPA	HONDA	1'30.386	159.5	3
6'50.166	25 Raul FERNANDEZ	SPA	APRILIA	1'30.105	160.0	4
9'56.493	33 Brad BINDER	RSA	KTM	1'30.018	160.1	6
11'15.427	5 Johann ZARCO	FRA	DUCATI	1'29.984	160.2	7

These data/results cannot be reproduced, stored and/or transmitted in whole or in part by any manner of electronic, mechanical, photocopying, recording, broadcasting or otherwise now known or herein after developed without the previous express consent by the copyright owner, except for reproduction in daily press and regular printed publications on sale to the public within 60 days of the event related to those data/results and always provided that copyright symbol appears together as follows below.

© DORNA, 2023

Official MotoGP Timing by **TISSOT**
www.motogp.com

Cheste, Sunday, November 26, 2023

