


4423 m.

GRAN PREMIO ESTRELLA GALICIA 0,0 DE ESPAÑA

Qualifying Nr. 1

Classification

17

	Rider	Nation	Team	Motorcycle	Time	Lap	Total	Gap	Top Speed
1	21 Franco MORBIDELLI	ITA	Prima Pramac Racing	DUCATI	1'47.887	6	7		281.2
2	33 Brad BINDER	RSA	Red Bull KTM Factory Racing	KTM	1'47.949	6	7	0.062 0.062	284.9
3	5 Johann ZARCO	FRA	CASTROL Honda LCR	HONDA	1'48.102	7	8	0.215 0.153	282.7
4	88 Miguel OLIVEIRA	POR	Trackhouse Racing	APRILIA	1'48.418	6	8	0.531 0.316	281.2
5	43 Jack MILLER	AUS	Red Bull KTM Factory Racing	KTM	1'48.672	5	6	0.785 0.254	281.2
6	26 Daniel PEDROSA	SPA	Red Bull KTM Factory Racing	KTM	1'48.699	5	7	0.812 0.027	284.9
7	25 Raul FERNANDEZ	SPA	Trackhouse Racing	APRILIA	1'48.728	3	8	0.841 0.029	281.2
8	37 Augusto FERNANDEZ	SPA	Red Bull GASGAS Tech3	KTM	1'49.229	6	7	1.342 0.501	279.0
9	6 Stefan BRADL	GER	HRC Test Team	HONDA	1'49.659	5	8	1.772 0.430	281.9
10	36 Joan MIR	SPA	Repsol Honda Team	HONDA	1'49.765	3	8	1.878 0.106	280.5
11	32 Lorenzo SAVADORI	ITA	Aprilia Racing	APRILIA	1'49.860	7	7	1.973 0.095	279.0
12	10 Luca MARINI	ITA	Repsol Honda Team	HONDA	1'49.978	8	8	2.091 0.118	281.9
13	20 Fabio QUARTARARO	FRA	Monster Energy Yamaha MotoGP	YAMAHA	1'50.100	4	7	2.213 0.122	279.7
14	30 Takaaki NAKAGAMI	JPN	IDEMITSU Honda LCR	HONDA	1'50.245	7	7	2.358 0.145	278.3
15	42 Alex RINS	SPA	Monster Energy Yamaha MotoGP	YAMAHA	1'50.302	5	8	2.415 0.057	279.0

Practice condition: Wet

Air: 15°

Humidity: 85%

Ground: 17°

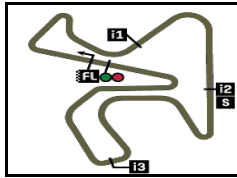
Fastest Lap:	Lap: 6	Franco MORBIDELLI	1'47.887	147.5 Km/h
Best Race Lap:	2022	Francesco BAGNAIA	1'37.669	163.0 Km/h
All Time Lap Record:	2024	Francesco BAGNAIA	1'36.025	165.8 Km/h

The results are provisional until the end of the limit for protest and appeals.

Time limit for protest expires 60' after publication of the results - Time:

These data/results cannot be reproduced, stored and/or transmitted in whole or in part by any manner of electronic, mechanical, photocopying, recording, broadcasting or otherwise now known or herein after developed without the previous express consent by the copyright owner, except for reproduction in daily press and regular printed publications on sale to the public within 60 days of the event related to those data/results and always provided that copyright symbol appears together as follows below.

© DORNA, 2024



4423 m.

GRAN PREMIO ESTRELLA GALICIA 0,0 DE ESPAÑA

Qualifying Nr. 1

Top Speed & Average

18



Rider	Nation	Motorcycle	Top 5 speeds					Average	Top
26 Daniel PEDROSA	SPA	KTM	284.9	284.9	282.7	279.7	262.1	278.9	284.9
33 Brad BINDER	RSA	KTM	284.9	284.2	283.4	279.7	274.1	281.3	284.9
5 Johann ZARCO	FRA	HONDA	282.7	281.9	281.2	280.5	280.5	281.4	282.7
6 Stefan BRADL	GER	HONDA	281.9	280.5	279.7	279.7	274.8	279.3	281.9
10 Luca MARINI	ITA	HONDA	281.9	280.5	280.5	278.3	278.3	279.9	281.9
21 Franco MORBIDELLI	ITA	DUCATI	281.2	279.7	279.7	279.7	278.3	279.7	281.2
25 Raul FERNANDEZ	SPA	APRILIA	281.2	277.6	276.9	276.9	274.8	277.5	281.2
43 Jack MILLER	AUS	KTM	281.2	280.5	279.7	277.6	277.6	279.0	281.2
88 Miguel OLIVEIRA	POR	APRILIA	281.2	280.5	279.7	279.7	279.0	280.0	281.2
36 Joan MIR	SPA	HONDA	280.5	277.6	277.6	276.9	276.2	277.8	280.5
20 Fabio QUARTARARO	FRA	YAMAHA	279.7	278.3	276.9	276.2	274.8	277.2	279.7
32 Lorenzo SAVADORI	ITA	APRILIA	279.0	278.3	276.9	274.8	274.1	276.2	279.0
37 Augusto FERNANDEZ	SPA	KTM	279.0	277.6	276.2	276.2	276.2	277.0	279.0
42 Alex RINS	SPA	YAMAHA	279.0	278.3	278.3	277.6	276.9	277.8	279.0
30 Takaaki NAKAGAMI	JPN	HONDA	278.3	276.9	276.9	276.2	275.5	276.8	278.3

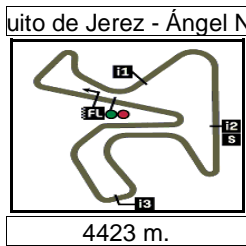
These data/results cannot be reproduced, stored and/or transmitted in whole or in part by any manner of electronic, mechanical, photocopying, recording, broadcasting or otherwise now known or herein after developed without the previous express consent by the copyright owner, except for reproduction in daily press and regular printed publications on sale to the public within 60 days of the event related to those data/results and always provided that copyright symbol appears together as follows below.

© DORNA, 2024

Official MotoGP Timing by TISSOT
www.motogp.com



Jerez de la Frontera, Saturday, April 27, 2024



Results and timing service provided by **TISSOT**

MotoGP™

GRAN PREMIO ESTRELLA GALICIA 0,0 DE ESPAÑA

Qualifying Nr. 1

Chronological Analysis of Performances

19

* Lap / Sector time cancelled

T1 Time from finish line to 1st intermediate

T3 Time from 2nd intermed. to 3rd intermed.

P Crossing the finish line in pit lane

T2 Time from 1st intermed. to 2nd intermed.

T4 Time from 3rd intermediate to finish line

**Tyre data subject to further updates

Lap	Lap Time	T1	T2	T3	T4	Speed	Lap	Lap Time	T1	T2	T3	T4	Speed	
1st	21	Franco MORBIDELLI DUCATI ITA					8	1'53.990	27.119	15.519	32.803	38.549	282.7	
Prima Pramac Racing							4th 88 Miguel OLIVEIRA APRILIA POR							
Runs=2 Total laps=7 Full laps=4 Valid laps=4							Trackhouse Racing							
Runs=1 Total laps=8 Full laps=7 Valid laps=7														
Run #	1	Front Tyre	Wet-Medium	Rear Tyre	Wet-Soft		Run #	1	Front Tyre	Wet-Medium	Rear Tyre	Wet-Soft		
		New Tyre		New Tyre					New Tyre		New Tyre			
1	2'02.186	33.581	16.483	33.597	33.984	275.5	1	2'33.710	33.165	16.493	34.453	34.181	266.6	
2	1'49.285	27.609	15.774	32.587	33.315	279.7	2	1'50.350	28.030	15.849	32.914	33.557	281.2	
3	1'48.918	27.201	15.851	32.527	33.339	278.3	3	1'49.627	27.548	15.771	32.908	33.400	280.5	
4	1'49.829 P	30.334	16.711	34.079	28.705	273.4	4	1'48.735	27.316	15.745	32.614	33.060	279.7	
Run # 2 Front Tyre Wet-Medium Rear Tyre Wet-Soft							Run # 1 Front Tyre Wet-Medium Rear Tyre Wet-Soft							
		4 Laps at start		New Tyre					New Tyre		New Tyre			
5	1'52.867	30.989	15.941	32.771	33.166	279.7	5	1'54.577	30.592	16.655	33.559	33.771	266.0	
6	1'47.887	27.079	15.620	32.180	33.008	279.7	6	1'48.418	27.353	15.745	32.438	32.882	279.0	
7	1'58.439	30.896	18.752	34.054	34.737	261.5	7	1'54.979	28.781	17.012	34.747	34.439	234.2	
		PIT	27.250	15.633	32.268	30.261	281.2	8	1'48.675	27.215	15.763	32.517	33.180	279.7
2nd	33	Brad BINDER KTM RSA					5th 43 Jack MILLER KTM AUS							
Red Bull KTM Factory Racing							Red Bull KTM Factory Racing							
Runs=2 Total laps=7 Full laps=4 Valid laps=4							Runs=1 Total laps=6 Full laps=5 Valid laps=5							
Run #	1	Front Tyre	Wet-Medium	Rear Tyre	Wet-Soft		Run #	1	Front Tyre	Wet-Medium	Rear Tyre	Wet-Soft		
		New Tyre		New Tyre					New Tyre		New Tyre			
1	2'16.418	32.007	16.434	34.710	34.635	263.4	1	4'39.404	34.753	16.738	37.862	33.993	277.6	
2	1'49.112	27.551	15.870	32.607	33.084	279.7	2	1'48.810	27.455	15.746	32.411	33.198	281.2	
3	1'48.626	27.263	15.723	32.539	33.101	283.4	3	1'48.820	27.256	15.807	32.356	33.401	277.6	
4	1'53.775 P	29.473	16.474	37.595	30.233	274.1	4	2'06.042	35.984	18.681	35.579	35.798	167.9	
Run # 2 Front Tyre Wet-Medium Rear Tyre Wet-Soft							Run # 1 Front Tyre Wet-Medium Rear Tyre Wet-Soft							
		4 Laps at start		New Tyre					New Tyre		New Tyre			
5	2'06.612	38.637	19.211	34.869	33.895	196.7	5	1'48.672	27.301	15.685	32.423	33.263	279.7	
6	1'47.949	27.121	15.570	32.457	32.801	284.2	6	1'56.020	31.656	16.466	33.790	34.108	277.6	
7	1'48.068	27.187	15.504	32.403	32.974	284.9			PIT	27.349	15.755	34.904	280.5	
3rd	5	Johann ZARCO HONDA FRA					6th 26 Daniel PEDROSA KTM SPA							
CASTROL Honda LCR							Red Bull KTM Factory Racing							
Runs=2 Total laps=8 Full laps=5 Valid laps=5							Runs=1 Total laps=7 Full laps=6 Valid laps=6							
Run #	1	Front Tyre	Wet-Medium	Rear Tyre	Wet-Soft		Run #	1	Front Tyre	Wet-Medium	Rear Tyre	Wet-Soft		
		New Tyre		New Tyre					New Tyre		New Tyre			
1	2'11.753	31.633	16.321	34.203	33.972	269.3	1	2'06.541	33.804	16.849	34.535	34.425	261.5	
2	1'50.105	27.742	15.678	33.178	33.507	281.2	2	1'50.655	28.136	15.829	33.066	33.624	279.7	
3	1'49.006	27.396	15.690	32.746	33.174	280.5	3	1'49.061	27.476	15.696	32.667	33.222	284.9	
4	1'48.938	27.343	15.675	32.718	33.202	280.5	4	1'55.913	27.617	15.876	34.246	38.174	262.1	
5	1'48.924 P	28.385	16.058	35.189	29.292	276.2	5	1'48.699	27.299	15.599	32.558	33.243	282.7	
Run # 2 Front Tyre Wet-Medium Rear Tyre Wet-Soft							Run # 1 Front Tyre Wet-Medium Rear Tyre Wet-Soft							
		5 Laps at start		New Tyre					New Tyre		New Tyre			
6	1'56.247	32.806	16.136	33.492	33.813	277.6	6	2'02.729	28.806	20.850	36.414	36.659	201.4	
7	1'48.102	27.102	15.511	32.443	33.046	281.9	7	1'58.233	27.423	18.415	37.489	34.906	155.6	
									PIT	27.461	15.663	34.257	29.474	284.9

Fastest Lap: Franco MORBIDELLI Prima Pramac Racing ITA **1'47.887** 27.079 15.620 32.180 33.008

These data/results cannot be reproduced, stored and/or transmitted in whole or in part by any manner of electronic, mechanical, photocopying, recording, broadcasting or otherwise now known or herein after developed without the previous express consent by the copyright owner, except for reproduction in daily press and regular printed publications on sale to the public within 60 days of the event related to those data/results and always provided that copyright symbol appears together as follows below.
© DORNA, 2024



Qualifying Nr. 1

MotoGP

Lap	Lap Time	T1	T2	T3	T4	Speed	Lap	Lap Time	T1	T2	T3	T4	Speed
7th	25	Raul FERNANDEZ		APRILIA		SPA	Run # 2	Front Tyre Wet-Medium		Rear Tyre Wet-Soft			
		Trackhouse Racing					5 Laps at start		New Tyre				
		Runs=2	Total laps=8	Full laps=5	Valid laps=5		6	1'53.179	30.603	16.094	33.280	33.202	277.6
Run # 1	Front Tyre Wet-Medium		Rear Tyre Wet-Soft				7	1'50.704	27.558	16.441	33.422	33.283	268.6
		11 Laps at start		New Tyre			8	1'52.384	27.472	15.871	35.128	33.913	276.9
1	2'46.014	33.082	16.459	34.332	34.408	274.8							
2	1'49.797	27.938	15.792	32.866	33.201	281.2							
3	1'48.728	27.209	15.808	32.560	33.151	277.6							
4	2'02.018	36.827	16.910	34.558	33.723	256.5							
5	1'45.803	P 27.607	16.008	33.180	29.008	274.1							
Run # 2	Front Tyre Wet-Medium		Rear Tyre Wet-Soft				16 Laps at start		New Tyre				
6	1'54.433	31.210	16.223	33.580	33.420	276.9							
7	1'49.810	27.464	16.476	32.827	33.043	274.1							
8	1'49.577	27.332	15.896	32.892	33.457	276.9							
8th	37	Augusto FERNANDEZ		KTM		SPA	Run # 2	Front Tyre Wet-Medium		Rear Tyre Wet-Medium			
		Red Bull GASGAS Tech3					5 Laps at start		New Tyre				
		Runs=2	Total laps=7	Full laps=4	Valid laps=4		6	1'58.474	34.751	16.002	33.463	34.258	278.3
Run # 1	Front Tyre Wet-Medium		Rear Tyre Wet-Soft				7	1'49.860	27.632	15.798	32.995	33.435	279.0
		New Tyre		New Tyre									
1	2'19.822	32.315	16.677	33.729	33.928	270.0							
2	1'49.727	27.242	15.910	32.478	34.097	279.0							
3	1'49.607	27.349	15.881	33.025	33.352	276.2							
4	1'50.311	P 27.431	16.095	37.118	29.667	276.2							
Run # 2	Front Tyre Wet-Medium		Rear Tyre Wet-Soft				4 Laps at start		New Tyre				
5	1'58.923	32.073	16.597	36.390	33.863	269.3							
6	1'49.229	27.370	15.811	32.652	33.396	277.6							
7	1'50.855	27.507	15.945	33.722	33.681	276.2							
9th	6	Stefan BRADL		HONDA		GER	Run # 2	Front Tyre Wet-Medium		Rear Tyre Wet-Soft			
		HRC Test Team					10 Laps at start		5 Laps at start				
		Runs=1	Total laps=8	Full laps=7	Valid laps=7		6	1'53.790	30.544	16.273	33.264	33.709	278.3
Run # 1	Front Tyre Wet-Medium		Rear Tyre Wet-Soft				7	1'50.437	27.618	15.939	33.236	33.644	277.6
		New Tyre		New Tyre			8	1'49.978	27.406	15.830	33.002	33.740	280.5
1	2'15.466	32.783	16.725	34.934	34.825	270.6							
2	1'51.476	28.419	16.030	33.452	33.575	274.8							
3	1'50.343	27.627	15.811	33.380	33.525	281.9							
4	1'59.481	36.408	15.993	33.393	33.687	280.5							
5	1'49.659	27.616	15.828	32.810	33.405	279.7							
6	1'54.117	29.375	16.556	33.929	34.257	262.7							
7	1'56.826	29.126	18.543	35.637	33.520	147.5							
8	1'51.143	27.743	15.850	33.543	34.007	279.7							
10th	36	Joan MIR		HONDA		SPA	Run # 1	Front Tyre Wet-Medium		Rear Tyre Wet-Soft			
		Repsol Honda Team					New Tyre		New Tyre				
		Runs=2	Total laps=8	Full laps=5	Valid laps=5		1	2'21.318	33.112	16.398	34.405	34.042	272.7
Run # 1	Front Tyre Wet-Medium		Rear Tyre Wet-Soft				2	1'50.737	28.197	15.858	33.124	33.558	280.5
		New Tyre		New Tyre			3	1'49.765	27.533	15.915	32.812	33.505	277.6
1	2'21.318	33.112	16.398	34.405	34.042	272.7							
2	1'50.737	28.197	15.858	33.124	33.558	280.5							
3	1'49.765	27.533	15.915	32.812	33.505	277.6							
4	1'56.532	30.780	17.985	34.190	33.577	261.5							
5	1'46.060	P 27.698	15.973	32.918	29.471	276.2							
13th	20	Fabio QUARTARARO		YAMAHA		FRA	Run # 1	Front Tyre Wet-Medium		Rear Tyre Wet-Soft			
		Monster Energy Yamaha MotoGP Team					New Tyre		New Tyre				
		Runs=1	Total laps=7	Full laps=6	Valid laps=6		1	2'46.995	33.115	16.507	35.111	34.396	270.0
Run # 1	Front Tyre Wet-Medium		Rear Tyre Wet-Soft				2	1'50.196	27.625	15.852	33.161	33.558	279.7
		New Tyre		New Tyre			3	1'54.799	27.516	15.896	37.229	34.158	276.2
1	2'46.995	33.115	16.507	35.111	34.396	270.0							
2	1'50.196	27.625	15.852	33.161	33.558	279.7							
3	1'54.799	27.516	15.896	37.229	34.158	276.2							
4	1'50.100	27.539	15.907	32.977	33.677	278.3							
5	1'58.763	30.195	18.751	34.599	35.218	158.8							
6	1'50.117	27.479	15.970	32.906	33.762	276.9							
7	1'55.066	31.043	16.385	33.557	34.081	267.9							
		PIT	27.560	16.054	37.118	274.8							
14th	30	Takaaki NAKAGAMI		HONDA		JPN	Run # 1	Front Tyre Wet-Medium		Rear Tyre Wet-Soft			
		IDEMITSU Honda LCR					New Tyre		New Tyre				
		Runs=2	Total laps=7	Full laps=4	Valid laps=4		1	2'16.933	33.889	16.970	36.312	34.881	243.7
Run # 1	Front Tyre Wet-Medium		Rear Tyre Wet-Soft										
		New Tyre		New Tyre									

Fastest Lap: Franco MORBIDELLI Prima Pramac Racing ITA **1'47.887** 27.079 15.620 32.180 33.008

These data/results cannot be reproduced, stored and/or transmitted in whole or in part by any manner of electronic, mechanical, photocopying, recording, broadcasting or otherwise now known or herein after developed without the previous express consent by the copyright owner, except for reproduction in daily press and regular printed publications on sale to the public within 60 days of the event related to those data/results and always provided that copyright symbol appears together as follows below.
© DORNA, 2024

Official MotoGP Timing by TISSOT
www.motogp.com



Qualifying Nr. 1

MotoGP

Lap	Lap Time	T1	T2	T3	T4	Speed	Lap	Lap Time	T1	T2	T3	T4	Speed
2	1'51.992	28.494	16.096	33.678	33.724	276.9							
3	1'50.642	27.822	15.959	33.344	33.517	278.3							
4	1'46.513 P	27.808	16.003	33.446	29.256	276.9							
Run # 2	<i>Front Tyre</i>		Wet-Medium		<i>Rear Tyre</i>		Wet-Soft						
			4 Laps at start				New Tyre						
5	2'01.971	33.596	17.249	36.418	34.708	226.4							
6	1'50.344	27.799	15.924	33.117	33.504	276.2							
7	1'50.245	27.742	15.951	33.096	33.456	275.5							

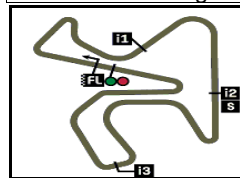
15th 42 Alex RINS YAMAHA SPA
 Monster Energy Yamaha MotoGP Team
 Runs=1 Total laps=8 Full laps=7 Valid laps=7

Run #	1	Front Tyre	Wet-Medium	Rear Tyre	Wet-Soft		
			New Tyre		New Tyre		
1	3'04.009	32.241	16.452	33.888	33.783	277.6	
2	1'50.719	28.107	15.919	33.056	33.637	278.3	
3	1'50.303	27.671	15.877	32.945	33.810	279.0	
4	1'52.500	28.899	16.655	33.285	33.661	278.3	
5	1'50.302	27.742	15.966	32.897	33.697	276.9	
6	1'59.971	27.795	16.006	39.086	37.084	272.0	
7	1'56.776	29.493	17.184	35.969	34.130	267.9	
8	1'50.541	27.884	15.926	32.803	33.928	276.9	

Fastest Lap: Franco MORBIDELLI Prima Pramac Racing ITA **1'47.887** 27.079 15.620 32.180 33.008

These data/results cannot be reproduced, stored and/or transmitted in whole or in part by any manner of electronic, mechanical, photocopying, recording, broadcasting or otherwise now known or herein after developed without the previous express consent by the copyright owner, except for reproduction in daily press and regular printed publications on sale to the public within 60 days of the event related to those data/results and always provided that copyright symbol appears together as follows below.
 © DORNA, 2024





4423 m.

GRAN PREMIO ESTRELLA GALICIA 0,0 DE ESPAÑA

After the Qualifying Nr. 1

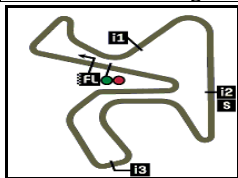
Event Best Maximum Speed



Rider	Nation Team	Motorcycle	Km/h
26 Daniel PEDROSA	SPA Red Bull KTM Factory Racing	KTM	300.0 Practice
6 Stefan BRADL	GER HRC Test Team	HONDA	299.1 Free Practice Nr. 1
31 Pedro ACOSTA	SPA Red Bull GASGAS Tech3	KTM	299.1 Free Practice Nr. 1
72 Marco BEZZECCHI	ITA Pertamina Enduro VR46 Racing T	DUCATI	296.7 Practice
43 Jack MILLER	AUS Red Bull KTM Factory Racing	KTM	296.7 Free Practice Nr. 1
33 Brad BINDER	RSA Red Bull KTM Factory Racing	KTM	295.8 Practice
23 Enea BASTIANINI	ITA Ducati Lenovo Team	DUCATI	295.8 Free Practice Nr. 1
89 Jorge MARTIN	SPA Prima Pramac Racing	DUCATI	295.0 Free Practice Nr. 1
20 Fabio QUARTARARO	FRA Monster Energy Yamaha MotoGP	YAMAHA	295.0 Practice
42 Alex RINS	SPA Monster Energy Yamaha MotoGP	YAMAHA	295.0 Practice
5 Johann ZARCO	FRA CASTROL Honda LCR	HONDA	294.2 Practice
21 Franco MORBIDELLI	ITA Prima Pramac Racing	DUCATI	293.4 Practice
1 Francesco BAGNAIA	ITA Ducati Lenovo Team	DUCATI	293.4 Practice
36 Joan MIR	SPA Repsol Honda Team	HONDA	293.4 Practice
88 Miguel OLIVEIRA	POR Trackhouse Racing	APRILIA	293.4 Free Practice Nr. 1
41 Aleix ESPARGARO	SPA Aprilia Racing	APRILIA	292.6 Free Practice Nr. 1
49 Fabio DI GIANNANTONIO	ITA Pertamina Enduro VR46 Racing T	DUCATI	292.6 Free Practice Nr. 1
12 Maverick VIÑALES	SPA Aprilia Racing	APRILIA	292.6 Practice
37 Augusto FERNANDEZ	SPA Red Bull GASGAS Tech3	KTM	292.6 Practice
32 Lorenzo SAVADORI	ITA Aprilia Racing	APRILIA	291.8 Practice
93 Marc MARQUEZ	SPA Gresini Racing MotoGP	DUCATI	291.8 Practice
30 Takaaki NAKAGAMI	JPN IDEMITSU Honda LCR	HONDA	291.8 Free Practice Nr. 1
25 Raul FERNANDEZ	SPA Trackhouse Racing	APRILIA	291.8 Practice
73 Alex MARQUEZ	SPA Gresini Racing MotoGP	DUCATI	291.1 Practice
10 Luca MARINI	ITA Repsol Honda Team	HONDA	291.1 Free Practice Nr. 1

These data/results cannot be reproduced, stored and/or transmitted in whole or in part by any manner of electronic, mechanical, photocopying, recording, broadcasting or otherwise now known or herein after developed without the previous express consent by the copyright owner, except for reproduction in daily press and regular printed publications on sale to the public within 60 days of the event related to those data/results and always provided that copyright symbol appears together as follows below.

© DORNA, 2024



4423 m.

GRAN PREMIO ESTRELLA GALICIA 0,0 DE ESPAÑA

Qualifying Nr. 1

Best Partial Times

MotoGP™

IT Ideal Lap Time, sum of the best partial times

BT Best Lap Time

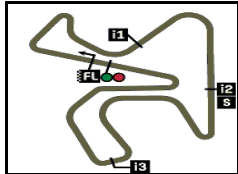
<i>T1</i>		<i>T2</i>		<i>T3</i>		<i>T4</i>				<i>IT</i>	<i>BT</i>	
<i>Pos</i>	<i>Rider</i>	<i>Time</i>	<i>Rider</i>	<i>Time</i>	<i>Rider</i>	<i>Time</i>	<i>Rider</i>	<i>Time</i>	<i>Pos</i>	<i>Rider</i>		
1	F.MORBIDELLI	27.079	B.BINDER	15.504	F.MORBIDELLI	32.180	B.BINDER	32.801	1	B.BINDER	1'47.829	1'47.949 (2)
2	J.ZARCO	27.102	J.ZARCO	15.511	J.MILLER	32.356	M.OLIVEIRA	32.882	2	F.MORBIDELLI	1'47.887	1'47.887 (1)
3	B.BINDER	27.121	D.PEDROSA	15.599	B.BINDER	32.403	F.MORBIDELLI	33.008	3	J.ZARCO	1'48.102	1'48.102 (3)
4	R.FERNANDEZ	27.209	F.MORBIDELLI	15.620	M.OLIVEIRA	32.438	R.FERNANDEZ	33.043	4	M.OLIVEIRA	1'48.280	1'48.418 (4)
5	M.OLIVEIRA	27.215	J.MILLER	15.685	J.ZARCO	32.443	J.ZARCO	33.046	5	J.MILLER	1'48.495	1'48.672 (5)
6	A.FERNANDEZ	27.242	M.OLIVEIRA	15.745	A.FERNANDEZ	32.478	J.MILLER	33.198	6	R.FERNANDEZ	1'48.604	1'48.728 (7)
7	J.MILLER	27.256	R.FERNANDEZ	15.792	D.PEDROSA	32.558	J.MIR	33.202	7	D.PEDROSA	1'48.678	1'48.699 (6)
8	D.PEDROSA	27.299	L.SAVADORI	15.798	R.FERNANDEZ	32.560	D.PEDROSA	33.222	8	A.FERNANDEZ	1'48.883	1'49.229 (8)
9	L.MARINI	27.406	S.BRADL	15.811	A.RINS	32.803	A.FERNANDEZ	33.352	9	J.MIR	1'49.344	1'49.765 (10)
10	J.MIR	27.472	A.FERNANDEZ	15.811	S.BRADL	32.810	S.BRADL	33.405	10	S.BRADL	1'49.642	1'49.659 (9)
11	F.QUARTARARO	27.479	L.MARINI	15.830	J.MIR	32.812	L.SAVADORI	33.435	11	L.MARINI	1'49.714	1'49.978 (12)
12	S.BRADL	27.616	F.QUARTARARO	15.852	F.QUARTARARO	32.906	T.NAKAGAMI	33.456	12	F.QUARTARAR	1'49.795	1'50.100 (13)
13	L.SAVADORI	27.632	J.MIR	15.858	L.MARINI	32.931	L.MARINI	33.547	13	L.SAVADORI	1'49.822	1'49.860 (11)
14	A.RINS	27.671	A.RINS	15.877	L.SAVADORI	32.957	F.QUARTARARO	33.558	14	A.RINS	1'49.988	1'50.302 (15)
15	T.NAKAGAMI	27.742	T.NAKAGAMI	15.924	T.NAKAGAMI	33.096	A.RINS	33.637	15	T.NAKAGAMI	1'50.218	1'50.245 (14)

These data/results cannot be reproduced, stored and/or transmitted in whole or in part by any manner of electronic, mechanical, photocopying, recording, broadcasting or otherwise now known or herein after developed without the previous express consent by the copyright owner, except for reproduction in daily press and regular printed publications on sale to the public within 60 days of the event related to those data/results and always provided that copyright symbol appears together as follows below.

© DORNA, 2024

Official MotoGP Timing by 
www.motogp.com





4423 m.

GRAN PREMIO ESTRELLA GALICIA 0,0 DE ESPAÑA

Qualifying Nr. 1

Fastest Laps Sequence

<i>Practice Time</i>	 <i>Rider</i>	<i>Nation</i>	<i>Motorcycle</i>	<i>Time</i>	<i>Km/h</i>	<i>Rider's Lap</i>
3'51.471	21 Franco MORBIDELLI	ITA	DUCATI	1'49.285	145.6	2
4'05.530	33 Brad BINDER	RSA	KTM	1'49.112	145.9	2
5'40.389	21 Franco MORBIDELLI	ITA	DUCATI	1'48.918	146.1	3
5'54.156	33 Brad BINDER	RSA	KTM	1'48.626	146.5	3
11'45.417	88 Miguel OLIVEIRA	POR	APRILIA	1'48.418	146.8	6
12'28.818	21 Franco MORBIDELLI	ITA	DUCATI	1'47.887	147.5	6

These data/results cannot be reproduced, stored and/or transmitted in whole or in part by any manner of electronic, mechanical, photocopying, recording, broadcasting or otherwise now known or herein after developed without the previous express consent by the copyright owner, except for reproduction in daily press and regular printed publications on sale to the public within 60 days of the event related to those data/results and always provided that copyright symbol appears together as follows below.

© DORNA, 2024