

4806 m.

GRAN PREMIO MICHELIN® DE LA REPÚBLICA ARGENTINA

Practice Nr. 2

Classification

6

	Rider	Nation	Team	Motorcycle	Time	Lap Total	Gap	Top Speed
1	14 Tony ARBOLINO	ITA	Elf Marc VDS Racing Team	KALEX	1'43.172	17 20		278.6
2	12 Filip SALAC	CZE	QJMOTOR Gresini Moto2	KALEX	1'43.238	11 16	0.066 0.066	276.7
3	37 Pedro ACOSTA	SPA	Red Bull KTM Ajo	KALEX	1'43.252	16 18	0.080 0.014	285.6
4	96 Jake DIXON	GBR	Solunion GASGAS Aspar Team	KALEX	1'43.293	12 17	0.121 0.041	279.2
5	35 Somkiat CHANTRA	THA	IDEMITSU Honda Team Asia	KALEX	1'43.298	6 19	0.126 0.005	283.0
6	40 Aron CANET	SPA	Pons Wegow Los40	KALEX	1'43.326	11 16	0.154 0.028	281.7
7	22 Sam LOWES	GBR	Elf Marc VDS Racing Team	KALEX	1'43.405	14 18	0.233 0.079	280.4
8	54 Fermín ALDEGUER	SPA	Beta Tools SpeedUp	BOSCOSCURO	1'43.440	6 18	0.268 0.035	279.2
9	64 Bo BENDSNEYDER	NED	Pertamina Mandalika SAG Team	KALEX	1'43.608	14 16	0.436 0.168	279.2
10	21 Alonso LOPEZ	SPA	Beta Tools SpeedUp	BOSCOSCURO	1'43.644	16 21	0.472 0.036	278.6
11	18 Manuel GONZALEZ	SPA	Correos Prepago Yamaha VR46 M	KALEX	1'43.655	4 18	0.483 0.011	278.6
12	75 Albert ARENAS	SPA	Red Bull KTM Ajo	KALEX	1'43.743	16 18	0.571 0.088	278.0
13	7 Barry BALTUS	BEL	Fieten Olie Racing GP	KALEX	1'43.974	14 19	0.802 0.231	281.7
14	16 Joe ROBERTS	USA	Italtrans Racing Team	KALEX	1'44.025	13 15	0.853 0.051	276.1
15	4 Sean Dylan KELLY	USA	American Racing	KALEX	1'44.027	14 20	0.855 0.002	279.2
16	13 Celestino VIETTI	ITA	Fantic Racing	KALEX	1'44.121	13 20	0.949 0.094	284.9
17	52 Jeremy ALCOBA	SPA	QJMOTOR Gresini Moto2	KALEX	1'44.169	14 15	0.997 0.048	279.2
18	15 Darryn BINDER	RSA	Liqui Moly Husqvarna Intact GP	KALEX	1'44.329	14 18	1.157 0.160	281.1
19	71 Dennis FOGGIA	ITA	Italtrans Racing Team	KALEX	1'44.531	17 19	1.359 0.202	281.7
20	19 Lorenzo DALLA PORTA	ITA	Pertamina Mandalika SAG Team	KALEX	1'44.635	13 17	1.463 0.104	283.0
21	24 Marcos RAMIREZ	SPA	Forward Team	FORWARD	1'44.666	11 18	1.494 0.031	274.3
22	11 Sergio GARCIA	SPA	Pons Wegow Los40	KALEX	1'44.791	19 19	1.619 0.125	277.3
23	81 Jordi TORRES	SPA	Solunion GASGAS Aspar Team	KALEX	1'44.926	15 15	1.754 0.135	277.3
24	84 Zonta VD GOORBERGH	NED	Fieten Olie Racing GP	KALEX	1'44.969	14 17	1.797 0.043	280.4
25	72 Borja GOMEZ	SPA	Fantic Racing	KALEX	1'45.195	15 18	2.023 0.226	283.0
26	79 Ai OGURA	JPN	IDEMITSU Honda Team Asia	KALEX	1'45.366	14 17	2.194 0.171	276.7
27	33 Rory SKINNER	GBR	American Racing	KALEX	1'45.461	9 19	2.289 0.095	274.3
28	98 David SANCHIS	SPA	Forward Team	FORWARD	1'46.116	13 16	2.944 0.655	273.7
29	2 Soichiro MINAMIMOTO	JPN	Correos Prepago Yamaha VR46 M	KALEX	1'46.814	20 20	3.642 0.698	276.7

Practice condition: Dry

Air: 24°

Humidity: 66%

Ground: 31°

Fastest Lap:	Lap: 17	Tony ARBOLINO	1'43.172	167.6 Km/h
Best Race Lap:	2022	Celestino VIETTI	1'42.829	168.2 Km/h
All Time Lap Record:	2022	Fermín ALDEGUER	1'42.547	168.7 Km/h

The results are provisional until the end of the limit for protest and appeals.

Time limit for protest expires 30' after publication of the results - Time:

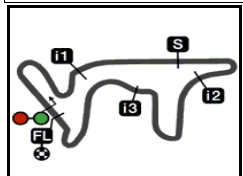
These data/results cannot be reproduced, stored and/or transmitted in whole or in part by any manner of electronic, mechanical, photocopying, recording, broadcasting or otherwise now known or herein after developed without the previous express consent by the copyright owner, except for reproduction in daily press and regular printed publications on sale to the public within 60 days of the event related to those data/results and always provided that copyright symbol appears together as follows below.

© DORNA, 2023

Official MotoGP Timing by TISSOT
www.motogp.com

Termas de Río Hondo, Friday, March 31, 2023





4806 m.

GRAN PREMIO MICHELIN® DE LA REPÚBLICA ARGENTINA

Practice Nr. 2

Combined Practice Times

7

		Rider	Nation	Team	MOTORCYCLE	P1	P2	Gap
1	14	T.ARBOLINO	ITA	Elf Marc VDS Racing Team	KALEX	1'44.392 17	1'43.172 17	
2	12	F.SALAC	CZE	QJMOTOR Gresini Moto2	KALEX	1'44.383 7	1'43.238 11	0.066 0.066
3	37	P.ACOSTA	SPA	Red Bull KTM Ajo	KALEX	1'44.480 14	1'43.252 16	0.080 0.014
4	96	J.DIXON	GBR	Solunio GASGAS Aspar Team	KALEX	1'44.494 13	1'43.293 12	0.121 0.041
5	35	S.CHANTRA	THA	IDEMITSU Honda Team Asia	KALEX	1'44.243 13	1'43.298 6	0.126 0.005
6	40	A.CANET	SPA	Pons Wegow Los40	KALEX	1'44.269 12	1'43.326 11	0.154 0.028
7	22	S.LOWES	GBR	Elf Marc VDS Racing Team	KALEX	1'44.643 13	1'43.405 14	0.233 0.079
8	54	F.ALDEGUER	SPA	Beta Tools SpeedUp	BOSCOURO	1'44.530 12	1'43.440 6	0.268 0.035
9	64	B.BENDSNEYDE	NED	Pertamina Mandalika SAG Team	KALEX	1'45.027 14	1'43.608 14	0.436 0.168
10	21	A.LOPEZ	SPA	Beta Tools SpeedUp	BOSCOURO	1'45.190 16	1'43.644 16	0.472 0.036
11	18	M.GONZALEZ	SPA	Correos Prepago Yamaha VR46 MasterCamp	KALEX	1'44.185 11	1'43.655 4	0.483 0.011
12	75	A.ARENAS	SPA	Red Bull KTM Ajo	KALEX	1'45.522 13	1'43.743 16	0.571 0.088
13	7	B.BALTUS	BEL	Fieten Olie Racing GP	KALEX	1'45.910 11	1'43.974 14	0.802 0.231
14	16	J.ROBERTS	USA	Italtrans Racing Team	KALEX	1'45.313 13	1'44.025 13	0.853 0.051
15	4	S.KELLY	USA	American Racing	KALEX	1'45.713 14	1'44.027 14	0.855 0.002
16	13	C.VIETTI	ITA	Fantic Racing	KALEX	1'45.831 13	1'44.121 13	0.949 0.094
17	52	J.ALCOBA	SPA	QJMOTOR Gresini Moto2	KALEX	1'44.985 9	1'44.169 14	0.997 0.048
18	15	D.BINDER	RSA	Liqui Moly Husqvarna Intact GP	KALEX	1'45.869 16	1'44.329 14	1.157 0.160
19	71	D.FOGGIA	ITA	Italtrans Racing Team	KALEX	1'44.911 14	1'44.531 17	1.359 0.202
20	19	L.DALLA PORTA	ITA	Pertamina Mandalika SAG Team	KALEX	1'45.385 12	1'44.635 13	1.463 0.104
21	24	M.RAMIREZ	SPA	Forward Team	FORWARD	1'46.387 14	1'44.666 11	1.494 0.031
22	11	S.GARCIA	SPA	Pons Wegow Los40	KALEX	1'45.561 17	1'44.791 19	1.619 0.125
23	81	J.TORRES	SPA	Solunio GASGAS Aspar Team	KALEX	1'46.469 16	1'44.926 15	1.754 0.135
24	84	Z.VD GOORBERG	NED	Fieten Olie Racing GP	KALEX	1'45.635 10	1'44.969 14	1.797 0.043
25	72	B.GOMEZ	SPA	Fantic Racing	KALEX	1'46.532 14	1'45.195 15	2.023 0.226
26	79	A.OGURA	JPN	IDEMITSU Honda Team Asia	KALEX	1'47.399 6	1'45.366 14	2.194 0.171
27	33	R.SKINNER	GBR	American Racing	KALEX	1'45.920 15	1'45.461 9	2.289 0.095
28	98	D.SANCHIS	SPA	Forward Team	FORWARD	1'48.410 11	1'46.116 13	2.944 0.655
29	2	S.MINAMIMOTO	JPN	Correos Prepago Yamaha VR46 MasterCamp	KALEX	1'48.915 13	1'46.814 20	3.642 0.698

Pole Position Record:	2019	Xavi VIERGE	1'42.726	168.4 Km/h
Best Race Lap:	2022	Celestino VIETTI	1'42.829	168.2 Km/h
All Time Lap Record:	2022	Fermin ALDEGUER	1'42.547	168.7 Km/h

The results are provisional until the end of the limit for protest and appeals.

Time limit for protest expires 60' after publication of the results - Time:

These data/results cannot be reproduced, stored and/or transmitted in whole or in part by any manner of electronic, mechanical, photocopying, recording, broadcasting or otherwise now known or herein after developed without the previous express consent by the copyright owner, except for reproduction in daily press and regular printed publications on sale to the public within 60 days of the event related to those data/results and always provided that copyright symbol appears together as follows below.

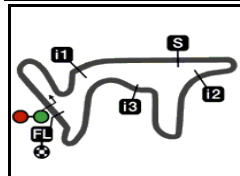
© DORNA, 2023

Official MotoGP Timing by TISSOT

www.motogp.com

Termas de Río Hondo, Friday, March 31, 2023





4806 m.

GRAN PREMIO MICHELIN® DE LA REPÚBLICA ARGENTINA

Practice Nr. 2

Top Speed & Average

8



Rider	Nation	Motorcycle	Top 5 speeds					Average	Top
37 Pedro ACOSTA	SPA	KALEX	285.6	281.7	281.7	281.7	281.7	282.5	285.6
13 Celestino VIETTI	ITA	KALEX	284.9	279.8	279.2	278.0	277.3	278.9	284.9
19 Lorenzo DALLA PORTA	ITA	KALEX	283.0	281.7	279.2	279.2	278.6	280.3	283.0
35 Somkiat CHANTRA	THA	KALEX	283.0	279.2	278.6	278.6	278.6	279.4	283.0
72 Borja GOMEZ	SPA	KALEX	283.0	279.8	279.2	278.0	277.3	279.5	283.0
7 Barry BALTUS	BEL	KALEX	281.7	281.1	279.2	278.6	278.6	279.8	281.7
40 Aron CANET	SPA	KALEX	281.7	278.6	276.1	276.1	275.5	277.3	281.7
71 Dennis FOGGIA	ITA	KALEX	281.7	281.7	280.4	280.4	279.2	280.4	281.7
15 Darryn BINDER	RSA	KALEX	281.1	279.8	279.8	279.8	279.8	280.0	281.1
22 Sam LOWES	GBR	KALEX	280.4	278.0	277.3	276.7	276.1	277.7	280.4
84 Zonta VD GOORBERGH	NED	KALEX	280.4	279.8	279.8	278.6	278.6	279.3	280.4
4 Sean Dylan KELLY	USA	KALEX	279.2	276.1	275.5	275.5	274.3	275.8	279.2
52 Jeremy ALCOBA	SPA	KALEX	279.2	278.6	276.7	276.1	274.9	276.0	279.2
54 Fermín ALDEGUER	SPA	BOSCOSCURO	279.2	277.3	276.7	276.7	276.7	277.1	279.2
64 Bo BENDSNEYDER	NED	KALEX	279.2	276.1	275.5	274.9	274.3	276.0	279.2
96 Jake DIXON	GBR	KALEX	279.2	278.0	277.3	277.3	276.7	277.7	279.2
14 Tony ARBOLINO	ITA	KALEX	278.6	278.6	278.0	278.0	277.3	278.0	278.6
18 Manuel GONZALEZ	SPA	KALEX	278.6	275.5	274.9	274.9	274.9	275.8	278.6
21 Alonso LOPEZ	SPA	BOSCOSCURO	278.6	273.1	273.1	272.5	271.9	273.5	278.6
75 Albert ARENAS	SPA	KALEX	278.0	277.3	277.3	276.7	276.7	277.1	278.0
11 Sergio GARCIA	SPA	KALEX	277.3	276.7	276.1	276.1	276.1	276.4	277.3
81 Jordi TORRES	SPA	KALEX	277.3	276.1	275.5	274.3	273.1	275.3	277.3
2 Soichiro MINAMIMOTO	JPN	KALEX	276.7	275.5	273.7	273.7	273.7	274.7	276.7
12 Filip SALAC	CZE	KALEX	276.7	276.1	276.1	276.1	276.1	276.2	276.7
79 Ai OGURA	JPN	KALEX	276.7	276.1	275.5	275.5	275.5	275.9	276.7
16 Joe ROBERTS	USA	KALEX	276.1	276.1	275.5	275.5	275.5	275.7	276.1
24 Marcos RAMIREZ	SPA	FORWARD	274.3	273.7	273.1	273.1	273.1	273.4	274.3
33 Rory SKINNER	GBR	KALEX	274.3	274.3	273.7	273.7	273.1	273.6	274.3
98 David SANCHIS	SPA	FORWARD	273.7	273.1	271.9	271.9	271.3	272.2	273.7

These data/results cannot be reproduced, stored and/or transmitted in whole or in part by any manner of electronic, mechanical, photocopying, recording, broadcasting or otherwise now known or herein after developed without the previous express consent by the copyright owner, except for reproduction in daily press and regular printed publications on sale to the public within 60 days of the event related to those data/results and always provided that copyright symbol appears together as follows below.

© DORNA, 2023

Official MotoGP Timing by TISSOT
www.motogp.com



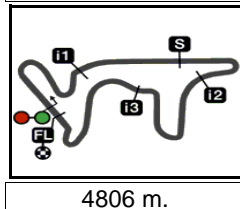
Termas de Río Hondo, Friday, March 31, 2023

GRAN PREMIO MICHELIN® DE LA REPÚBLICA ARGENTINA

Practice Nr. 2

Chronological Analysis of Performances

9



4806 m.

* Lap / Sector time cancelled T1 Time from finish line to 1st intermediate T3 Time from 2nd intermed. to 3rd intermed.
 P Crossing the finish line in pit lane T2 Time from 1st intermed. to 2nd intermed. T4 Time from 3rd intermediate to finish line

Lap	Lap Time	T1	T2	T3	T4	Speed	Lap	Lap Time	T1	T2	T3	T4	Speed
1st 14 Tony ARBOLINO Elf Marc VDS Racing ITA							3	1'44.102	28.238	25.376	25.877	24.611	279.8
Runs=2 Total laps=20 Full laps=17 Valid laps=17							4	1'43.752	28.078	25.217	25.781	24.676	281.1
1	2'27.305	28.237	25.813	26.379	24.929	274.9	5	1'43.846	28.002	25.010	26.009	24.825	285.6
2	1'44.550	28.379	25.619	25.937	24.615	276.7	6	1'43.502	28.013	25.192	25.856	24.441	281.7
3	1'43.807	28.013	25.376	25.864	24.554	276.7	7	1'48.005	28.069	26.891	28.349	24.696	281.7
4	1'43.539	27.885	25.448	25.728	24.478	277.3	8	1'44.801	28.016	25.213	26.427	25.145	280.4
5	1'43.661	27.946	25.245	25.816	24.654	276.7	9	1'43.811 P	28.184	25.257	25.838	24.532	278.6
6	1'44.202	28.306	25.306	25.893	24.697	278.0	10	10'45.904	32.074	26.240	26.541	24.842	274.3
7	1'43.400	27.882	25.244	25.770	24.504	278.6	11	1'46.154	28.153	25.400	25.817	26.784	278.0
8	1'47.874	31.323	25.464	26.161	24.926	276.7	12	1'47.815	31.221	25.991	25.844	24.759	275.5
9	1'43.896	27.916	25.531	25.815	24.634	275.5	13	1'43.483	28.031	25.223	25.788	24.441	280.4
10	1'43.718	27.911	25.444	25.774	24.589	276.7	14	1'45.033	28.043	25.253	25.914	25.823	281.7
11	1'43.601	27.889	25.358	25.781	24.573	278.0	15	1'47.404	30.976	25.555	26.360	24.513	279.8
12	1'47.813 P	29.202	26.733	26.908	24.970	274.3	16	1'43.252	27.947	24.979	25.917	24.409	281.7
13	5'59.964	28.255	25.795	26.158	24.589	273.7	17	1'43.609	27.914	25.253	25.966	24.476	280.4
14	1'48.471	27.807	25.298	27.297	28.069	276.1	18	1'49.262 *	27.946	25.148	26.891*	29.277*	279.8
15	1'43.291	27.869	25.187	25.721	24.514	276.7							
16	1'45.990	29.912	25.530	25.870	24.678	276.1							
17	1'43.172	27.839	25.275	25.631	24.427	276.1							
18	1'44.154	28.006	25.460	25.949	24.739	277.3							
19	1'45.040	28.031	25.339	25.971	25.699	276.7							
20	1'54.233	27.955	27.092	31.799	27.387	278.6							
2nd 12 Filip SALAC QJMOTOR Gresini M CZE													
Runs=2 Total laps=16 Full laps=13 Valid laps=12													
1	2'50.612	30.159	26.457	26.561	25.300	271.3							
2	1'44.479	28.320	25.578	25.894	24.687	274.9							
3	1'44.181	28.005	25.668	25.818	24.690	274.3							
4	1'43.808 *	27.959	25.463	25.680	24.706*	276.1							
5	1'44.798	28.107	25.476	25.898	25.317	275.5							
6	1'43.941	27.980	25.459	25.697	24.805	275.5							
7	1'44.191	27.975	25.435	25.842	24.939	275.5							
8	1'45.833 P	28.029	25.629	27.021	25.154	274.9							
9	13'00.711	31.590	26.291	26.802	25.179	269.6							
10	1'43.536	27.969	25.324	25.507	24.736	276.1							
11	1'43.238	27.881	25.167	25.639	24.551	276.7							
12	1'45.051	27.896	25.338	26.333	25.484	276.1							
13	1'51.190	27.980	25.307	25.988	31.915	276.1							
14	1'43.891	28.008	25.435	25.823	24.625	274.9							
15	1'44.134	28.067	25.538	25.853	24.676	274.3							
16	1'43.610	27.921	25.316	25.603	24.770	276.1							
4th 96 Jake DIXON Solunion GASGAS As GBR													
Runs=2 Total laps=17 Full laps=14 Valid laps=14													
1	2'24.017	29.934	25.974	26.455	25.250	273.7							
2	1'44.070	28.098	25.493	25.883	24.596	275.5							
3	1'44.349	28.298	25.397	25.929	24.725	277.3							
4	1'44.927	28.026	25.797	25.813	25.291	279.2							
5	1'48.093	31.131	26.339	25.898	24.725	260.6							
6	1'44.000	27.943	25.451	25.874	24.732	276.1							
7	1'43.808	28.101	25.383	25.740	24.584	274.3							
8	1'43.788	27.994	25.255	25.752	24.787	276.7							
9	1'43.873 P	28.115	25.395	25.773	24.590	274.9							
10	11'45.419	32.217	25.813	26.172	24.848	271.9							
11	1'43.531	27.942	25.383	25.745	24.461	274.9							
12	1'43.293	27.829	25.276	25.758	24.430	275.5							
13	1'43.591	27.995	25.201	25.741	24.654	274.3							
14	1'43.536	27.870	25.207	25.814	24.645	278.0							
15	1'55.273	28.071	26.911	35.225	25.066	274.9							
16	1'47.561	28.007	28.409	26.438	24.707	230.8							
17	1'43.671	27.977	25.302	25.789	24.603	277.3							
5th 35 Somkiat CHANTRA IDEMITSU Honda Tea THA													
Runs=2 Total laps=19 Full laps=16 Valid laps=16													
1	2'45.963	31.236	26.084	26.809	24.897	271.9							
2	1'44.068	28.445	25.103	25.861	24.659	278.6							
3	1'43.449	28.004	25.033	25.999	24.413	279.2							
4	1'43.558	27.994	25.130	25.851	24.583	278.6							
5	1'43.449	27.958	25.043	25.852	24.596	278.0							
6	1'43.298	27.948	25.140	25.762	24.448	277.3							
7	1'45.703 P	28.299	25.705	26.551	25.148	277.3							
3rd 37 Pedro ACOSTA Red Bull KTM Ajo SPA													
Runs=2 Total laps=18 Full laps=15 Valid laps=14													
1	2'23.252	30.159	26.099	26.397	25.094	275.5							
2	1'44.736	28.450	25.622	25.974	24.690	278.0							

Fastest Lap: Tony ARBOLINO Elf Marc VDS Racing ITA 1'43.172 27.839 25.275 25.631 24.427

These data/results cannot be reproduced, stored and/or transmitted in whole or in part by any manner of electronic, mechanical, photocopying, recording, broadcasting or otherwise now known or herein after developed without the previous express consent by the copyright owner, except for reproduction in daily press and regular printed publications on sale to the public within 60 days of the event related to those data/results and always provided that copyright symbol appears together as follows below.
 © DORNA, 2023



Practice Nr. 2

Moto2

Lap	Lap Time	T1	T2	T3	T4	Speed	Lap	Lap Time	T1	T2	T3	T4	Speed
8	8'30.287	31.504	26.225	26.677	24.888	271.9	2	1'44.920	28.428	25.515	26.079	24.898	275.5
9	1'43.319	28.042	25.093	25.711	24.473	276.7	3	1'44.288	28.151	25.393	25.978	24.766	276.1
10	1'44.414	<u>27.872</u>	25.116	25.787	25.639	274.9	4	1'43.966	28.209	25.414	25.837	24.506	275.5
11	1'43.847	28.240	25.147	25.910	24.550	275.5	5	1'48.434	28.065	25.597	28.482	26.290	274.3
12	1'43.881	28.386	25.139	25.790	24.566	276.1	6	<u>1'43.440</u>	28.057	<u>25.148</u>	25.807	<u>24.428</u>	276.7
13	1'43.684	27.974	25.258	25.810	24.642	276.7	7	1'44.772	28.041	25.480	<u>25.732</u>	25.519	275.5
14	1'43.407	28.006	25.244	<u>25.633</u>	24.524	278.6	8	1'43.665	28.018	25.330	25.757	24.560	275.5
15	1'43.357	28.017	25.040	25.752	24.548	278.6	9	1'47.984 P	28.993	27.123	27.316	<u>24.552</u>	<u>273.1</u>
16	1'44.062	28.075	25.035	25.948	25.004	277.3	10	11'41.767 *	29.230	25.613	26.216	24.889*	274.9
17	1'58.139	28.267	37.853	27.257	24.762	276.7	11	1'48.913	28.175	25.287	27.585	27.866	276.1
18	1'43.661	28.109	25.207	25.825	24.520	276.1	12	1'45.191 *	28.174	26.014	26.173	24.830*	276.7
19	1'44.062	28.014	25.077	25.664	25.307	<u>283.0</u>	13	1'43.797	28.066	25.354	25.828	24.549	276.7

6th 40 Aron CANET Pons Wegow Los40 SPA
Runs=2 Total laps=16 Full laps=13 Valid laps=9

1	2'34.893	30.246	25.916	26.590	24.967	272.5
2	1'44.849	28.497	25.486	25.916	24.950	274.3
3	1'44.511	28.189	25.436	26.102	24.784	275.5
4	1'44.233	28.317	25.379	25.876	24.661	274.9
5	1'44.190	28.187	25.406	25.855	24.742	274.3
6	1'44.053	28.111	25.446	25.885	24.611	273.7
7	1'43.736	28.073	25.310	25.857	24.496	275.5
8	1'48.566 P	28.693	27.969	26.338	25.566	247.2
9	14'06.499 *	28.356	25.692	25.897*	25.302*	271.3
10	1'46.131 *	29.834	26.017	25.598*	24.682*	271.3
11	<u>1'43.326</u>	27.940	25.261	<u>25.685</u>	<u>24.440</u>	278.6
12	1'45.742 *	28.024	26.314	26.046*	25.358*	<u>281.7</u>
13	1'46.650 *	27.986	28.179	25.921*	24.564*	263.3
14	1'43.710	27.965	25.472	25.716	24.557	276.1
15	1'50.679 *	28.069	25.397	32.500*	24.713*	274.3
16	1'43.398	<u>27.910</u>	<u>25.196</u>	25.805	24.487	276.1

7th 22 Sam LOWES Elf Marc VDS Racing GBR
Runs=2 Total laps=18 Full laps=15 Valid laps=14

1	2'16.714	32.401	27.269	26.964	25.507	267.3
2	1'48.090	28.669	27.089	27.354	24.978	273.1
3	1'44.222 *	28.220	25.457	25.947*	24.598*	276.1
4	1'45.076	28.349	25.428	26.384	24.915	<u>280.4</u>
5	1'44.347	28.239	25.417	25.963	24.728	276.7
6	1'44.370	28.109	25.554	26.009	24.698	278.0
7	1'55.365 P	28.283	28.841	31.476	26.765	274.3
8	10'57.629	32.379	26.167	26.338	24.819	269.0
9	1'44.155	28.136	25.448	25.908	24.663	271.9
10	1'43.602	28.012	25.285	<u>25.772</u>	24.533	273.7
11	1'43.672	27.920	25.384	25.858	24.510	273.1
12	1'53.602	30.361	31.489	26.910	24.842	175.7
13	1'43.923	28.148	25.440	25.785	24.550	274.3
14	<u>1'43.405</u>	27.971	<u>25.211</u>	25.783	<u>24.440</u>	277.3
15	1'43.806	28.121	25.446	25.782	24.457	274.3
16	1'43.838	<u>27.884</u>	25.375	25.993	24.586	273.7
17	1'50.955	27.982	26.192	30.087	26.694	274.3
18	1'43.966	28.061	25.393	25.907	24.605	274.9

8th 54 Fermín ALDEGUER Beta Tools SpeedUp SPA
Runs=2 Total laps=18 Full laps=15 Valid laps=14

1	1'52.900	31.681	26.454	26.756	25.850	270.1
---	----------	--------	--------	--------	--------	-------

9th 64 Bo BENDSNEYDER Pertamina Mandalika NED
Runs=2 Total laps=16 Full laps=13 Valid laps=13

1	2'17.801 *	29.510	25.943	26.379*	25.080*	269.6
2	1'44.445	28.219	25.545	25.810	24.871	274.9
3	1'44.433	28.237	25.362	25.948	24.886	<u>279.2</u>
4	1'50.817	31.601	28.093	26.043	25.080	221.4
5	1'44.706	28.259	25.479	25.950	25.018	272.5
6	1'45.220	28.300	25.524	26.566	24.830	271.9
7	1'44.206	28.129	<u>25.264</u>	26.085	24.728	275.5
8	1'47.284 P	28.094	25.307	26.175*	27.708	276.1
9	12'45.492	31.235	29.309	26.005	24.666	204.0
10	1'46.859	<u>27.986</u>	26.910	26.805	25.158	272.5
11	1'43.906	28.033	25.352	25.849	24.672	273.1
12	1'43.934	28.023	25.396	<u>25.801</u>	24.714	273.1
13	1'49.827	29.935	29.242	26.033	24.617	234.2
14	<u>1'43.608</u>	28.004	25.277	25.802	<u>24.525</u>	273.1
15	1'44.108	28.070	25.520	25.929	24.589	272.5
16	1'44.011	28.034	25.417	25.875	24.685	274.3
	unfinished	28.108	25.623	33.572		269.6

10th 21 Alonso LOPEZ Beta Tools SpeedUp SPA
Runs=2 Total laps=21 Full laps=18 Valid laps=17

1	1'53.909	30.468	26.310	26.844	26.503	266.7
2	1'45.144	28.371	25.633	26.181	24.959	269.6
3	1'44.593	28.236	25.701	25.996	24.660	270.1
4	1'45.633	28.268	25.607	26.941	24.817	270.7
5	1'44.252	28.113	25.571	25.876	24.692	271.3
6	1'46.283 *	28.719	25.875	26.283*	25.406*	267.8
7	1'44.648	28.303	25.741	25.900	24.704	271.3
8	1'44.144	28.190	25.509	25.791	24.654	271.3
9	1'43.993	28.097	25.576	25.794	<u>24.526</u>	271.3
10	1'47.653	28.572	26.565	27.268	25.248	267.3
11	1'44.338	28.219	25.531	25.705	24.883	270.1
12	1'45.938	28.920	25.901	26.346	24.771	270.1
13	1'43.989	28.052	25.605	25.765	24.567	271.3
14	1'46.803 P	28.246	26.698	27.133	<u>24.726</u>	262.2
15	6'32.382	32.888	25.858	25.936	24.734	271.9
16	<u>1'43.644</u>	<u>27.927</u>	<u>25.384</u>	<u>25.603</u>	24.730	273.1

Fastest Lap: Tony ARBOLINO Elf Marc VDS Racing ITA **1'43.172** 27.839 25.275 25.631 24.427

These data/results cannot be reproduced, stored and/or transmitted in whole or in part by any manner of electronic, mechanical, photocopying, recording, broadcasting or otherwise now known or herein after developed without the previous express consent by the copyright owner, except for reproduction in daily press and regular printed publications on sale to the public within 60 days of the event related to those data/results and always provided that copyright symbol appears together as follows below.
© DORNA, 2023

Official MotoGP Timing by TISSOT
www.motogp.com

Termas de Río Hondo, Friday, March 31, 2023 Page 2 of 6



Practice Nr. 2

Moto2

Lap	Lap Time	T1	T2	T3	T4	Speed	Lap	Lap Time	T1	T2	T3	T4	Speed
17	1'45.815	27.995	26.704	26.297	24.819	272.5	7	1'45.815	28.416	25.871	26.298	25.230	278.6
18	1'43.881	27.954	25.405	25.730	24.792	273.1	8	1'45.118	28.238	25.516	26.259	25.105	278.6
19	1'44.526	28.126	25.544	25.940	24.916	271.9	9	1'45.476	28.541	25.716	26.243	24.976	272.5
20	1'46.590	28.021	25.806	27.738	25.025	278.6	10	1'44.192 P	28.269	25.374	26.131	24.418	277.3
21	1'45.307	28.077	25.776	26.025	25.429	269.6	11	9'22.959 *	29.480	26.135	26.173*	24.840*	271.9
11th 18 Manuel GONZALEZ Correos Prepago Yam SPA Runs=2 Total laps=18 Full laps=15 Valid laps=14							12	1'44.948	28.161	25.440	26.026	25.321	278.0
1	1'52.981	28.544	26.142	26.581	25.069	273.1	13	1'48.368	28.901	25.851	26.771	26.845	274.3
2	1'47.939 *	28.560	25.387	28.019*	25.973*	278.6	14	1'43.974	28.012	25.231	26.016	24.715	279.2
3	1'44.022	27.989	25.424	26.018	24.591	274.9	15	1'45.028	28.282	25.264	26.202	25.280	277.3
4	1'43.655	28.065	25.263	25.805	24.522	275.5	16	1'44.691	28.333	25.480	26.087	24.791	276.7
5	1'43.906	28.006	25.344	25.879	24.677	274.3	17	1'45.499	28.513	25.683	26.288	25.015	274.9
6	1'43.811	28.090	25.273	25.806	24.642	272.5	18	1'44.150	27.996	25.326	26.008	24.820	278.0
7	1'44.190	28.190	25.371	25.884	24.745	273.7	19	1'45.166	28.215	25.227	26.422	25.302	277.3
8	1'44.491	28.131	25.381	25.979	25.000	274.9	14th 16 Joe ROBERTS Italtrans Racing Team USA Runs=3 Total laps=15 Full laps=10 Valid laps=9						
9	1'44.340	28.254	25.359	25.935	24.792	271.9	1	2'04.471	30.139	26.203	27.097	25.465	273.1
10	1'43.841	28.062	25.310	25.836	24.633	273.1	2	1'49.744	28.813	25.673	29.674	25.584	274.9
11	1'44.402	28.070	25.446	25.900	24.986	273.7	3	1'45.556	28.679	25.469	26.226	25.182	275.5
12	1'48.243 P	30.471	26.004	26.791*	24.977	270.1	4	1'45.435	28.504	25.608	26.165	25.158	276.1
13	10'11.661	29.720	25.962	30.186	25.557	271.9	5	2'00.781 *	28.390	28.383	27.747*	36.261*	275.5
14	1'44.628	28.197	25.271	26.061	25.099	274.9	6	1'45.787 P	28.417	25.735	26.150	25.485	274.9
15	1'44.266	28.306	25.350	25.910	24.700	273.7	7	11'29.321	31.263	25.991	26.486	25.242	275.5
16	1'44.131	28.142	25.359	25.925	24.705	274.3	8	1'45.137	28.467	25.510	26.047	25.113	274.9
17	1'43.763	27.951	25.313	25.843	24.656	273.7	9	1'44.938	28.326	25.480	26.118	25.014	274.9
18	1'46.209	28.075	25.319	26.206	26.609	274.3	10	1'44.913	28.360	25.495	26.034	25.024	275.5
12th 75 Albert ARENAS Red Bull KTM Ajo SPA Runs=2 Total laps=18 Full laps=15 Valid laps=14							11	1'49.214 P	30.286	25.939	26.492	26.497	271.9
1	2'13.943	34.725	26.849	27.019	27.007	270.7	12	5'17.261	36.557	25.979	26.154	24.865	273.7
2	1'45.845	28.706	25.556	26.487	25.096	276.7	13	1'44.025	28.207	25.337	25.784	24.697	275.5
3	1'46.115	28.544	25.763	26.358	25.450	275.5	14	1'44.321	28.086	25.361	25.878	24.996	275.5
4	1'45.413	28.345	25.972	26.164	24.932	274.3	15	1'44.512	28.119	25.471	25.978	24.944	276.1
5	1'44.902	28.404	25.534	26.041	24.923	273.7	15th 4 Sean Dylan KELLY American Racing USA Runs=2 Total laps=20 Full laps=17 Valid laps=15						
6	1'45.063	28.328	25.525	26.315	24.895	273.7	1	2'01.541	29.782	26.544	28.099	25.993	273.1
7	1'44.839	28.253	25.754	26.052	24.780	275.5	2	1'45.903	28.597	25.635	26.341	25.330	275.5
8	1'44.449	28.207	25.514	26.067	24.661	273.7	3	1'53.263 *	32.975	25.920	28.019*	26.349*	275.5
9	1'48.562 P	30.102	25.610	26.595*	26.255	273.1	4	1'45.785	28.497	25.785	26.243	25.260	276.1
10	10'47.106 *	33.022	26.619	26.415*	24.895*	268.4	5	1'46.061	28.275	25.706	26.443	25.637	279.2
11	1'45.488	28.209	25.525	25.932	25.822	274.9	6	1'45.967	28.437	25.624	26.483	25.423	273.7
12	1'49.022 *	31.533	26.289	26.124*	25.076*	270.7	7	1'45.485	28.510	25.559	26.300	25.116	273.1
13	1'44.008	28.142	25.392	25.909	24.565	276.7	8	1'45.424	28.424	25.562	26.285	25.153	273.1
14	1'44.659	28.105	25.532	26.034	24.988	277.3	9	1'50.238	31.457	25.690	26.502	26.589	274.3
15	1'46.451	28.144	25.571	25.958	26.778	277.3	10	1'44.979	28.384	25.491	26.127	24.977	273.7
16	1'43.743	27.967	25.239	25.916	24.621	278.0	11	1'44.727	28.304	25.443	26.071	24.909	273.7
17	1'50.373	28.052	25.739	31.748	24.834	276.7	12	1'47.744 P	29.559	26.216	26.405*	25.564	271.3
18	1'44.338	28.088	25.276	26.065	24.909	276.7	13	6'29.569	28.852	25.938	26.240	24.883	270.7
13th 7 Barry BALTUS Fieten Olie Racing GP BEL Runs=2 Total laps=19 Full laps=16 Valid laps=16							14	1'44.027	28.072	25.389	25.892	24.674	274.3
1	1'57.928	29.829	26.092	26.485	25.159	269.6	15	1'44.818	28.081	25.360	26.134	25.243	273.7
2	1'45.315	28.475	25.653	26.168	25.019	281.1	16	1'44.730	28.246	25.511	25.998	24.975	273.7
3	1'45.215	28.264	25.469	26.347	25.135	281.7	17	1'48.220	28.343	26.745	27.846	25.286	273.7
4	1'44.881	28.223	25.524	26.141	24.993	274.9	18	1'47.296 *	28.200	25.543	28.244*	25.309*	273.1
5	1'44.754	28.157	25.435	26.273	24.889	275.5	19	1'44.431	28.045	25.442	26.043	24.901	273.7
6	1'44.950	28.297	25.357	26.233	25.063	278.0	20	1'51.477	28.267	28.565	27.814	26.831	269.0

Fastest Lap: Tony ARBOLINO Elf Marc VDS Racing ITA 1'43.172 27.839 25.275 25.631 24.427

These data/results cannot be reproduced, stored and/or transmitted in whole or in part by any manner of electronic, mechanical, photocopying, recording, broadcasting or otherwise now known or herein after developed without the previous express consent by the copyright owner, except for reproduction in daily press and regular printed publications on sale to the public within 60 days of the event related to those data/results and always provided that copyright symbol appears together as follows below.
© DORNA, 2023

Official MotoGP Timing by TISSOT
www.motogp.com

Termas de Río Hondo, Friday, March 31, 2023 Page 3 of 6



Practice Nr. 2

Moto2

Lap	Lap Time	T1	T2	T3	T4	Speed	Lap	Lap Time	T1	T2	T3	T4	Speed	
16th	13	Celestino VIETTI Fantic Racing ITA						14	1'44.329	28.143	25.482	25.990	24.714	277.3
		Runs=2	Total laps=20	Full laps=17	Valid laps=16		15	1'55.596 *	28.223	27.592	27.361*	32.420*	279.2	
1	2'00.752	33.538	26.821	27.748	26.087	271.3	16	1'44.407	28.248	25.397	26.114	24.648	279.8	
2	1'45.404	28.478	25.672	26.259	24.995	276.1	17	1'44.395	28.076	25.499	26.062	24.758	278.0	
3	1'45.220	28.332	25.587	26.378	24.923	275.5	18	2'00.773 *	28.229	25.418	34.581*	32.545*	279.8	
4	1'44.692	28.201	25.415	26.123	24.953	276.1								
5	1'44.418	28.222	25.289	26.012	24.895	278.0	19th	71	Dennis FOGGIA Italtrans Racing Team ITA					
6	1'44.589	28.211	25.216	26.175	24.987	284.9			Runs=2	Total laps=19	Full laps=16	Valid laps=11		
7	1'44.695	28.212	25.392	26.154	24.937	276.1	1	2'14.380	29.996	26.333	27.002	29.746	277.3	
8	1'44.639	28.291	25.289	26.166	24.893	279.8	2	1'45.553	28.601	25.541	26.262	25.149	280.4	
9	1'44.860	28.301	25.385	26.233	24.941	275.5	3	1'48.264 *	28.583	25.647	27.280	26.754*	281.7	
10	1'45.273 P	28.339	25.320	26.140	25.474	277.3	4	1'46.407	29.082	25.758	26.371	25.196	281.7	
11	8'00.029	35.108	25.873	26.724	25.310	273.1	5	1'45.576	28.490	25.379	26.509	25.198	280.4	
12	1'44.803	28.408	25.470	26.041	24.884	274.9	6	1'44.897	28.392	25.341	26.182	24.982	279.2	
13	1'44.121	28.003	25.277	26.012	24.829	276.7	7	1'45.314	28.442	25.694	26.184	24.994	278.0	
14	1'44.380	28.079	25.248	26.101	24.952	279.2	8	1'45.404	28.405	25.470	26.437	25.092	277.3	
15	1'44.150	28.031	25.341	26.005	24.773	276.7	9	1'44.957	28.618	25.395	25.950	24.994	278.0	
16	1'44.237	28.093	25.319	26.042	24.783	277.3	10	1'44.888	28.318	25.455	26.117	24.998	278.6	
17	1'44.252	28.047	25.401	26.066	24.738	276.7	11	1'47.340 P	29.936	25.502	26.970	24.932	276.7	
18	1'44.252	27.920	25.398	26.047	24.887	276.7	12	9'03.372	29.213	25.784	26.360	25.255	277.3	
19	1'44.539	28.067	25.404	26.167	24.901	277.3	13	1'46.279 *	29.368	26.098	25.982*	24.831*	273.1	
20	1'43.990 *	27.929	25.212	25.881	24.968*	277.3	14	1'44.776	28.257	25.481	26.098	24.940	278.6	
							15	1'45.319 *	28.508	25.678	26.200*	24.933*	278.6	
17th	52	Jeremy ALCOBA QJMOTOR Gresini M SPA						16	1'45.167 *	28.294	25.485	26.512*	24.876*	277.3
		Runs=2	Total laps=15	Full laps=12	Valid laps=12		17	1'44.531	28.282	25.244	26.086	24.919	279.2	
1	2'14.906	31.973	26.587	27.377	30.898	268.4	18	1'50.604 *	28.231	25.484	31.861*	25.028*	278.0	
2	1'45.750	28.722	25.611	26.276	25.141	274.9	19	1'44.975	28.309	25.430	26.245	24.991	277.3	
3	1'45.681	28.397	25.646	26.206	25.432	274.9								
4	1'45.405	28.486	25.703	26.234	24.982	278.6	20th	19	Lorenzo DALLA PO Pertamina Mandalika ITA					
5	1'44.922	28.326	25.611	26.050	24.935	274.9			Runs=2	Total laps=17	Full laps=14	Valid laps=12		
6	1'44.746	28.277	25.484	26.127	24.858	276.7	1	2'11.861	30.425	26.568	27.323	26.501	270.7	
7	1'45.400	28.554	25.639	26.065	25.142	274.3	2	1'46.423	28.949	25.524	26.723	25.227	276.7	
8	1'45.648 P	28.257	25.656	26.135	25.600	272.5	3	1'50.049 *	31.077	25.579	27.434*	25.959*	281.7	
9	14'54.159	30.666	26.085	26.290	26.447	267.8	4	1'45.939	28.655	25.626	26.702	24.956	277.3	
10	1'53.084	28.216	33.019	26.873	24.976	279.2	5	1'45.745	28.513	25.458	26.577	25.197	279.2	
11	1'44.187	28.027	25.510	25.867	24.783	274.9	6	1'45.177	28.363	25.646	26.365	24.803	277.3	
12	1'44.640	28.007	25.518	26.007	25.108	276.1	7	1'45.472	28.528	25.580	26.364	25.000	283.0	
13	1'44.416	28.307	25.343	25.967	24.799	274.9	8	1'49.426	28.366	25.490	26.717	28.853	278.6	
14	1'44.169	28.069	25.469	25.939	24.692	274.3	9	1'53.568 P	30.267	28.344	28.634*	26.323	270.7	
15	1'44.335	28.074	25.315	26.044	24.902	274.9	10	10'53.510	30.866	28.512	28.546	25.175	272.5	
							11	1'45.691	28.639	25.584	26.549	24.919	274.3	
18th	15	Darryn BINDER Liqui Moly Husqvarna RSA						12	1'45.184	28.286	25.486	26.455	24.957	276.1
		Runs=2	Total laps=18	Full laps=15	Valid laps=12		13	1'44.635	28.249	25.392	26.225	24.769	278.0	
1	2'13.142	31.550	27.106	28.309	29.404	271.3	14	1'57.288	28.213	27.913	28.304	32.858	279.2	
2	1'46.389	29.118	25.642	26.480	25.149	276.7	15	1'45.496	28.463	25.632	26.538	24.863	276.1	
3	1'47.971	30.320	26.323	26.253	25.075	265.6	16	1'45.516	28.374	25.561	26.567	25.014	275.5	
4	1'45.499	28.635	25.559	26.367	24.938	279.8	17	1'51.193 *	28.392	26.259	30.193*	26.349*	276.1	
5	1'44.704	28.377	25.339	26.007	24.981	279.8								
6	1'44.705	28.415	25.270	26.229	24.791	279.8	21st	24	Marcos RAMIREZ Forward Team SPA					
7	1'45.273	28.319	25.743	26.295	24.916	281.1			Runs=2	Total laps=18	Full laps=15	Valid laps=15		
8	1'45.459 P	28.425	25.591	26.511	24.932	276.7	1	2'04.797	30.234	26.370	27.031	25.441	272.5	
9	9'23.642	31.882	26.279	26.507	24.975	272.5	2	1'46.006	28.786	25.703	26.456	25.061	274.3	
10	1'44.358	28.286	25.357	26.040	24.675	275.5	3	1'45.745	28.674	25.735	26.407	24.929	271.3	
11	1'44.536	28.246	25.561	26.052	24.677	274.9	4	1'49.122	28.638	25.872	29.505	25.107	270.7	
12	1'44.811 *	28.222	25.458	26.169	24.962*	275.5	5	1'57.662	28.612	25.773	29.596	33.681	273.1	
13	1'48.590	31.792	25.696	26.286	24.816	279.8	6	1'45.783	28.676	25.717	26.348	25.042	273.1	

Fastest Lap: Tony ARBOLINO Elf Marc VDS Racing ITA **1'43.172** 27.839 25.275 25.631 24.427

These data/results cannot be reproduced, stored and/or transmitted in whole or in part by any manner of electronic, mechanical, photocopying, recording, broadcasting or otherwise now known or herein after developed without the previous express consent by the copyright owner, except for reproduction in daily press and regular printed publications on sale to the public within 60 days of the event related to those data/results and always provided that copyright symbol appears together as follows below.
© DORNA, 2023

Practice Nr. 2

Moto2

Lap	Lap Time	T1	T2	T3	T4	Speed	Lap	Lap Time	T1	T2	T3	T4	Speed
7	1'52.013	28.968	25.593	26.253	31.199	273.7	2	1'46.636	28.983	25.876	26.553	25.224	273.7
8	1'45.410	28.432	25.646	26.321	25.011	270.7	3	1'46.400	28.657	25.632	26.896	25.215	278.6
9	1'51.612 P	30.095	27.567	28.087	25.863	262.2	4	1'45.540	28.670	25.379	26.357	25.134	279.8
10	9'33.760	33.614	26.669	28.993	25.083	267.3	5	1'45.467	28.601	25.484	26.355	25.027	278.6
11	1'44.666	28.357	25.583	26.072	24.654	271.9	6	1'45.911 *	28.624	25.728	26.374*	25.185*	280.4
12	1'50.000	30.239	26.263	26.363	27.135	267.8	7	1'45.792	28.598	25.569	26.345	25.280	276.1
13	1'46.875	28.316	25.618	27.312	25.629	271.9	8	1'52.954 P	28.537	25.642	31.054	27.721	275.5
14	1'44.708	28.295	25.581	26.096	24.736	273.1	9	12'15.113	31.405	26.486	26.974	25.457	270.7
15	1'47.561	28.940	25.654	26.237	26.730	270.7	10	1'46.020	28.716	25.764	26.461	25.079	274.3
16	1'45.059	28.312	25.666	26.209	24.872	273.1	11	1'45.284	28.364	25.528	26.398	24.994	274.9
17	1'50.307	30.722	26.376	27.787	25.422	269.6	12	1'51.805	30.558	27.176	27.188	26.883	274.3
18	1'46.036	28.339	26.109	26.388	25.200	270.7	13	1'45.076	28.400	25.321	26.466	24.889	279.8

22nd 11 Sergio GARCIA Pons Wegow Los40 SPA
Runs=2 Total laps=19 Full laps=16 Valid laps=16

1	1'56.349	28.758	26.040	26.699	25.595	271.9
2	1'45.608	28.601	25.483	26.467	25.057	274.3
3	1'45.016	28.314	25.595	26.225	24.882	276.1
4	1'45.081	28.331	25.544	26.213	24.993	274.3
5	1'45.141	28.328	25.555	26.210	25.048	274.9
6	1'45.662	28.590	25.640	26.307	25.125	274.3
7	1'45.418	28.487	25.621	26.191	25.119	276.1
8	1'45.474	28.428	25.565	26.295	25.186	274.9
9	1'48.680 P	30.845	25.852	26.416	25.567	274.3
10	8'59.769	30.047	25.864	26.487	25.327	272.5
11	1'45.072	28.456	25.466	26.164	24.986	274.9
12	1'45.282	28.413	25.554	26.180	25.135	274.9
13	1'48.051	31.275	25.534	26.349	24.893	276.1
14	1'44.871	28.315	25.472	26.272	24.812	277.3
15	1'45.366	28.456	25.588	26.253	25.069	276.7
16	1'45.007	28.290	25.528	26.227	24.962	276.1
17	1'44.940	28.294	25.633	26.067	24.946	274.9
18	1'50.098	28.371	25.626	27.862	28.239	274.9
19	1'44.791	28.335	25.524	26.060	24.872	276.1

23rd 81 Jordi TORRES Solunion GASGAS As SPA
Runs=3 Total laps=15 Full laps=10 Valid laps=10

1	2'11.511	31.780	26.885	27.185	26.997	270.7
2	1'47.098	29.149	25.999	26.653	25.297	271.3
3	1'47.173	28.895	25.878	26.686	25.714	274.3
4	1'46.142	28.724	25.854	26.263	25.301	275.5
5	1'45.513	28.536	25.632	26.112	25.233	276.1
6	1'45.599	28.421	25.818	26.139	25.221	272.5
7	1'46.642 P	28.661	25.769	26.024	26.188	277.3
8	12'40.011	32.132	26.305	27.108	25.489	269.6
9	1'45.527	28.598	25.802	26.078	25.049	271.9
10	1'45.323	28.411	25.763	26.015	25.134	272.5
11	1'45.267	28.290	25.695	25.961	25.321	271.9
12	1'46.278 P	28.360	25.762	26.442	25.714	270.7
13	4'28.572	30.766	25.951	26.453	25.298	271.9
14	1'45.519	28.449	25.915	26.224	24.931	270.7
15	1'44.926	28.331	25.595	25.983	25.017	273.1

24th 84 Zonta VD GOORBE Fieten Olie Racing GP NED
Runs=2 Total laps=17 Full laps=14 Valid laps=13

1	1'55.797	31.441	26.838	27.896	25.979	264.4
---	----------	--------	--------	--------	--------	-------

25th 72 Borja GOMEZ Fantic Racing SPA
Runs=2 Total laps=18 Full laps=15 Valid laps=14

1	1'56.538	29.604	26.418	27.298	26.352	275.5
2	1'46.341	28.959	25.543	26.513	25.326	279.8
3	1'45.708	28.496	25.482	26.369	25.361	283.0
4	1'45.568	28.586	25.499	26.309	25.174	277.3
5	1'45.411	28.446	25.461	26.383	25.121	276.1
6	1'49.049 P	28.556	27.926	27.118	25.449	273.1
7	9'42.948	29.934	26.029	26.553	25.191	271.9
8	1'45.337	28.449	25.478	26.176	25.234	275.5
9	1'45.532	28.425	25.682	26.395	25.030	273.1
10	1'45.617	28.348	25.699	26.381	25.189	274.9
11	1'45.934	28.532	25.621	26.543	25.238	274.3
12	1'52.209	28.514	25.943	29.959	27.793	274.9
13	1'45.552	28.537	25.442	26.326	25.247	276.7
14	1'52.424 *	30.165	25.592	26.856*	29.811*	276.7
15	1'45.195	28.404	25.480	26.219	25.092	279.2
16	1'45.330	28.383	25.451	26.221	25.275	278.0
17	1'45.288	28.579	25.492	26.271	24.946	276.1
18	1'48.767	28.816	26.499	26.860	26.592	268.4

26th 79 Ai OGURA IDEMITSU Honda Tea JPN
Runs=2 Total laps=17 Full laps=14 Valid laps=11

1	3'23.414	35.000	27.811	28.401	26.243	265.0
2	1'47.801	29.435	26.024	26.933	25.409	272.5
3	1'46.937	29.066	25.929	26.645	25.297	275.5
4	1'46.825	29.059	25.884	26.596	25.286	274.3
5	1'48.390	29.345	26.127	27.356	25.562	272.5
6	1'46.542	28.873	25.988	26.513	25.168	274.3
7	1'55.317 *	31.222	27.822	28.983*	27.290*	257.9
8	1'46.382	28.909	25.838	26.434	25.201	273.7
9	1'45.869	28.708	25.784	26.333	25.044	274.3
10	1'59.474 P	31.151	28.152	30.236	29.935	239.6
11	10'49.512	32.324	27.219	27.480	25.329	262.8
12	1'46.105	28.745	26.057	26.370	24.933	273.7
13	1'45.420 *	28.548	25.630	26.213	25.029*	276.1
14	1'45.366	28.619	25.749	26.140	24.858	275.5
15	1'49.876	28.578	25.688	30.439	25.171	274.9
16	1'45.678	28.462	25.536	26.513	25.167	276.7

Fastest Lap: Tony ARBOLINO Elf Marc VDS Racing ITA **1'43.172** 27.839 25.275 25.631 24.427

These data/results cannot be reproduced, stored and/or transmitted in whole or in part by any manner of electronic, mechanical, photocopying, recording, broadcasting or otherwise now known or herein after developed without the previous express consent by the copyright owner, except for reproduction in daily press and regular printed publications on sale to the public within 60 days of the event related to those data/results and always provided that copyright symbol appears together as follows below.
© DORNA, 2023

Practice Nr. 2

Moto2

Lap	Lap Time	T1	T2	T3	T4	Speed	Lap	Lap Time	T1	T2	T3	T4	Speed
17	1'47.982 *	28.482	25.587	26.336*	27.577*	275.5	12	1'47.359	28.917	26.022	26.913	25.507	271.3
27th 33 Rory SKINNER American Racing GBR							13	1'47.386	28.855	26.041	26.968	25.522	271.3
Runs=2 Total laps=19 Full laps=16 Valid laps=14							14	1'50.798	30.780	26.190	27.870	25.958	272.5
1	2'04.970	30.984	26.875	26.908	25.362	266.1	15	1'47.386	28.934	25.964	26.892	25.596	273.7
2	1'46.164	28.882	25.986	26.300	24.996	273.7	16	1'47.007	28.853	25.935	26.755	25.464	273.7
3	1'49.103 *	28.678	25.816	27.637*	26.972*	273.1	17	2'00.547	31.099	29.920	33.787	25.741	263.3
4	1'45.781	28.633	25.760	26.199	25.189	273.1	18	1'46.965	28.687	26.008	26.862	25.408	272.5
5	1'45.826	28.534	25.821	26.354	25.117	273.7	19	1'53.835	28.803	28.705	27.378	28.949	271.9
6	1'49.033 P	30.142	26.057	26.894	25.940	271.9	20	1'46.814	28.798	25.973	26.673	25.370	273.7
7	7'54.395	31.698	26.560	26.754	25.440	268.4							
8	1'45.765	28.564	25.924	26.340	24.937	270.1							
9	1'45.461	28.425	25.831	26.224	24.981	270.1							
10	1'45.885	28.387	25.972	26.413	25.113	270.7							
11	1'45.897	28.513	25.924	26.445	25.015	270.1							
12	1'45.798	28.576	25.891	26.421	24.910	269.6							
13	1'46.469	28.457	25.930	26.447	25.635	270.7							
14	1'45.820	28.607	25.727	26.344	25.142	272.5							
15	1'45.962	28.559	25.719	26.515	25.169	273.1							
16	1'46.130	28.804	25.726	26.484	25.116	274.3							
17	1'45.734	28.626	25.691	26.395	25.022	274.3							
18	1'45.249 *	28.381	25.683	26.246*	24.939*	270.7							
19	1'47.311	29.551	25.877	26.672	25.211	270.7							

Lap	Lap Time	T1	T2	T3	T4	Speed	Lap	Lap Time	T1	T2	T3	T4	Speed	
28th 98 David SANCHIS Forward Team SPA														
Runs=2 Total laps=16 Full laps=12 Valid laps=12														
1	2'08.500	31.337	27.343	27.277	26.235	265.6								
2	1'49.008	29.517	26.445	27.164	25.882	269.6								
3	1'48.733	29.200	26.338	26.851	26.344	270.1								
4	1'47.736	29.280	26.068	26.910	25.478	271.9								
5	1'47.870	29.446	25.999	26.847	25.578	273.1								
6	1'47.157	29.192	26.064	26.546	25.355	270.7								
7	1'47.158	29.435	25.767	26.508	25.448	273.7								
8	1'46.934	28.927	25.976	26.506	25.525	270.1								
9	1'46.672	28.805	25.963	26.502	25.402	270.1								
10	1'51.472 P	29.806	27.689	27.383	26.594	204.7								
11	12'54.201	30.421	26.361	26.601	25.959	267.3								
12	1'46.511	28.652	25.838	26.502	25.519	271.3								
13	1'46.116	28.955	25.721	26.301	25.139	271.9								
14	1'46.560	28.622	25.757	26.372	25.809	270.1								
15	1'47.786	29.037	25.846	26.672	26.231	270.1								
16	1'55.596 P	28.649	25.929	29.794	31.224	271.3								

Lap	Lap Time	T1	T2	T3	T4	Speed	Lap	Lap Time	T1	T2	T3	T4	Speed	
29th 2 Soichiro MINAMIMO Correos Pre pago Yam JPN														
Runs=2 Total laps=20 Full laps=17 Valid laps=17														
1	1'56.202	32.015	27.035	28.148	26.421	270.7								
2	1'49.705	29.584	26.345	27.556	26.220	276.7								
3	1'49.048	29.304	26.409	27.299	26.036	271.3								
4	1'48.718	29.298	26.401	27.167	25.852	271.3								
5	1'48.720	29.134	26.408	27.272	25.906	271.3								
6	1'48.255	29.139	26.071	27.239	25.806	273.1								
7	1'47.627	29.142	26.098	27.016	25.371	275.5								
8	1'48.258	28.966	26.083	27.276	25.933	272.5								
9	1'52.693 P	29.294	26.430	28.551*	28.418	271.3								
10	6'13.730	34.836	27.049	27.516	25.789	267.3								
11	1'47.748	29.059	25.966	27.077	25.646	271.3								

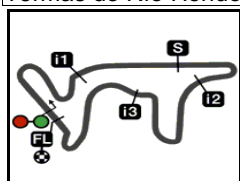
Fastest Lap: Tony ARBOLINO Elf Marc VDS Racing ITA **1'43.172** 27.839 25.275 25.631 24.427

These data/results cannot be reproduced, stored and/or transmitted in whole or in part by any manner of electronic, mechanical, photocopying, recording, broadcasting or otherwise now known or herein after developed without the previous express consent by the copyright owner, except for reproduction in daily press and regular printed publications on sale to the public within 60 days of the event related to those data/results and always provided that copyright symbol appears together as follows below.
© DORNA, 2023

Official MotoGP Timing by TISSOT
www.motogp.com

Termas de Río Hondo, Friday, March 31, 2023 Page 6 of 6





4806 m.

GRAN PREMIO MICHELIN® DE LA REPÚBLICA ARGENTINA

Practice Nr. 2

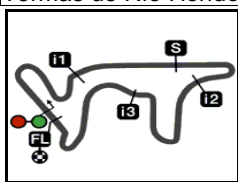
Best Partial Times

IT Ideal Lap Time, sum of the best partial times

BT Best Lap Time

T1		T2		T3		T4				IT		BT
Pos	Rider	Time	Rider	Time	Rider	Time	Rider	Time	Pos	Rider	IT	BT
1	T.ARBOLINO	27.807	P.ACOSTA	24.979	F.SALAC	25.507	P.ACOSTA	24.409	1	S.CHANTRA	1'42.951	1'43.298 (5)
2	J.DIXON	27.829	S.CHANTRA	25.033	A.LOPEZ	25.603	S.CHANTRA	24.413	2	T.ARBOLINO	1'43.052	1'43.172 (1)
3	S.CHANTRA	27.872	F.ALDEGUER	25.148	T.ARBOLINO	25.631	T.ARBOLINO	24.427	3	P.ACOSTA	1'43.083	1'43.252 (3)
4	F.SALAC	27.881	F.SALAC	25.167	S.CHANTRA	25.633	F.ALDEGUER	24.428	4	F.SALAC	1'43.106	1'43.238 (2)
5	S.LOWES	27.884	T.ARBOLINO	25.187	A.CANET	25.685	J.DIXON	24.430	5	J.DIXON	1'43.200	1'43.293 (4)
6	A.CANET	27.910	A.CANET	25.196	F.ALDEGUER	25.732	S.LOWES	24.440	6	A.CANET	1'43.231	1'43.326 (6)
7	P.ACOSTA	27.914	J.DIXON	25.201	J.DIXON	25.740	A.CANET	24.440	7	S.LOWES	1'43.307	1'43.405 (7)
8	C.VIETTI	27.920	S.LOWES	25.211	S.LOWES	25.772	M.GONZALEZ	24.522	8	F.ALDEGUER	1'43.318	1'43.440 (8)
9	A.LOPEZ	27.927	C.VIETTI	25.212	P.ACOSTA	25.781	B.BENDSNEYDE	24.525	9	A.LOPEZ	1'43.440	1'43.644 (10)
10	M.GONZALEZ	27.951	B.BALTUS	25.227	J.ROBERTS	25.784	A.LOPEZ	24.526	10	M.GONZALEZ	1'43.541	1'43.655 (11)
11	A.ARENAS	27.967	A.ARENAS	25.239	B.BENDSNEYDE	25.801	F.SALAC	24.551	11	B.BENDSNEYDE	1'43.576	1'43.608 (9)
12	B.BENDSNEYDE	27.986	D.FOGGIA	25.244	M.GONZALEZ	25.805	A.ARENAS	24.565	12	A.ARENAS	1'43.680	1'43.743 (12)
13	B.BALTUS	27.996	M.GONZALEZ	25.263	J.ALCOBA	25.867	D.BINDER	24.648	13	C.VIETTI	1'43.751	1'44.121 (16)
14	J.ALCOBA	28.007	B.BENDSNEYDE	25.264	C.VIETTI	25.881	M.RAMIREZ	24.654	14	J.ALCOBA	1'43.881	1'44.169 (17)
15	F.ALDEGUER	28.010	D.BINDER	25.270	S.KELLY	25.892	S.KELLY	24.674	15	J.ROBERTS	1'43.904	1'44.025 (14)
16	S.KELLY	28.045	J.ALCOBA	25.315	A.ARENAS	25.909	J.ALCOBA	24.692	16	B.BALTUS	1'43.946	1'43.974 (13)
17	D.BINDER	28.076	Z.VD GOORBER	25.321	D.FOGGIA	25.950	J.ROBERTS	24.697	17	S.KELLY	1'43.971	1'44.027 (15)
18	J.ROBERTS	28.086	J.ROBERTS	25.337	J.TORRES	25.961	B.BALTUS	24.715	18	D.BINDER	1'43.984	1'44.329 (18)
19	L.DALLA PORTA	28.213	S.KELLY	25.360	D.BINDER	25.990	C.VIETTI	24.738	19	D.FOGGIA	1'44.344	1'44.531 (19)
20	Z.VD GOORBER	28.218	A.LOPEZ	25.384	B.BALTUS	26.008	L.DALLA PORTA	24.769	20	L.DALLA PORTA	1'44.599	1'44.635 (20)
21	D.FOGGIA	28.231	L.DALLA PORTA	25.392	S.GARCIA	26.060	S.GARCIA	24.812	21	M.RAMIREZ	1'44.602	1'44.666 (21)
22	S.GARCIA	28.290	B.GOMEZ	25.442	M.RAMIREZ	26.072	A.OGURA	24.858	22	S.GARCIA	1'44.628	1'44.791 (22)
23	J.TORRES	28.290	S.GARCIA	25.466	A.OGURA	26.140	Z.VD GOORBER	24.889	23	Z.VD GOORBER	1'44.773	1'44.969 (24)
24	M.RAMIREZ	28.295	A.OGURA	25.536	B.GOMEZ	26.176	R.SKINNER	24.910	24	J.TORRES	1'44.777	1'44.926 (23)

These data/results cannot be reproduced, stored and/or transmitted in whole or in part by any manner of electronic, mechanical, photocopying, recording, broadcasting or otherwise now known or herein after developed without the previous express consent by the copyright owner, except for reproduction in daily press and regular printed publications on sale to the public within 60 days of the event related to those data/results and always provided that copyright symbol appears together as follows below.
© DORNA, 2023



4806 m.

GRAN PREMIO MICHELIN® DE LA REPÚBLICA ARGENTINA

Practice Nr. 2

Best Partial Times

IT Ideal Lap Time, sum of the best partial times

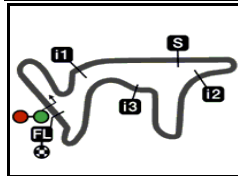
BT Best Lap Time

		T1		T2		T3		T4				
<i>Pos</i>	<i>Rider</i>	<i>Time</i>	<i>Rider</i>	<i>Time</i>	<i>Rider</i>	<i>Time</i>	<i>Rider</i>	<i>Time</i>	<i>Pos</i>	<i>Rider</i>	<i>IT</i>	<i>BT</i>
25	B.GOMEZ	28.348	M.RAMIREZ	25.581	R.SKINNER	26.199	D.FOGGIA	24.919	25	B.GOMEZ	1'44.912	1'45.195 (25)
26	R.SKINNER	28.381	J.TORRES	25.595	L.DALLA PORTA	26.225	J.TORRES	24.931	26	A.OGURA	1'44.996	1'45.366 (26)
27	A.OGURA	28.462	R.SKINNER	25.683	D.SANCHIS	26.301	B.GOMEZ	24.946	27	R.SKINNER	1'45.173	1'45.461 (27)
28	D.SANCHIS	28.622	D.SANCHIS	25.721	Z.VD GOORBER	26.345	D.SANCHIS	25.139	28	D.SANCHIS	1'45.783	1'46.116 (28)
29	S.MINAMIMOTO	28.687	S.MINAMIMOTO	25.935	S.MINAMIMOTO	26.673	S.MINAMIMOTO	25.370	29	S.MINAMIMOT	1'46.665	1'46.814 (29)

These data/results cannot be reproduced, stored and/or transmitted in whole or in part by any manner of electronic, mechanical, photocopying, recording, broadcasting or otherwise now known or herein after developed without the previous express consent by the copyright owner, except for reproduction in daily press and regular printed publications on sale to the public within 60 days of the event related to those data/results and always provided that copyright symbol appears together as follows below.
© DORNA, 2023


Official MotoGP Timing by **TISSOT**
www.motogp.com





4806 m.

GRAN PREMIO MICHELIN® DE LA REPÚBLICA ARGENTINA**Practice Nr. 2****Fastest Laps Sequence**

<i>Practice Time</i>	 <i>Rider</i>	<i>Nation</i>	<i>Motorcycle</i>	<i>Time</i>	<i>Km/h</i>	<i>Rider's Lap</i>
3'37.820	54 Fermín ALDEGUER	SPA	BOSCOSCURO	1'44.920	164.9	2
4'02.246	64 Bo BENDSNEYDER	NED	KALEX	1'44.445	165.6	2
4'08.087	96 Jake DIXON	GBR	KALEX	1'44.070	166.2	2
4'30.031	35 Somkiat CHANTRA	THA	KALEX	1'44.068	166.2	2
5'24.942	18 Manuel GONZALEZ	SPA	KALEX	1'44.022	166.3	3
5'55.662	14 Tony ARBOLINO	ITA	KALEX	1'43.807	166.6	3
6'13.480	35 Somkiat CHANTRA	THA	KALEX	1'43.449	167.2	3
10'37.948	54 Fermín ALDEGUER	SPA	BOSCOSCURO	1'43.440	167.2	6
11'23.785	35 Somkiat CHANTRA	THA	KALEX	1'43.298	167.4	6
31'09.092	14 Tony ARBOLINO	ITA	KALEX	1'43.291	167.5	15
31'29.328	12 Filip SALAC	CZE	KALEX	1'43.238	167.5	11
34'38.254	14 Tony ARBOLINO	ITA	KALEX	1'43.172	167.6	17

These data/results cannot be reproduced, stored and/or transmitted in whole or in part by any manner of electronic, mechanical, photocopying, recording, broadcasting or otherwise now known or herein after developed without the previous express consent by the copyright owner, except for reproduction in daily press and regular printed publications on sale to the public within 60 days of the event related to those data/results and always provided that copyright symbol appears together as follows below.

© DORNA, 2023

Official MotoGP Timing by TISSOT
www.motogp.com

Termas de Río Hondo, Friday, March 31, 2023

