


4806 m.

GRAN PREMIO MICHELIN® DE LA REPÚBLICA ARGENTINA

Practice Nr. 1

Classification

3

	Rider	Nation	Team	Motorcycle	Time	Lap	Total	Gap	Top Speed
1	71 Ayumu SASAKI	JPN	Liqui Moly Husqvarna Intact GP	HUSQVARNA	1'49.804	10	12		238.7
2	5 Jaime MASIA	SPA	Leopard Racing	HONDA	1'49.813	10	12	0.009 0.009	233.8
3	24 Tatsuki SUZUKI	JPN	Leopard Racing	HONDA	1'50.146	10	12	0.342 0.333	234.2
4	96 Daniel HOLGADO	SPA	Red Bull KTM Tech3	KTM	1'50.180	6	10	0.376 0.034	239.1
5	55 Romano FENATI	ITA	Rivacold Snipers Team	HONDA	1'50.673	10	13	0.869 0.493	230.8
6	43 Xavier ARTIGAS	SPA	CFMOTO Racing PruestelGP	CFMOTO	1'50.886	8	12	1.082 0.213	236.9
7	27 Kaito TOBA	JPN	SIC58 Squadra Corse	HONDA	1'50.924	5	13	1.120 0.038	237.8
8	18 Matteo BERTELLE	ITA	Rivacold Snipers Team	HONDA	1'50.936	12	14	1.132 0.012	232.9
9	53 Deniz ÖNCÜ	TUR	Red Bull KTM Ajo	KTM	1'51.069	13	14	1.265 0.133	237.8
10	19 Scott OGDEN	GBR	VisionTrack Racing Team	HONDA	1'51.082	12	13	1.278 0.013	232.9
11	92 David ALMANSA	SPA	CFMOTO Racing PruestelGP	CFMOTO	1'51.104	7	12	1.300 0.022	236.4
12	10 Diogo MOREIRA	BRA	MT Helmets - MSI	KTM	1'51.107	5	8	1.303 0.003	231.6
13	82 Stefano NEPA	ITA	Angeluss MTA Team	KTM	1'51.148	8	13	1.344 0.041	238.7
14	48 Ivan ORTOLÁ	SPA	Angeluss MTA Team	KTM	1'51.349	11	13	1.545 0.201	232.9
15	16 Andrea MIGNO	ITA	CIP Green Power	KTM	1'51.375	6	11	1.571 0.026	236.4
16	80 David ALONSO	COL	Autosolar GASGAS Aspar M3	GASGAS	1'51.395	6	15	1.591 0.020	239.1
17	6 Ryusei YAMANAKA	JPN	Autosolar GASGAS Aspar M3	GASGAS	1'51.409	7	12	1.605 0.014	232.9
18	44 David MUÑOZ	SPA	BOE Motorsports	KTM	1'51.505	12	14	1.701 0.096	240.1
19	99 José Antonio RUEDA	SPA	Red Bull KTM Ajo	KTM	1'51.792	7	13	1.988 0.287	235.5
20	70 Joshua WHATLEY	GBR	VisionTrack Racing Team	HONDA	1'51.792	11	14	1.988	232.0
21	38 David SALVADOR	SPA	CIP Green Power	KTM	1'51.879	12	13	2.075 0.087	236.4
22	54 Riccardo ROSSI	ITA	SIC58 Squadra Corse	HONDA	1'52.175	6	8	2.371 0.296	232.0
23	72 Taiyo FURUSATO	JPN	Honda Team Asia	HONDA	1'52.187	12	13	2.383 0.012	232.5
24	64 Mario AJI	INA	Honda Team Asia	HONDA	1'52.354	6	12	2.550 0.167	231.6
25	95 Collin VEIJER	NED	Liqui Moly Husqvarna Intact GP	HUSQVARNA	1'52.553	13	14	2.749 0.199	231.6
26	63 Syarifuddin AZMAN	MAL	MT Helmets - MSI	KTM	1'52.604	5	11	2.800 0.051	230.8
27	7 Filippo FARIOLI	ITA	Red Bull KTM Tech3	KTM	1'52.634	6	12	2.830 0.030	235.1
28	22 Ana CARRASCO	SPA	BOE Motorsports	KTM	1'53.249	6	13	3.445 0.615	236.0

Practice condition: Dry

Air: 24°

Humidity: 69%

Ground: 27°

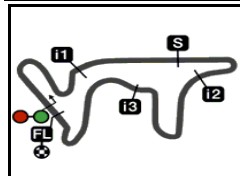
Fastest Lap:	Lap: 10	Ayumu SASAKI	1'49.804	157.5 Km/h
Best Race Lap:	2022	Andrea MIGNO	1'48.834	158.9 Km/h
All Time Lap Record:	2022	Sergio GARCIA	1'48.429	159.5 Km/h

The results are provisional until the end of the limit for protest and appeals.

Time limit for protest expires 30' after publication of the results - Time:

These data/results cannot be reproduced, stored and/or transmitted in whole or in part by any manner of electronic, mechanical, photocopying, recording, broadcasting or otherwise now known or herein after developed without the previous express consent by the copyright owner, except for reproduction in daily press and regular printed publications on sale to the public within 60 days of the event related to those data/results and always provided that copyright symbol appears together as follows below.

© DORNA, 2023




4806 m.

GRAN PREMIO MICHELIN® DE LA REPÚBLICA ARGENTINA

Practice Nr. 1

Top Speed & Average

4

	Rider	Nation	Motorcycle	Top 5 speeds					Average	Top
44	David MUÑOZ	SPA	KTM	240.1	238.7	238.2	237.8	236.4	238.2	240.1
80	David ALONSO	COL	GASGAS	239.1	236.4	236.0	236.0	235.5	236.6	239.1
96	Daniel HOLGADO	SPA	KTM	239.1	237.3	236.4	235.1	234.7	236.5	239.1
71	Ayumu SASAKI	JPN	HUSQVARNA	238.7	236.4	233.3	233.3	233.3	235.0	238.7
82	Stefano NEPA	ITA	KTM	238.7	238.2	238.2	237.3	237.3	237.9	238.7
27	Kaito TOBA	JPN	HONDA	237.8	234.2	233.3	232.9	232.5	234.1	237.8
53	Deniz ÖNCÜ	TUR	KTM	237.8	234.7	231.2	229.9	229.5	232.6	237.8
43	Xavier ARTIGAS	SPA	CFMOTO	236.9	236.9	236.4	236.0	234.7	236.2	236.9
16	Andrea MIGNO	ITA	KTM	236.4	234.7	232.9	232.9	232.9	234.0	236.4
38	David SALVADOR	SPA	KTM	236.4	234.2	233.8	233.8	232.5	234.1	236.4
92	David ALMANSA	SPA	CFMOTO	236.4	236.4	233.8	232.0	231.6	234.0	236.4
22	Ana CARRASCO	SPA	KTM	236.0	235.5	235.1	232.0	231.6	234.0	236.0
99	José Antonio RUEDA	SPA	KTM	235.5	233.3	232.9	232.5	232.0	233.0	235.5
7	Filippo FARIOLI	ITA	KTM	235.1	232.0	230.3	230.3	230.3	231.6	235.1
24	Tatsuki SUZUKI	JPN	HONDA	234.2	231.6	231.6	230.8	230.8	231.8	234.2
5	Jaume MASIA	SPA	HONDA	233.8	233.3	230.3	230.3	229.5	231.4	233.8
6	Ryusei YAMANAKA	JPN	GASGAS	232.9	230.3	229.9	228.2	228.2	229.9	232.9
18	Matteo BERTELLE	ITA	HONDA	232.9	232.0	232.0	232.0	229.9	231.8	232.9
19	Scott OGDEN	GBR	HONDA	232.9	230.3	229.9	229.5	229.5	230.4	232.9
48	Ivan ORTOLÁ	SPA	KTM	232.9	230.8	230.3	229.5	229.5	230.6	232.9
72	Taiyo FURUSATO	JPN	HONDA	232.5	231.6	230.3	230.3	230.3	230.8	232.5
54	Riccardo ROSSI	ITA	HONDA	232.0	231.2	228.2	227.8	227.8	229.4	232.0
70	Joshua WHATLEY	GBR	HONDA	232.0	230.3	230.3	229.9	229.5	230.4	232.0
10	Diogo MOREIRA	BRA	KTM	231.6	231.6	231.6	230.8	229.9	231.1	231.6
64	Mario AJI	INA	HONDA	231.6	231.2	229.5	229.1	227.4	229.8	231.6
95	Collin VEIJER	NED	HUSQVARNA	231.6	230.8	229.9	229.5	229.5	230.1	231.6
55	Romano FENATI	ITA	HONDA	230.8	230.3	229.9	227.8	226.6	229.1	230.8
63	Syarifuddin AZMAN	MAL	KTM	230.8	229.5	227.4	226.2	225.8	227.3	230.8

These data/results cannot be reproduced, stored and/or transmitted in whole or in part by any manner of electronic, mechanical, photocopying, recording, broadcasting or otherwise now known or herein after developed without the previous express consent by the copyright owner, except for reproduction in daily press and regular printed publications on sale to the public within 60 days of the event related to those data/results and always provided that copyright symbol appears together as follows below.

© DORNA, 2023

Official MotoGP Timing by TISSOT
www.motogp.com



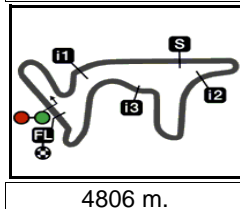
Termas de Río Hondo, Friday, March 31, 2023

GRAN PREMIO MICHELIN® DE LA REPÚBLICA ARGENTINA

Practice Nr. 1

Chronological Analysis of Performances

5



4806 m.

* Lap / Sector time cancelled

T1 Time from finish line to 1st intermediate

T3 Time from 2nd intermed. to 3rd intermed.

P Crossing the finish line in pit lane

T2 Time from 1st intermed. to 2nd intermed.

T4 Time from 3rd intermediate to finish line

Lap	Lap Time	T1	T2	T3	T4	Speed	Lap	Lap Time	T1	T2	T3	T4	Speed		
1st 71 Ayumu SASAKI Liqui Moly Husqvarna JPN Runs=3 Total laps=12 Full laps=7 Valid laps=6							4th 96 Daniel HOLGADO Red Bull KTM Tech3 SPA Runs=2 Total laps=10 Full laps=6 Valid laps=4								
1	3'16.590	P	31.781	30.374	29.289	25.979	225.0	1	2'32.359	32.037	29.170	28.274	26.663	232.0	
2	2'45.776		30.151	28.443	27.796	26.748	236.4	2	1'51.804	30.318	28.080	27.491	25.915	235.1	
3	1'52.544	*	30.425	28.573	27.667	25.879*	233.3	3	1'50.933	*	29.92*	27.938	27.236	25.839	237.3
4	1'51.963		30.003	28.519	27.536	25.905	232.9	4	1'50.767	*	29.762	27.916	27.269*	25.820*	236.4
5	1'51.322		29.998	28.203	27.378	25.743	233.3	5	1'50.602		29.785	27.866	27.174	25.777	234.7
6	1'51.100		29.894	28.202	27.317	25.687	232.5	6	1'50.180		29.738	27.703	27.021	25.718	239.1
7	1'50.966		29.829	28.135	27.327	25.675	232.9	7	1'50.236		29.664	27.811	27.007	25.754	234.2
8	1'53.355	P	31.210	28.483	27.990	25.672	229.1	8	1'55.510	P	31.168	28.591	27.799	27.952	227.8
9	7'00.103		29.438	28.478	27.368	25.593	231.6	9	8'14.953		30.887	29.079	29.068	27.259	228.7
10	1'49.804		29.569	27.883	26.917	25.435	233.3	10	2'00.532	P	33.223	29.868	29.502*	27.939	223.3
11	1'58.556		32.940	29.894	28.354	27.368	229.5								
12	1'51.409	P	29.916	27.803	27.207	26.483	238.7								
2nd 5 Jaume MASIA Leopard Racing SPA Runs=3 Total laps=12 Full laps=7 Valid laps=7							5th 55 Romano FENATI Rivacold Snipers Tea ITA Runs=3 Total laps=13 Full laps=7 Valid laps=5								
1	3'26.563		32.661	29.765	28.767	26.862	226.2	1	2'15.161	31.558	29.144	28.058	26.680	225.0	
2	1'52.342		30.182	28.255	27.684	26.221	230.3	2	1'53.264	30.446	28.686	27.647	26.485	226.2	
3	1'51.389		30.000	27.960	27.355	26.074	233.8	3	1'54.274	*	30.35*	28.592	27.645	27.686	230.3
4	1'51.168		29.839	28.125	27.174	26.030	228.7	4	1'52.540	30.465	28.383	27.643	26.049	227.8	
5	1'55.200		29.858	31.092	28.268	25.982	229.1	5	1'55.085	P	30.485	28.694	28.327	27.579	222.2
6	1'51.089		29.992	28.064	27.144	25.889	233.3	6	5'51.564		31.891	28.433	27.606	26.346	229.9
7	1'50.752		29.785	27.952	27.214	25.801	230.3	7	1'51.831	30.101	28.251	27.538	25.941	225.8	
8	1'54.914	P	31.346	28.735	28.254	26.579	228.2	8	1'53.880	P	30.177	28.396	27.679	27.628	224.5
9	6'40.571		33.790	28.529	28.961	26.978	225.4	9	4'44.801		29.975	28.330	27.490	26.031	225.0
10	1'49.813		29.606	27.860	26.800	25.547	229.5	10	1'50.673		29.699	28.080	27.187	25.707	225.8
11	2'03.594	P	36.646	30.155	28.345*	28.448	226.6	11	1'58.313	30.068	31.656	28.034	28.555	226.6	
12	5'25.277	P	38.180	32.718	33.281	33.191	218.3	12	1'51.651	*	29.889	27.903	27.548*	26.311*	230.8
								13	2'15.465	P	37.674	33.526	31.561*	32.704	208.8
3rd 24 Tatsuki SUZUKI Leopard Racing JPN Runs=3 Total laps=12 Full laps=7 Valid laps=5							6th 43 Xavier ARTIGAS CFMOTO Racing Pru SPA Runs=3 Total laps=12 Full laps=7 Valid laps=6								
1	3'05.811	*	36.092	28.819	28.211	26.132*	228.2	1	2'37.885	30.583	29.178	28.391	26.441	231.6	
2	1'52.146		30.463	28.262	27.679	25.742	230.8	2	1'52.065	30.499	28.142	27.469	25.955	236.0	
3	1'51.871		30.100	28.092	27.682	25.997	231.6	3	1'51.677	*	30.22*	28.227	27.394	25.835	232.9
4	1'51.307	*	30.077	27.877	27.488	25.865*	234.2	4	1'51.311	30.050	28.074	27.353	25.834	233.8	
5	1'51.526		30.013	28.116	27.502	25.895	229.5	5	1'52.893	30.202	28.128	28.375	26.188	234.7	
6	1'53.676	*	30.110	29.836	27.740	25.990*	197.0	6	1'51.270	29.854	28.051	27.521	25.844	236.9	
7	1'51.204		29.999	28.085	27.345	25.775	230.8	7	1'50.984	30.060	27.817	27.368	25.739	236.4	
8	1'53.012	P	30.640	28.225	27.459	26.688	230.3	8	1'50.886		29.794	27.934	27.390	25.768	236.9
9	7'04.377		33.977	29.126	28.148	26.917	223.3	9	1'59.314	P	35.309	28.508	28.443*	27.054	234.2
10	1'50.146		29.599	27.810	27.051	25.686	231.6	10	7'27.884	*	32.549	29.834	30.712*	26.381*	215.3
11	1'59.392	P	34.336	28.637	28.166*	28.253	228.7	11	2'00.574	P	33.118	29.099	28.522*	29.835	227.4
12	5'29.475	P	44.416	32.323	33.067	33.583	219.4	12	5'25.178	P	39.025	33.355	34.580*	33.226	206.7

Fastest Lap: Ayumu SASAKI Liqui Moly Husqvarna JPN **1'49.804** 29.569 27.883 26.917 25.435

These data/results cannot be reproduced, stored and/or transmitted in whole or in part by any manner of electronic, mechanical, photocopying, recording, broadcasting or otherwise now known or herein after developed without the previous express consent by the copyright owner, except for reproduction in daily press and regular printed publications on sale to the public within 60 days of the event related to those data/results and always provided that copyright symbol appears together as follows below.
© DORNA, 2023



Practice Nr. 1

Moto3

Lap	Lap Time	T1	T2	T3	T4	Speed	Lap	Lap Time	T1	T2	T3	T4	Speed				
7th	27	Kaito TOBA				SIC58 Squadra Corse	JPN	5	1'51.979	30.083	28.223	27.482	26.191	228.2			
		Runs=3	Total laps=13	Full laps=7	Valid laps=6		6	1'51.827	29.960	28.345	27.469	26.053	229.9				
1	2'29.444	33.973	30.036	28.993	27.048	223.7	7	1'51.670	29.929	28.205	27.385	26.151	227.0				
2	1'53.296	30.795	28.558	27.768	26.175	227.8	8	1'55.204 P	30.204	28.324	28.454	28.222	230.3				
3	1'52.627 *	30.31*	28.631	27.521	26.160	234.2	9	7'38.762	33.762	28.829	28.244	26.468	225.0				
4	1'51.481	30.019	28.067	27.315	26.080	233.3	10	1'51.500	30.265	28.353	27.057	25.825	229.1				
5	1'50.924	29.905	27.816	27.269	25.934	237.8	11	2'03.147	34.920	29.944	28.102	30.181	220.2				
6	1'55.951 P	29.927	30.957	27.546	27.521	232.5	12	1'51.082	29.624	28.044	27.226	26.188	232.9				
7	7'56.186 *	34.708	28.897	28.142*	26.934*	226.6	13	2'04.431 P	37.517	29.824	28.372	28.718	224.1				
8	1'52.844	30.350	28.467	27.765	26.262	227.0											
9	1'52.867	30.312	29.071	27.433	26.051	226.6											
10	1'52.533 P	30.170	28.386	27.454	26.523	228.7											
11	4'27.678	34.697	28.268	27.192	26.764	232.9											
12	2'05.385	33.663	31.870	29.598	30.254	224.1											
13	1'56.684 P	30.477	28.846	27.440	29.921	228.2											
8th	18	Matteo BERTELLE				Rivacold Snipers Tea	ITA										
		Runs=3	Total laps=14	Full laps=8	Valid laps=7												
1	2'15.255	34.054	30.492	28.946	26.987	225.0											
2	1'53.292	30.617	28.585	27.751	26.339	232.0											
3	1'53.916 *	30.47*	28.530	27.667	27.245	232.9											
4	1'52.952	30.651	28.622	27.667	26.012	225.4											
5	1'52.255	30.075	28.348	27.558	26.274	229.9											
6	1'55.907	30.098	31.327	28.175	26.307	190.9											
7	1'52.999 P	30.153	28.297	27.573	26.976	228.2											
8	5'55.030	30.632	28.956	27.787	26.429	225.8											
9	1'52.692	30.312	28.498	27.609	26.273	225.0											
10	1'51.810 P	30.144	28.328	27.629	25.709	227.0											
11	4'43.143	30.704	28.750	28.068	26.587	232.0											
12	1'50.936	29.761	28.028	27.305	25.842	232.0											
13	1'57.262	33.566	29.045	27.760	26.891	226.2											
14	2'08.008 P	34.318	31.807	31.141*	30.742	201.1											
9th	53	Deniz ÖNCÜ				Red Bull KTM Ajo	TUR										
		Runs=2	Total laps=14	Full laps=10	Valid laps=8												
1	3'04.465	35.795	29.017	28.204	26.519	226.6											
2	1'52.553	30.654	28.405	27.412	26.082	229.9											
3	1'52.043	30.331	28.103	27.672	25.937	234.7											
4	1'51.763	30.077	28.305	27.488	25.893	229.1											
5	1'51.449 *	29.929	28.102	27.570*	25.848*	229.1											
6	1'51.823	30.108	28.429	27.505	25.781	226.6											
7	1'51.733	30.125	28.210	27.689	25.709	229.1											
8	1'51.083	29.868	28.104	27.390	25.721	229.5											
9	1'54.111 P	30.593	28.665	28.052	26.801	226.2											
10	8'01.559	36.776	31.159	29.161	29.276	226.6											
11	1'59.322	33.166	31.534	28.033	26.589	216.0											
12	1'50.427 *	29.902	27.692	27.091*	25.742*	237.8											
13	1'51.069	30.042	27.950	27.346	25.731	231.2											
14	1'55.786 P	31.150	29.272	28.264	27.100	227.8											
10th	19	Scott OGDEN				VisionTrack Racing T	GBR										
		Runs=2	Total laps=13	Full laps=9	Valid laps=8												
1	2'23.978	31.540	29.444	28.872	26.983	229.5											
2	1'53.295	30.545	28.577	27.618	26.555	228.7											
3	1'53.996 *	31.12*	28.690	27.814	26.363	227.8											
4	1'52.502	30.256	28.391	27.672	26.183	229.5											
11th	92	David ALMANSA				CFMOTO Racing Pru	SPA										
		Runs=2	Total laps=12	Full laps=8	Valid laps=7												
1	2'55.192	34.326	31.217	31.129	29.464	227.4											
2	1'59.312	32.561	29.829	29.044	27.878	230.8											
3	1'55.607	31.504	29.265	28.265	26.573	230.3											
4	1'52.780	30.372	28.188	27.904	26.316	236.4											
5	1'52.494	29.981	28.551	27.580	26.382	233.8											
6	1'51.955	30.164	28.134	27.378	26.279	231.6											
7	1'51.104	29.796	27.917	27.220	26.171	232.0											
8	1'52.889 P	30.107	28.068	27.539	27.175	236.4											
9	8'54.533	32.557	29.877	29.947	26.484	209.8											
10	2'00.163 *	32.377	30.052	28.260*	29.474*	226.6											
11	1'53.037	30.360	28.703	27.401	26.573	227.8											
12	1'59.080 P	31.624	29.564	29.525	28.367	224.5											
12th	10	Diogo MOREIRA				MT Helmets - MSI	BRA										
		Runs=2	Total laps=8	Full laps=4	Valid laps=5												
1	2'03.759	29.137	29.127	28.231	26.319	231.6											
2	1'51.765	30.180	28.291	27.440	25.854	231.6											
3	2'06.112 *	28.50*	28.630	27.705	26.220	229.9											
4	1'51.633	29.960	28.317	27.325	26.031	231.6											
5	1'51.107	29.877	28.145	27.264	25.821	230.8											
6	1'52.946	30.288	28.499	27.555	26.604	228.7											
7	1'59.162	32.472	29.187	28.762	28.741	228.7											
8	2'04.934 P	32.391	30.438	31.368*	30.737	224.5											
13th	82	Stefano NEPA				Angeluss MTA Team	ITA										
		Runs=2	Total laps=13	Full laps=9	Valid laps=8												
1	2'37.041	31.157	29.217	28.770	27.018	232.0											
2	1'53.280	30.775	28.602	27.796	26.107	232.5											
3	1'51.791 *	30.28*	28.178	27.361	25.972	235.5											
4	1'51.409	29.982	28.021	27.436	25.970	237.3											
5	1'51.513	29.965	28.171	27.541	25.836	237.3											
6	1'51.417	29.813	28.098	27.582	25.924	238.7											
7	1'51.464	29.925	28.192	27.401	25.946	234.7											
8	1'51.148	29.845	27.926	27.368	26.009	238.2											
9	2'00.393 P	34.311	28.792	31.384*	25.906	229.9											
10	8'25.053	36.794	33.252	28.883	30.837	229.1											
11	1'58.371	30.883	28.573	31.549	27.366	234.7											
12	1'52.108	29.834	27.761	27.390	27.123	238.2											
13	2'03.754 P	34.100	29.700	31.703	28.251	232.9											
14th	48	Ivan ORTOLÁ				Angeluss MTA Team	SPA										
		Runs=2	Total laps=13	Full laps=9	Valid laps=8												
1	2'23.226	31.276	29.732	28.535	26.746	228.7											
2	1'54.510	30.147	28.505	27.635	28.223	230.8											

Fastest Lap: Ayumu SASAKI Liqui Moly Husqvarna JPN **1'49.804** 29.569 27.883 26.917 25.435

These data/results cannot be reproduced, stored and/or transmitted in whole or in part by any manner of electronic, mechanical, photocopying, recording, broadcasting or otherwise now known or herein after developed without the previous express consent by the copyright owner, except for reproduction in daily press and regular printed publications on sale to the public within 60 days of the event related to those data/results and always provided that copyright symbol appears together as follows below.
© DORNA, 2023

Official MotoGP Timing by TISSOT
www.motogp.com

Termas de Río Hondo, Friday, March 31, 2023 Page 2 of 5



Practice Nr. 1

Moto3

Lap	Lap Time	T1	T2	T3	T4	Speed	Lap	Lap Time	T1	T2	T3	T4	Speed
3	1'53.183 *	30.73*	28.279	27.752	26.413	229.5	11	1'51.554	29.986	28.221	27.253	26.094	229.9
4	1'52.474	30.183	28.423	27.514	26.354	230.3	12	2'07.829 P	37.221	29.862	28.642	32.104	224.1
5	1'51.748	29.968	28.309	27.430	26.041	228.7	18th 44 David MUÑOZ BOE Motorsports SPA						
6	1'51.723	29.960	28.223	27.518	26.022	229.5	Runs=2 Total laps=14 Full laps=10 Valid laps=9						
7	1'51.371	29.792	28.245	27.316	26.018	232.9	1	2'31.875	34.067	29.489	28.692	26.963	231.2
8	1'57.105 P	30.743	28.768	30.258	27.336	228.2	2	1'52.912	31.074	28.058	27.505	26.275	237.8
9	9'02.801	30.471	28.790	27.418	26.135	226.2	3	1'52.384 *	30.34*	28.139	27.767	26.136	236.4
10	1'52.183	29.779	28.690	27.595	26.119	228.7	4	1'52.074	30.360	28.004	27.606	26.104	234.2
11	1'51.349	29.867	28.165	27.339	25.978	229.1	5	1'51.877	30.248	28.146	27.488	25.995	235.5
12	1'51.941	30.033	28.348	27.374	26.186	229.1	6	1'52.029	30.395	28.005	27.539	26.090	235.5
13	2'16.663 P	36.819	33.496	34.424	31.924	211.3	7	1'54.025	30.201	28.122	27.662	28.040	235.5
15th 16 Andrea MIGNO CIP Green Power ITA							8	1'55.024	30.372	28.781	29.392	26.479	235.1
Runs=2 Total laps=11 Full laps=7 Valid laps=6							9	1'56.615 P	30.619	29.260	29.262	27.474	222.2
1	2'32.267	32.606	29.975	29.087	26.679	225.8	10	8'25.339	35.765	32.404	29.140	31.662	216.0
2	1'53.341	30.597	28.612	27.803	26.329	232.9	11	1'57.209	31.430	28.627	28.114	29.038	238.2
3	1'52.742 *	30.57*	28.221	27.798	26.152	232.9	12	1'51.505	30.251	27.799	27.404	26.051	240.1
4	1'52.357	30.395	28.289	27.579	26.094	232.9	13	1'51.607	30.107	27.701	27.338	26.461	238.7
5	1'51.625	30.075	27.970	27.474	26.106	236.4	14	2'09.031 P	35.252	32.362	31.541*	29.876	197.9
6	1'51.375	30.036	28.062	27.396	25.881	234.7	19th 99 José Antonio RUED Red Bull KTM Ajo SPA						
7	1'52.405	30.186	28.151	27.362	26.706	232.0	Runs=2 Total laps=13 Full laps=9 Valid laps=6						
8	1'54.737	30.430	30.314	27.665	26.328	199.2	1	3'00.396	35.275	30.662	29.224	27.689	227.4
9	1'57.217 P	33.027	28.453	28.510	27.227	229.5	2	1'55.845	31.448	29.178	28.118	27.101	230.8
10	12'23.269	29.132	28.685	27.547	27.239	226.2	3	1'53.457	30.399	28.764	27.997	26.297	235.5
11	2'02.927 P	33.710	30.161	29.681	29.375	219.0	4	1'51.996 *	30.097	28.148	27.577*	26.174*	233.3
16th 80 David ALONSO Autosolar GASGAS A COL							5	1'52.058	30.197	28.354	27.526	25.981	232.9
Runs=2 Total laps=15 Full laps=11 Valid laps=9							6	1'51.717 *	30.043	28.175	27.561*	25.938*	231.6
1	2'32.830	32.133	29.103	28.344	26.640	232.9	7	1'51.792	30.059	28.327	27.584	25.822	232.0
2	1'52.915	30.693	28.371	27.672	26.179	236.0	8	1'51.859	30.114	28.166	27.578	26.001	232.5
3	1'52.422 *	30.23*	28.270	27.642	26.272	235.5	9	1'56.683 P	31.437	29.166	28.788	27.292	228.2
4	1'51.977	30.298	28.151	27.556	25.972	236.0	10	7'54.258	37.143	29.548	29.104	28.039	230.8
5	1'51.926	30.208	28.208	27.479	26.031	235.1	11	1'57.720 *	31.840	31.128	28.053*	26.699*	217.5
6	1'51.395	30.099	28.015	27.264	26.017	236.4	12	1'56.815	31.908	30.388	27.706	26.813	232.0
7	1'53.599 *	30.106	28.024	27.621*	27.848*	239.1	13	2'02.213 P	34.322	30.208	29.032	28.651	223.7
8	1'54.644	30.092	30.353	27.948	26.251	227.4	20th 70 Joshua WHATLEY VisionTrack Racing T GBR						
9	1'53.251	30.787	28.474	27.575	26.415	228.7	Runs=2 Total laps=14 Full laps=10 Valid laps=9						
10	1'54.425 P	30.541	28.763	27.857	27.264	226.6	1	2'24.432	33.709	32.439	29.355	27.186	205.7
11	5'56.162	31.638	29.352	28.179	26.970	224.5	2	1'54.192	30.837	28.733	27.787	26.835	229.9
12	1'54.281	30.756	29.252	27.940	26.333	225.0	3	1'53.694 *	30.73*	28.320	27.887*	26.749*	230.3
13	2'08.291	44.460	29.677	27.724	26.430	222.5	4	1'53.809	30.786	28.643	27.986	26.394	232.0
14	1'56.033	30.660	31.216	27.750	26.407	226.6	5	1'52.310	30.258	28.361	27.419	26.272	228.7
15	1'54.509 P	30.721	28.887	27.786	27.115	226.6	6	1'52.695	30.367	28.389	27.666	26.273	228.7
17th 6 Ryusei YAMANAKA Autosolar GASGAS A JPN							7	2'01.406	35.737	28.931	29.222	27.516	227.8
Runs=2 Total laps=12 Full laps=8 Valid laps=7							8	1'52.749	30.419	28.362	27.538	26.430	229.5
1	3'24.162	31.810	29.693	28.320	27.018	222.5	9	2'00.458 P	33.771	31.414	28.692	26.581	222.5
2	1'53.969	30.833	28.652	28.371	26.113	227.8	10	6'28.372	30.990	29.383	35.050	27.026	226.6
3	1'52.554	30.299	28.624	27.472	26.159	227.8	11	1'51.792	30.128	28.307	27.413	25.944	226.6
4	1'52.634	30.159	28.468	27.781	26.226	230.3	12	1'56.391	31.318	29.456	28.960	26.657	228.2
5	1'52.037	30.157	28.346	27.553	25.981	228.2	13	1'52.205	30.142	28.224	27.337	26.502	230.3
6	1'52.328	30.328	28.382	27.614	26.004	228.2	14	2'09.189 P	36.442	31.234	31.371	30.142	216.4
7	1'51.409	30.023	28.078	27.343	25.965	232.9	21st 38 David SALVADOR CIP Green Power SPA						
8	1'53.806 P	30.164	28.865	27.793	26.984	225.4	Runs=2 Total laps=13 Full laps=9 Valid laps=8						
9	8'40.560	30.109	29.190	27.629	26.292	226.2	1	2'30.737	32.683	30.607	29.360	27.092	223.7
10	1'53.738 *	30.50*	29.231	27.440	26.564	225.0							

Fastest Lap: Ayumu SASAKI Liqui Moly Husqvarna JPN 1'49.804 29.569 27.883 26.917 25.435

These data/results cannot be reproduced, stored and/or transmitted in whole or in part by any manner of electronic, mechanical, photocopying, recording, broadcasting or otherwise now known or herein after developed without the previous express consent by the copyright owner, except for reproduction in daily press and regular printed publications on sale to the public within 60 days of the event related to those data/results and always provided that copyright symbol appears together as follows below.
© DORNA, 2023

Practice Nr. 1

Moto3

Lap	Lap Time	T1	T2	T3	T4	Speed	Lap	Lap Time	T1	T2	T3	T4	Speed
2	1'53.724	30.854	28.794	27.969	26.107	229.5	25th	95	Collin VEIJER	Liqui Moly Husqvarna NED			
3	1'53.042 *	30.57*	28.459	27.788	26.219	233.8			Runs=2	Total laps=14	Full laps=10	Valid laps=10	
4	1'52.834	30.356	28.379	27.734	26.365	233.8	1	3'28.969	34.527	30.977	29.640	28.203	225.8
5	1'52.352	30.317	28.312	27.572	26.151	236.4	2	1'56.571	31.815	29.014	29.008	26.734	229.1
6	1'52.254	30.193	28.250	27.527	26.284	234.2	3	1'54.436	30.831	28.815	28.219	26.571	228.7
7	1'53.599	30.378	28.930	28.186	26.105	231.6	4	1'53.921	30.599	28.712	28.215	26.395	229.1
8	1'52.419	30.232	28.529	27.489	26.169	232.0	5	1'53.875	30.675	28.773	28.132	26.295	229.9
9	1'53.896 P	31.233	28.453	27.737	26.473	230.8	6	1'53.361	30.368	28.750	28.076	26.167	229.1
10	10'25.734	32.587	29.469	28.000	26.549	229.5	7	1'52.927	30.454	28.580	27.854	26.039	229.5
11	1'52.110	30.072	28.335	27.661	26.042	231.2	8	1'52.730	30.401	28.419	27.786	26.124	229.5
12	1'51.879	29.980	28.247	27.448	26.204	232.5	9	1'53.845 P	31.055	28.615	28.197	25.978	228.7
13	2'08.328 P	32.243	31.984	33.707	30.394	221.8	10	7'21.995	31.905	29.451	29.149	28.302	231.6
22nd	54	Riccardo ROSSI		SIC58 Squadra Corse ITA			11	1'55.342	30.704	29.336	28.643	26.659	229.1
		Runs=2	Total laps=8	Full laps=5	Valid laps=7		12	1'52.764	30.552	28.370	27.765	26.077	229.5
1	2'30.477	34.088	30.608	29.225	27.123	227.4	13	1'52.553	30.489	28.277	27.612	26.175	230.8
unfinished		30.877				58.2	14	2'00.177 P	31.374	29.383	30.572	28.848	226.2
2	1'55.268	31.123	29.560	28.095	26.490	224.5	26th	63	Syarifuddin AZMAN	MT Helmets - MSI MAL			
3	1'52.585	30.186	28.495	27.725	26.179	228.2			Runs=2	Total laps=11	Full laps=7	Valid laps=5	
4	1'59.047	30.016	28.806	29.335	30.890	232.0	1	2'11.843	31.141	29.905	28.943	27.528	222.9
5	1'52.982	30.621	28.441	27.740	26.180	231.2	2	1'55.606 *	31.561	29.150	28.110*	26.785*	225.8
6	1'52.175	30.206	28.245	27.560	26.164	227.8	3	1'55.471 *	31.00*	28.791	28.572	27.101	223.7
7	1'56.414	30.321	28.320	27.655	30.118	227.8	4	1'53.070	30.580	28.446	27.814	26.230	229.5
8	2'14.388 P	34.979	30.461	32.862*	36.086	220.2	5	1'52.604	30.332	28.359	27.664	26.249	230.8
23rd	72	Taiyo FURUSATO		Honda Team Asia JPN			6	1'52.745	30.288	28.439	27.657	26.361	227.4
		Runs=2	Total laps=13	Full laps=9	Valid laps=8		7	1'55.747 P	30.710	28.641	27.885*	28.511	226.2
1	2'36.744	31.870	29.643	29.075	27.146	230.3	8	11'41.352	31.144	29.290	28.622	27.814	225.8
2	1'54.749	31.411	28.911	27.923	26.504	231.6	9	1'53.348	30.420	28.943	27.736	26.249	225.8
3	1'53.491	30.611	28.649	27.873	26.358	232.5	10	1'52.709	30.083	28.739	27.726	26.161	221.8
4	1'53.094	30.513	28.689	27.928	25.964	230.3	11	1'55.641 P	30.689	29.357	27.986	27.609	220.6
5	1'52.872	30.403	28.536	27.812	26.121	229.9	27th	7	Filippo FARIOLI	Red Bull KTM Tech3 ITA			
6	1'52.489	30.318	28.556	27.694	25.921	230.3			Runs=2	Total laps=12	Full laps=8	Valid laps=6	
7	1'53.636 *	30.575	28.947	27.750*	26.364*	227.4	1	2'21.661	32.345	30.342	30.867	27.456	224.1
8	1'52.263	30.242	28.461	27.573	25.987	230.3	2	1'55.483	31.318	29.224	28.170	26.771	227.4
9	1'55.763 P	31.564	28.965	28.187	27.047	230.3	3	1'55.020 *	31.14*	28.893	28.275	26.703	230.3
10	7'42.217	31.580	29.725	28.215	26.752	223.7	4	1'54.227	30.723	28.775	28.403	26.326	229.5
11	1'53.207	30.381	28.662	27.774	26.390	228.7	5	1'52.971	30.574	28.207	27.666	26.524	235.1
12	1'52.187	30.118	28.554	27.540	25.975	227.4	6	1'52.634	30.595	28.151	27.687	26.201	232.0
13	1'59.488 P	32.086	29.715	28.471*	29.216	221.0	7	1'54.704 *	30.510	28.742	28.596*	26.856*	227.0
24th	64	Mario AJI		Honda Team Asia INA			8	1'53.141 P	30.680	28.557	27.557	26.347	230.3
		Runs=2	Total laps=12	Full laps=8	Valid laps=6		9	9'37.648	30.354	29.620	28.501	27.047	225.8
1	3'00.737	31.204	29.989	29.450	28.262	225.8	10	1'55.043	30.965	29.232	28.276	26.570	226.2
2	1'55.772	31.238	29.199	28.342	26.993	231.2	11	1'53.341	30.226	28.888	27.799	26.428	230.3
3	1'53.801	30.624	28.809	28.161	26.207	229.1	12	1'58.810 P	32.400	29.397	28.244	28.769	227.4
4	1'52.334 *	30.232	28.301	27.633	26.168*	231.6	28th	22	Ana CARRASCO	BOE Motorsports SPA			
5	1'53.240	30.341	28.596	27.667	26.636	229.5			Runs=2	Total laps=13	Full laps=9	Valid laps=7	
6	1'52.354	30.199	28.464	27.469	26.222	227.4	1	2'24.946	34.276	31.512	30.452	28.135	222.9
7	1'52.096 *	30.035	28.431	27.592	26.038*	225.8	2	1'56.154	31.493	28.937	28.597	27.127	231.6
8	1'53.024	30.373	28.731	27.580	26.340	223.7	3	1'55.667 *	31.50*	29.349	28.127	26.688	229.1
9	1'58.348 P	31.906	29.908	29.335	27.199	216.4	4	1'54.118	30.650	28.605	28.284	26.579	235.1
10	8'58.076 *	33.551	34.443	29.482*	30.441*	175.2	5	1'52.796 *	30.377	28.352	27.768	26.299*	235.5
11	1'57.357	31.666	30.440	28.526	26.725	219.4	6	1'53.249	30.724	28.448	27.883	26.194	232.0
12	2'03.955 P	32.733	30.565	29.404	31.253	219.4	7	1'54.556	30.528	28.444	28.439	27.145	236.0
							8	1'54.734	30.650	28.374	28.073	27.637	231.2

Fastest Lap: Ayumu SASAKI Liqui Moly Husqvarna JPN **1'49.804** 29.569 27.883 26.917 25.435

These data/results cannot be reproduced, stored and/or transmitted in whole or in part by any manner of electronic, mechanical, photocopying, recording, broadcasting or otherwise now known or herein after developed without the previous express consent by the copyright owner, except for reproduction in daily press and regular printed publications on sale to the public within 60 days of the event related to those data/results and always provided that copyright symbol appears together as follows below.
© DORNA, 2023

Practice Nr. 1**Moto3**

Lap	Lap Time		T1	T2	T3	T4	Speed	Lap	Lap Time	T1	T2	T3	T4	Speed
9	1'58.562	P	32.614	29.233	28.838	27.877	225.0							
10	8'20.372		38.393	31.354	29.822	29.978	227.0							
11	1'59.531		33.029	30.414	29.059	27.029	229.1							
12	1'54.231		30.538	28.614	27.996	27.083	231.2							
13	2'13.831	P	37.623	32.456	31.613	32.139	211.6							

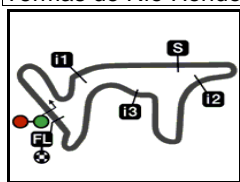
Fastest Lap: Ayumu SASAKI	Liqui Moly Husqvarna	JPN	1'49.804	29.569	27.883	26.917	25.435
----------------------------------	----------------------	-----	-----------------	--------	--------	--------	--------

These data/results cannot be reproduced, stored and/or transmitted in whole or in part by any manner of electronic, mechanical, photocopying, recording, broadcasting or otherwise now known or herein after developed without the previous express consent by the copyright owner, except for reproduction in daily press and regular printed publications on sale to the public within 60 days of the event related to those data/results and always provided that copyright symbol appears together as follows below.
© DORNA, 2023

Official MotoGP Timing by **TISSOT**
www.motogp.com

Termas de Río Hondo, Friday, March 31, 2023 Page 5 of 5





4806 m.

GRAN PREMIO MICHELIN® DE LA REPÚBLICA ARGENTINA

Practice Nr. 1

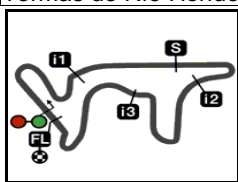
Best Partial Times

IT Ideal Lap Time, sum of the best partial times

BT Best Lap Time

T1		T2		T3		T4				IT		BT
Pos	Rider	Time	Rider	Time	Rider	Time	Rider	Time	Pos	Rider	IT	BT
1	A.SASAKI	29.569	D.ÖNCÜ	27.692	J.MASIA	26.800	A.SASAKI	25.435	1	A.SASAKI	1'49.724	1'49.804 (1)
2	T.SUZUKI	29.599	D.MUÑOZ	27.701	A.SASAKI	26.917	J.MASIA	25.547	2	J.MASIA	1'49.813	1'49.813 (2)
3	J.MASIA	29.606	D.HOLGADO	27.703	D.HOLGADO	27.007	T.SUZUKI	25.686	3	D.HOLGADO	1'50.092	1'50.180 (4)
4	S.OGDEN	29.624	S.NEPA	27.761	T.SUZUKI	27.051	R.FENATI	25.707	4	T.SUZUKI	1'50.146	1'50.146 (3)
5	D.HOLGADO	29.664	A.SASAKI	27.803	S.OGDEN	27.057	D.ÖNCÜ	25.709	5	R.FENATI	1'50.496	1'50.673 (5)
6	R.FENATI	29.699	T.SUZUKI	27.810	R.FENATI	27.187	D.HOLGADO	25.718	6	S.OGDEN	1'50.550	1'51.082 (10)
7	M.BERTELLE	29.761	K.TOBA	27.816	K.TOBA	27.192	X.ARTIGAS	25.739	7	D.ÖNCÜ	1'50.615	1'51.069 (9)
8	I.ORTOLÁ	29.779	X.ARTIGAS	27.817	D.ALMANSA	27.220	D.MOREIRA	25.821	8	X.ARTIGAS	1'50.703	1'50.886 (6)
9	X.ARTIGAS	29.794	J.MASIA	27.860	R.YAMANAKA	27.253	J.RUEDA	25.822	9	S.NEPA	1'50.771	1'51.148 (13)
10	D.ALMANSA	29.796	R.FENATI	27.903	D.MOREIRA	27.264	S.OGDEN	25.825	10	K.TOBA	1'50.847	1'50.924 (7)
11	S.NEPA	29.813	D.ALMANSA	27.917	D.ALONSO	27.264	S.NEPA	25.836	11	M.BERTELLE	1'50.936	1'50.936 (8)
12	D.ÖNCÜ	29.868	A.MIGNO	27.970	M.BERTELLE	27.305	M.BERTELLE	25.842	12	D.ALMANSA	1'51.104	1'51.104 (11)
13	D.MOREIRA	29.877	D.ALONSO	28.015	I.ORTOLÁ	27.316	A.MIGNO	25.881	13	D.MOREIRA	1'51.107	1'51.107 (12)
14	K.TOBA	29.905	M.BERTELLE	28.028	J.WHATLEY	27.337	T.FURUSATO	25.921	14	D.MUÑOZ	1'51.141	1'51.505 (18)
15	D.SALVADOR	29.980	S.OGDEN	28.044	D.MUÑOZ	27.338	K.TOBA	25.934	15	I.ORTOLÁ	1'51.238	1'51.349 (14)
16	R.YAMANAKA	29.986	R.YAMANAKA	28.078	D.ÖNCÜ	27.346	J.WHATLEY	25.944	16	A.MIGNO	1'51.249	1'51.375 (15)
17	R.ROSSI	30.016	D.MOREIRA	28.145	X.ARTIGAS	27.353	R.YAMANAKA	25.965	17	R.YAMANAKA	1'51.282	1'51.409 (17)
18	M.AJI	30.035	J.RUEDA	28.148	S.NEPA	27.361	D.ALONSO	25.972	18	D.ALONSO	1'51.343	1'51.395 (16)
19	A.MIGNO	30.036	F.FARIOLI	28.151	A.MIGNO	27.362	I.ORTOLÁ	25.978	19	J.RUEDA	1'51.539	1'51.792 (19)
20	J.RUEDA	30.043	I.ORTOLÁ	28.165	D.SALVADOR	27.448	D.MUÑOZ	25.995	20	J.WHATLEY	1'51.633	1'51.792 (20)
21	S.AZMAN	30.083	J.WHATLEY	28.224	M.AJI	27.469	C.VEIJER	26.039	21	D.SALVADOR	1'51.717	1'51.879 (21)
22	D.ALONSO	30.092	R.ROSSI	28.245	J.RUEDA	27.526	D.SALVADOR	26.042	22	R.ROSSI	1'51.985	1'52.175 (22)
23	D.MUÑOZ	30.107	D.SALVADOR	28.247	T.FURUSATO	27.540	S.AZMAN	26.161	23	M.AJI	1'52.012	1'52.354 (24)
24	T.FURUSATO	30.118	C.VEIJER	28.277	F.FARIOLI	27.557	R.ROSSI	26.164	24	T.FURUSATO	1'52.040	1'52.187 (23)

These data/results cannot be reproduced, stored and/or transmitted in whole or in part by any manner of electronic, mechanical, photocopying, recording, broadcasting or otherwise now known or herein after developed without the previous express consent by the copyright owner, except for reproduction in daily press and regular printed publications on sale to the public within 60 days of the event related to those data/results and always provided that copyright symbol appears together as follows below.
© DORNA, 2023



4806 m.

GRAN PREMIO MICHELIN® DE LA REPÚBLICA ARGENTINA

Practice Nr. 1

Best Partial Times

IT Ideal Lap Time, sum of the best partial times

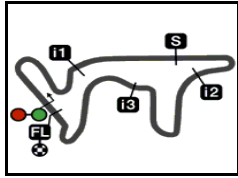
BT Best Lap Time

T1		T2		T3		T4				<i>IT</i>	<i>BT</i>	
Pos	Rider	Time	Rider	Time	Rider	Time	Rider	Time	Pos	Rider		
25	J.WHATLEY	30.128	M.AJI	28.301	R.ROSSI	27.560	D.ALMANSA	26.171	25	F.FARIOLI	1'52.135	1'52.634 (27)
26	F.FARIOLI	30.226	A.CARRASCO	28.352	C.VEIJER	27.612	A.CARRASCO	26.194	26	S.AZMAN	1'52.260	1'52.604 (26)
27	C.VEIJER	30.368	S.AZMAN	28.359	S.AZMAN	27.657	F.FARIOLI	26.201	27	C.VEIJER	1'52.296	1'52.553 (25)
28	A.CARRASCO	30.377	T.FURUSATO	28.461	A.CARRASCO	27.768	M.AJI	26.207	28	A.CARRASCO	1'52.691	1'53.249 (28)

These data/results cannot be reproduced, stored and/or transmitted in whole or in part by any manner of electronic, mechanical, photocopying, recording, broadcasting or otherwise now known or herein after developed without the previous express consent by the copyright owner, except for reproduction in daily press and regular printed publications on sale to the public within 60 days of the event related to those data/results and always provided that copyright symbol appears together as follows below.
© DORNA, 2023


Official MotoGP Timing by **TISSOT**
www.motogp.com





4806 m.

Moto3™**GRAN PREMIO MICHELIN® DE LA REPÚBLICA ARGENTINA****Practice Nr. 1****Fastest Laps Sequence**

<i>Practice Time</i>	 <i>Rider</i>	<i>Nation</i>	<i>Motorcycle</i>	<i>Time</i>	<i>Km/h</i>	<i>Rider's Lap</i>
3'55.524	10 Diogo MOREIRA	BRA	KTM	1'51.765	154.8	2
7'10.294	5 Jaume MASIA	SPA	HONDA	1'51.389	155.3	3
8'12.938	43 Xavier ARTIGAS	SPA	CFMOTO	1'51.311	155.4	4
9'01.462	5 Jaume MASIA	SPA	HONDA	1'51.168	155.6	4
9'56.465	96 Daniel HOLGADO	SPA	KTM	1'50.602	156.4	5
11'46.645	96 Daniel HOLGADO	SPA	KTM	1'50.180	157.0	6
25'03.801	5 Jaume MASIA	SPA	HONDA	1'49.813	157.5	10
26'03.523	71 Ayumu SASAKI	JPN	HUSQVARNA	1'49.804	157.5	10

These data/results cannot be reproduced, stored and/or transmitted in whole or in part by any manner of electronic, mechanical, photocopying, recording, broadcasting or otherwise now known or herein after developed without the previous express consent by the copyright owner, except for reproduction in daily press and regular printed publications on sale to the public within 60 days of the event related to those data/results and always provided that copyright symbol appears together as follows below.

© DORNA, 2023

Official MotoGP Timing by TISSOT
www.motogp.com

Termas de Río Hondo, Friday, March 31, 2023

