

4806 m.

GRAN PREMIO MICHELIN® DE LA REPÚBLICA ARGENTINA

Race

Classification after 18 laps = 86.508 km

29

Pos		Rider	Nation	Team	Motorcycle	Total Time	Km/h	Gap
1	25	24 Tatsuki SUZUKI	JPN	Leopard Racing	HONDA	35'18.099	147.0	
2	20	10 Diogo MOREIRA	BRA	MT Helmets - MSI	KTM	35'22.670	146.7	4.571
3	16	16 Andrea MIGNO	ITA	CIP Green Power	KTM	35'22.798	146.7	4.699
4	13	96 Daniel HOLGADO	SPA	Red Bull KTM Tech3	KTM	35'26.913	146.4	8.814
5	11	19 Scott OGDEN	GBR	VisionTrack Racing Team	HONDA	35'29.611	146.6	11.512
6	10	82 Stefano NEPA	ITA	Angeluss MTA Team	KTM	35'29.964	146.2	11.865
7	9	27 Kaito TOBA	JPN	SIC58 Squadra Corse	HONDA	35'30.258	146.1	12.159
8	8	43 Xavier ARTIGAS	SPA	CFMOTO Racing PruestelGP	CFMOTO	35'30.566	146.1	12.467
9	7	6 Ryusei YAMANAKA	JPN	Autosolar GASGAS Aspar M3	GASGAS	35'30.943	146.1	12.844
10	6	38 David SALVADOR	SPA	CIP Green Power	KTM	35'30.983	146.1	12.884
11	5	63 Syarifuddin AZMAN	MAL	MT Helmets - MSI	KTM	35'32.132	146.0	14.033
12	4	18 Matteo BERTELLE	ITA	Rivacold Snipers Team	HONDA	35'38.835	145.6	20.736
13	3	55 Romano FENATI	ITA	Rivacold Snipers Team	HONDA	35'44.403	145.2	26.304
14	2	80 David ALONSO	COL	Autosolar GASGAS Aspar M3	GASGAS	35'45.623	145.1	27.524
15	1	70 Joshua WHATLEY	GBR	VisionTrack Racing Team	HONDA	35'55.374	144.4	37.275
16		44 David MUÑOZ	SPA	BOE Motorsports	KTM	35'57.701	144.3	39.602
17		92 David ALMANSA	SPA	CFMOTO Racing PruestelGP	CFMOTO	36'00.058	144.1	41.959
18		72 Taiyo FURUSATO	JPN	Honda Team Asia	HONDA	36'03.882	143.9	45.783
19		48 Ivan ORTOLÁ	SPA	Angeluss MTA Team	KTM	36'05.185	143.8	47.086
20		7 Filippo FARIOLI	ITA	Red Bull KTM Tech3	KTM	36'05.479	143.8	47.380
21		22 Ana CARRASCO	SPA	BOE Motorsports	KTM	36'12.017	143.3	53.918
22		95 Collin VEIJER	NED	Liqui Moly Husqvarna Intact GP	HUSQVARNA	36'13.735	143.2	55.636
23		99 José Antonio RUEDA	SPA	Red Bull KTM Ajo	KTM	36'14.951	143.1	56.852
24		53 Deniz ÖNCÜ	TUR	Red Bull KTM Ajo	KTM	36'41.258	141.4	1'23.159
Not classified								
		54 Riccardo ROSSI	ITA	SIC58 Squadra Corse	HONDA	33'25.300	146.6	1 lap
		5 Jaume MASIA	SPA	Leopard Racing	HONDA	25'29.652	147.0	5 laps
		64 Mario AJI	INA	Honda Team Asia	HONDA	25'45.333	145.5	5 laps
		71 Ayumu SASAKI	JPN	Liqui Moly Husqvarna Intact GP	HUSQVARNA	20'17.076	142.1	8 laps

The results are provisional until the end of the limit for protest and appeals.

Time limit for protest expires 30' after publication of the results - Time:

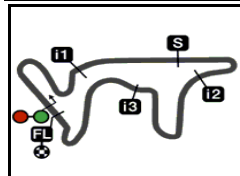
These data/results cannot be reproduced, stored and/or transmitted in whole or in part by any manner of electronic, mechanical, photocopying, recording, broadcasting or otherwise now known or herein after developed without the previous express consent by the copyright owner, except for reproduction in daily press and regular printed publications on sale to the public within 60 days of the event related to those data/results and always provided that copyright symbol appears together as follows below.

© DORNA, 2023

Official MotoGP Timing by TISSOT
www.motogp.com

Termas de Río Hondo, Sunday, April 02, 2023 Page 1 of 2





4806 m.

GRAN PREMIO MICHELIN® DE LA REPÚBLICA ARGENTINA

Race

Classification after 18 laps = 86.508 km

29

Pos	Rider	Nation	Team	Motorcycle	Total Time	Km/h	Gap
-----	-------	--------	------	------------	------------	------	-----

Race condition: **Wet**

Air: 18°
Humidity: 59%
Ground: 20°

Pole Position:

Fastest Lap:

Best Race Lap:

All Time Lap Record:

	Ayumu SASAKI	1'48.539	159.4 Km/h
Lap 13	Jaume MASIA	1'55.936	149.2 Km/h
2022	Andrea MIGNO	1'48.834	158.9 Km/h
2022	Sergio GARCIA	1'48.429	159.5 Km/h

10:45'00

10:50'59

11:00'03

11:02'52

11:03'58

11:08'41 Deniz ÖNCÜ

11:08'55 Deniz ÖNCÜ

11:19'48 **Ayumu SASAKI**

11:21'07 Ivan ORTOLÁ

11:21'22 Ivan ORTOLÁ

11:22'36 Ayumu SASAKI

11:23'08 Ayumu SASAKI

11:24'15 Ayumu SASAKI

11:28'02 **David SALVADOR**

11:28'52 Jaume MASIA

11:29'11 Mario AJI

11:30'19 Xavier ARTIGAS

11:30'24 David MUÑOZ

11:30'36 David MUÑOZ

11:30'43 Xavier ARTIGAS

11:37'18 David ALMANSA

11:37'50 David ALMANSA

11:38'11 Riccardo ROSSI

11:42'10 **Scott OGDEN**

SIGHTING LAP START

Race declared wet

WARM UP LAP START

RACE START

No jump starts

crashed out - Rider OK

re-joined race

to drop 1 position due to irresponsible riding

crashed out - Rider OK

re-joined race

crashed out - Rider OK

re-joined race

retired

to drop 1 position due to overtaking under yellow flag

crashed out - Rider OK

crashed out - Rider OK

crashed out - Rider OK

crashed out - Rider OK

re-joined race

re-joined race

crashed out - Rider OK

re-joined race

crashed out - Rider OK

6 seconds penalty - insufficient time to complete a double long lap penalty

The results are provisional until the end of the limit for protest and appeals.

Time limit for protest expires 30' after publication of the results - Time:

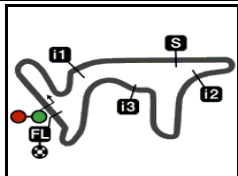
These data/results cannot be reproduced, stored and/or transmitted in whole or in part by any manner of electronic, mechanical, photocopying, recording, broadcasting or otherwise now known or herein after developed without the previous express consent by the copyright owner, except for reproduction in daily press and regular printed publications on sale to the public within 60 days of the event related to those data/results and always provided that copyright symbol appears together as follows below.

© DORNA, 2023

Official MotoGP Timing by TISSOT
www.motogp.com

Termas de Río Hondo, Sunday, April 02, 2023 Page 2 of 2





GRAN PREMIO MICHELIN® DE LA REPÚBLICA ARGENTINA

30

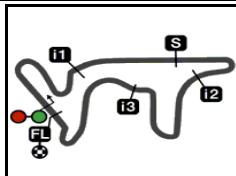
4806 m.

World Championship Classification

Rider		Points	Leader	Previous	POR	ARG	AME	SPA	FRA	ITA	GER	NED	KAZ	GBR	AUT	CAT	RSM	IND	JPN	INA	AUS	THA	MAL	QAT	VAL
1	HOLGADO Daniel	SPA	38			25	13																		
2	MOREIRA Diogo	BRA	36	2	2	16	20																		
3	SUZUKI Tatsuki	JPN	27	11	9	2	25																		
4	MUÑOZ David	SPA	20	18	7	20	0																		
5	NEPA Stefano	ITA	19	19	1	9	10																		
6	MIGNO Andrea	ITA	16	22	3	-	16																		
7	ARTIGAS Xavier	SPA	16	22	0	8	8																		
8	TOBA Kaito	JPN	14	24	2	5	9																		
9	RUEDA José Antonio	SPA	13	25	1	13	0																		
10	MASIA Jaume	SPA	11	27	2	11	-																		
11	OGDEN Scott	GBR	11	27	0	-	11																		
12	SASAKI Ayumu	JPN	10	28	1	10	-																		
13	SALVADOR David	SPA	9	29	1	3	6																		
14	YAMANAKA Ryusei	JPN	7	31	2	0	7																		
15	KELSO Joel	AUS	7	31	0	7	-																		
16	ÖNCÜ Deniz	TUR	6	32	1	6	0																		
17	AZMAN Syarifuddin	MAL	5	33	1	0	5																		
18	BERTELLE Matteo	ITA	4	34	1	0	4																		
19	VEIJER Collin	NED	4	34	0	4	0																		
20	FENATI Romano	ITA	3	35	1	0	3																		
21	ALONSO David	COL	2	36	1	-	2																		
22	WHATLEY Joshua	GBR	1	37	1	0	1																		

These data/results cannot be reproduced, stored and/or transmitted in whole or in part by any manner of electronic, mechanical, photocopying, recording, broadcasting or otherwise now known or herein after developed without the previous express consent by the copyright owner, except for reproduction in daily press and regular printed publications on sale to the public within 60 days of the event related to those data/results and always provided that copyright symbol appears together as follows below.
© DORNA, 2023





GRAN PREMIO MICHELIN® DE LA REPÚBLICA ARGENTINA

30

4806 m.

World Championship Classification

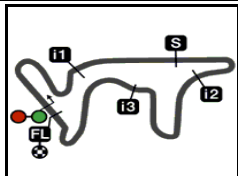
Rider	Points	Leader	Previous	POR	ARG	AME	SPA	FRA	ITA	GER	NED	KAZ	GBR	AUT	CAT	RSM	IND	JPN	INA	AUS	THA	MAL	QAT	VAL	
23 ROSSI Riccardo	ITA	1	37	0	1	-																			
24 ALMANSA David	SPA	0	38	1	-	0																			
25 FURUSATO Taiyo	JPN	0	38	0	0	0																			
26 AJI Mario	INA	0	38	0	0	-																			
27 ORTOLÁ Ivan	SPA	0	38	0	-	0																			
28 FARIOLI Filippo	ITA	0	38	0	-	0																			
29 CARRASCO Ana	SPA	0	38	0	0	0																			

Constructor	Points	Leader	Previous	POR	ARG	AME	SPA	FRA	ITA	GER	NED	KAZ	GBR	AUT	CAT	RSM	IND	JPN	INA	AUS	THA	MAL	QAT	VAL	
1 KTM	45			25	20																				
2 HONDA	36	9	9	11	25																				
3 CFMOTO	16	29	20	8	8																				
4 HUSQVARNA	10	35	6	10	-																				
5 GASGAS	7	38	3	-	7																				

Team	Points	Leader	Previous	POR	ARG	AME	SPA	FRA	ITA	GER	NED	KAZ	GBR	AUT	CAT	RSM	IND	JPN	INA	AUS	THA	MAL	QAT	VAL	
1 MT HELMETS - MSI	41			16	25																				
2 RED BULL KTM TECH3	38	3	3	25	13																				
3 LEOPARD RACING	38	3	0	13	25																				
4 CIP GREEN POWER	25	16	13	3	22																				
5 CFMOTO RACING PRUESTELGP	23	18	2	15	8																				
6 BOE MOTORSPORTS	20	21	3	20	-																				

These data/results cannot be reproduced, stored and/or transmitted in whole or in part by any manner of electronic, mechanical, photocopying, recording, broadcasting or otherwise now known or herein after developed without the previous express consent by the copyright owner, except for reproduction in daily press and regular printed publications on sale to the public within 60 days of the event related to those data/results and always provided that copyright symbol appears together as follows below.
© DORNA, 2023





GRAN PREMIO MICHELIN® DE LA REPÚBLICA ARGENTINA

30

4806 m.

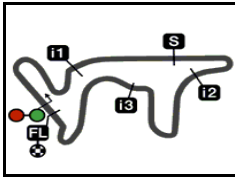
World Championship Classification

Team	Points	Leader	Previous	POR	ARG	AME	SPA	FRA	ITA	GER	NED	KAZ	GBR	AUT	CAT	RSM	IND	JPN	INA	AUS	THA	MAL	QAT	VAL
7 RED BULL KTM AJO	19	22	1	19	-																			
8 ANGELUSS MTA TEAM	19	22	0	9	10																			
9 SIC58 SQUADRA CORSE	15	26	4	6	9																			
10 LIQUI MOLY HUSQVARNA INTACT GP	14	27	1	14	-																			
11 VISIONTRACK RACING TEAM	12	29	2	-	12																			
12 AUTOSOLAR GASGAS ASPAR M3	9	32	3	-	9																			
13 RIVACOLD SNIPERS TEAM	7	34	2	-	7																			

These data/results cannot be reproduced, stored and/or transmitted in whole or in part by any manner of electronic, mechanical, photocopying, recording, broadcasting or otherwise now known or herein after developed without the previous express consent by the copyright owner, except for reproduction in daily press and regular printed publications on sale to the public within 60 days of the event related to those data/results and always provided that copyright symbol appears together as follows below.
© DORNA, 2023

Official MotoGP Timing by TISSOT
www.motogp.com





4806 m.

GRAN PREMIO MICHELIN® DE LA REPÚBLICA ARGENTINA

Race

Lap Chart

31

Pos	1	2	3	4	5	6	7	8	9	10	11	12	13	14	15	16	17	18	19	20	21	22	23	24	25	26	27	28
Grid	71	53	10	48	5	24	80	19	16	96	27	18	99	82	43	44	95	6	54	63	7	38	64	55	92	72	22	70



1	10	53	48	24	71	96	5	16	19	43	92	80	18	54	44	82	27	63	64	38	70	55	6	7	95	99	72	22
2	53	24	5	96	71	48	19	92	16	43	10	18	80	54	44	82	38	27	64	63	70	55	6	7	99	95	72	22
3	24	5	71	96	92	43	48	19	16	10	18	44	54	80	27	38	63	64	82	70	6	55	7	99	95	72	22	53
4	24	5	92	71	43	96	19	48	16	10	44	54	18	80	38	27	63	64	82	70	6	55	7	99	72	95	22	53
5	24	92	71	43	5	96	19	48	16	10	44	54	80	18	38	27	63	64	82	6	70	55	7	99	72	95	22	53
6	24	71	5	92	43	96	19	48	16	10	44	54	80	38	27	63	18	64	82	6	70	55	7	99	72	95	22	53
7	24	71	5	43	92	96	19	16	48	10	44	54	27	38	80	63	18	64	82	6	70	55	7	99	72	95	22	53
8	24	71	92	5	43	96	19	16	10	44	48	54	27	80	38	63	82	18	64	6	70	55	7	99	72	95	22	53
9	24	92	71	5	43	96	19	16	10	44	48	54	27	38	80	82	63	18	64	6	70	55	7	72	99	95	22	53
10	24	5	92	43	96	19	16	44	10	54	38	27	82	80	18	63	64	6	70	55	48	7	72	95	99	22	71	53
L a P S	11	24	5	92	43	96	16	44	10	19	54	38	82	27	80	6	18	63	64	70	55	48	7	72	95	99	22	53
	12	24	5	44	43	92	10	16	96	19	54	82	27	38	6	80	63	18	64	55	70	48	7	72	95	99	22	53
	13	24	5	43	10	44	92	96	16	19	54	82	38	6	27	63	18	80	64	55	70	48	7	72	95	22	99	53
	14	24	10	92	96	16	19	54	43	82	38	6	27	63	18	80	55	70	44	48	7	72	95	22	99	53		
	15	24	10	92	96	16	19	54	82	43	6	38	27	63	18	80	55	70	44	48	7	72	95	22	99	53		
	16	24	10	92	16	96	19	54	82	27	43	38	6	63	18	80	55	70	44	48	72	7	22	95	99	53		
	17	24	16	92	10	19	54	96	82	27	43	38	6	63	18	80	55	70	44	72	48	7	22	95	99	53		
	18	24	10	16	19	96	82	27	43	6	38	63	18	55	80	70	44	92	72	48	7	22	95	99	53			

Winner Lapped rider

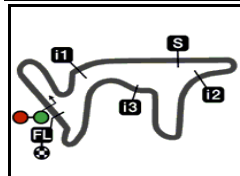
These data/results cannot be reproduced, stored and/or transmitted in whole or in part by any manner of electronic, mechanical, photocopying, recording, broadcasting or otherwise now known or herein after developed without the previous express consent by the copyright owner, except for reproduction in daily press and regular printed publications on sale to the public within 60 days of the event related to those data/results and always provided that copyright symbol appears together as follows below.

© DORNA, 2023

Official MotoGP Timing by TISSOT
www.motogp.com

Termas de Río Hondo, Sunday, April 02, 2023






4806 m.

GRAN PREMIO MICHELIN® DE LA REPÚBLICA ARGENTINA

Race

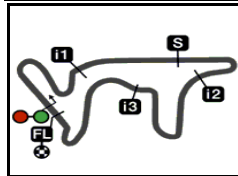
Fastest Lap of Each Rider

32

	Rider	Nation	Team	Motorcycle	Time	Lap Total	Gap
1	5 Jaume MASIA	SPA	Leopard Racing	HONDA	1'55.936	13 13	
2	92 David ALMANSA	SPA	CFMOTO Racing PruestelGP	CFMOTO	1'56.284	8 18	0.348 0.348
3	44 David MUÑOZ	SPA	BOE Motorsports	KTM	1'56.419	9 18	0.483 0.135
4	10 Diogo MOREIRA	BRA	MT Helmets - MSI	KTM	1'56.514	9 18	0.578 0.095
5	24 Tatsuki SUZUKI	JPN	Leopard Racing	HONDA	1'56.518	10 18	0.582 0.004
6	16 Andrea MIGNO	ITA	CIP Green Power	KTM	1'56.573	9 18	0.637 0.055
7	96 Daniel HOLGADO	SPA	Red Bull KTM Tech3	KTM	1'56.635	8 18	0.699 0.062
8	71 Ayumu SASAKI	JPN	Liqui Moly Husqvarna Intact GP	HUSQVARNA	1'56.674	8 10	0.738 0.039
9	19 Scott OGDEN	GBR	VisionTrack Racing Team	HONDA	1'56.744	8 18	0.808 0.070
10	43 Xavier ARTIGAS	SPA	CFMOTO Racing PruestelGP	CFMOTO	1'56.761	7 18	0.825 0.017
11	54 Riccardo ROSSI	ITA	SIC58 Squadra Corse	HONDA	1'56.852	9 17	0.916 0.091
12	27 Kaito TOBA	JPN	SIC58 Squadra Corse	HONDA	1'56.882	16 18	0.946 0.030
13	38 David SALVADOR	SPA	CIP Green Power	KTM	1'57.154	17 18	1.218 0.272
14	6 Ryusei YAMANAKA	JPN	Autosolar GASGAS Aspar M3	GASGAS	1'57.163	17 18	1.227 0.009
15	82 Stefano NEPA	ITA	Angeluss MTA Team	KTM	1'57.222	16 18	1.286 0.059
16	63 Syarifuddin AZMAN	MAL	MT Helmets - MSI	KTM	1'57.354	6 18	1.418 0.132
17	48 Ivan ORTOLÁ	SPA	Angeluss MTA Team	KTM	1'57.356	5 18	1.420 0.002
18	64 Mario AJI	INA	Honda Team Asia	HONDA	1'57.544	6 13	1.608 0.188
19	53 Deniz ÖNCÜ	TUR	Red Bull KTM Ajo	KTM	1'57.716	2 18	1.780 0.172
20	18 Matteo BERTELLE	ITA	Rivacold Snipers Team	HONDA	1'57.748	16 18	1.812 0.032
21	80 David ALONSO	COL	Autosolar GASGAS Aspar M3	GASGAS	1'57.866	9 18	1.930 0.118
22	55 Romano FENATI	ITA	Rivacold Snipers Team	HONDA	1'57.911	17 18	1.975 0.045
23	72 Taiyo FURUSATO	JPN	Honda Team Asia	HONDA	1'58.350	17 18	2.414 0.439
24	70 Joshua WHATLEY	GBR	VisionTrack Racing Team	HONDA	1'58.662	9 18	2.726 0.312
25	7 Filippo FARIOLI	ITA	Red Bull KTM Tech3	KTM	1'58.888	9 18	2.952 0.226
26	22 Ana CARRASCO	SPA	BOE Motorsports	KTM	1'59.177	17 18	3.241 0.289
27	95 Collin VEIJER	NED	Liqui Moly Husqvarna Intact GP	HUSQVARNA	1'59.417	9 18	3.481 0.240
28	99 José Antonio RUEDA	SPA	Red Bull KTM Ajo	KTM	1'59.745	17 18	3.809 0.328

These data/results cannot be reproduced, stored and/or transmitted in whole or in part by any manner of electronic, mechanical, photocopying, recording, broadcasting or otherwise now known or herein after developed without the previous express consent by the copyright owner, except for reproduction in daily press and regular printed publications on sale to the public within 60 days of the event related to those data/results and always provided that copyright symbol appears together as follows below.

© DORNA, 2023



4806 m.

GRAN PREMIO MICHELIN® DE LA REPÚBLICA ARGENTINA

After the Race

Event Best Maximum Speed

33



Rider	Nation	Team	Motorcycle	Km/h	
44 David MUÑOZ	SPA	BOE Motorsports	KTM	240.1	Practice Nr. 1
48 Ivan ORTOLÁ	SPA	Angeluss MTA Team	KTM	240.1	Qualifying Nr. 2
96 Daniel HOLGADO	SPA	Red Bull KTM Tech3	KTM	239.1	Practice Nr. 1
16 Andrea MIGNO	ITA	CIP Green Power	KTM	239.1	Qualifying Nr. 2
80 David ALONSO	COL	Autosolar GASGAS Aspar M3	GASGAS	239.1	Practice Nr. 1
82 Stefano NEPA	ITA	Angeluss MTA Team	KTM	238.7	Practice Nr. 1
71 Ayumu SASAKI	JPN	Liqui Moly Husqvarna Intact GP	HUSQVARNA	238.7	Practice Nr. 1
43 Xavier ARTIGAS	SPA	CFMOTO Racing PruestelGP	CFMOTO	238.2	Qualifying Nr. 2
53 Deniz ÖNCÜ	TUR	Red Bull KTM Ajo	KTM	237.8	Practice Nr. 1
27 Kaito TOBA	JPN	SIC58 Squadra Corse	HONDA	237.8	Practice Nr. 1
24 Tatsuki SUZUKI	JPN	Leopard Racing	HONDA	237.3	Qualifying Nr. 2
38 David SALVADOR	SPA	CIP Green Power	KTM	237.3	Qualifying Nr. 1
54 Riccardo ROSSI	ITA	SIC58 Squadra Corse	HONDA	236.9	Practice Nr. 3
99 José Antonio RUEDA	SPA	Red Bull KTM Ajo	KTM	236.9	Qualifying Nr. 2
6 Ryusei YAMANAKA	JPN	Autosolar GASGAS Aspar M3	GASGAS	236.9	Qualifying Nr. 2
5 Jaume MASIA	SPA	Leopard Racing	HONDA	236.4	Qualifying Nr. 2
92 David ALMANSA	SPA	CFMOTO Racing PruestelGP	CFMOTO	236.4	Practice Nr. 1
19 Scott OGDEN	GBR	VisionTrack Racing Team	HONDA	236.4	Practice Nr. 2
63 Syarifuddin AZMAN	MAL	MT Helmets - MSI	KTM	236.0	Qualifying Nr. 1
22 Ana CARRASCO	SPA	BOE Motorsports	KTM	236.0	Practice Nr. 1
10 Diogo MOREIRA	BRA	MT Helmets - MSI	KTM	235.5	Qualifying Nr. 2
7 Filippo FARIOLI	ITA	Red Bull KTM Tech3	KTM	235.1	Practice Nr. 1
18 Matteo BERTELLE	ITA	Rivacold Snipers Team	HONDA	235.1	Practice Nr. 2
95 Collin VEIJER	NED	Liqui Moly Husqvarna Intact GP	HUSQVARNA	234.7	Qualifying Nr. 2
64 Mario AJI	INA	Honda Team Asia	HONDA	233.3	Qualifying Nr. 1
70 Joshua WHATLEY	GBR	VisionTrack Racing Team	HONDA	232.9	Practice Nr. 2
72 Taiyo FURUSATO	JPN	Honda Team Asia	HONDA	232.5	Practice Nr. 1
55 Romano FENATI	ITA	Rivacold Snipers Team	HONDA	232.0	Practice Nr. 3

These data/results cannot be reproduced, stored and/or transmitted in whole or in part by any manner of electronic, mechanical, photocopying, recording, broadcasting or otherwise now known or herein after developed without the previous express consent by the copyright owner, except for reproduction in daily press and regular printed publications on sale to the public within 60 days of the event related to those data/results and always provided that copyright symbol appears together as follows below.

© DORNA, 2023

Official MotoGP Timing by TISSOT
www.motogp.com

Termas de Río Hondo, Sunday, April 02, 2023





Results and timing service provided by TISSOT

Moto3™

GRAN PREMIO MICHELIN® DE LA REPÚBLICA ARGENTINA

Race

Chronological Analysis of Performances

34

* Lap / Sector time cancelled **T1** Time from finish line to 1st intermediate **T3** Time from 2nd intermed. to 3rd intermed.
P Crossing the finish line in pit lane **T2** Time from 1st intermed. to 2nd intermed. **T4** Time from 3rd intermediate to finish line

Lap	Lap Time	T1	T2	T3	T4	Speed	Lap	Lap Time	T1	T2	T3	T4	Speed	
1st	24	Tatsuki SUZUKI Leopard Racing JPN						3	1'58.028	32.092	29.272	29.194	27.470	232.5
		Runs=1 Total laps=18 Full laps=17 Valid laps=17						4	1'57.961	31.768	29.449	29.189	27.555	229.1
1	2'02.898	35.453	29.302	29.641	28.502	230.8	5	1'57.161	31.650	29.245	28.935	27.331	227.4	
2	1'58.145	32.030	29.466	29.137	27.512	226.2	6	1'57.270	31.654	29.309	28.985	27.322	229.1	
3	1'56.942	31.620	29.194	28.657	27.471	227.8	7	1'57.408	31.728	29.133	28.870	27.677	228.2	
4	1'57.580	31.867	29.313	28.982	27.418	226.2	8	1'56.621	31.504	29.125	28.731	27.261	226.6	
5	1'57.079	31.671	29.244	28.751	27.413	226.2	9	1'56.573	31.344	29.012	28.831	27.386	229.5	
6	1'56.774	31.594	29.205	28.745	27.230	225.8	10	1'57.062	31.516	29.102	28.919	27.525	229.5	
7	1'56.590	31.520	29.050	28.743	27.277	226.2	11	1'57.197	31.736	29.100	28.836	27.525	228.2	
8	1'56.690	31.476	29.118	28.725	27.371	226.2	12	1'57.316	31.561	29.514	28.843	27.398	227.4	
9	1'56.594	31.407	29.150	28.721	27.316	226.6	13	1'57.587	31.764	29.271	28.949	27.603	232.0	
10	1'56.518	31.459	29.071	28.671	27.317	226.6	14	1'57.830	31.738	29.423	28.990	27.679	231.6	
11	1'56.586	31.420	29.035	28.758	27.373	226.2	15	1'58.082	31.981	29.036	29.227	27.838	234.7	
12	1'56.936	31.809	29.183	28.637	27.307	225.4	16	1'58.082	31.888	29.431	28.961	27.802	227.4	
13	1'56.530	31.581	29.116	28.616	27.217	226.6	17	1'57.765	31.904	29.046	29.120	27.695	229.9	
14	1'57.009	31.479	29.213	28.888	27.429	226.2	18	1'58.073	31.902	29.471	28.998	27.702	221.4	
15	1'57.840	31.785	29.228	29.069	27.758	226.6								
16	1'58.483	32.057	29.447	29.243	27.736	226.2								
17	1'58.945	32.161	29.451	29.336	27.997	227.0								
18	1'59.960	32.237	29.508	29.642	28.573	226.6								

2nd	10	Diogo MOREIRA MT Helmets - MSI BRA					
		Runs=1 Total laps=18 Full laps=17 Valid laps=16					
1	2'02.638	35.095	29.413	29.734	28.396	229.5	
2	2'00.455 *	32.745	29.949	29.965	27.796*	229.5	
3	1'57.997	31.967	29.343	29.186	27.501	232.5	
4	1'58.049	31.752	29.562	29.167	27.568	229.9	
5	1'57.058	31.620	29.118	28.980	27.340	232.9	
6	1'57.213	31.607	29.007	29.123	27.476	233.8	
7	1'57.458	31.739	29.174	28.990	27.555	231.2	
8	1'56.699	31.595	29.003	28.750	27.351	232.0	
9	1'56.514	31.376	28.946	28.879	27.313	231.6	
10	1'57.090	31.553	29.019	28.919	27.599	232.0	
11	1'57.203	31.796	28.994	28.890	27.523	234.2	
12	1'56.809	31.604	29.017	28.805	27.383	234.2	
13	1'57.068	31.702	28.939	28.875	27.552	232.5	
14	1'57.881	31.877	29.212	28.924	27.868	234.2	
15	1'58.425	32.047	29.336	29.045	27.997	225.0	
16	1'58.204	31.935	29.187	29.092	27.990	231.6	
17	1'58.163	32.254	29.144	29.158	27.607	231.2	
18	1'57.746	31.946	28.995	29.039	27.766	227.4	

4th	96	Daniel HOLGADO Red Bull KTM Tech3 SPA					
		Runs=1 Total laps=18 Full laps=17 Valid laps=16					
1	2'03.143	35.709	29.538	29.548	28.348	235.5	
2	1'58.519 *	32.535	29.318	29.142	27.524*	234.7	
3	1'58.224	31.892	29.466	29.038	27.828	228.7	
4	1'57.692	31.839	29.208	28.951	27.694	233.3	
5	1'57.586	31.656	29.177	29.108	27.645	234.2	
6	1'57.592	31.806	29.057	29.224	27.505	236.0	
7	1'57.059	31.589	28.969	29.078	27.423	232.9	
8	1'56.635	31.526	28.944	28.858	27.307	232.9	
9	1'56.809	31.667	28.912	28.747	27.483	232.5	
10	1'57.231	31.656	28.941	29.006	27.628	232.9	
11	1'57.372	31.862	28.933	28.916	27.661	231.6	
12	1'57.784	31.925	29.555	28.915	27.389	228.7	
13	1'57.202	31.714	28.915	28.898	27.675	233.8	
14	1'57.666	32.013	29.005	28.890	27.758	232.5	
15	1'58.300	32.140	29.074	29.129	27.957	233.3	
16	1'58.505	32.215	29.025	29.387	27.878	233.3	
17	1'59.692	32.421	29.490	29.655	28.126	230.8	
18	1'59.902	32.038	30.693	29.111	28.060	230.8	

3rd	16	Andrea MIGNO CIP Green Power ITA					
		Runs=1 Total laps=18 Full laps=17 Valid laps=17					
1	2'03.421	35.830	29.432	29.847	28.312	234.2	
2	1'59.361	32.381	29.343	29.596	28.041	235.5	

5th	19	Scott OGDEN VisionTrack Racing T GBR					
		Runs=1 Total laps=18 Full laps=17 Valid laps=17					
1	2'03.517	36.261	29.510	29.488	28.258	232.9	
2	1'58.810	32.373	29.345	29.434	27.658	234.2	
3	1'58.182	32.296	29.428	28.899	27.559	227.0	
4	1'57.468	31.802	29.143	28.962	27.561	232.5	
5	1'57.335	31.869	29.158	28.873	27.435	229.5	
6	1'57.641	31.770	29.236	29.060	27.575	230.8	

Fastest Lap: Jaume MASIA Leopard Racing SPA **1'55.936** 31.274 28.871 28.462 27.329

These data/results cannot be reproduced, stored and/or transmitted in whole or in part by any manner of electronic, mechanical, photocopying, recording, broadcasting or otherwise now known or herein after developed without the previous express consent by the copyright owner, except for reproduction in daily press and regular printed publications on sale to the public within 60 days of the event related to those data/results and always provided that copyright symbol appears together as follows below.
 © DORNA, 2023



Race

Moto3

Lap	Lap Time	T1	T2	T3	T4	Speed	Lap	Lap Time	T1	T2	T3	T4	Speed		
7	1'56.979	31.492	29.111	28.968	27.408	231.2	8th 43 Xavier ARTIGAS CFMOTO Racing Pru SPA Runs=1 Total laps=18 Full laps=17 Valid laps=17	1	2'03.583	36.407	29.557	29.603	28.016	233.3	
8	1'56.744	31.549	29.037	28.800	27.358	228.7		2	1'59.262	32.441	29.391	29.485	27.945	233.8	
9	1'56.778	31.554	29.090	28.712	27.422	229.5		3	1'57.469	31.894	29.054	28.940	27.581	230.3	
10	1'57.244	31.573	29.125	28.839	27.707	228.7		4	1'57.117	31.719	29.066	28.897	27.435	233.8	
11	1'57.895	32.068	29.401	28.841	27.585	230.3		5	1'57.418	31.474	29.168	29.017	27.759	232.9	
12	1'57.448	31.535	29.329	28.940	27.644	229.1		6	1'57.715	31.831	29.071	29.148	27.665	230.3	
13	1'57.067	31.518	29.103	28.785	27.661	227.8		7	1'56.761	31.641	28.872	28.873	27.375	234.7	
14	1'57.829	31.822	29.466	28.754	27.787	229.9		8	1'56.777	31.568	29.160	28.793	27.256	235.5	
15	1'58.094	31.907	29.146	29.120	27.921	233.3		9	1'56.793	31.427	28.908	28.771	27.687	234.7	
16	1'58.356	32.054	29.321	29.119	27.862	231.6		10	1'57.407	31.670	29.080	28.886	27.771	231.6	
17	1'57.742	32.423	29.217	28.652	27.450	229.1		11	1'57.266	31.706	28.957	28.745	27.858	231.6	
18	1'58.482	31.809	30.068	28.873	27.732	230.8		12	1'57.270	31.570	29.076	28.883	27.741	233.8	
6th 82 Stefano NEPA Angeluss MTA Team ITA Runs=1 Total laps=18 Full laps=17 Valid laps=17	1	2'05.288	36.824	29.858	30.016	28.590		230.3	13	1'57.152	31.785	28.923	28.815	27.629	229.9
2	1'59.439	32.368	29.380	29.805	27.886	234.2		14	2'06.767	31.517	29.225	28.897	37.128	227.0	
3	2'00.356	32.948	29.505	29.572	28.331	232.0		15	2'00.192	33.428	29.654	29.125	27.985	228.7	
4	1'58.800	32.066	29.465	29.424	27.845	233.8		16	1'57.374	31.659	29.083	28.896	27.736	229.1	
5	1'58.119	31.803	29.326	29.234	27.756	232.9		17	1'57.031	31.532	28.888	29.001	27.610	232.9	
6	1'57.456	31.764	29.063	29.074	27.555	231.6		18	1'57.212	31.536	29.125	28.878	27.673	231.2	
7	1'57.449	31.725	29.108	29.121	27.495	232.5	9th 6 Ryusei YAMANAKA Autosolar GASGAS A JPN Runs=1 Total laps=18 Full laps=17 Valid laps=17	1	2'06.834	37.801	30.233	30.278	28.522	232.9	
8	1'57.516	31.959	28.913	29.023	27.621	233.8	2	2'00.416	32.569	29.930	29.699	28.218	229.1		
9	1'57.579	31.952	28.983	28.999	27.645	236.4	3	1'59.292	32.231	29.874	29.315	27.872	226.6		
10	1'57.665	31.862	28.785	28.956	28.062	236.9	4	1'58.240	32.045	29.493	28.997	27.705	228.2		
11	1'58.162	32.166	29.021	29.245	27.730	234.2	5	1'58.240	31.783	29.484	29.111	27.862	226.6		
12	1'57.511	31.792	28.985	29.085	27.649	230.8	6	1'57.928	31.866	29.502	29.058	27.502	226.2		
13	1'57.440	31.838	29.125	28.842	27.635	228.7	7	1'57.582	31.697	29.611	28.967	27.307	225.8		
14	1'57.479	31.852	29.203	28.806	27.618	228.2	8	1'57.435	31.632	29.331	28.948	27.524	228.2		
15	1'57.681	32.011	29.162	28.904	27.604	228.2	9	1'57.664	31.606	29.424	29.164	27.470	229.1		
16	1'57.222	31.695	29.058	28.947	27.522	229.1	10	1'57.208	31.606	29.392	28.835	27.375	226.6		
17	1'57.310	31.739	29.028	28.920	27.623	229.5	11	1'57.669	31.863	29.242	29.081	27.483	232.5		
18	1'57.492	31.733	29.115	29.020	27.624	229.5	12	1'57.453	31.668	29.169	28.969	27.647	232.0		
7th 27 Kaito TOBA SIC58 Squadra Corse JPN Runs=1 Total laps=18 Full laps=17 Valid laps=17	1	2'05.375	37.030	29.990	29.820	28.535	233.8	13	1'57.708	31.789	29.265	29.055	27.599	234.7	
2	1'59.650	32.433	29.419	29.709	28.089	236.4	14	1'57.523	31.795	29.387	28.883	27.458	232.0		
3	1'59.196	32.379	29.333	29.344	28.140	231.2	15	1'57.914	31.732	29.486	28.885	27.811	229.5		
4	1'58.550	32.171	29.209	29.065	28.105	229.9	16	1'57.383	32.120	29.109	28.798	27.356	231.6		
5	1'57.716	31.684	29.409	29.017	27.606	230.8	17	1'57.163	31.731	29.115	28.770	27.547	231.2		
6	1'57.550	31.667	29.188	28.993	27.702	231.6	18	1'57.291	31.604	29.195	28.798	27.694	232.9		
7	1'57.649	31.769	29.195	29.027	27.658	233.3	10th 38 David SALVADOR CIP Green Power SPA Runs=1 Total laps=18 Full laps=17 Valid laps=17	1	2'05.649	37.913	29.722	29.954	28.060	233.8	
8	1'58.055	31.715	29.250	29.150	27.940	225.4	2	1'59.171	32.405	29.406	29.591	27.769	234.7		
9	1'57.525	31.692	29.195	28.947	27.691	225.8	3	1'59.411	32.679	29.407	29.366	27.959	231.2		
10	1'58.224	31.754	29.195	29.033	28.242	225.4	4	1'58.282	32.245	29.351	29.047	27.639	229.5		
11	1'58.515	31.937	29.595	29.144	27.839	229.5	5	1'57.614	31.759	29.450	29.042	27.363	229.5		
12	1'57.696	31.759	29.138	29.099	27.700	231.2	6	1'57.556	31.732	29.077	29.023	27.724	230.3		
13	1'58.099	31.944	29.189	29.133	27.833	232.5	7	1'58.053	31.714	29.401	29.032	27.906	228.2		
14	1'57.773	31.790	29.127	29.124	27.732	231.6	8	1'58.261	31.872	29.418	29.174	27.797	230.3		
15	1'57.710	31.667	29.276	28.879	27.888	232.0	9	1'57.452	31.834	29.214	28.930	27.474	229.1		
16	1'56.882	31.782	28.816	28.829	27.455	234.2	10	1'57.850	31.781	29.235	28.951	27.883	229.9		
17	1'56.948	31.448	28.913	28.957	27.630	227.8	11	1'58.208	31.918	29.486	29.108	27.696	226.6		
18	1'57.145	31.470	29.199	28.838	27.638	227.4	12	1'58.283	31.859	29.631	29.108	27.685	228.7		

Fastest Lap: Jaume MASIA	Leopard Racing	SPA	1'55.936	31.274	28.871	28.462	27.329
---------------------------------	----------------	-----	-----------------	--------	--------	--------	--------

These data/results cannot be reproduced, stored and/or transmitted in whole or in part by any manner of electronic, mechanical, photocopying, recording, broadcasting or otherwise now known or herein after developed without the previous express consent by the copyright owner, except for reproduction in daily press and regular printed publications on sale to the public within 60 days of the event related to those data/results and always provided that copyright symbol appears together as follows below.
© DORNA, 2023

Race

Moto3

Lap	Lap Time	T1	T2	T3	T4	Speed	Lap	Lap Time	T1	T2	T3	T4	Speed
13	1'57.351	31.787	29.142	28.981	27.441	231.6	6	1'58.710	32.159	29.430	29.234	27.887	223.7
14	1'57.653	31.758	29.293	29.018	27.584	228.7	7	1'58.576	32.098	29.444	29.170	27.864	224.1
15	1'58.393	31.821	29.473	28.964	28.135	228.7	8	1'58.647	32.026	29.575	29.111	27.935	223.3
16	1'57.182	31.764	29.065	28.874	27.479	232.5	9	1'58.518	32.079	29.383	29.181	27.875	224.5
17	1'57.154	31.619	28.948	28.859	27.728	233.3	10	1'58.105	31.973	29.392	28.945	27.795	225.0
18	1'57.460	31.568	29.208	29.083	27.601	232.0	11	1'58.025	31.972	29.378	28.996	27.679	223.3

11th 63 Syarifuddin AZMAN MT Helmets - MSI MAL
 Runs=1 Total laps=18 Full laps=17 Valid laps=17

1	2'05.518	37.287	29.819	30.124	28.288	233.8
2	2'00.069	32.420	29.418	29.671	28.560	235.5
3	1'58.889	32.300	29.442	29.133	28.014	229.5
4	1'58.453	32.189	29.356	29.066	27.842	230.8
5	1'57.863	31.907	29.441	28.960	27.555	229.5
6	1'57.354	31.637	29.251	28.886	27.580	231.2
7	1'57.926	31.840	29.219	29.152	27.715	232.0
8	1'58.050	31.960	29.142	29.138	27.810	234.2
9	1'58.021	31.988	29.364	28.991	27.678	231.6
10	1'58.333	31.895	29.225	29.161	28.052	230.8
11	1'58.346	31.994	29.341	29.372	27.639	230.8
12	1'57.779	32.086	29.099	28.898	27.696	232.5
13	1'57.488	31.953	29.138	28.822	27.575	230.8
14	1'57.630	31.864	29.252	28.854	27.660	229.5
15	1'57.909	31.787	29.463	29.014	27.645	228.7
16	1'57.402	31.879	29.124	28.897	27.502	230.3
17	1'57.495	31.786	29.057	29.093	27.559	229.9
18	1'57.607	31.739	29.311	29.011	27.546	226.6

12th 18 Matteo BERTELLE Rivacold Snipers Tea ITA
 Runs=1 Total laps=18 Full laps=17 Valid laps=17

1	2'04.260	36.551	29.990	29.651	28.068	229.1
2	1'59.470	32.511	29.832	29.219	27.908	229.9
3	1'58.245	31.780	29.304	29.084	28.077	226.2
4	1'58.987	32.175	29.499	29.448	27.865	228.2
5	1'58.865	31.928	29.438	29.581	27.918	225.8
6	1'58.520	31.905	29.473	29.227	27.915	226.6
7	1'58.164	31.958	29.289	29.227	27.690	228.7
8	1'58.137	31.822	29.260	29.392	27.663	227.0
9	1'57.910	31.870	29.277	29.116	27.647	229.9
10	1'57.802	31.824	29.244	29.086	27.648	227.8
11	1'58.288	31.936	29.312	29.211	27.829	226.6
12	1'58.187	31.921	29.268	29.255	27.743	228.7
13	1'58.254	32.005	29.282	29.200	27.767	230.3
14	1'58.636	32.361	29.411	28.960	27.904	224.5
15	1'58.136	31.831	29.322	29.189	27.794	225.4
16	1'57.748	31.703	29.280	29.003	27.762	225.8
17	1'59.403	32.152	29.817	29.404	28.030	224.5
18	1'59.823	32.114	29.827	29.552	28.330	224.5

13th 55 Romano FENATI Rivacold Snipers Tea ITA
 Runs=1 Total laps=18 Full laps=17 Valid laps=16

1	2'06.158	37.674	30.298	29.992	28.194	228.7
2	2'00.543 *	32.727	29.773	29.678	28.365*	227.4
3	2'01.153	33.452	29.798	29.480	28.423	225.8
4	1'59.804	32.453	29.717	29.514	28.120	224.1
5	1'58.910	32.153	29.556	29.218	27.983	224.1

14th 80 David ALONSO Autosolar GASGAS A COL
 Runs=1 Total laps=18 Full laps=17 Valid laps=17

1	2'03.942	36.141	29.697	29.902	28.202	233.8
2	1'59.965	32.665	29.687	29.795	27.818	229.9
3	1'59.007	32.285	29.541	29.472	27.709	232.0
4	1'58.395	32.067	29.335	29.293	27.700	231.2
5	1'58.044	31.989	29.209	29.197	27.649	232.0
6	1'58.192	31.960	29.382	29.190	27.660	227.4
7	1'58.381	32.031	29.534	29.128	27.688	228.2
8	1'57.939	31.968	29.017	29.201	27.753	236.0
9	1'57.866	32.144	29.146	29.074	27.502	230.3
10	1'58.132	31.855	29.226	29.251	27.800	231.6
11	1'58.230	32.117	29.147	29.244	27.722	235.5
12	1'58.305	31.874	29.126	29.424	27.881	232.0
13	1'58.873	32.075	29.366	29.366	28.066	232.0
14	1'59.559	32.662	29.434	29.417	28.046	227.8
15	2'00.228	32.435	29.654	29.797	28.342	227.0
16	1'59.834	32.436	29.617	29.607	28.174	227.8
17	2'00.014	32.424	29.593	29.769	28.228	227.0
18	2'00.717	32.546	29.859	29.830	28.482	225.0

15th 70 Joshua WHATLEY VisionTrack Racing T GBR
 Runs=1 Total laps=18 Full laps=17 Valid laps=17

1	2'05.990	37.999	29.826	30.015	28.150	230.8
2	2'00.001	32.592	29.630	29.755	28.024	225.8
3	1'59.516	32.488	29.563	29.543	27.922	225.0
4	1'59.168	32.188	29.723	29.437	27.820	225.0
5	1'58.792	32.221	29.650	29.282	27.639	226.6
6	1'58.702	32.029	29.509	29.397	27.767	225.0
7	1'59.034	32.077	29.777	29.459	27.721	221.8
8	1'58.729	32.120	29.572	29.326	27.711	222.5
9	1'58.662	32.165	29.486	29.246	27.765	222.2
10	1'58.862	32.152	29.521	29.349	27.840	221.8
11	1'59.067	32.301	29.777	29.199	27.790	219.4
12	1'59.611	32.562	29.787	29.350	27.912	226.2
13	1'58.956	32.066	29.559	29.344	27.987	219.0
14	1'59.602	32.367	29.741	29.457	28.037	221.4
15	1'59.863	32.395	29.918	29.444	28.106	221.0
16	1'59.955	32.338	29.925	29.545	28.147	220.2
17	2'00.505	32.507	30.051	29.641	28.306	220.2
18	2'00.359	32.506	30.053	29.649	28.151	220.6

Fastest Lap: Jaume MASIA Leopard Racing SPA **1'55.936** 31.274 28.871 28.462 27.329

These data/results cannot be reproduced, stored and/or transmitted in whole or in part by any manner of electronic, mechanical, photocopying, recording, broadcasting or otherwise now known or herein after developed without the previous express consent by the copyright owner, except for reproduction in daily press and regular printed publications on sale to the public within 60 days of the event related to those data/results and always provided that copyright symbol appears together as follows below.
 © DORNA, 2023



Race

Moto3

Lap	Lap Time	T1	T2	T3	T4	Speed	Lap	Lap Time	T1	T2	T3	T4	Speed	
16th	44	David MUÑOZ				BOE Motorsports	SPA	13	1'59.172	32.120	29.768	29.429	27.855	225.0
		Runs=1	Total laps=18	Full laps=17	Valid laps=15		14	1'59.072	32.379	29.674	29.354	27.665	225.0	
1	2'04.935	37.168	29.782	30.049	27.936	234.7	15	1'58.865	32.275	29.587	29.249	27.754	225.0	
2	1'59.299	32.354	29.644	29.560	27.741	233.3	16	1'59.038	32.259	29.554	29.483	27.742	227.8	
3	1'57.946	31.797	29.424	29.182	27.543	230.3	17	1'58.350	32.036	29.419	29.312	27.583	227.0	
4	1'57.595 *	31.625	29.500	29.015	27.455*	230.8	18	1'58.544	32.144	29.747	29.241	27.412	225.0	
5	1'57.380	31.612	29.213	29.121	27.434	231.2								
6	1'57.298	31.572	29.332	28.999	27.395	230.3	19th	48	Ivan ORTOLÁ				Angeluss MTA Team	SPA
7	1'57.073	31.612	29.264	28.923	27.274	230.3			Runs=1	Total laps=18	Full laps=17	Valid laps=16		
8	1'56.547	31.448	29.040	28.840	27.219	233.3	1	2'02.835	35.211	29.427	29.858	28.339	228.7	
9	1'56.419	31.403	28.967	28.737	27.312	232.9	2	1'59.392	32.422	29.761	29.394	27.815	224.1	
10	1'56.567	31.457	28.947	28.913	27.250	235.1	3	1'58.199	31.821	29.352	29.227	27.799	225.8	
11	1'57.095	31.805	28.975	28.777	27.538	235.1	4	1'57.702	31.782	29.347	29.054	27.519	227.8	
12	1'56.512	31.709	28.915	28.625	27.263	232.0	5	1'57.356	31.632	29.357	28.948	27.419	227.0	
13	1'57.642	31.827	29.176	28.777	27.862	229.1	6	1'57.621	31.817	29.198	29.006	27.600	230.3	
14	2'26.558	31.638	29.130	28.880	56.910	230.3	7	1'57.685	31.547	29.480	28.924	27.734	228.7	
15	2'00.668 *	33.489	29.779	29.348	28.052*	227.8	8	1'57.452	31.523	29.447	28.822	27.660	229.1	
16	1'59.357	32.086	29.706	29.525	28.040	227.4	9	1'56.957 *	31.487	29.177	28.652	27.641*	228.7	
17	1'59.368	32.134	29.648	29.452	28.134	227.8	10	2'22.158	51.501	31.511	30.133	29.013	219.0	
18	1'59.442	32.222	29.754	29.369	28.097	228.7	11	2'00.576	32.628	29.776	29.629	28.543	219.0	
							12	1'59.991	32.433	29.691	29.596	28.271	221.0	
17th	92	David ALMANSA				CFMOTO Racing Pru	SPA	13	1'59.450	32.109	29.649	29.505	28.187	220.6
		Runs=1	Total laps=18	Full laps=17	Valid laps=17		14	2'00.043	32.303	29.751	29.629	28.360	220.6	
1	2'03.700	36.915	29.326	29.590	27.869	232.0	15	1'59.366	32.311	29.510	29.348	28.197	221.0	
2	1'58.892	32.390	29.439	29.518	27.545	236.0	16	1'59.431	32.255	29.551	29.390	28.235	221.0	
3	1'57.475	31.872	29.050	28.874	27.679	232.5	17	1'59.581	32.338	29.592	29.592	28.059	221.0	
4	1'56.840	31.748	28.968	28.868	27.256	234.7	18	1'59.390	32.224	29.571	29.451	28.144	225.4	
5	1'57.640	31.584	29.387	29.087	27.582	228.2								
6	1'57.942	31.988	29.305	29.181	27.468	230.8	20th	7	Filippo FARIOLI				Red Bull KTM Tech3	ITA
7	1'56.990	31.572	29.101	28.962	27.355	231.2			Runs=1	Total laps=18	Full laps=17	Valid laps=17		
8	1'56.284	31.558	28.892	28.703	27.131	234.7	1	2'08.621	38.251	30.432	30.759	29.179	230.3	
9	1'56.804	31.377	29.011	28.835	27.581	226.6	2	2'02.128	33.284	30.439	29.956	28.449	223.3	
10	1'57.575	31.577	29.266	28.849	27.883	226.6	3	2'00.995	32.749	30.044	29.999	28.203	224.5	
11	1'57.273	31.613	28.769	29.445	27.446	232.0	4	2'00.315	32.612	29.904	29.725	28.074	224.1	
12	1'57.597	31.551	29.074	29.108	27.864	230.8	5	1'59.830	32.558	29.828	29.626	27.818	223.3	
13	1'57.598	31.962	28.974	29.010	27.652	232.9	6	1'59.705	32.205	29.582	29.569	28.349	224.1	
14	1'57.728	31.635	28.951	28.901	28.241	234.2	7	1'59.540	32.418	29.691	29.379	28.052	225.0	
15	1'58.299	31.945	29.051	29.119	28.184	230.8	8	1'59.252	32.318	29.731	29.345	27.858	225.0	
16	1'58.257	31.713	29.417	29.186	27.941	228.2	9	1'58.888	32.000	29.593	29.385	27.910	224.5	
17	1'57.958	31.878	29.097	29.305	27.678	230.3	10	1'59.309	32.231	29.621	29.351	28.106	225.0	
18	2'35.206	31.872	1'03.960	30.438	28.936	227.4	11	1'59.668	32.338	29.770	29.436	28.124	224.5	
							12	2'00.206	32.517	29.652	29.945	28.092	227.4	
18th	72	Taiyo FURUSATO				Honda Team Asia	JPN	13	1'59.844	32.447	29.581	29.833	27.983	225.8
		Runs=1	Total laps=18	Full laps=17	Valid laps=17		14	1'59.392	32.499	29.609	29.325	27.959	224.5	
1	2'09.424	38.619	30.743	30.927	29.135	229.1	15	1'59.992	32.559	29.751	29.756	27.926	227.0	
2	2'03.220	33.713	30.251	30.558	28.698	228.2	16	1'59.511	32.170	29.688	29.583	28.070	225.8	
3	2'01.509	33.059	30.262	30.162	28.026	227.4	17	1'59.133	32.217	29.519	29.626	27.771	228.2	
4	2'00.447	33.032	29.849	29.636	27.930	229.5	18	1'59.150	32.164	29.765	29.373	27.848	227.8	
5	2'00.125	32.498	30.033	29.802	27.792	225.0								
6	1'59.956	32.496	29.745	29.821	27.894	225.0	21st	22	Ana CARRASCO				BOE Motorsports	SPA
7	1'59.497	32.341	29.617	29.631	27.908	225.4			Runs=1	Total laps=18	Full laps=17	Valid laps=17		
8	1'59.294	32.157	29.801	29.582	27.754	225.8	1	2'10.130	38.924	30.861	31.084	29.261	226.6	
9	2'00.018	32.485	29.655	29.791	28.087	228.7	2	2'02.900	33.209	30.359	30.517	28.815	229.1	
10	1'59.296	32.293	29.733	29.534	27.736	224.1	3	2'01.480	32.875	29.896	30.473	28.236	227.8	
11	1'59.108	32.325	29.576	29.534	27.673	223.7	4	2'01.155	32.835	30.069	30.033	28.218	229.5	
12	1'58.947	32.255	29.610	29.416	27.666	224.5	5	2'00.213	32.601	29.918	29.793	27.901	229.1	

Fastest Lap: Jaume MASIA Leopard Racing SPA **1'55.936** 31.274 28.871 28.462 27.329

These data/results cannot be reproduced, stored and/or transmitted in whole or in part by any manner of electronic, mechanical, photocopying, recording, broadcasting or otherwise now known or herein after developed without the previous express consent by the copyright owner, except for reproduction in daily press and regular printed publications on sale to the public within 60 days of the event related to those data/results and always provided that copyright symbol appears together as follows below.
© DORNA, 2023

Race

Moto3

Lap	Lap Time	T1	T2	T3	T4	Speed	Lap	Lap Time	T1	T2	T3	T4	Speed				
6	1'59.949	32.467	29.646	29.772	28.064	229.5	24th 53	Deniz ÖNCÜ	Red Bull KTM Ajo				TUR				
7	1'59.522	32.356	29.582	29.578	28.006	228.7			Runs=1	Total laps=18	Full laps=17		Valid laps=17				
8	1'59.336	32.221	29.534	29.598	27.983	229.1			1	2'02.706	35.369	29.452	29.578	28.307	230.8		
9	1'59.583	32.186	29.819	29.458	28.120	229.1			2	1'57.716	32.037	29.413	28.834	27.432	224.5		
10	2'00.375	32.400	29.659	29.784	28.532	229.1			3	2'25.575	31.690	29.180	28.658	56.047	226.2		
11	1'59.763	32.459	29.663	29.589	28.052	230.3			4	2'24.257	55.389	30.766	30.014	28.088	214.9		
12	1'59.959	32.315	29.573	29.775	28.296	229.9			5	2'01.292	32.321	30.324	29.979	28.668	217.1		
13	1'59.253	32.305	29.525	29.553	27.870	226.6			6	1'59.752	32.191	29.778	29.583	28.200	217.9		
14	1'59.566	32.260	29.588	29.716	28.002	228.2			7	2'00.426	32.134	30.178	29.699	28.415	217.5		
15	2'00.096	32.495	29.564	29.991	28.046	229.9			8	1'58.856	32.031	29.632	29.115	28.078	219.4		
16	1'59.530	32.509	29.579	29.649	27.793	225.0			9	1'58.758	31.951	29.734	29.145	27.928	219.0		
17	1'59.177	32.232	29.575	29.549	27.821	226.6			10	1'59.119	31.902	29.873	29.424	27.920	218.7		
18	2'00.030	32.185	29.802	29.899	28.144	225.4			11	1'59.339	32.036	29.773	29.383	28.147	218.7		
22nd 95	Collin VEIJER	Liqui Moly Husqvarna				NED			12	1'58.920	32.062	29.690	29.226	27.942	217.9		
		Runs=1	Total laps=18	Full laps=17		Valid laps=17			13	1'58.775	31.938	29.481	29.324	28.032	219.4		
		1	2'08.977	38.411	30.469	30.925			29.172	230.8	14	1'58.703	31.915	29.872	29.021	27.895	218.3
		2	2'03.221	33.810	30.353	30.496			28.562	228.7	15	1'59.496	31.914	29.853	29.442	28.287	218.7
		3	2'01.650	33.077	29.919	30.183			28.471	230.3	16	1'58.159	31.784	29.698	28.952	27.725	219.4
		4	2'01.465	33.224	30.064	30.050	28.127	229.9	17	2'00.297	32.823	29.955	29.369	28.150	218.7		
		5	2'00.073	32.785	29.709	29.732	27.847	229.9	18	1'59.112	31.909	29.793	29.090	28.320	219.8		
		6	2'00.029	32.707	29.530	29.726	28.066	229.1	25th 54	Riccardo ROSSI	SIC58 Squadra Corse				ITA		
		7	1'59.616	32.609	29.504	29.566	27.937	229.9			Runs=1	Total laps=17	Full laps=16		Valid laps=16		
		8	1'59.427	32.382	29.480	29.675	27.890	229.1			1	2'04.490	36.687	29.660	29.953	28.190	234.7
		9	1'59.417	32.511	29.492	29.477	27.937	229.9			2	1'59.653	32.514	29.426	29.868	27.845	233.3
		10	1'59.942	32.587	29.502	29.762	28.091	229.5			3	1'58.572	32.203	29.277	29.372	27.720	232.9
		11	1'59.746	32.521	29.413	29.747	28.065	229.5			4	1'57.876	31.786	29.294	29.062	27.734	231.6
		12	1'59.544	32.436	29.526	29.678	27.904	229.9			5	1'57.398	31.683	29.190	29.044	27.481	227.4
		13	1'59.473	32.420	29.478	29.570	28.005	229.1			6	1'57.271	31.623	29.266	28.952	27.430	225.8
		14	2'00.227	32.758	29.822	29.556	28.091	228.7			7	1'56.881	31.541	29.082	28.852	27.406	227.4
		15	2'00.311	32.711	29.666	29.831	28.103	231.2			8	1'57.179	31.534	29.185	28.980	27.480	227.4
		16	2'00.518	32.824	29.850	29.616	28.228	226.6			9	1'56.852	31.449	29.167	28.868	27.368	226.6
17	1'59.485	32.391	29.455	29.633	28.006	230.8	10	1'57.189			31.526	29.181	29.005	27.477	226.6		
18	2'00.614	32.501	29.507	29.951	28.655	230.8	11	1'57.339			31.622	29.320	28.822	27.575	225.4		
23rd 99	José Antonio RUED	Red Bull KTM Ajo				SPA	12	1'57.446			31.619	29.231	29.116	27.480	226.2		
		Runs=1	Total laps=18	Full laps=17		Valid laps=17	13	1'57.064			31.598	29.207	28.869	27.390	227.0		
		1	2'09.271	38.100	31.046	30.898	29.227	228.2			14	1'57.280	31.644	29.207	28.880	27.549	225.8
		2	2'02.367	33.634	29.966	30.333	28.434	229.9			15	1'57.371	31.786	29.227	28.904	27.454	224.5
		3	2'01.110	32.841	29.885	29.893	28.491	229.1			16	1'57.596	31.878	29.248	28.969	27.501	227.4
		4	2'00.127	32.572	29.765	29.645	28.145	229.9	17	1'57.843	32.171	29.449	28.917	27.306	227.8		
		5	2'00.158	32.424	29.746	29.808	28.180	230.3	unfinished	31.816	29.106	29.050	229.5				
		6	2'00.001	32.494	29.720	29.588	28.199	229.5	26th 5	Jaume MASIA	Leopard Racing				SPA		
		7	2'00.065	32.526	29.602	29.680	28.257	229.1			Runs=1	Total laps=13	Full laps=12		Valid laps=12		
		8	2'00.182	32.451	29.970	29.583	28.178	224.1			1	2'03.231	35.924	29.445	29.542	28.320	234.7
		9	2'00.379	32.473	29.675	29.877	28.354	228.7			2	1'58.126	32.248	29.441	28.938	27.499	228.2
		10	2'00.753	32.591	29.853	29.905	28.404	232.5			3	1'57.843	31.928	29.399	29.056	27.460	227.0
		11	1'59.790	32.560	29.582	29.588	28.060	229.9			4	1'57.541	31.760	29.290	28.834	27.657	226.2
		12	1'59.982	32.341	29.574	29.865	28.202	231.6			5	1'58.262	31.897	29.665	29.064	27.636	225.8
		13	2'00.279	32.958	29.649	29.520	28.152	231.2			6	1'57.141	31.762	29.124	28.902	27.353	232.5
		14	2'00.198	32.433	29.558	29.752	28.455	230.8			7	1'57.034	31.435	29.174	28.715	27.710	230.3
		15	2'00.102	32.603	29.519	29.748	28.232	230.3			8	1'56.797	31.522	29.104	28.727	27.444	230.3
		16	1'59.971	32.520	29.688	29.495	28.268	228.7			9	1'56.855	31.326	28.968	28.836	27.725	230.8
17	1'59.745	32.366	29.514	29.646	28.219	230.3	10	1'57.103			31.571	29.078	28.934	27.520	229.1		
18	2'00.471	32.465	29.576	30.011	28.419	227.4	11	1'57.130			31.583	29.151	28.728	27.668	226.2		
							12	1'56.653			31.466	29.083	28.615	27.489	226.2		

Fastest Lap: Jaume MASIA Leopard Racing SPA **1'55.936** 31.274 28.871 28.462 27.329

These data/results cannot be reproduced, stored and/or transmitted in whole or in part by any manner of electronic, mechanical, photocopying, recording, broadcasting or otherwise now known or herein after developed without the previous express consent by the copyright owner, except for reproduction in daily press and regular printed publications on sale to the public within 60 days of the event related to those data/results and always provided that copyright symbol appears together as follows below.
© DORNA, 2023

Race

Moto3

Lap	Lap Time	T1	T2	T3	T4	Speed	Lap	Lap Time	T1	T2	T3	T4	Speed
13	1'55.936	31.274	28.871	28.462	27.329	226.2							

27th 64 Mario AJI Honda Team Asia INA
 Runs=1 Total laps=13 Full laps=12 Valid laps=12

1	2'05.573	37.369	29.836	30.129	28.239	229.5
2	1'59.760	32.550	29.581	29.604	28.025	228.7
3	1'59.375	32.392	29.876	29.286	27.821	225.8
4	1'58.467	32.111	29.500	29.144	27.712	228.2
5	1'58.199	31.970	29.612	29.086	27.531	225.0
6	1'57.544	31.623	29.405	29.085	27.431	223.3
7	1'57.767	31.581	29.392	29.123	27.671	226.2
8	1'58.160	31.977	29.426	29.155	27.602	223.7
9	1'57.919	31.787	29.359	29.037	27.736	227.8
10	1'57.836	31.715	29.322	29.079	27.720	227.4
11	1'58.403	31.976	29.546	29.224	27.657	226.6
12	1'58.168	32.138	29.413	28.987	27.630	226.6
13	1'58.162	31.755	29.389	29.105	27.913	228.2

28th 71 Ayumu SASAKI Liqui Moly Husqvarna JPN
 Runs=1 Total laps=10 Full laps=9 Valid laps=9

1	2'03.078	35.640	29.399	29.631	28.408	232.0
2	1'58.868	32.544	29.230	29.448	27.646	230.8
3	1'57.663	31.858	29.147	28.968	27.690	232.0
4	1'57.538	31.780	29.284	28.858	27.616	231.2
5	1'57.584	31.620	29.392	29.042	27.530	228.2
6	1'57.134	31.725	29.142	28.989	27.278	229.9
7	1'56.834	31.624	29.100	28.738	27.372	229.5
8	1'56.674	31.756	29.029	28.568	27.321	228.7
9	1'57.293	31.580	28.969	28.706	28.038	229.9
10	2'34.410	31.589	28.874	28.696	1'05.251	229.1

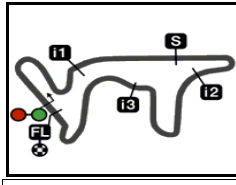
Fastest Lap: Jaume MASIA Leopard Racing SPA **1'55.936** 31.274 28.871 28.462 27.329

These data/results cannot be reproduced, stored and/or transmitted in whole or in part by any manner of electronic, mechanical, photocopying, recording, broadcasting or otherwise now known or herein after developed without the previous express consent by the copyright owner, except for reproduction in daily press and regular printed publications on sale to the public within 60 days of the event related to those data/results and always provided that copyright symbol appears together as follows below.
 © DORNA, 2023

Official MotoGP Timing by TISSOT
 www.motogp.com

Termas de Río Hondo, Sunday, April 02, 2023 Page 6 of 6





4806 m.

GRAN PREMIO MICHELIN® DE LA REPÚBLICA ARGENTINA
Race
Analysis by Lap

Moto3™

35

Num Lap Time Gap

Lap 1		Lap 3		Lap 5		Lap 7		Lap 9	
10	2'02.638	24	1'56.942	24	1'57.079	24	1'56.590	24	1'56.594
53	2'02.706	5	1'57.843	92	1'57.640	71	1'56.834	92	1'56.804
48	2'02.835	71	1'57.663	71	1'57.584	5	1'57.034	71	1'57.293
24	2'02.898	96	1'58.224	43	1'57.418	43	1'56.761	5	1'56.855
71	2'03.078	92	1'57.475	5	1'58.262	92	1'56.990	43	1'56.793
96	2'03.143	43	1'57.469	96	1'57.586	96	1'57.059	96	1'56.809
5	2'03.231	48	1'58.199	19	1'57.335	19	1'56.979	19	1'56.778
16	2'03.421	19	1'58.182	48	1'57.356	16	1'57.408	16	1'56.573
19	2'03.517	16	1'58.028	16	1'57.161	48	1'57.685	10	1'56.514
43	2'03.583	10	1'57.997	10	1'57.058	10	1'57.458	44	1'56.419
92	2'03.700	18	1'58.245	44	1'57.380	44	1'57.073	48	1'56.957
80	2'03.942	44	1'57.946	54	1'57.398	54	1'56.881	54	1'56.852
18	2'04.260	54	1'58.572	80	1'58.044	27	1'57.649	27	1'57.525
54	2'04.490	80	1'59.007	18	1'58.865	38	1'58.053	38	1'57.452
44	2'04.935	27	1'59.196	38	1'57.614	80	1'58.381	80	1'57.866
82	2'05.288	38	1'59.411	27	1'57.716	63	1'57.926	82	1'57.579
27	2'05.375	63	1'58.889	63	1'57.863	18	1'58.164	63	1'58.021
63	2'05.518	64	1'59.375	64	1'58.199	64	1'57.767	18	1'57.910
64	2'05.573	82	2'00.356	82	1'58.119	82	1'57.449	64	1'57.919
38	2'05.649	70	1'59.516	6	1'58.240	6	1'57.582	6	1'57.664
70	2'05.990	6	1'59.292	70	1'58.792	70	1'59.034	70	1'58.662
55	2'06.158	55	2'01.153	55	1'58.910	55	1'58.576	55	1'58.518
6	2'06.834	7	2'00.995	7	1'59.830	7	1'59.540	7	1'58.888
7	2'08.621	99	2'01.110	99	2'00.158	99	2'00.065	72	2'00.018
95	2'08.977	95	2'01.650	72	2'00.125	72	1'59.497	99	2'00.379
99	2'09.271	72	2'01.509	95	2'00.073	95	1'59.616	95	1'59.417
72	2'09.424	22	2'01.480	22	2'00.213	22	1'59.522	22	1'59.583
22	2'10.130	53	2'25.575	53	2'01.292	53	2'00.426	53	1'58.758

Lap 2		Lap 4		Lap 6		Lap 8		Lap 10	
53	1'57.716	24	1'57.580	24	1'56.774	24	1'56.690	24	1'56.518
24	1'58.145	5	1'57.541	71	1'57.134	71	1'56.674	5	1'57.103
5	1'58.126	92	1'56.840	5	1'57.141	92	1'56.284	92	1'57.575
96	1'58.519	71	1'57.538	92	1'57.942	5	1'56.797	43	1'57.407
71	1'58.868	43	1'57.117	43	1'57.715	43	1'56.777	96	1'57.231
48	1'59.392	96	1'57.692	96	1'57.592	96	1'56.635	19	1'57.244
19	1'58.810	19	1'57.468	19	1'57.641	19	1'56.744	16	1'57.062
92	1'58.892	48	1'57.702	48	1'57.621	16	1'56.621	44	1'56.567
16	1'59.361	16	1'57.961	16	1'57.270	10	1'56.699	10	1'57.090
43	1'59.262	10	1'58.049	10	1'57.213	44	1'56.547	54	1'57.189
10	2'00.455	44	1'57.595	44	1'57.298	48	1'57.452	38	1'57.850
18	1'59.470	54	1'57.876	54	1'57.271	54	1'57.179	27	1'58.224
80	1'59.965	18	1'58.987	80	1'58.192	27	1'58.055	82	1'57.665
54	1'59.653	80	1'58.395	38	1'57.556	80	1'57.939	80	1'58.132
44	1'59.299	38	1'58.282	27	1'57.550	38	1'58.261	18	1'57.802
82	1'59.439	27	1'58.550	63	1'57.354	63	1'58.050	63	1'58.333
38	1'59.171	63	1'58.453	18	1'58.520	82	1'57.516	64	1'57.836
27	1'59.650	64	1'58.467	64	1'57.544	18	1'58.137	6	1'57.208
64	1'59.760	82	1'58.800	82	1'57.456	64	1'58.160	70	1'58.862
63	2'00.069	70	1'59.168	6	1'57.928	6	1'57.435	55	1'58.105
70	2'00.001	6	1'58.240	70	1'58.702	70	1'58.729	48	2'22.158
55	2'00.543	55	1'59.804	55	1'58.710	55	1'58.647	7	1'59.309
6	2'00.416	7	2'00.315	7	1'59.705	7	1'59.252	72	1'59.296
7	2'02.128	99	2'00.127	99	2'00.001	99	2'00.182	95	1'59.942
99	2'02.367	72	2'00.447	72	1'59.956	72	1'59.294	99	2'00.753
95	2'03.221	95	2'01.465	95	2'00.029	95	1'59.427	22	2'00.375
72	2'03.220	22	2'01.155	22	1'59.949	22	1'59.336	71	2'34.410
22	2'02.900	53	2'24.257	53	1'59.752	53	1'58.856	53	1'59.119

□ Lapped rider

These data/results cannot be reproduced, stored and/or transmitted in whole or in part by any manner of electronic, mechanical, photocopying, recording, broadcasting or otherwise now known or herein after developed without the previous express consent by the copyright owner, except for reproduction in daily press and regular printed publications on sale to the public within 60 days of the event related to those data/results and always provided that copyright symbol appears together as follows below.



Lap 11			Lap 12			Lap 13			Lap 14			Lap 15			Lap 16			Lap 17			Lap 18		
24	1'56.586		24	1'56.936		24	1'56.530		24	1'57.009		24	1'57.840		24	1'58.483		24	1'58.945		24	1'59.960	
5	1'57.130	4.667	5	1'56.653	4.384	5	1'55.936	3.790	10	1'57.779	17.269	10	1'58.425	7.846	10	1'58.204	7.567	10	1'57.765	6.586	10	1'57.746	4.571
92	1'57.273	5.019	44	1'56.512	5.334	43	1'57.152	6.128	18	1'58.187	17.503	92	1'58.299	7.926	92	1'57.958	6.713	92	1'58.163	6.785	92	1'58.073	4.699
43	1'57.266	5.172	43	1'57.270	5.506	43	1'57.068	6.389	80	1'58.168	17.839	96	1'58.292	26.109	72	1'58.350	47.199	19	1'58.482	5.512	19	1'58.482	5.512
96	1'57.372	5.466	92	1'57.597	5.680	10	1'56.809	5.851	55	1'58.292	26.109	70	1'59.611	26.802	48	1'59.581	47.656	96	1'59.902	8.814	96	1'59.902	8.814
16	1'57.197	5.667	10	1'56.809	5.851	16	1'57.316	6.047	70	1'58.168	17.839	16	1'58.082	8.167	7	1'59.133	48.190	82	1'57.492	11.865	27	1'57.145	12.159
44	1'57.095	5.758	16	1'57.316	6.047	96	1'57.784	6.314	48	1'58.168	17.839	19	1'58.094	8.320	7	1'59.133	48.190	6	1'57.291	12.844	43	1'57.212	12.467
40	1'57.203	5.978	96	1'57.784	6.314	19	1'57.448	6.709	48	1'58.168	17.839	54	1'58.094	8.320	22	1'59.177	53.848	38	1'57.460	12.884	7	1'59.150	47.380
19	1'57.895	6.197	19	1'57.448	6.709	54	1'57.446	8.814	48	1'58.168	17.839	7	1'58.094	8.320	99	1'59.485	54.982	99	1'57.607	14.033	7	1'59.150	47.380
54	1'57.339	8.304	54	1'57.446	8.814	82	1'57.511	16.008	48	1'58.168	17.839	54	1'58.094	8.320	95	1'59.485	54.982	63	1'57.607	14.033	22	2'00.030	53.918
38	1'58.208	15.111	82	1'57.511	16.008	27	1'57.696	16.369	48	1'58.168	17.839	54	1'58.094	8.320	99	1'59.485	54.982	95	1'59.823	20.736	95	2'00.614	55.636
82	1'58.162	15.433	27	1'57.696	16.369	38	1'58.283	16.458	48	1'58.168	17.839	54	1'58.094	8.320	99	1'59.485	54.982	99	2'00.471	56.852	53	1'59.112	1'23.159
27	1'58.515	15.609	38	1'58.283	16.458	6	1'57.453	16.629	48	1'58.168	17.839	54	1'58.094	8.320	99	1'59.485	54.982	53	1'59.112	1'23.159			
80	1'58.230	15.697	6	1'57.453	16.629	80	1'58.305	17.066	48	1'58.168	17.839	54	1'58.094	8.320	99	1'59.485	54.982						
6	1'57.669	16.112	80	1'58.305	17.066	63	1'57.779	17.269	48	1'58.168	17.839	54	1'58.094	8.320	99	1'59.485	54.982						
18	1'58.288	16.252	63	1'57.779	17.269	18	1'58.187	17.503	48	1'58.168	17.839	54	1'58.094	8.320	99	1'59.485	54.982						
63	1'58.346	16.426	18	1'58.187	17.503	64	1'58.168	17.839	48	1'58.168	17.839	54	1'58.094	8.320	99	1'59.485	54.982						
64	1'58.403	16.607	64	1'58.168	17.839	55	1'58.292	26.109	48	1'58.168	17.839	54	1'58.094	8.320	99	1'59.485	54.982						
70	1'59.067	24.127	55	1'58.292	26.109	70	1'59.611	26.802	48	1'58.168	17.839	54	1'58.094	8.320	99	1'59.485	54.982						
55	1'58.025	24.753	70	1'59.611	26.802	48	1'59.991	38.592	48	1'58.168	17.839	54	1'58.094	8.320	99	1'59.485	54.982						
48	2'00.576	35.537	48	1'59.991	38.592	7	2'00.206	39.125	48	1'58.168	17.839	54	1'58.094	8.320	99	1'59.485	54.982						
7	1'59.668	35.855	7	2'00.206	39.125	72	1'58.947	41.509	48	1'58.168	17.839	54	1'58.094	8.320	99	1'59.485	54.982						
72	1'59.108	39.498	72	1'58.947	41.509	95	1'59.544	43.775	48	1'58.168	17.839	54	1'58.094	8.320	99	1'59.485	54.982						
95	1'59.746	41.167	95	1'59.544	43.775	99	1'59.982	44.853	48	1'58.168	17.839	54	1'58.094	8.320	99	1'59.485	54.982						
99	1'59.790	41.807	99	1'59.982	44.853	22	1'59.959	45.033	48	1'58.168	17.839	54	1'58.094	8.320	99	1'59.485	54.982						
22	1'59.763	42.010	22	1'59.959	45.033	53	1'58.920	1'17.384	48	1'58.168	17.839	54	1'58.094	8.320	99	1'59.485	54.982						
53	1'59.339	1'15.400	53	1'58.920	1'17.384				48	1'58.168	17.839	54	1'58.094	8.320	99	1'59.485	54.982						

Lapped rider

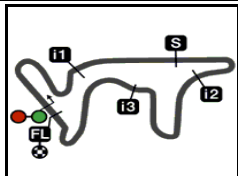
These data/results cannot be reproduced, stored and/or transmitted in whole or in part by any manner of electronic, mechanical, photocopying, recording, broadcasting or otherwise now known or herein after developed without the previous express consent by the copyright owner, except for reproduction in daily press and regular printed publications on sale to the public within 60 days of the event related to those data/results and always provided that copyright symbol appears together as follows below.

© DORNA, 2023

Official MotoGP Timing by TISSOT
www.motogp.com

Terma de Río Hondo, Sunday, April 02, 20: Page 2 of 2





4806 m.

GRAN PREMIO MICHELIN® DE LA REPÚBLICA ARGENTINA

Moto3™

36

2023 Rookie of the Year Classification

Rider	Nation	Points	Leader	Previous	POR	ARG	AME	SPA	FRA	ITA	GER	NED	KAZ	GBR	AUT	CAT	RSM	IND	JPN	INA	AUS	THA	MAL	QAT	VAI
1 RUEDA José Antonio	SPA	13			13	-																			
2 SALVADOR David	SPA	9	4	4	3	6																			
3 AZMAN Syarifuddin	MAL	5	8	4	-	5																			
4 VEIJER Collin	NED	4	9	1	4	-																			
5 ALONSO David	COL	2	11	2	-	2																			

These data/results cannot be reproduced, stored and/or transmitted in whole or in part by any manner of electronic, mechanical, photocopying, recording, broadcasting or otherwise now known or herein after developed without the previous express consent by the copyright owner, except for reproduction in daily press and regular printed publications on sale to the public within 60 days of the event related to those data/results and always provided that copyright symbol appears together as follows below.

© DORNA, 2023

Official MotoGP Timing by 
www.motogp.com



Termas de Río Hondo, Sunday, April 02, 2023



4806 m.

2023 Riders Performance

(Qualifying Position - Starting Position - Race Position)

37

Rider	Points	POR	ARG	AME	SPA	FRA	ITA	GER	NED	KAZ	GBR	AUT	CAT	RSM	IND	JPN	INA	AUS	THA	MAL	QAT	
1 HOLGADO Daniel	38	4	10																			
		4-1	10-4	-	-	-	-	-	-	-	-	-	-	-	-	-	-	-	-	-	-	-
2 MOREIRA Diogo	36	16	3																			
		16-3	3-2	-	-	-	-	-	-	-	-	-	-	-	-	-	-	-	-	-	-	-
3 SUZUKI Tatsuki	27	15	6																			
		15-14	6-1	-	-	-	-	-	-	-	-	-	-	-	-	-	-	-	-	-	-	-
4 MUÑOZ David	20	13	16																			
		13-2	16-16	-	-	-	-	-	-	-	-	-	-	-	-	-	-	-	-	-	-	-
5 NEPA Stefano	19	10	14																			
		10-7	14-6	-	-	-	-	-	-	-	-	-	-	-	-	-	-	-	-	-	-	-
6 MIGNO Andrea	16		9																			
		-	9-3	-	-	-	-	-	-	-	-	-	-	-	-	-	-	-	-	-	-	-
7 ARTIGAS Xavier	16	7	15																			
		7-8	15-8	-	-	-	-	-	-	-	-	-	-	-	-	-	-	-	-	-	-	-
8 TOBA Kaito	14	11	11																			
		11-11	11-7	-	-	-	-	-	-	-	-	-	-	-	-	-	-	-	-	-	-	-
9 RUEDA José Antonio	13	2	13																			
		2-4	13-23	-	-	-	-	-	-	-	-	-	-	-	-	-	-	-	-	-	-	-
10 MASIA Jaume	11	9	5																			
		9-5	5-NC	-	-	-	-	-	-	-	-	-	-	-	-	-	-	-	-	-	-	-
11 OGDEN Scott	11	20	8																			
		20-NC	8-5	-	-	-	-	-	-	-	-	-	-	-	-	-	-	-	-	-	-	-
12 SASAKI Ayumu	10	1	1																			
		1-6	1-NC	-	-	-	-	-	-	-	-	-	-	-	-	-	-	-	-	-	-	-
13 SALVADOR David	9	18	22																			
		18-13	22-10	-	-	-	-	-	-	-	-	-	-	-	-	-	-	-	-	-	-	-

NC=Not classified NL=Not finished first lap NP=Not started race re-start N2=Not finished first lap race re-start EX=Excluded NS=Not Started DS=Disqualified

These data/results cannot be reproduced, stored and/or transmitted in whole or in part by any manner of electronic, mechanical, photocopying, recording, broadcasting or otherwise now known or herein after developed without the previous express consent by the copyright owner, except for reproduction in daily press and regular printed publications on sale to the public within 60 days of the event related to those data/results and always provided that copyright symbol appears together as follows below.
© DORNA, 2023

Official MotoGP Timing by **TISSOT**
www.motogp.com



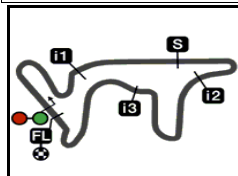
Rider	Points	POR	ARG	AME	SPA	FRA	ITA	GER	NED	KAZ	GBR	AUT	CAT	RSM	IND	JPN	INA	AUS	THA	MAL	QAT
14 YAMANAKA Ryusei	7	17	18																		
		17-16	18-9	-	-	-	-	-	-	-	-	-	-	-	-	-	-	-	-	-	-
15 KELSO Joel	7	3																			
		3-9	-	-	-	-	-	-	-	-	-	-	-	-	-	-	-	-	-	-	-
16 ÖNCÜ Deniz	6	8	2																		
		28-10	2-24	-	-	-	-	-	-	-	-	-	-	-	-	-	-	-	-	-	-
17 AZMAN Syarifuddin	5	23	20																		
		23-22	20-11	-	-	-	-	-	-	-	-	-	-	-	-	-	-	-	-	-	-
18 BERTELLE Matteo	4	19	12																		
		19-17	12-12	-	-	-	-	-	-	-	-	-	-	-	-	-	-	-	-	-	-
19 VEIJER Collin	4	14	17																		
		14-12	17-22	-	-	-	-	-	-	-	-	-	-	-	-	-	-	-	-	-	-
20 FENATI Romano	3	25	24																		
		25-19	24-13	-	-	-	-	-	-	-	-	-	-	-	-	-	-	-	-	-	-
21 ALONSO David	2	6	7																		
		6-NC	7-14	-	-	-	-	-	-	-	-	-	-	-	-	-	-	-	-	-	-
22 WHATLEY Joshua	1	24	28																		
		24-21	28-15	-	-	-	-	-	-	-	-	-	-	-	-	-	-	-	-	-	-
23 ROSSI Riccardo	1	12	19																		
		12-15	19-NC	-	-	-	-	-	-	-	-	-	-	-	-	-	-	-	-	-	-
24 ALMANSA David	0		25																		
		-	25-17	-	-	-	-	-	-	-	-	-	-	-	-	-	-	-	-	-	-
25 FURUSATO Taiyo	0	26	26																		
		26-20	26-18	-	-	-	-	-	-	-	-	-	-	-	-	-	-	-	-	-	-
26 AJI Mario	0	22	23																		
		22-18	23-NC	-	-	-	-	-	-	-	-	-	-	-	-	-	-	-	-	-	-
27 ORTOLÁ Ivan	0	5	4																		
		5-NC	4-19	-	-	-	-	-	-	-	-	-	-	-	-	-	-	-	-	-	-
28 FARIOLI Filippo	0	21	21																		
		21-NC	21-20	-	-	-	-	-	-	-	-	-	-	-	-	-	-	-	-	-	-
29 CARRASCO Ana	0	27	27																		
		27-23	27-21	-	-	-	-	-	-	-	-	-	-	-	-	-	-	-	-	-	-

NC=Not classified NL=Not finished first lap NP=Not started race re-start N2=Not finished first lap race re-start EX=Excluded NS=Not Started DS=Disqualified

These data/results cannot be reproduced, stored and/or transmitted in whole or in part by any manner of electronic, mechanical, photocopying, recording, broadcasting or otherwise now known or herein after developed without the previous express consent by the copyright owner, except for reproduction in daily press and regular printed publications on sale to the public within 60 days of the event related to those data/results and always provided that copyright symbol appears together as follows below.
© DORNA, 2023

Official MotoGP Timing by **TISSOT**
www.motogp.com





4806 m.

GRAN PREMIO MICHELIN® DE LA REPÚBLICA ARGENTINA

Official Starting Grid

Moto3™

Race : 18 laps = 86.508 km



1	1 1'48.539 71 Ayumu SASAKI Husqvarna	2 1'49.142 53 Deniz ÖNCÜ KTM	3 1'49.214 10 Diogo MOREIRA KTM
2	4 1'49.314 48 Ivan ORTOLÁ KTM	5 1'49.344 5 Jaume MASIA Honda	6 1'49.417 24 Tatsuki SUZUKI Honda
3	7 1'49.454 80 David ALONSO GASGAS	8 1'49.545 19 Scott OGDEN Honda	9 1'49.642 16 Andrea MIGNO KTM
4	10 1'49.665 96 Daniel HOLGADO KTM	11 1'49.673 27 Kaito TOBA Honda	12 1'49.678 18 Matteo BERTELLE Honda
5	13 1'49.766 99 José Antonio RUEDA KTM	14 1'49.778 82 Stefano NEPA KTM	15 1'49.904 43 Xavier ARTIGAS CFMOTO
6	16 1'50.025 44 David MUÑOZ KTM	17 1'50.028 95 Collin VEIJER Husqvarna	18 1'50.342 6 Ryusei YAMANAKA GASGAS
7	19 1'50.659 54 Riccardo ROSSI Honda	20 1'50.784 63 Syarifuddin AZMAN KTM	21 1'50.838 7 Filippo FARIOLI KTM
8	22 1'50.953 38 David SALVADOR KTM	23 1'51.011 64 Mario AJI Honda	24 1'51.358 55 Romano FENATI Honda

The results are provisional until the end of the limit for protest and appeals and until the ratification of the Event Management Committee.

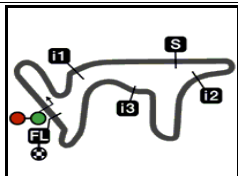
Time limit for protest expires 60' at the latest after publication of the results - Time:

These data/results cannot be reproduced, stored and/or transmitted in whole or in part by any manner of electronic, mechanical, photocopying, recording, broadcasting or otherwise now known or herein after developed without the previous express consent of the copyright owner, except for reproduction in daily press and regular printed publications on sale to the public within 60 days of the event related to those data/results and always provided that copyright symbol appears together as follows below.

© DORNA, 2023

Official MotoGP Timing by TISSOT
www.motogp.com





4806 m.

GRAN PREMIO MICHELIN® DE LA REPÚBLICA ARGENTINA Official Starting Grid

Moto3™

Race : 18 laps = 86.508 km

9

25
1'51.697
92 David ALMANSA
CFMOTO

26
1'51.729
72 Taiyo FURUSATO
Honda

27
1'52.114
22 Ana CARRASCO
KTM

10

28
1'52.142
70 Joshua WHATLEY
Honda

The results are provisional until the end of the limit for protest and appeals and until the ratification of the Event Management Committee.

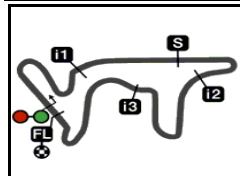
Time limit for protest expires 60' at the latest after publication of the results - Time:

These data/results cannot be reproduced, stored and/or transmitted in whole or in part by any manner of electronic, mechanical, photocopying, recording, broadcasting or otherwise now known or herein after developed without the previous express consent by the copyright owner, except for reproduction in daily press and regular printed publications on sale to the public within 60 days of the event related to those data/results and always provided that copyright symbol appears together as follows below.

© DORNA, 2023

Official MotoGP Timing by **TISSOT**
www.motogp.com





4806 m.

GRAN PREMIO MICHELIN® DE LA REPÚBLICA ARGENTINA

Race

Top Speed & Average

Rider	Nation	Motorcycle	Top 5 speeds					Average	Top
82 Stefano NEPA	ITA	KTM	236.9	236.4	234.2	234.2	233.8	234.9	236.9
27 Kaito TOBA	JPN	HONDA	236.4	234.2	233.8	233.3	232.5	234.0	236.4
80 David ALONSO	COL	GASGAS	236.0	235.5	233.8	232.0	232.0	233.3	236.0
92 David ALMANSA	SPA	CFMOTO	236.0	234.7	234.7	234.2	232.9	234.5	236.0
96 Daniel HOLGADO	SPA	KTM	236.0	235.5	234.7	234.2	233.8	234.8	236.0
16 Andrea MIGNO	ITA	KTM	235.5	234.7	234.2	232.5	232.0	233.8	235.5
43 Xavier ARTIGAS	SPA	CFMOTO	235.5	234.7	234.7	233.8	233.8	234.4	235.5
63 Syarifuddin AZMAN	MAL	KTM	235.5	234.2	233.8	232.5	232.0	233.6	235.5
44 David MUÑOZ	SPA	KTM	235.1	235.1	234.7	233.3	233.3	234.3	235.1
5 Jaume MASIA	SPA	HONDA	234.7	232.5	230.8	230.3	230.3	231.7	234.7
6 Ryusei YAMANAKA	JPN	GASGAS	234.7	232.9	232.9	232.5	232.0	232.8	234.7
38 David SALVADOR	SPA	KTM	234.7	233.8	233.3	232.5	232.0	233.3	234.7
54 Riccardo ROSSI	ITA	HONDA	234.7	233.3	232.9	231.6	229.5	232.4	234.7
10 Diogo MOREIRA	BRA	KTM	234.2	234.2	234.2	233.8	232.9	233.9	234.2
19 Scott OGDEN	GBR	HONDA	234.2	233.3	232.9	232.5	231.6	232.9	234.2
99 José Antonio RUEDA	SPA	KTM	232.5	231.6	231.2	230.8	230.3	231.0	232.5
71 Ayumu SASAKI	JPN	HUSQVARNA	232.0	232.0	231.2	230.8	229.9	231.0	232.0
95 Collin VEIJER	NED	HUSQVARNA	231.2	230.8	230.8	230.8	230.3	230.8	231.2
24 Tatsuki SUZUKI	JPN	HONDA	230.8	227.8	227.0	226.6	226.6	227.3	230.8
53 Deniz ÖNCÜ	TUR	KTM	230.8	226.2	224.5	219.8	219.4	222.8	230.8
70 Joshua WHATLEY	GBR	HONDA	230.8	226.6	226.2	225.8	225.0	226.3	230.8
7 Filippo FARIOLI	ITA	KTM	230.3	228.2	227.8	227.4	227.0	228.1	230.3
18 Matteo BERTELLE	ITA	HONDA	230.3	229.9	229.9	229.1	228.7	229.4	230.3
22 Ana CARRASCO	SPA	KTM	230.3	229.9	229.9	229.5	229.5	229.8	230.3
48 Ivan ORTOLÁ	SPA	KTM	230.3	229.1	228.7	228.7	228.7	229.1	230.3
64 Mario AJI	INA	HONDA	229.5	228.7	228.2	228.2	227.8	228.5	229.5
72 Taiyo FURUSATO	JPN	HONDA	229.5	229.1	228.7	228.2	227.8	228.7	229.5
55 Romano FENATI	ITA	HONDA	228.7	227.4	226.2	225.8	225.0	226.4	228.7

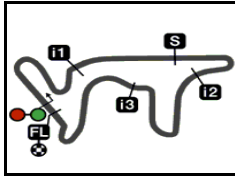
These data/results cannot be reproduced, stored and/or transmitted in whole or in part by any manner of electronic, mechanical, photocopying, recording, broadcasting or otherwise now known or herein after developed without the previous express consent by the copyright owner, except for reproduction in daily press and regular printed publications on sale to the public within 60 days of the event related to those data/results and always provided that copyright symbol appears together as follows below.

© DORNA, 2023

Official MotoGP Timing by TISSOT
www.motogp.com



Termas de Río Hondo, Sunday, April 02, 2023




4806 m.

GRAN PREMIO MICHELIN® DE LA REPÚBLICA ARGENTINA

Race

Fastest Laps Sequence

Lap	Race Time	 Rider	Nation	Motorcycle	Time	Km/h	Riders's Lap
2	4'00.422	53 Deniz ÖNCÜ	TUR	KTM	1'57.716	146.9	2
3	5'57.985	24 Tatsuki SUZUKI	JPN	HONDA	1'56.942	147.9	3
4	7'56.907	92 David ALMANSA	SPA	CFMOTO	1'56.840	148.0	4
6	11'49.418	24 Tatsuki SUZUKI	JPN	HONDA	1'56.774	148.1	6
7	13'46.008	24 Tatsuki SUZUKI	JPN	HONDA	1'56.590	148.3	7
8	15'45.763	92 David ALMANSA	SPA	CFMOTO	1'56.284	148.7	8
13	25'29.652	5 Jaime MASIA	SPA	HONDA	1'55.936	149.2	13

These data/results cannot be reproduced, stored and/or transmitted in whole or in part by any manner of electronic, mechanical, photocopying, recording, broadcasting or otherwise now known or herein after developed without the previous express consent by the copyright owner, except for reproduction in daily press and regular printed publications on sale to the public within 60 days of the event related to those data/results and always provided that copyright symbol appears together as follows below.

© DORNA, 2023

Official MotoGP Timing by TISSOT
www.motogp.com

Termas de Río Hondo, Sunday, April 02, 2023

