

4806 m.

GRAN PREMIO MICHELIN® DE LA REPÚBLICA ARGENTINA

Practice Nr. 1

Classification

3

|  | Rider | Nation | Team | Motorcycle | Time | Lap Total | Gap | Top Speed |
|-----------------------------------------------------------------------------------|---------------------------------|--------|------------------------------|------------|-----------------|-----------|-------------|--------------|
| 1 | 12 Maverick VIÑALES | SPA | Aprilia Racing | APRILIA | 1'39.207 | 18 20 | | 335.3 |
| 2 | 41 Aleix ESPARGARO | SPA | Aprilia Racing | APRILIA | 1'39.491 | 18 18 | 0.284 0.284 | 336.2 |
| 3 | 89 Jorge MARTIN | SPA | Prima Pramac Racing | DUCATI | 1'39.508 | 18 20 | 0.301 0.017 | 333.6 |
| 4 | 30 Takaaki NAKAGAMI | JPN | LCR Honda IDEMITSU | HONDA | 1'39.583 | 18 19 | 0.376 0.075 | 332.7 |
| 5 | 73 Alex MARQUEZ | SPA | Gresini Racing MotoGP | DUCATI | 1'39.610 | 18 19 | 0.403 0.027 | 333.6 |
| 6 | 5 Johann ZARCO | FRA | Prima Pramac Racing | DUCATI | 1'39.628 | 16 17 | 0.421 0.018 | 333.6 |
| 7 | 10 Luca MARINI | ITA | Mooney VR46 Racing Team | DUCATI | 1'39.633 | 15 18 | 0.426 0.005 | 332.7 |
| 8 | 21 Franco MORBIDELLI | ITA | Monster Energy Yamaha MotoGP | YAMAHA | 1'39.696 | 15 16 | 0.489 0.063 | 333.6 |
| 9 | 72 Marco BEZZECCHI | ITA | Mooney VR46 Racing Team | DUCATI | 1'39.700 | 15 20 | 0.493 0.004 | 335.3 |
| 10 | 1 Francesco BAGNAIA | ITA | Ducati Lenovo Team | DUCATI | 1'39.751 | 17 18 | 0.544 0.051 | 337.1 |
| 11 | 42 Alex RINS | SPA | LCR Honda CASTROL | HONDA | 1'39.802 | 16 17 | 0.595 0.051 | 335.3 |
| 12 | 49 Fabio DI GIANNANTONIO | ITA | Gresini Racing MotoGP | DUCATI | 1'39.926 | 17 19 | 0.719 0.124 | 330.9 |
| 13 | 37 Augusto FERNANDEZ | SPA | GASGAS Factory Racing Tech3 | KTM | 1'39.994 | 19 20 | 0.787 0.068 | 332.7 |
| 14 | 43 Jack MILLER | AUS | Red Bull KTM Factory Racing | KTM | 1'40.037 | 15 17 | 0.830 0.043 | 332.7 |
| 15 | 20 Fabio QUARTARARO | FRA | Monster Energy Yamaha MotoGP | YAMAHA | 1'40.116 | 17 19 | 0.909 0.079 | 333.6 |
| 16 | 33 Brad BINDER | RSA | Red Bull KTM Factory Racing | KTM | 1'40.264 | 19 19 | 1.057 0.148 | 331.8 |
| 17 | 25 Raul FERNANDEZ | SPA | CryptoDATA RNF MotoGP Team | APRILIA | 1'40.336 | 16 18 | 1.129 0.072 | 330.9 |
| 18 | 36 Joan MIR | SPA | Repsol Honda Team | HONDA | 1'40.665 | 18 19 | 1.458 0.329 | 330.9 |

Practice condition: Dry

Air: 25°

Humidity: 65%

Ground: 32°

| | | | | |
|-----------------------------|---------|-------------------------|-----------------|------------|
| Fastest Lap: | Lap: 18 | Maverick VIÑALES | 1'39.207 | 174.3 Km/h |
| Best Race Lap: | 2015 | Valentino ROSSI | 1'39.019 | 174.7 Km/h |
| All Time Lap Record: | 2014 | Marc MARQUEZ | 1'37.683 | 177.1 Km/h |

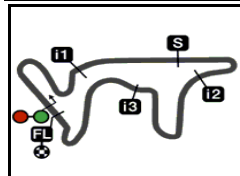
The results are provisional until the end of the limit for protest and appeals.

Time limit for protest expires 30' after publication of the results - Time:

These data/results cannot be reproduced, stored and/or transmitted in whole or in part by any manner of electronic, mechanical, photocopying, recording, broadcasting or otherwise now known or herein after developed without the previous express consent by the copyright owner, except for reproduction in daily press and regular printed publications on sale to the public within 60 days of the event related to those data/results and always provided that copyright symbol appears together as follows below.

© DORNA, 2023





4806 m.

GRAN PREMIO MICHELIN® DE LA REPÚBLICA ARGENTINA

Practice Nr. 1

Top Speed & Average

4



| <i>Rider</i> | <i>Nation</i> | <i>Motorcycle</i> | <i>Top 5 speeds</i> | | | | | <i>Average</i> | <i>Top</i> |
|---------------------------------|---------------|-------------------|---------------------|-------|-------|-------|-------|----------------|--------------|
| 1 Francesco BAGNAIA | ITA | DUCATI | 337.1 | 337.1 | 335.3 | 335.3 | 335.3 | 336.0 | 337.1 |
| 41 Aleix ESPARGARO | SPA | APRILIA | 336.2 | 335.3 | 335.3 | 334.4 | 334.4 | 334.9 | 336.2 |
| 12 Maverick VIÑALES | SPA | APRILIA | 335.3 | 335.3 | 335.3 | 335.3 | 334.4 | 335.0 | 335.3 |
| 42 Alex RINS | SPA | HONDA | 335.3 | 335.3 | 331.8 | 330.9 | 330.9 | 332.8 | 335.3 |
| 72 Marco BEZZECCHI | ITA | DUCATI | 335.3 | 334.4 | 334.4 | 334.4 | 333.6 | 334.3 | 335.3 |
| 5 Johann ZARCO | FRA | DUCATI | 333.6 | 333.6 | 332.7 | 332.7 | 332.7 | 333.0 | 333.6 |
| 20 Fabio QUARTARARO | FRA | YAMAHA | 333.6 | 332.7 | 332.7 | 332.7 | 332.7 | 332.9 | 333.6 |
| 21 Franco MORBIDELLI | ITA | YAMAHA | 333.6 | 333.6 | 332.7 | 331.8 | 331.8 | 332.7 | 333.6 |
| 73 Alex MARQUEZ | SPA | DUCATI | 333.6 | 333.6 | 333.6 | 332.7 | 331.8 | 332.7 | 333.6 |
| 89 Jorge MARTIN | SPA | DUCATI | 333.6 | 333.6 | 331.8 | 330.9 | 330.9 | 331.8 | 333.6 |
| 10 Luca MARINI | ITA | DUCATI | 332.7 | 331.8 | 331.8 | 331.8 | 330.9 | 331.7 | 332.7 |
| 30 Takaaki NAKAGAMI | JPN | HONDA | 332.7 | 331.8 | 330.9 | 330.0 | 329.2 | 330.6 | 332.7 |
| 37 Augusto FERNANDEZ | SPA | KTM | 332.7 | 332.7 | 331.8 | 330.9 | 330.9 | 331.5 | 332.7 |
| 43 Jack MILLER | AUS | KTM | 332.7 | 332.7 | 332.7 | 332.7 | 331.8 | 332.3 | 332.7 |
| 33 Brad BINDER | RSA | KTM | 331.8 | 331.8 | 331.8 | 331.8 | 330.9 | 331.6 | 331.8 |
| 25 Raul FERNANDEZ | SPA | APRILIA | 330.9 | 330.9 | 330.9 | 330.0 | 330.0 | 330.5 | 330.9 |
| 36 Joan MIR | SPA | HONDA | 330.9 | 330.0 | 329.2 | 329.2 | 328.3 | 329.0 | 330.9 |
| 49 Fabio DI GIANNANTONIO | ITA | DUCATI | 330.9 | 330.9 | 330.9 | 330.0 | 330.0 | 330.5 | 330.9 |

These data/results cannot be reproduced, stored and/or transmitted in whole or in part by any manner of electronic, mechanical, photocopying, recording, broadcasting or otherwise now known or herein after developed without the previous express consent by the copyright owner, except for reproduction in daily press and regular printed publications on sale to the public within 60 days of the event related to those data/results and always provided that copyright symbol appears together as follows below.

© DORNA, 2023

Official MotoGP Timing by **TISSOT**
www.motogp.com



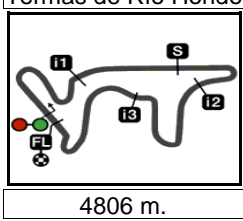
Termas de Río Hondo, Friday, March 31, 2023

GRAN PREMIO MICHELIN® DE LA REPÚBLICA ARGENTINA

Practice Nr. 1

Chronological Analysis of Performances

5



* Lap / Sector time cancelled
 P Crossing the finish line in pit lane
 **Tyre data subject to further updates
 T1 Time from finish line to 1st intermediate
 T2 Time from 1st intermed. to 2nd intermed.
 T3 Time from 2nd intermed. to 3rd intermed.
 T4 Time from 3rd intermediate to finish line

| Lap | Lap Time | T1 | T2 | T3 | T4 | Speed | Lap | Lap Time | T1 | T2 | T3 | T4 | Speed |
|-------------------------------------------------|-----------------|-----------------|---------------|-----------------|---------------|--------------|--------------------------------------------------------------------------------------------------------------------------------------------------------------------------------------------------------------------------------------------------------------------------------------------------------------------------------------------------------------------------------------------------------------------------------------------------------------------------------------------------------------------------|-----------------|-----------------|---------------|-----------------|---------------|--------------|
| 1st 12 Maverick VIÑALES APRILIA SPA | | | | | | | 9 | 7'15.288 | 29.728 | 24.294 | 25.817 | 24.129 | 331.8 |
| Aprilia Racing | | | | | | | 10 | 1'40.661 | 27.327 | 23.882 | 25.460 | 23.992 | 331.8 |
| Runs=3 Total laps=20 Full laps=15 Valid laps=15 | | | | | | | 11 | 1'40.322 | 27.331 | 23.858 | 25.258 | 23.875 | 329.2 |
| Run # | 1 | Front Tyre | Slick-Medium | Rear Tyre | Slick-Hard | | 12 | 1'40.491 | 27.232 | 23.905 | 25.299 | 24.055 | 334.4 |
| | | New Tyre | | New Tyre | | | 13 | 1'45.120 P | 28.844 | 24.954 | 26.568 | 24.754 | 316.7 |
| 1 | 2'44.379 | 30.047 | 25.381 | 27.858 | 25.166 | 308.8 | Run # | 3 | Front Tyre | Slick-Hard | Rear Tyre | Slick-Medium | |
| 2 | 1'42.526 | 27.898 | 23.915 | 26.204 | 24.509 | 333.6 | | | New Tyre | | New Tyre | | |
| 3 | 1'41.954 | 27.506 | 24.120 | 26.223 | 24.105 | 332.7 | 14 | 10'53.446 | 28.870 | 24.241 | 26.091 | 24.033 | 333.6 |
| 4 | 1'40.924 | 27.516 | 23.775 | 25.474 | 24.159 | 334.4 | 15 | 1'39.676 | 27.208 | 23.518 | 25.152 | 23.798 | 336.2 |
| 5 | 1'42.576 | 28.609 | 24.012 | 25.762 | 24.193 | 329.2 | 16 | 1'39.681 | 27.040 | 23.667 | 25.080 | 23.894 | 335.3 |
| 6 | 1'40.946 | 27.628 | 23.738 | 25.477 | 24.103 | 333.6 | 17 | 1'39.667 | 27.054 | 23.593 | 25.152 | 23.868 | 334.4 |
| 7 | 1'40.873 | 27.529 | 23.673 | 25.606 | 24.065 | 335.3 | 18 | 1'39.491 | 27.035 | 23.628 | 25.054 | 23.774 | 335.3 |
| 8 | 1'43.703 P | 27.921 | 24.744 | 25.542 | 25.496 | 330.9 | 3rd 89 Jorge MARTIN DUCATI SPA | | | | | | |
| Run # | 2 | Front Tyre | Slick-Medium | Rear Tyre | Slick-Hard | | Prima Pramac Racing | | | | | | |
| | | 8 Laps at start | | 8 Laps at start | | | Runs=3 Total laps=20 Full laps=14 Valid laps=11 | | | | | | |
| 9 | 6'54.919 | 28.720 | 24.228 | 26.032 | 24.486 | 329.2 | Run # | 1 | Front Tyre | Slick-Medium | Rear Tyre | Slick-Hard | |
| 10 | 1'40.559 | 27.413 | 23.758 | 25.469 | 23.919 | 332.7 | | | New Tyre | | New Tyre | | |
| 11 | 1'41.942 | 28.551 | 23.836 | 25.574 | 23.981 | 330.0 | 1 | 2'16.498 | 32.320 | 25.851 | 27.155 | 25.066 | 309.6 |
| 12 | 1'40.422 | 27.294 | 23.812 | 25.449 | 23.867 | 331.8 | 2 | 1'43.200 | 28.585 | 24.255 | 26.047 | 24.313 | 329.2 |
| 13 | 1'40.230 | 27.251 | 23.708 | 25.339 | 23.932 | 332.7 | 3 | 1'41.611 | 27.631 | 23.937 | 25.799 | 24.244 | 329.2 |
| 14 | 1'40.060 | 27.210 | 23.646 | 25.420 | 23.784 | 333.6 | 4 | 1'41.131 | 27.424 | 23.938 | 25.652 | 24.117 | 330.0 |
| 15 | 1'41.799 P | 27.514* | 23.723 | 25.718 | 24.844 | 333.6 | 5 | 1'40.993 | 27.419 | 23.865 | 25.455 | 24.254 | 328.3 |
| Run # | 3 | Front Tyre | Slick-Hard | Rear Tyre | Slick-Medium | | 6 | 1'40.704 | 27.466 | 23.827 | 25.357 | 24.054 | 330.0 |
| | | New Tyre | | New Tyre | | | 7 | 1'44.337 * | 30.167 | 24.304 | 25.676* | 24.190* | 329.2 |
| 16 | 7'45.981 | 28.120 | 23.641 | 25.802 | 23.793 | 334.4 | 8 | 1'43.590 P | 27.558 | 23.899 | 25.791 | 26.342 | 330.0 |
| 17 | 1'39.598 | 27.117 | 23.451 | 25.210 | 23.820 | 335.3 | Run # | 2 | Front Tyre | Slick-Medium | Rear Tyre | Slick-Hard | |
| 18 | 1'39.207 | 26.883 | 23.365 | 25.176 | 23.783 | 332.7 | | | 8 Laps at start | | 8 Laps at start | | |
| 19 | 1'40.253 | 26.848 | 23.467 | 25.801 | 24.137 | 335.3 | 9 | 7'50.087 | 29.065 | 24.112 | 25.965 | 24.290 | 330.0 |
| 20 | 1'39.299 | 26.921 | 23.456 | 25.141 | 23.781 | 335.3 | 10 | 1'42.507 | 28.304 | 23.807 | 26.148 | 24.248 | 330.0 |
| 2nd 41 Aleix ESPARGARO APRILIA SPA | | | | | | | 11 | 1'40.626 | 27.525 | 23.685 | 25.379 | 24.037 | 330.9 |
| Aprilia Racing | | | | | | | 12 | 1'41.830 | 27.434 | 23.735 | 25.477 | 25.184 | 330.0 |
| Runs=3 Total laps=18 Full laps=13 Valid laps=13 | | | | | | | 13 | 1'40.396 | 27.381 | 23.744 | 25.307 | 23.964 | 330.9 |
| Run # | 1 | Front Tyre | Slick-Medium | Rear Tyre | Slick-Hard | | 14 | 1'45.209 * | 31.443 | 23.958 | 25.495* | 24.313* | 330.9 |
| | | New Tyre | | New Tyre | | | 15 | 1'47.701 P | 27.883 | 26.678 | 28.903 | 24.237 | 333.6 |
| 1 | 2'39.245 | 30.858 | 24.850 | 27.207 | 25.220 | 319.9 | Run # | 3 | Front Tyre | Slick-Soft | Rear Tyre | Slick-Medium | |
| 2 | 1'45.080 | 28.007 | 26.338 | 26.224 | 24.511 | 334.4 | | | New Tyre | | New Tyre | | |
| 3 | 1'41.604 | 27.697 | 24.034 | 25.716 | 24.157 | 329.2 | 16 | 7'18.930 * | 28.515 | 23.812 | 25.674* | 24.368* | 330.9 |
| 4 | 1'40.953 | 27.394 | 23.892 | 25.461 | 24.206 | 334.4 | 17 | 1'39.673 | 27.183 | 23.502 | 25.279 | 23.709 | 331.8 |
| 5 | 1'43.082 | 28.141 | 24.488 | 25.996 | 24.457 | 324.9 | 18 | 1'39.508 | 27.015 | 23.555 | 25.191 | 23.747 | 333.6 |
| 6 | 1'41.187 | 27.656 | 24.002 | 25.444 | 24.085 | 331.8 | 19 | 2'01.297 * | 45.268 | 26.271 | 25.754* | 24.004* | 322.4 |
| 7 | 1'40.870 | 27.383 | 24.011 | 25.388 | 24.088 | 331.8 | 20 | 2'35.184 P | 32.961 | 1'02.725 | 31.229* | 28.269 | 271.3 |
| 8 | 1'46.541 P | 30.729 | 24.482 | 26.289 | 25.041 | 334.4 | Fastest Lap: Maverick VIÑALES Aprilia Racing SPA 1'39.207 26.883 23.365 25.176 23.783 | | | | | | |
| Run # | 2 | Front Tyre | Slick-Medium | Rear Tyre | Slick-Hard | | These data/results cannot be reproduced, stored and/or transmitted in whole or in part by any manner of electronic, mechanical, photocopying, recording, broadcasting or otherwise now known or herein after developed without the previous express consent by the copyright owner, except for reproduction in daily press and regular printed publications on sale to the public within 60 days of the event related to those data/results and always provided that copyright symbol appears together as follows below. | | | | | | |
| | | 8 Laps at start | | 8 Laps at start | | | © DORNA, 2023 | | | | | | |

Official MotoGP Timing by TISSOT
 www.motogp.com



Practice Nr. 1

MotoGP

| Lap | Lap Time | T1 | T2 | T3 | T4 | Speed | Lap | Lap Time | T1 | T2 | T3 | T4 | Speed |
|-------------------------------------------------------------------------------------------------------------------------------|-----------------|---------------|-----------------|---------------|------------------|--------------|----------------------------------------------------------------------------------------------------------------------|-----------------|------------|-----------------|---------------|-----------------|--------------|
| 17 | 1'39.696 | 27.011 | 23.595 | 25.308 | 23.782 | 331.8 | 17 | 1'45.362 | 29.383 | 23.885 | 28.034 | 24.060 | 334.4 |
| 18 | 1'40.091 | 27.075 | 23.686 | 25.371 | 23.959 | 330.0 | 18 | 1'39.736 | 27.111 | 23.609 | 25.299 | 23.717 | 334.4 |
| 8th 21 Franco MORBIDELLI YAMAHA ITA Monster Energy Yamaha MotoGP Runs=3 Total laps=16 Full laps=11 Valid laps=11 | | | | | | | 19th 19 Francesco Bagnaia DUCATI ITA Ducati Lenovo Team Runs=3 Total laps=18 Full laps=13 Valid laps=12 | | | | | | |
| Run # | 1 | Front Tyre | Slick-Soft | Rear Tyre | Slick-Hard | | Run # | 1 | Front Tyre | Slick-Soft | Rear Tyre | Slick-Hard | |
| | | | New Tyre | | New Tyre | | | | | New Tyre | | New Tyre | |
| 1 | 1'51.841 | 32.684 | 24.822 | 27.016 | 25.029 | 317.5 | 1 | 2'36.862 | 31.493 | 25.367 | 27.428 | 25.142 | 304.3 |
| 2 | 1'42.361 | 27.774 | 24.115 | 26.022 | 24.450 | 329.2 | 2 | 1'43.407 | 28.750 | 24.048 | 26.293 | 24.316 | 334.4 |
| 3 | 1'41.048 | 27.338 | 23.745 | 25.721 | 24.244 | 331.8 | 3 | 1'42.226 | 27.921 | 23.993 | 26.060 | 24.252 | 331.8 |
| 4 | 1'41.143 | 27.367 | 23.918 | 25.659 | 24.199 | 332.7 | 4 | 1'41.476 | 27.711 | 23.888 | 25.685 | 24.192 | 337.1 |
| 5 | 1'41.052 | 27.188 | 23.830 | 25.737 | 24.297 | 331.8 | 5 | 1'47.040 | 27.791 | 26.920 | 27.835 | 24.494 | 326.6 |
| 6 | 1'41.029 | 27.270 | 23.985 | 25.580 | 24.194 | 330.0 | 6 | 1'41.626 | 27.768 | 24.043 | 25.729 | 24.086 | 333.6 |
| 7 | 1'40.910 | 27.322 | 23.897 | 25.469 | 24.222 | 330.9 | 7 | 1'41.271 | 27.668 | 23.946 | 25.613 | 24.044 | 332.7 |
| 8 | 1'54.511 P | 30.023 | 27.742 | 29.756 | 26.990 | 294.3 | 8 | 1'40.840 | 27.541 | 23.807 | 25.505 | 23.987 | 332.7 |
| Run # | 2 | Front Tyre | Slick-Medium | Rear Tyre | Slick-Hard | | Run # | 2 | Front Tyre | Slick-Soft | Rear Tyre | Slick-Hard | |
| | | | New Tyre | | New Tyre | | | | | 9 Laps at start | | 9 Laps at start | |
| 9 | 8'03.752 | 29.904 | 24.374 | 26.461 | 24.397 | 328.3 | 10 | 9'27.374 | 30.347 | 24.306 | 25.975 | 24.075 | 331.8 |
| 10 | 1'40.733 | 27.407 | 23.817 | 25.472 | 24.037 | 330.9 | 11 | 1'40.672 | 27.493 | 23.762 | 25.412 | 24.005 | 334.4 |
| 11 | 1'40.262 | 27.067 | 23.765 | 25.406 | 24.024 | 330.9 | 12 | 1'40.671 | 27.516 | 23.683 | 25.425 | 24.047 | 333.6 |
| 12 | 1'44.259 | 28.024 | 25.698 | 26.302 | 24.235 | 309.6 | 13 | 1'40.379 | 27.360 | 23.665 | 25.432 | 23.922 | 335.3 |
| 13 | 1'46.140 P | 27.159 | 23.844 | 28.499* | 26.638 | 333.6 | 14 | 1'44.501 P | 30.567 | 23.798 | 25.479 | 24.657 | 337.1 |
| Run # | 3 | Front Tyre | Slick-Medium | Rear Tyre | Slick-Medium | | Run # | 3 | Front Tyre | Slick-Medium | Rear Tyre | Slick-Medium | |
| | | | New Tyre | | New Tyre | | | | | New Tyre | | New Tyre | |
| 14 | 12'42.106 | 29.089 | 24.070 | 25.927 | 24.164 | 329.2 | 15 | 7'36.817 | 30.539 | 24.559 | 26.017 | 24.162 | 330.0 |
| 15 | 1'39.696 | 26.924 | 23.514 | 25.303 | 23.955 | 333.6 | 16 | 1'39.955 * | 27.292 | 23.608 | 25.271* | 23.784* | 335.3 |
| 16 | 1'50.359 | 29.393 | 26.996 | 29.488 | 24.482 | 310.4 | 17 | 1'39.751 | 27.087 | 23.585 | 25.301 | 23.778 | 335.3 |
| 9th 72 Marco BEZZECCHI DUCATI ITA Mooney VR46 Racing Team Runs=4 Total laps=20 Full laps=13 Valid laps=12 | | | | | | | 18 1'47.168 27.073 26.482 27.366 26.247 334.4 | | | | | | |
| Run # | 1 | Front Tyre | Slick-Soft | Rear Tyre | Slick-Hard | | Run # | 1 | Front Tyre | Slick-Soft | Rear Tyre | Slick-Hard | |
| | | | New Tyre | | New Tyre | | | | | New Tyre | | New Tyre | |
| 1 | 2'04.792 | 32.341 | 26.574 | 27.891 | 25.402 | 269.0 | 1 | 2'36.123 | 31.008 | 26.008 | 27.633 | 25.446 | 279.8 |
| 2 | 1'43.825 | 28.707 | 24.215 | 26.420 | 24.483 | 327.4 | 2 | 1'43.241 | 28.354 | 24.068 | 26.145 | 24.674 | 326.6 |
| 3 | 1'41.631 | 27.808 | 23.939 | 25.897 | 23.987 | 330.9 | 3 | 1'42.514 | 27.864 | 24.086 | 25.875 | 24.689 | 330.0 |
| 4 | 1'41.678 * | 27.571 | 24.323 | 25.799 | 23.985* | 331.8 | 4 | 1'42.703 | 27.539 | 25.090 | 25.825 | 24.249 | 324.9 |
| 5 | 1'41.045 | 27.638 | 23.832 | 25.645 | 23.930 | 332.7 | 5 | 1'41.817 | 27.484 | 24.373 | 25.648 | 24.312 | 309.6 |
| 6 | 1'42.293 P | 28.171 | 23.999 | 25.930 | 24.193 | 331.8 | 6 | 1'41.626 | 27.450 | 24.220 | 25.587 | 24.369 | 330.0 |
| Run # | 2 | Front Tyre | Slick-Soft | Rear Tyre | Slick-Hard | | Run # | 2 | Front Tyre | Slick-Soft | Rear Tyre | Slick-Hard | |
| | | | 6 Laps at start | | 6 Laps at start | | | | | 9 Laps at start | | 9 Laps at start | |
| 7 | 4'59.228 | 30.215 | 24.569 | 26.386 | 24.353 | 330.0 | 10 | 7'54.982 | 29.220 | 24.122 | 25.997 | 24.440 | 326.6 |
| 8 | 1'41.159 | 27.460 | 24.070 | 25.626 | 24.003 | 331.8 | 11 | 1'41.121 | 27.614 | 23.791 | 25.557 | 24.159 | 329.2 |
| 9 | 1'40.975 | 27.373 | 23.858 | 25.788 | 23.956 | 331.8 | 12 | 1'40.974 | 27.651 | 23.729 | 25.433 | 24.161 | 329.2 |
| 10 | 1'40.734 | 27.370 | 23.784 | 25.542 | 24.038 | 331.8 | 13 | 1'40.637 | 27.389 | 23.763 | 25.490 | 23.995 | 330.9 |
| 11 | 1'42.150 P | 27.629 | 24.125 | 25.831 | 24.565 | 333.6 | | | | | | | |
| Run # | 3 | Front Tyre | Slick-Medium | Rear Tyre | Slick-Hard | | Run # | 3 | Front Tyre | Slick-Medium | Rear Tyre | Slick-Medium | |
| | | | New Tyre | | 11 Laps at start | | | | | New Tyre | | missing data | |
| 12 | 6'31.566 | 30.281 | 24.648 | 26.288 | 24.003 | 328.3 | | | | | | Laps at start | |
| 13 | 1'40.814 P | 27.368 | 23.710 | 25.524 | 24.212 | 332.7 | 14 | 10'48.427 * | 33.964* | 26.219 | 27.765 | 24.665 | 292.2 |
| Run # | 4 | Front Tyre | Slick-Medium | Rear Tyre | Slick-Medium | | 11th 42 Alex RINS HONDA SPA LCR Honda CASTROL Runs=3 Total laps=17 Full laps=12 Valid laps=13 | | | | | | |
| | | | 2 Laps at start | | New Tyre | | | | | New Tyre | | New Tyre | |
| 14 | 4'47.303 | 30.131 | 24.182 | 26.061 | 23.840 | 330.0 | 1 | 2'36.123 | 31.008 | 26.008 | 27.633 | 25.446 | 279.8 |
| 15 | 1'39.700 | 27.054 | 23.634 | 25.242 | 23.770 | 333.6 | 2 | 1'43.241 | 28.354 | 24.068 | 26.145 | 24.674 | 326.6 |
| 16 | 1'39.741 | 27.078 | 23.559 | 25.310 | 23.794 | 334.4 | 3 | 1'42.514 | 27.864 | 24.086 | 25.875 | 24.689 | 330.0 |

Fastest Lap: Maverick VIÑALES Aprilia Racing SPA **1'39.207** 26.883 23.365 25.176 23.783

These data/results cannot be reproduced, stored and/or transmitted in whole or in part by any manner of electronic, mechanical, photocopying, recording, broadcasting or otherwise now known or herein after developed without the previous express consent by the copyright owner, except for reproduction in daily press and regular printed publications on sale to the public within 60 days of the event related to those data/results and always provided that copyright symbol appears together as follows below.
© DORNA, 2023

Official MotoGP Timing by TISSOT
www.motogp.com



Termas de Río Hondo, Friday, March 31, 2023 Page 3 of 5

Practice Nr. 1

MotoGP

| Lap | Lap Time | T1 | T2 | T3 | T4 | Speed | Lap | Lap Time | T1 | T2 | T3 | T4 | Speed |
|----------------------------------------------------------------------------------------------------------------------------|-----------------|------------------|--------------|------------------|--------------|-------|-------------------------------------------------------------------------------------------------------------------------------|------------------|--------------|------------------|--------------|--------------|-------|
| 15 | 1'42.298 | 27.606 | 24.858 | 25.955 | 23.879 | 330.9 | Run # 3 | Front Tyre | Slick-Medium | Rear Tyre | Slick-Medium | | |
| 16 | 1'39.802 | 26.960 | 23.530 | 25.469 | 23.843 | 335.3 | | New Tyre | | New Tyre | | | |
| 17 | 1'39.954 | 27.102 | 23.537 | 25.316 | 23.999 | 335.3 | 17 | 5'41.721 | 29.971 | 24.955 | 26.499 | 24.521 | 315.1 |
| 12th 49 Fabio DI GIANNANTONI DUCATI ITA Gresini Racing MotoGP Runs=3 Total laps=19 Full laps=14 Valid laps=13 | | | | | | | 18 | 1'41.369 | 27.321 | 23.633 | 26.078 | 24.337 | 331.8 |
| Run # | 1 | Front Tyre | Slick-Soft | Rear Tyre | Slick-Medium | | 19 | 1'39.994 | 27.184 | 23.702 | 25.251 | 23.857 | 330.9 |
| | | New Tyre | | New Tyre | | | 20 | 1'40.085 | 27.151 | 23.612 | 25.317 | 24.005 | 330.9 |
| 1 | 2'04.474 | 30.688 | 25.915 | 28.023 | 25.469 | 295.0 | 14th 43 Jack MILLER KTM AUS Red Bull KTM Factory Racing Runs=4 Total laps=17 Full laps=10 Valid laps=10 | | | | | | |
| 2 | 1'44.066 | 28.566 | 24.521 | 26.410 | 24.569 | 324.0 | Run # | 1 | Front Tyre | Slick-Medium | Rear Tyre | Slick-Hard | |
| 3 | 1'43.159 | 28.542 | 24.234 | 25.924 | 24.459 | 324.9 | | New Tyre | | New Tyre | | | |
| 4 | 1'42.672 | 27.829 | 24.250 | 26.095 | 24.498 | 328.3 | 1 | 2'06.944 | 31.074 | 25.449 | 27.435 | 25.318 | 286.9 |
| 5 | 1'41.711 | 27.714 | 24.031 | 25.717 | 24.249 | 328.3 | 2 | 1'43.501 | 28.405 | 24.310 | 26.179 | 24.607 | 320.7 |
| 6 | 1'41.760 | 27.698 | 24.087 | 25.671 | 24.304 | 327.4 | 3 | 1'41.840 | 27.790 | 23.833 | 25.874 | 24.343 | 331.8 |
| 7 | 1'43.631 | 27.751 | 25.578 | 25.783 | 24.519 | 329.2 | 4 | 1'42.400 | 27.698 | 23.928 | 25.708 | 25.066 | 331.8 |
| 8 | 1'42.196 | 27.840 | 24.189 | 25.790 | 24.377 | 329.2 | 5 | 1'49.429 | 30.963 | 25.387 | 26.476 | 26.603 | 316.7 |
| 9 | 1'42.031 | 27.853 | 24.120 | 25.759 | 24.299 | 330.9 | 6 | 1'41.521 | 27.551 | 23.965 | 25.669 | 24.336 | 331.8 |
| 10 | 1'41.872 | 27.725 | 24.099 | 25.703 | 24.345 | 330.0 | 7 | 1'41.970 | 27.671 | 24.094 | 25.612 | 24.593 | 330.0 |
| 11 | 1'46.487 P | 30.756 | 24.610 | 26.394 | 24.727 | 327.4 | 8 | 1'45.120 P | 29.310 | 24.004 | 25.541 | 26.265 | 330.9 |
| Run # | 2 | Front Tyre | Slick-Medium | Rear Tyre | Slick-Medium | | Run # | 2 | Front Tyre | Slick-Medium | Rear Tyre | Slick-Hard | |
| | | New Tyre | | 11 Laps at start | | | | 8 Laps at start | | 8 Laps at start | | | |
| 12 | 8'40.179 | 29.388 | 24.625 | 26.115 | 24.461 | 325.7 | 9 | 9'22.684 | 31.048 | 24.516 | 26.977 | 26.077 | 326.6 |
| 13 | 1'41.029 | 27.547 | 23.838 | 25.460 | 24.184 | 328.3 | 10 | 1'44.797 P | 27.902 | 24.039 | 28.702 | 24.154 | 330.0 |
| 14 | 1'40.941 * | 27.552* | 23.761 | 25.418 | 24.210 | 330.0 | Run # | 3 | Front Tyre | Slick-Medium | Rear Tyre | Slick-Hard | |
| 15 | 1'42.588 P | 27.465 | 23.762 | 25.496 | 25.865 | 330.9 | | 10 Laps at start | | 10 Laps at start | | | |
| Run # | 3 | Front Tyre | Slick-Medium | Rear Tyre | Slick-Medium | | 11 | 7'23.347 | 29.921 | 24.089 | 25.842 | 24.539 | 330.0 |
| | | 4 Laps at start | | New Tyre | | | 12 | 1'41.609 | 27.828 | 23.888 | 25.601 | 24.292 | 332.7 |
| 16 | 7'27.691 | 28.507 | 24.283 | 26.089 | 24.118 | 329.2 | 13 | 1'41.189 P | 27.773 | 23.872 | 25.822 | 23.722 | 332.7 |
| 17 | 1'39.926 | 27.108 | 23.546 | 25.309 | 23.963 | 330.9 | Run # | 4 | Front Tyre | Slick-Soft | Rear Tyre | Slick-Medium | |
| 18 | 1'40.240 | 27.186 | 23.661 | 25.349 | 24.044 | 330.0 | | New Tyre | | New Tyre | | | |
| 19 | 1'51.696 | 34.148 | 25.534 | 26.971 | 25.043 | 315.1 | 14 | 5'08.451 | 29.184 | 24.520 | 31.055 | 24.152 | 331.8 |
| 13th 37 Augusto FERNANDEZ KTM SPA GASGAS Factory Racing Tech3 Runs=3 Total laps=20 Full laps=15 Valid laps=13 | | | | | | | 15 | 1'40.037 | 27.136 | 23.642 | 25.265 | 23.994 | 332.7 |
| Run # | 1 | Front Tyre | Slick-Medium | Rear Tyre | Slick-Hard | | 16 | 1'42.617 | 27.184 | 23.697 | 26.625 | 25.111 | 332.7 |
| | | New Tyre | | New Tyre | | | 17 | 1'45.999 | 27.207 | 25.235 | 28.051 | 25.506 | 330.9 |
| 1 | 2'37.666 | 33.045 | 27.962 | 29.120 | 29.339 | 275.5 | 15th 20 Fabio QUARTARARO YAMAHA FRA Monster Energy Yamaha MotoGP Runs=3 Total laps=19 Full laps=13 Valid laps=12 | | | | | | |
| 2 | 1'47.677 | 29.337 | 25.060 | 27.946 | 25.334 | 311.9 | Run # | 1 | Front Tyre | Slick-Soft | Rear Tyre | Slick-Hard | |
| 3 | 1'44.478 | 28.357 | 24.719 | 26.819 | 24.583 | 319.9 | | New Tyre | | New Tyre | | | |
| 4 | 1'42.319 | 27.735 | 24.050 | 25.987 | 24.547 | 329.2 | 1 | 2'50.035 | 30.296 | 25.118 | 27.037 | 24.996 | 318.3 |
| 5 | 1'41.891 | 27.655 | 23.987 | 25.821 | 24.428 | 329.2 | 2 | 1'43.970 | 28.217 | 25.183 | 26.059 | 24.511 | 312.7 |
| 6 | 1'41.600 | 27.645 | 24.040 | 25.665 | 24.250 | 328.3 | 3 | 1'41.921 | 27.638 | 24.123 | 25.798 | 24.362 | 329.2 |
| 7 | 1'44.086 | 28.633 | 24.418 | 26.367 | 24.668 | 329.2 | 4 | 1'41.999 | 27.650 | 24.275 | 25.784 | 24.290 | 316.7 |
| 8 | 1'42.182 | 27.656 | 24.223 | 25.656 | 24.647 | 332.7 | 5 | 1'42.010 | 27.686 | 24.122 | 25.799 | 24.403 | 330.0 |
| 9 | 1'41.558 | 27.476 | 24.145 | 25.770 | 24.167 | 330.0 | 6 | 1'41.452 | 27.547 | 23.983 | 25.691 | 24.231 | 330.0 |
| 10 | 1'41.070 * | 27.445 | 23.943 | 25.584 | 24.098* | 328.3 | 7 | 1'41.512 | 27.408 | 23.972 | 25.736 | 24.396 | 330.0 |
| 11 | 1'44.336 P | 28.681 | 24.819 | 26.332 | 24.504 | 319.1 | 8 | 1'44.422 P | 27.573 | 23.996 | 26.053* | 26.800 | 330.9 |
| Run # | 2 | Front Tyre | Slick-Medium | Rear Tyre | Slick-Hard | | Run # | 2 | Front Tyre | Slick-Soft | Rear Tyre | Slick-Hard | |
| | | 11 Laps at start | | 11 Laps at start | | | | 8 Laps at start | | 8 Laps at start | | | |
| 12 | 8'24.580 | 30.285 | 24.512 | 26.003 | 24.566 | 321.5 | 9 | 9'53.402 | 29.604 | 24.152 | 26.089 | 24.363 | 330.9 |
| 13 | 1'41.007 | 27.463 | 23.875 | 25.456 | 24.213 | 330.9 | 10 | 1'41.284 | 27.470 | 23.916 | 25.759 | 24.139 | 330.9 |
| 14 | 1'45.555 * | 27.450* | 23.899 | 29.285 | 24.921 | 330.9 | 11 | 1'41.101 | 27.453 | 23.827 | 25.625 | 24.196 | 331.8 |
| 15 | 1'40.730 | 27.356 | 23.730 | 25.419 | 24.225 | 332.7 | 12 | 1'41.255 | 27.485 | 23.940 | 25.700 | 24.130 | 331.8 |
| 16 | 1'41.853 P | 27.590 | 24.226 | 25.840 | 24.197 | 329.2 | 13 | 1'41.066 * | 27.514* | 23.804 | 25.588 | 24.160 | 332.7 |

Fastest Lap: Maverick VIÑALES Aprilia Racing SPA **1'39.207** 26.883 23.365 25.176 23.783

These data/results cannot be reproduced, stored and/or transmitted in whole or in part by any manner of electronic, mechanical, photocopying, recording, broadcasting or otherwise now known or herein after developed without the previous express consent by the copyright owner, except for reproduction in daily press and regular printed publications on sale to the public within 60 days of the event related to those data/results and always provided that copyright symbol appears together as follows below.
© DORNA, 2023

Official MotoGP Timing by TISSOT
www.motogp.com



Practice Nr. 1

MotoGP

| Lap | Lap Time | T1 | T2 | T3 | T4 | Speed | Lap | Lap Time | T1 | T2 | T3 | T4 | Speed |
|----------------|-------------------|---------------|---------------|------------------|---------------|--------------|----------------|-------------------|---------------|---------------|------------------|---------------|-------|
| 14 | 1'40.982 | 27.414 | 23.771 | 25.587 | 24.210 | 332.7 | 12 | 1'41.378 | 27.402 | 23.946 | 25.673 | 24.357 | 329.2 |
| 15 | 1'45.878 P | 30.341 | 25.025 | 25.999 | 24.513 | 332.7 | 13 | 1'41.455 | 27.591 | 23.925 | 25.713 | 24.226 | 330.0 |
| Run # 3 | Front Tyre | Slick-Medium | | Rear Tyre | Slick-Medium | | Run # 3 | Front Tyre | Slick-Medium | | Rear Tyre | Slick-Medium | |
| | | New Tyre | | | New Tyre | | | | New Tyre | | | New Tyre | |
| 16 | 6'46.446 | 29.215 | 24.123 | 26.554 | 24.127 | 314.3 | 15 | 8'04.036 | 29.495 | 24.233 | 26.051 | 24.386 | 329.2 |
| 17 | 1'40.116 | 27.250 | 23.621 | 25.403 | 23.842 | 332.7 | 16 | 1'40.336 | 27.282 | 23.750 | 25.261 | 24.043 | 330.9 |
| 18 | 1'40.255 | 27.166 | 23.714 | 25.427 | 23.948 | 333.6 | 17 | 1'40.514 | 27.244 | 23.733 | 25.426 | 24.111 | 330.9 |
| 19 | 2'23.874 P | 34.789 | 53.030 | 29.811 | 26.244 | 271.3 | 18 | 1'54.687 | 37.513 | 25.404 | 27.193 | 24.577 | 317.5 |

16th 33 Brad BINDER KTM RSA
Red Bull KTM Factory Racing

Runs=3 Total laps=19 Full laps=14 Valid laps=12

| Run # | 1 | Front Tyre | Slick-Medium | Rear Tyre | Slick-Hard | |
|-------|-----------------|------------|--------------|-----------|------------|--------------|
| | | New Tyre | | New Tyre | | |
| 1 | 2'23.604 | 32.027 | 25.686 | 27.936 | 26.158 | 290.2 |
| 2 | 1'49.172 | 31.424 | 25.705 | 26.930 | 25.113 | 326.6 |
| 3 | 1'51.710 | 28.003 | 32.602 | 26.430 | 24.675 | 330.9 |
| 4 | 1'42.262 | 27.683 | 24.114 | 25.849 | 24.616 | 331.8 |
| 5 | 1'44.210 | 28.860 | 24.298 | 26.215 | 24.837 | 328.3 |
| 6 | 1'42.235 | 28.049 | 24.063 | 25.744 | 24.379 | 331.8 |
| 7 | 1'41.435 | 27.527 | 24.048 | 25.545 | 24.315 | 329.2 |
| 8 | 1'46.849 * | 27.849 | 24.107 | 27.687* | 27.206* | 331.8 |
| 9 | 1'44.899 P | 27.703 | 24.093 | 28.205 | 24.898 | 328.3 |

| Run # | 2 | Front Tyre | Slick-Medium | Rear Tyre | Slick-Hard | |
|-------|-----------------|-----------------|---------------|-----------------|------------|-------|
| | | 9 Laps at start | | 9 Laps at start | | |
| 10 | 7'49.509 | 30.725 | 26.654 | 27.195 | 25.205 | 325.7 |
| 11 | 1'46.622 | 27.981 | 24.805 | 29.263 | 24.573 | 329.2 |
| 12 | 1'41.617 | 27.646 | 23.950 | 25.599 | 24.422 | 330.0 |
| 13 | 1'42.040 | 27.500 | 24.458 | 25.837 | 24.245 | 328.3 |
| 14 | 1'41.509 | 27.659 | 23.842 | 25.608 | 24.400 | 330.0 |
| 15 | 1'43.796 * | 27.508 | 23.839 | 26.917* | 25.532* | 330.0 |
| 16 | 1'47.011 P | 30.547 | 25.032 | 25.882 | 25.550 | 329.2 |

| Run # | 3 | Front Tyre | Slick-Hard | Rear Tyre | Slick-Medium | |
|-------|-----------------|---------------|------------|---------------|---------------|-------|
| | | New Tyre | | New Tyre | | |
| 17 | 7'28.887 | 30.292 | 31.455 | 26.358 | 25.652 | 327.4 |
| 18 | 1'40.782 | 27.355 | 23.944 | 25.446 | 24.037 | 329.2 |
| 19 | 1'40.264 | 27.139 | 23.845 | 25.316 | 23.964 | 331.8 |

17th 25 Raul FERNANDEZ APRILIA SPA
CryptoDATA RNF MotoGP Team

Runs=3 Total laps=18 Full laps=13 Valid laps=13

| Run # | 1 | Front Tyre | Slick-Medium | Rear Tyre | Slick-Hard | |
|-------|-----------------|------------|--------------|-----------|------------|-------|
| | | New Tyre | | New Tyre | | |
| 1 | 2'46.471 | 30.281 | 25.414 | 27.231 | 25.338 | 294.3 |
| 2 | 1'43.192 | 28.425 | 24.036 | 26.220 | 24.511 | 329.2 |
| 3 | 1'42.921 | 27.815 | 24.496 | 26.041 | 24.569 | 327.4 |
| 4 | 1'46.543 | 31.453 | 24.635 | 26.000 | 24.455 | 314.3 |
| 5 | 1'42.165 | 27.811 | 24.226 | 25.756 | 24.372 | 328.3 |
| 6 | 1'41.589 | 27.639 | 24.108 | 25.680 | 24.162 | 328.3 |
| 7 | 1'41.703 | 27.546 | 24.160 | 25.705 | 24.292 | 330.0 |
| 8 | 1'47.711 P | 29.390 | 25.055 | 27.122 | 26.144 | 323.2 |

| Run # | 2 | Front Tyre | Slick-Medium | Rear Tyre | Slick-Hard | |
|-------|-----------------|-----------------|--------------|-----------|------------|--------------|
| | | 8 Laps at start | | New Tyre | | |
| 9 | 8'24.762 | 32.602 | 24.587 | 26.113 | 24.493 | 324.0 |
| 10 | 1'41.261 | 27.586 | 23.859 | 25.645 | 24.171 | 330.9 |
| 11 | 1'41.267 | 27.571 | 24.015 | 25.537 | 24.144 | 330.0 |

18th 36 Joan MIR HONDA SPA
Repsol Honda Team

Runs=3 Total laps=19 Full laps=14 Valid laps=13

| Run # | 1 | Front Tyre | Slick-Soft | Rear Tyre | Slick-Hard | |
|-------|-----------------|------------|------------|-----------|------------|-------|
| | | New Tyre | | New Tyre | | |
| 1 | 2'19.981 | 31.888 | 25.320 | 27.327 | 25.416 | 294.3 |
| 2 | 1'44.342 | 29.066 | 24.294 | 26.369 | 24.613 | 317.5 |
| 3 | 1'43.338 | 27.796 | 23.950 | 27.128 | 24.464 | 330.0 |
| 4 | 1'41.610 | 27.563 | 23.971 | 25.744 | 24.332 | 328.3 |
| 5 | 1'43.694 | 28.947 | 24.322 | 25.969 | 24.456 | 327.4 |
| 6 | 1'41.829 | 27.605 | 24.152 | 25.774 | 24.298 | 327.4 |
| 7 | 1'43.916 P | 27.610 | 24.161 | 25.795 | 26.350 | 326.6 |

| Run # | 2 | Front Tyre | Slick-Soft | Rear Tyre | Slick-Hard | |
|-------|-----------------|-----------------|------------|-----------------|------------|--------------|
| | | 7 Laps at start | | 7 Laps at start | | |
| 8 | 10'27.654 | 30.445 | 24.414 | 26.199 | 24.657 | 325.7 |
| 9 | 1'42.222 | 27.622 | 24.594 | 25.843 | 24.163 | 327.4 |
| 10 | 1'41.435 | 27.463 | 24.075 | 25.620 | 24.277 | 327.4 |
| 11 | 1'41.254 | 27.390 | 23.959 | 25.738 | 24.167 | 327.4 |
| 12 | 1'45.972 | 28.525 | 27.367 | 25.937 | 24.143 | 329.2 |
| 13 | 1'41.496 * | 27.527* | 24.099 | 25.648 | 24.222 | 328.3 |
| 14 | 1'41.115 | 27.420 | 23.922 | 25.640 | 24.133 | 329.2 |
| 15 | 1'43.583 | 29.130 | 24.187 | 25.755 | 24.511 | 330.9 |
| 16 | 1'41.532 P | 27.392 | 24.046 | 25.597 | 24.497 | 328.3 |

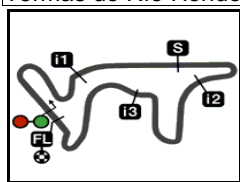
| Run # | 3 | Front Tyre | Slick-Medium | Rear Tyre | Slick-Hard | |
|-------|-----------------|---------------|---------------|---------------|---------------|-------|
| | | New Tyre | | New Tyre | | |
| 17 | 6'26.578 | 29.474 | 24.169 | 26.222 | 24.175 | 328.3 |
| 18 | 1'40.665 | 27.179 | 23.852 | 25.458 | 24.176 | 328.3 |
| 19 | 1'40.791 | 27.366 | 23.954 | 25.408 | 24.063 | 327.4 |

Fastest Lap: Maverick VIÑALES Aprilia Racing SPA **1'39.207** 26.883 23.365 25.176 23.783

These data/results cannot be reproduced, stored and/or transmitted in whole or in part by any manner of electronic, mechanical, photocopying, recording, broadcasting or otherwise now known or herein after developed without the previous express consent by the copyright owner, except for reproduction in daily press and regular printed publications on sale to the public within 60 days of the event related to those data/results and always provided that copyright symbol appears together as follows below.
© DORNA, 2023

Official MotoGP Timing by TISSOT
www.motogp.com





4806 m.

GRAN PREMIO MICHELIN® DE LA REPÚBLICA ARGENTINA

Practice Nr. 1

Best Partial Times

MotoGP™

IT Ideal Lap Time, sum of the best partial times

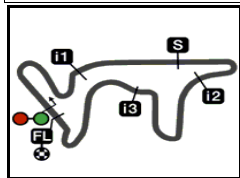
BT Best Lap Time

| T1 | | T2 | | T3 | | T4 | | | | IT | | BT |
|-----|-----------------------|---------------|---------------------|---------------|-----------------------|---------------|-----------------------|---------------|-----|---------------------|----------|---------------|
| Pos | Rider | Time | Rider | Time | Rider | Time | Rider | Time | Pos | Rider | IT | BT |
| 1 | M.VIÑALES | 26.848 | M.VIÑALES | 23.365 | A.ESPARGARO | 25.054 | L.MARINI | 23.688 | 1 | M.VIÑALES | 1'39.135 | 1'39.207 (1) |
| 2 | F.MORBIDELLI | 26.924 | L.MARINI | 23.455 | M.VIÑALES | 25.141 | J.MARTIN | 23.709 | 2 | A.ESPARGAR | 1'39.381 | 1'39.491 (2) |
| 3 | A.RINS | 26.960 | J.MARTIN | 23.502 | T.NAKAGAMI | 25.149 | M.BEZZECCHI | 23.717 | 3 | L.MARINI | 1'39.403 | 1'39.633 (7) |
| 4 | J.ZARCO | 26.974 | F.MORBIDELLI | 23.514 | J.MARTIN | 25.191 | A.MARQUEZ | 23.729 | 4 | J.MARTIN | 1'39.417 | 1'39.508 (3) |
| 5 | L.MARINI | 27.001 | A.ESPARGARO | 23.518 | M.BEZZECCHI | 25.242 | T.NAKAGAMI | 23.730 | 5 | J.ZARCO | 1'39.564 | 1'39.628 (6) |
| 6 | J.MARTIN | 27.015 | A.RINS | 23.530 | A.FERNANDEZ | 25.251 | J.ZARCO | 23.757 | 6 | M.BEZZECCHI | 1'39.572 | 1'39.700 (9) |
| 7 | A.ESPARGARO | 27.035 | A.MARQUEZ | 23.542 | A.MARQUEZ | 25.252 | A.ESPARGARO | 23.774 | 7 | T.NAKAGAMI | 1'39.583 | 1'39.583 (4) |
| 8 | M.BEZZECCHI | 27.054 | J.ZARCO | 23.544 | L.MARINI | 25.259 | F.BAGNAIA | 23.778 | 8 | A.MARQUEZ | 1'39.589 | 1'39.610 (5) |
| 9 | A.MARQUEZ | 27.066 | F.DI GIANNANTO | 23.546 | R.FERNANDEZ | 25.261 | M.VIÑALES | 23.781 | 9 | A.RINS | 1'39.649 | 1'39.802 (11) |
| 10 | F.BAGNAIA | 27.073 | M.BEZZECCHI | 23.559 | J.MILLER | 25.265 | F.QUARTARARO | 23.842 | 10 | F.MORBIDELLI | 1'39.696 | 1'39.696 (8) |
| 11 | T.NAKAGAMI | 27.079 | F.BAGNAIA | 23.585 | J.ZARCO | 25.289 | A.RINS | 23.843 | 11 | F.BAGNAIA | 1'39.737 | 1'39.751 (10) |
| 12 | F.DI GIANNANTO | 27.108 | A.FERNANDEZ | 23.612 | F.BAGNAIA | 25.301 | A.FERNANDEZ | 23.857 | 12 | A.FERNANDEZ | 1'39.871 | 1'39.994 (13) |
| 13 | J.MILLER | 27.136 | F.QUARTARARO | 23.621 | F.MORBIDELLI | 25.303 | F.MORBIDELLI | 23.955 | 13 | F.DI GIANNAN | 1'39.926 | 1'39.926 (12) |
| 14 | B.BINDER | 27.139 | T.NAKAGAMI | 23.625 | F.DI GIANNANTO | 25.309 | F.DI GIANNANTO | 23.963 | 14 | F.QUARTARAR | 1'40.032 | 1'40.116 (15) |
| 15 | A.FERNANDEZ | 27.151 | J.MILLER | 23.642 | B.BINDER | 25.316 | B.BINDER | 23.964 | 15 | J.MILLER | 1'40.037 | 1'40.037 (14) |
| 16 | F.QUARTARARO | 27.166 | R.FERNANDEZ | 23.733 | A.RINS | 25.316 | J.MILLER | 23.994 | 16 | B.BINDER | 1'40.258 | 1'40.264 (16) |
| 17 | J.MIR | 27.179 | B.BINDER | 23.839 | F.QUARTARARO | 25.403 | R.FERNANDEZ | 24.043 | 17 | R.FERNANDEZ | 1'40.281 | 1'40.336 (17) |
| 18 | R.FERNANDEZ | 27.244 | J.MIR | 23.852 | J.MIR | 25.408 | J.MIR | 24.063 | 18 | J.MIR | 1'40.502 | 1'40.665 (18) |

These data/results cannot be reproduced, stored and/or transmitted in whole or in part by any manner of electronic, mechanical, photocopying, recording, broadcasting or otherwise now known or herein after developed without the previous express consent by the copyright owner, except for reproduction in daily press and regular printed publications on sale to the public within 60 days of the event related to those data/results and always provided that copyright symbol appears together as follows below.
© DORNA, 2023


Official MotoGP Timing by 
www.motogp.com





4806 m.

MotoGP™**GRAN PREMIO MICHELIN® DE LA REPÚBLICA ARGENTINA****Practice Nr. 1****Fastest Laps Sequence**

| <i>Practice Time</i> |  <i>Rider</i> | <i>Nation</i> | <i>Motorcycle</i> | <i>Time</i> | <i>Km/h</i> | <i>Rider's Lap</i> |
|----------------------|------------------------------------------------------------------------------------------------|---------------|-------------------|-----------------|-------------|--------------------|
| 3'34.202 | 21 Franco MORBIDELLI | ITA | YAMAHA | 1'42.361 | 169.0 | 2 |
| 5'15.250 | 21 Franco MORBIDELLI | ITA | YAMAHA | 1'41.048 | 171.2 | 3 |
| 7'46.882 | 41 Aleix ESPARGARO | SPA | APRILIA | 1'40.953 | 171.3 | 4 |
| 7'49.783 | 12 Maverick VIÑALES | SPA | APRILIA | 1'40.924 | 171.4 | 4 |
| 9'08.236 | 30 Takaaki NAKAGAMI | JPN | HONDA | 1'40.825 | 171.6 | 5 |
| 10'44.137 | 89 Jorge MARTIN | SPA | DUCATI | 1'40.704 | 171.8 | 6 |
| 12'31.453 | 30 Takaaki NAKAGAMI | JPN | HONDA | 1'40.647 | 171.9 | 7 |
| 23'13.359 | 12 Maverick VIÑALES | SPA | APRILIA | 1'40.559 | 172.0 | 10 |
| 25'14.833 | 41 Aleix ESPARGARO | SPA | APRILIA | 1'40.322 | 172.4 | 11 |
| 25'18.642 | 21 Franco MORBIDELLI | ITA | YAMAHA | 1'40.262 | 172.5 | 11 |
| 28'15.953 | 12 Maverick VIÑALES | SPA | APRILIA | 1'40.230 | 172.6 | 13 |
| 29'56.013 | 12 Maverick VIÑALES | SPA | APRILIA | 1'40.060 | 172.9 | 14 |
| 36'58.893 | 72 Marco BEZZECCHI | ITA | DUCATI | 1'39.700 | 173.5 | 15 |
| 41'03.391 | 12 Maverick VIÑALES | SPA | APRILIA | 1'39.598 | 173.7 | 17 |
| 42'42.598 | 12 Maverick VIÑALES | SPA | APRILIA | 1'39.207 | 174.3 | 18 |

These data/results cannot be reproduced, stored and/or transmitted in whole or in part by any manner of electronic, mechanical, photocopying, recording, broadcasting or otherwise now known or herein after developed without the previous express consent by the copyright owner, except for reproduction in daily press and regular printed publications on sale to the public within 60 days of the event related to those data/results and always provided that copyright symbol appears together as follows below.

© DORNA, 2023

Official MotoGP Timing by **TISSOT**
www.motogp.com



Termas de Río Hondo, Friday, March 31, 2023