


5513 m.

RED BULL GRAND PRIX OF THE AMERICAS

Practice Nr. 2

Classification

6

		Rider	Nation	Team	Motorcycle	Time	Lap Total	Gap	Top Speed
1	37	Pedro ACOSTA	SPA	Red Bull KTM Ajo	KALEX	2'09.856	13 13		284.2
2	14	Tony ARBOLINO	ITA	Elf Marc VDS Racing Team	KALEX	2'10.079	9 9	0.223 0.223	284.2
3	40	Aron CANET	SPA	Pons Wegow Los40	KALEX	2'10.130	7 7	0.274 0.051	279.7
4	16	Joe ROBERTS	USA	Italtrans Racing Team	KALEX	2'10.213	12 12	0.357 0.083	279.7
5	96	Jake DIXON	GBR	Asterius GASGAS Aspar M2	KALEX	2'10.343	7 7	0.487 0.130	277.6
6	22	Sam LOWES	GBR	Elf Marc VDS Racing Team	KALEX	2'10.361	11 12	0.505 0.018	278.3
7	75	Albert ARENAS	SPA	Red Bull KTM Ajo	KALEX	2'10.362	13 14	0.506 0.001	281.9
8	7	Barry BALTUS	BEL	Fieten Olie Racing GP	KALEX	2'10.526	9 10	0.670 0.164	276.9
9	12	Filip SALTIC	CZE	QJMOTOR Gresini Moto2	KALEX	2'10.560	9 9	0.704 0.034	279.7
10	64	Bo BENDSNEYDER	NED	Pertamina Mandalika SAG Team	KALEX	2'10.636	13 14	0.780 0.076	275.5
11	15	Darryn BINDER	RSA	Liqui Moly Husqvarna Intact GP	KALEX	2'10.654	9 10	0.798 0.018	286.4
12	54	Fermín ALDEGUER	SPA	Beta Tools SpeedUp	BOSCOSCURO	2'10.686	8 8	0.830 0.032	283.4
13	21	Alonso LOPEZ	SPA	Beta Tools SpeedUp	BOSCOSCURO	2'10.769	9 11	0.913 0.083	280.5
14	13	Celestino VIETTI	ITA	Fantic Racing	KALEX	2'10.777	11 12	0.921 0.008	281.9
15	18	Manuel GONZALEZ	SPA	Correos Prepago Yamaha VR46 M	KALEX	2'10.856	10 11	1.000 0.079	284.2
16	52	Jeremy ALCOBA	SPA	QJMOTOR Gresini Moto2	KALEX	2'10.887	7 7	1.031 0.031	279.0
17	35	Somkiat CHANTRA	THA	IDEMITSU Honda Team Asia	KALEX	2'10.959	5 12	1.103 0.072	279.7
18	84	Zonta VD GOORBERGH	NED	Fieten Olie Racing GP	KALEX	2'11.486	12 12	1.630 0.527	278.3
19	71	Dennis FOGGIA	ITA	Italtrans Racing Team	KALEX	2'11.675	10 10	1.819 0.189	281.2
20	11	Sergio GARCIA	SPA	Pons Wegow Los40	KALEX	2'11.917	12 13	2.061 0.242	279.7
21	33	Rory SKINNER	GBR	American Racing	KALEX	2'11.964	9 10	2.108 0.047	276.2
22	79	Ai OGURA	JPN	IDEMITSU Honda Team Asia	KALEX	2'11.972	10 10	2.116 0.008	277.6
23	24	Marcos RAMIREZ	SPA	Forward Team	FORWARD	2'12.110	10 10	2.254 0.138	279.7
24	19	Lorenzo DALLA PORTA	ITA	Pertamina Mandalika SAG Team	KALEX	2'12.198	10 11	2.342 0.088	279.7
25	4	Sean Dylan KELLY	USA	American Racing	KALEX	2'12.267	12 12	2.411 0.069	276.2
26	3	Lukas TULOVIC	GER	Liqui Moly Husqvarna Intact GP	KALEX	2'12.898	11 11	3.042 0.631	279.7
27	28	Izan GUEVARA	SPA	Asterius GASGAS Aspar M2	KALEX	2'13.103	10 11	3.247 0.205	281.9
28	72	Borja GOMEZ	SPA	Fantic Racing	KALEX	2'13.406	11 12	3.550 0.303	279.7
29	98	David SANCHIS	SPA	Forward Team	FORWARD	2'14.933	11 11	5.077 1.527	271.3
Not qualified (Out 105%)						2'16.348			
2		Soichiro MINAMIMOTO	JPN	Correos Prepago Yamaha VR46 M	KALEX	2'16.352	16 16	6.496 1.419	275.5

Practice condition: **Dry**

Air: 23°

Humidity: 68%

Ground: 28°

	Fastest Lap:	Lap: 13	Pedro ACOSTA	2'09.856	152.8 Km/h
	Best Race Lap:	2022	Aron CANET	2'09.312	153.4 Km/h
	All Time Lap Record:	2022	Cameron BEAUBIER	2'08.751	154.1 Km/h

The results are provisional until the end of the limit for protest and appeals.

Time limit for protest expires 30' after publication of the results - Time:

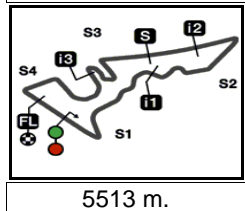
These data/results cannot be reproduced, stored and/or transmitted in whole or in part by any manner of electronic, mechanical, photocopying, recording, broadcasting or otherwise now known or herein after developed without the previous express consent by the copyright owner, except for reproduction in daily press and regular printed publications on sale to the public within 60 days of the event related to those data/results and always provided that copyright symbol appears together as follows below.

© DORNA, 2023

Official MotoGP Timing by **TISSOT**
www.motogp.com

Austin, Friday, April 14, 2023






5513 m.

RED BULL GRAND PRIX OF THE AMERICAS

Practice Nr. 2

Combined Practice Times

7

	Rider	Nation	Team	MOTORCYCLE	P1	P2	Gap
1	37 P.ACOSTA	SPA	Red Bull KTM Ajo	KALEX	2'10.662	14 2'09.856	13
2	14 T.ARBOLINO	ITA	Elf Marc VDS Racing Team	KALEX	2'10.774	14 2'10.079	9 0.223 0.223
3	40 A.CANET	SPA	Pons Wegow Los40	KALEX	2'10.704	7 2'10.130	7 0.274 0.051
4	16 J.ROBERTS	USA	Italtrans Racing Team	KALEX	2'11.430	14 2'10.213	12 0.357 0.083
5	96 J.DIXON	GBR	Asterius GASGAS Aspar M2	KALEX	2'10.516	13 2'10.343	7 0.487 0.130
6	22 S.LOWES	GBR	Elf Marc VDS Racing Team	KALEX	2'10.964	15 2'10.361	11 0.505 0.018
7	75 A.ARENAS	SPA	Red Bull KTM Ajo	KALEX	2'12.426	14 2'10.362	13 0.506 0.001
8	35 S.CHANTRA	THA	IDEMITSU Honda Team Asia	KALEX	2'10.525	17 2'10.959	5 0.669 0.163
9	7 B.BALTUS	BEL	Fieten Olie Racing GP	KALEX	2'10.753	15 2'10.526	9 0.670 0.001
10	12 F.SALAC	CZE	QJMOTOR Gresini Moto2	KALEX	2'10.538	14 2'10.560	9 0.682 0.012
11	64 B.BENDSNEYDE	NED	Pertamina Mandalika SAG Team	KALEX	2'11.099	13 2'10.636	13 0.780 0.098
12	15 D.BINDER	RSA	Liqui Moly Husqvarna Intact GP	KALEX	2'11.742	14 2'10.654	9 0.798 0.018
13	21 A.LOPEZ	SPA	Beta Tools SpeedUp	BOSCOSCURO	2'10.678	14 2'10.769	9 0.822 0.024
14	54 F.ALDEGUER	SPA	Beta Tools SpeedUp	BOSCOSCURO	2'10.767	13 2'10.686	8 0.830 0.008
15	13 C.VIETTI	ITA	Fantic Racing	KALEX	2'11.715	13 2'10.777	11 0.921 0.091
16	52 J.ALCOBA	SPA	QJMOTOR Gresini Moto2	KALEX	2'10.790	14 2'10.887	7 0.934 0.013
17	18 M.GONZALEZ	SPA	Correos Prepago Yamaha VR46 MasterCamp	KALEX	2'11.275	14 2'10.856	10 1.000 0.066
18	84 Z.VD GOORBERG	NED	Fieten Olie Racing GP	KALEX	2'12.876	14 2'11.486	12 1.630 0.630
19	71 D.FOGGIA	ITA	Italtrans Racing Team	KALEX	2'11.931	12 2'11.675	10 1.819 0.189
20	11 S.GARCIA	SPA	Pons Wegow Los40	KALEX	2'13.213	14 2'11.917	12 2.061 0.242
21	33 R.SKINNER	GBR	American Racing	KALEX	2'12.767	14 2'11.964	9 2.108 0.047
22	79 A.OGURA	JPN	IDEMITSU Honda Team Asia	KALEX	2'12.793	5 2'11.972	10 2.116 0.008
23	24 M.RAMIREZ	SPA	Forward Team	FORWARD	2'12.762	13 2'12.110	10 2.254 0.138
24	19 L.DALLA PORTA	ITA	Pertamina Mandalika SAG Team	KALEX	2'12.965	8 2'12.198	10 2.342 0.088
25	4 S.KELLY	USA	American Racing	KALEX	2'12.576	13 2'12.267	12 2.411 0.069
26	3 L.TULOVIC	GER	Liqui Moly Husqvarna Intact GP	KALEX	2'13.775	15 2'12.898	11 3.042 0.631
27	28 I.GUEVARA	SPA	Asterius GASGAS Aspar M2	KALEX	2'15.918	8 2'13.103	10 3.247 0.205
28	72 B.GOMEZ	SPA	Fantic Racing	KALEX	2'15.656	10 2'13.406	11 3.550 0.303
29	98 D.SANCHIS	SPA	Forward Team	FORWARD	2'18.139	8 2'14.933	11 5.077 1.527
	2 S.MINAMIMOTO	JPN	Correos Prepago Yamaha VR46 MasterCamp	KALEX	2'18.700	13 2'16.352	16 6.496 1.419

Pole Position Record:	2022	Cameron BEAUBIER	2'08.751	154.1 Km/h
Best Race Lap:	2022	Aron CANET	2'09.312	153.4 Km/h
All Time Lap Record:	2022	Cameron BEAUBIER	2'08.751	154.1 Km/h

The results are provisional until the end of the limit for protest and appeals.

Time limit for protest expires 60' after publication of the results - Time:

These data/results cannot be reproduced, stored and/or transmitted in whole or in part by any manner of electronic, mechanical, photocopying, recording, broadcasting or otherwise now known or herein after developed without the previous express consent by the copyright owner, except for reproduction in daily press and regular printed publications on sale to the public within 60 days of the event related to those data/results and always provided that copyright symbol appears together as follows below.

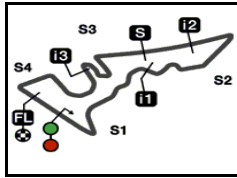
© DORNA, 2023

Official MotoGP Timing by TISSOT

www.motogp.com

Austin, Friday, April 14, 2023





5513 m.

RED BULL GRAND PRIX OF THE AMERICAS

Practice Nr. 2

Top Speed & Average

8



Rider	Nation	Motorcycle	Top 5 speeds					Average	Top
15 Darryn BINDER	RSA	KALEX	286.4	283.4	281.2	277.6	277.6	281.2	286.4
14 Tony ARBOLINO	ITA	KALEX	284.2	281.9	280.5	279.0	279.0	280.9	284.2
18 Manuel GONZALEZ	SPA	KALEX	284.2	281.2	281.2	279.0	278.3	280.4	284.2
37 Pedro ACOSTA	SPA	KALEX	284.2	283.4	282.7	281.2	281.2	282.3	284.2
54 Fermín ALDEGUER	SPA	BOSCOSCURO	283.4	280.5	277.6	275.5	275.5	278.5	283.4
13 Celestino VIETTI	ITA	KALEX	281.9	281.2	280.5	280.5	279.7	280.8	281.9
28 Izan GUEVARA	SPA	KALEX	281.9	281.2	278.3	276.9	276.2	278.1	281.9
75 Albert ARENAS	SPA	KALEX	281.9	280.5	279.7	279.0	277.6	279.4	281.9
71 Dennis FOGGIA	ITA	KALEX	281.2	279.0	279.0	279.0	278.3	279.3	281.2
21 Alonso LOPEZ	SPA	BOSCOSCURO	280.5	279.0	275.5	274.1	273.4	276.5	280.5
3 Lukas TULOVIC	GER	KALEX	279.7	279.0	277.6	277.6	276.9	278.0	279.7
11 Sergio GARCIA	SPA	KALEX	279.7	278.3	278.3	278.3	276.9	278.3	279.7
12 Filip SALAC	CZE	KALEX	279.7	276.9	276.9	276.2	275.5	276.6	279.7
16 Joe ROBERTS	USA	KALEX	279.7	279.7	279.0	278.3	276.2	278.6	279.7
19 Lorenzo DALLA PORTA	ITA	KALEX	279.7	279.7	277.6	276.2	275.5	277.1	279.7
24 Marcos RAMIREZ	SPA	FORWARD	279.7	278.3	277.6	277.6	276.9	278.0	279.7
35 Somkiat CHANTRA	THA	KALEX	279.7	279.7	279.0	279.0	279.0	279.3	279.7
40 Aron CANET	SPA	KALEX	279.7	279.0	279.0	277.6	276.2	278.3	279.7
72 Borja GOMEZ	SPA	KALEX	279.7	279.7	277.6	277.6	276.9	277.8	279.7
52 Jeremy ALCOBA	SPA	KALEX	279.0	278.3	277.6	276.9	272.7	276.9	279.0
22 Sam LOWES	GBR	KALEX	278.3	277.6	277.6	276.9	276.9	277.5	278.3
84 Zonta VD GOORBERGH	NED	KALEX	278.3	276.9	276.2	276.2	275.5	276.6	278.3
79 Ai OGURA	JPN	KALEX	277.6	276.9	276.9	276.9	276.2	276.9	277.6
96 Jake DIXON	GBR	KALEX	277.6	277.6	276.2	273.4	271.3	275.2	277.6
7 Barry BALTUS	BEL	KALEX	276.9	276.2	276.2	276.2	275.5	276.0	276.9
4 Sean Dylan KELLY	USA	KALEX	276.2	272.7	272.0	272.0	272.0	273.0	276.2
33 Rory SKINNER	GBR	KALEX	276.2	274.1	272.7	272.0	272.0	273.4	276.2
2 Soichiro MINAMIMOTO	JPN	KALEX	275.5	274.1	274.1	274.1	273.4	273.9	275.5
64 Bo BENDSNEYDER	NED	KALEX	275.5	275.5	274.8	274.8	274.1	274.6	275.5
98 David SANCHIS	SPA	FORWARD	271.3	271.3	271.3	270.6	270.6	271.0	271.3

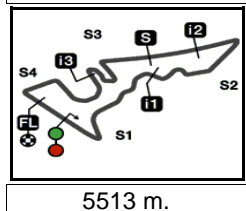
These data/results cannot be reproduced, stored and/or transmitted in whole or in part by any manner of electronic, mechanical, photocopying, recording, broadcasting or otherwise now known or herein after developed without the previous express consent by the copyright owner, except for reproduction in daily press and regular printed publications on sale to the public within 60 days of the event related to those data/results and always provided that copyright symbol appears together as follows below.

© DORNA, 2023

Official MotoGP Timing by TISSOT
www.motogp.com

Austin, Friday, April 14, 2023





RED BULL GRAND PRIX OF THE AMERICAS

Practice Nr. 2

Chronological Analysis of Performances

9

* Lap / Sector time cancelled T1 Time from finish line to 1st intermediate T3 Time from 2nd intermed. to 3rd intermed.
 P Crossing the finish line in pit lane T2 Time from 1st intermed. to 2nd intermed. T4 Time from 3rd intermediate to finish line

Lap	Lap Time	T1	T2	T3	T4	Speed	Lap	Lap Time	T1	T2	T3	T4	Speed
-----	----------	----	----	----	----	-------	-----	----------	----	----	----	----	-------

1st 37 Pedro ACOSTA							
		Red Bull KTM Ajo	SPA				
		Runs=3	Total laps=13	Full laps=8	Valid laps=7		
1	3'22.183	35.624	36.378	34.181	32.204	275.5	
2	2'25.089	37.768	42.243	33.512	31.566	268.6	
3	2'16.015 *	38.85*	33.967	32.896	30.295	279.0	
4	2'14.721 P	37.295	31.971	32.760	32.695	281.2	
5	5'36.536	34.827	32.872	32.833	29.974	279.7	
6	2'12.086	37.206	32.109	33.164	29.607	281.2	
7	2'10.647	36.768	31.998	32.291	29.590	281.2	
8	2'28.684 P	37.99*	32.600	37.086	41.002	282.7	
9	10'22.079	35.692	32.923	32.777	29.740	276.2	
10	2'10.877	36.910	31.823	32.490	29.654	279.0	
11	2'10.055	36.559	31.730	32.258	29.508	280.5	
12	2'18.451	36.469	31.984	40.148	29.850	284.2	
13	2'09.856	36.518	31.714	32.264	29.360	283.4	

2nd 14 Tony ARBOLINO							
		Elf Marc VDS Racing	ITA				
		Runs=3	Total laps=9	Full laps=5	Valid laps=5		
1	2'57.902 P	38.163	36.786	35.925	35.891	264.0	
2	11'57.891	34.492	32.839	34.731	31.563	277.6	
3	2'21.289	38.857	33.817	34.039	34.576	275.5	
4	2'21.638 P	37.444	32.354	33.499	38.341	279.0	
5	13'46.947	34.131	33.014	33.562	29.980	275.5	
6	2'11.552	36.972	32.101	32.697	29.782	279.0	
7	2'11.704	36.705	31.703	33.355	29.941	281.9	
8	2'10.824	36.638	31.753	32.762	29.671	280.5	
9	2'10.079	36.571	31.594	32.453	29.461	284.2	

3rd 40 Aron CANET							
		Pons Wegow Los40	SPA				
		Runs=3	Total laps=7	Full laps=3	Valid laps=3		
1	13'44.995 P	33.120	32.952	33.576	34.831	275.5	
2	2'47.623	33.056	33.512	34.913	32.764	276.2	
3	2'26.411 P	37.813	34.724	36.353	37.521	277.6	
4	14'40.124	35.332	32.628	38.277	30.153	274.8	
5	2'13.299	36.579	31.788	35.320	29.612	279.7	
6	2'15.430	40.475	32.501	32.648	29.806	279.0	
7	2'10.130	36.368	31.634	32.776	29.352	279.0	

4th 16 Joe ROBERTS							
		Italtrans Racing Team	USA				
		Runs=3	Total laps=12	Full laps=7	Valid laps=7		
1	3'05.487	39.030	38.047	34.466	31.671	272.0	
2	2'17.151	38.137	35.014	33.866	30.134	275.5	
3	2'29.399 P	38.254	36.158	37.676	37.311	273.4	
4	7'23.277	36.238	33.260	33.410	30.234	274.1	
5	2'11.902	37.079	32.141	32.772	29.910	274.8	
6	2'11.117	36.814	31.944	32.635	29.724	276.2	

7	2'12.736	36.832	32.199	32.637	31.068	275.5
8	2'20.610 P	37.441	34.134	34.041	34.994	274.1
9	9'15.195	34.706	32.685	32.983	29.762	274.8
10	2'10.530	36.710	31.919	32.424	29.477	278.3
11	2'12.308	36.648	31.944	33.945	29.771	279.7
12	2'10.213	36.476	31.872	32.338	29.527	279.0
	unfinished	36.716	31.979			279.7

5th 96 Jake DIXON							
		Asterius GASGAS As	GBR				
		Runs=3	Total laps=7	Full laps=3	Valid laps=3		
1	3'22.296 P	40.054	39.349	38.546	34.976	242.6	
2	13'54.181	36.232	33.253	33.677	30.192	271.3	
3	2'23.029 P	37.278	32.354	34.962	38.435	276.2	
4	13'58.127	36.780	33.149	33.938	30.056	273.4	
5	2'12.921	36.871	32.148	34.070	29.832	277.6	
6	2'18.814	36.580	36.048	36.712	29.474	223.1	
7	2'10.343	36.895	31.905	32.251	29.292	277.6	

6th 22 Sam LOWES							
		Elf Marc VDS Racing	GBR				
		Runs=3	Total laps=12	Full laps=7	Valid laps=7		
1	3'37.910	41.114	39.722	37.537	34.568	270.6	
2	2'34.555 P	42.475	39.168	36.396	36.516	272.0	
3	7'20.734	36.470	33.830	36.043	34.143	272.7	
4	2'16.747	38.956	33.470	33.709	30.612	276.2	
5	2'17.875	41.546	32.958	33.286	30.085	275.5	
6	2'13.513	37.750	32.370	33.277	30.116	276.9	
7	2'22.088 P	37.484	32.333	34.605	37.666	275.5	
8	10'19.366	36.566	37.024	34.360	30.424	273.4	
9	2'11.867	37.231	32.023	32.870	29.743	277.6	
10	2'19.893	45.371	32.068	32.842	29.612	276.9	
11	2'10.361	36.712	31.730	32.487	29.432	277.6	
12	2'10.570	36.777	31.762	32.408	29.623	278.3	

7th 75 Albert ARENAS							
		Red Bull KTM Ajo	SPA				
		Runs=2	Total laps=14	Full laps=11	Valid laps=9		
1	3'20.374	36.653	39.227	38.657	32.586	231.2	
2	2'27.792	39.722	38.427	36.872	32.771	248.8	
3	2'17.062 *	38.64*	34.285	33.657	30.480	275.5	
4	2'13.625	37.802	32.613	33.250	29.960	277.6	
5	2'12.634	37.049	32.494	32.805	30.286	275.5	
6	2'11.961	37.114	32.163	32.749	29.935	275.5	
7	2'14.315	37.393	34.367	32.917	29.638	277.6	
8	2'10.959	36.859	31.951	32.489	29.660	279.7	
9	2'23.238 P	39.59*	33.145	35.286	35.213	273.4	
10	11'36.892	34.047	33.057	32.750	29.822	276.2	
11	2'11.922	36.997	32.081	32.627	30.217	276.9	

Fastest Lap:	Pedro ACOSTA	Red Bull KTM Ajo	SPA	2'09.856	36.518	31.714	32.264	29.360
---------------------	--------------	------------------	-----	-----------------	--------	--------	--------	--------

These data/results cannot be reproduced, stored and/or transmitted in whole or in part by any manner of electronic, mechanical, photocopying, recording, broadcasting or otherwise now known or herein after developed without the previous express consent by the copyright owner, except for reproduction in daily press and regular printed publications on sale to the public within 60 days of the event related to those data/results and always provided that copyright symbol appears together as follows below.
 © DORNA, 2023



Practice Nr. 2

Moto2

Lap	Lap Time	T1	T2	T3	T4	Speed	Lap	Lap Time	T1	T2	T3	T4	Speed
12	2'14.748	36.854	31.866	36.351	29.677	281.9	9	2'10.654	36.675	31.981	32.431	29.567	286.4
13	2'10.362	36.683	31.799	32.355	29.525	280.5	10	2'16.726	36.932	32.544	34.184	33.066	281.2
14	2'21.718 *	45.57 *	32.466	33.860	29.821	279.0							
8th	7	Barry BALTUS	Fieten Olie Racing GP BEL				12th	54	Fermín ALDEGUER	Beta Tools SpeedUp SPA			
		Runs=3	Total laps=10	Full laps=6	Valid laps=6			Runs=2	Total laps=8	Full laps=5	Valid laps=5		
1	2'57.568 P	36.249	35.998	34.726	36.976	267.3	1	15'52.268	38.018	33.965	33.922	30.244	270.6
2	11'48.313	34.296	32.695	33.419	29.728	275.5	2	2'12.719	37.631	32.293	33.004	29.791	275.5
3	2'10.947	36.825	32.101	32.561	29.460	275.5	3	2'11.837	37.218	32.072	32.782	29.765	274.1
4	2'10.926	36.984	31.942	32.453	29.547	275.5	4	2'26.844 P	39.03 *	32.674	36.092	39.039	277.6
5	2'22.962 P	36.895	36.649 *	35.060	34.358	267.9	5	12'50.415	37.019	33.286	33.228	30.405	273.4
6	10'58.349	34.402	33.633	32.783	29.756	274.8	6	2'12.353	37.312	32.117	33.230	29.694	275.5
7	2'11.505	37.226	32.085	32.537	29.657	276.2	7	2'12.338	36.876	31.804	33.863	29.795	280.5
8	2'10.825	36.923	31.964	32.320	29.618	276.2	8	2'10.686	36.868	31.826	32.581	29.411	283.4
9	2'10.526	36.659	31.903	32.449	29.515	276.9							
10	2'11.399	36.981	32.035	32.662	29.721	276.2	13th	21	Alonso LOPEZ	Beta Tools SpeedUp SPA			
									Runs=3	Total laps=11	Full laps=5	Valid laps=3	
9th	12	Filip SALAC	QJMOTOR Gresini M CZE				1	5'24.000	38.960	44.718	37.897	31.703	260.2
		Runs=2	Total laps=9	Full laps=6	Valid laps=6	2	2'32.887 P	40.29 *	37.345	37.643	37.606	270.6	
1	5'33.705	39.432	40.876	34.436	31.045	270.6	3	7'26.766	34.644	33.276	33.196	30.070	274.1
2	2'18.184	39.823	34.764	33.361	30.236	275.5	4	2'14.396	37.344	34.219	33.038	29.795	272.0
3	2'13.422	37.608	33.095	32.854	29.865	276.9	5	2'17.926 *	38.19 *	34.125	34.525	31.085	272.7
4	2'11.520	37.176	32.192	32.504	29.648	276.9	6	2'28.566 P	36.983	38.289	35.476	37.818	263.4
5	2'11.172	37.008	32.042	32.490	29.632	276.2	7	10'59.037	34.546	32.832	33.259	29.869	273.4
6	2'14.732	36.859	32.761	34.571	30.541	275.5	8	2'11.499 *	36.784	32.337 *	32.513	29.865	275.5
7	2'26.436 P	37.277	35.681	36.502	36.976	273.4	9	2'10.769	36.851	31.873	32.487	29.558	279.0
8	18'44.159	44.832	33.875	33.067	29.847	275.5	10	2'11.170	36.563	31.896	32.981	29.730	280.5
9	2'10.560	36.795	31.959	32.333	29.473	279.7	11	2'50.442 P	46.56 *	49.184	37.453 *	37.237	254.7
10th	64	Bo BENDSNEYDER	Pertamina Mandalika NED				14th	13	Celestino VIETTI	Fantic Racing ITA			
		Runs=2	Total laps=14	Full laps=11	Valid laps=10			Runs=3	Total laps=12	Full laps=7	Valid laps=7		
1	3'12.125	36.699	37.833	35.577	30.799	259.6	1	2'33.537	37.761	35.818	34.317	31.022	272.0
2	2'20.694	38.316	37.726	34.009	30.643	270.6	2	2'21.604	38.323	37.210	35.030	31.041	262.7
3	2'20.569	40.893	35.190	33.845	30.641	274.1	3	2'22.203 P	38.910	33.726	33.897	35.670	278.3
4	2'13.246	37.553	32.903	32.900	29.890	275.5	4	9'53.361	35.033	32.888	32.988	29.951	278.3
5	2'12.432	37.366	32.462	32.814	29.790	274.1	5	2'21.244 P	37.667	32.227	34.028	37.322	279.0
6	2'12.170	37.182	32.332	32.818	29.838	274.1	6	9'12.661	34.312	32.518	32.807	30.677	279.0
7	2'27.574 *	43.81 *	38.421	35.491	29.844	230.7	7	2'12.845	37.640	32.275	32.601	30.329	279.7
8	2'12.013	37.187	32.387	32.593	29.846	275.5	8	2'11.992	37.443	32.139	32.538	29.872	279.0
9	2'23.427 P	37.096	34.305	35.337	36.689	268.6	9	2'11.087	36.823	31.966	32.589	29.709	281.9
10	11'23.148	34.791	33.376	32.876	29.799	273.4	10	2'19.338	36.927	31.786	40.643	29.982	280.5
11	2'11.977	36.848	32.872	32.566	29.691	274.8	11	2'10.777	36.818	31.977	32.430	29.552	280.5
12	2'11.101	36.962	32.060	32.551	29.528	274.1	12	2'10.800	37.066	31.905	32.427	29.402	281.2
13	2'10.636	36.798	31.983	32.486	29.369	274.1	15th	18	Manuel GONZALEZ	Correos Prepago Yam SPA			
14	2'10.642	36.780	31.926	32.515	29.421	274.8			Runs=3	Total laps=11	Full laps=6	Valid laps=5	
11th	15	Darryn BINDER	Liqui Moly Husqvarna RSA				1	2'54.976	35.653	33.622	34.479	39.545	276.2
		Runs=3	Total laps=10	Full laps=5	Valid laps=5	2	2'25.374 P	39.177	36.000	35.822	34.375	270.0	
1	2'38.408	40.160	37.279	35.632	32.692	277.6	3	10'42.648	34.218	33.303	35.789	30.654	276.9
2	2'31.205 P	39.001	40.569	36.573	35.062	273.4	4	2'12.523	37.564	32.199	32.787	29.973	279.0
3	11'21.006	43.866	39.491	36.978	31.525	273.4	5	2'19.964	38.907	35.744	33.673	31.640	278.3
4	2'18.550	39.401	34.375	33.998	30.776	277.6	6	2'31.979 P	40.16 *	34.478	38.188	39.146	277.6
5	2'18.883	40.916	33.736	33.694	30.537	276.9	7	10'08.678	33.163	32.651	33.046	34.126	274.1
6	2'44.797 P	44.83 *	41.487	39.752	38.722	274.8	8	2'19.585 *	37.066	32.243 *	33.069	37.207	281.2
7	11'41.107 *	38.812	34.038	38.117	32.093 *	274.1	9	2'11.135	36.978	31.806	32.550	29.801	281.2
8	2'13.216	38.504	32.699	32.521	29.492	283.4	10	2'10.856	36.714	31.817	32.656	29.669	284.2
							11	2'16.237	36.920	32.051	36.687	30.579	278.3

Fastest Lap: Pedro ACOSTA Red Bull KTM Ajo SPA **2'09.856** 36.518 31.714 32.264 29.360

These data/results cannot be reproduced, stored and/or transmitted in whole or in part by any manner of electronic, mechanical, photocopying, recording, broadcasting or otherwise now known or herein after developed without the previous express consent by the copyright owner, except for reproduction in daily press and regular printed publications on sale to the public within 60 days of the event related to those data/results and always provided that copyright symbol appears together as follows below.
© DORNA, 2023

Practice Nr. 2

Moto2

Lap	Lap Time	T1	T2	T3	T4	Speed	Lap	Lap Time	T1	T2	T3	T4	Speed	
16th	52	Jeremy ALCOBA QJMOTOR Gresini M SPA						2	3'02.832 P	36.105	35.008	38.553	39.088	275.5
		Runs=3	Total laps=7	Full laps=3	Valid laps=3		3	6'01.162	34.915	33.835	33.852	30.890	274.8	
1	5'26.487 P	39.585	39.225	38.247	33.601	252.3	4	2'14.185	37.694	32.632	33.561	30.298	276.2	
2	10'29.178	36.343	36.311	36.059	34.883	237.3	5	2'13.075	37.519	32.601	32.938	30.017	278.3	
3	2'13.418	37.868	32.484	33.086	29.980	277.6	6	2'14.900	37.475	32.697	33.614	31.114	275.5	
4	2'13.234	37.268	32.635	33.187	30.144	278.3	7	2'28.444 P	38.16*	33.751	38.808	37.719	276.2	
5	2'22.004 P	37.176	32.681	34.817	37.330	276.9	8	7'27.150	34.738	32.507	33.264	32.086	276.2	
6	15'07.579	37.897	32.708	33.378	29.959	272.7	9	2'32.661	39.750	34.944	34.964	43.003	272.7	
7	2'10.887	36.764	32.012	32.478	29.633	279.0	10	2'13.263	37.586	32.340	33.183	30.154	279.7	
17th	35	Somkiat CHANTRA IDEMITSU Honda Tea THA						11	2'12.763	37.400	32.388	32.743	30.232	278.3
		Runs=2	Total laps=12	Full laps=9	Valid laps=9		12	2'11.917	36.953	32.191	32.755	30.018	276.9	
1	5'12.433	38.226	39.235	37.965	31.835	237.3	13	2'12.085	37.063	32.236	32.821	29.965	278.3	
2	2'17.149	38.827	33.306	34.149	30.867	279.7	21st	33	Rory SKINNER American Racing GBR					
3	2'13.321	37.942	32.483	33.080	29.816	279.7			Runs=3	Total laps=10	Full laps=6	Valid laps=4		
4	2'11.625	37.069	32.236	32.728	29.592	279.0	1	3'24.569 P	36.544	35.735	35.476	34.798	263.4	
5	2'10.959	37.090	31.913	32.414	29.542	279.0	2	10'47.206	34.972	33.074	33.420	30.426	270.6	
6	2'19.322 P	37.46*	33.603	34.071	34.183	278.3	3	2'14.955	37.695	33.187	33.657	30.416	274.1	
7	12'51.787	36.100	33.515	33.728	36.437	272.7	4	2'23.622 P	38.78*	35.158	34.184	35.499	272.0	
8	2'15.973	39.402	32.961	32.982	30.628	277.6	5	12'11.255	38.212	33.119	33.389	30.723	272.0	
9	2'11.742	37.157	31.801	32.888	29.896	277.6	6	2'13.562	37.568	32.520	32.929	30.545	271.3	
10	2'11.275	37.021	31.964	32.583	29.707	279.0	7	2'14.407 *	37.355	32.631*	33.718	30.703	271.3	
11	2'11.271	36.950	31.999	32.638	29.684	278.3	8	2'15.027	37.812	32.881	33.898	30.436	270.6	
12	2'11.813	36.824	31.896	33.137	29.956	278.3	9	2'11.964	37.064	32.266	32.815	29.819	272.7	
18th	84	Zonta VD GOORBE Fieten Olie Racing GP NED						10	2'15.952 *	40.67*	32.374	32.821	30.084	276.2
		Runs=3	Total laps=12	Full laps=7	Valid laps=7		22nd	79	Ai OGURA IDEMITSU Honda Tea JPN					
1	2'25.630	36.157	38.107	34.341	31.095	271.3			Runs=3	Total laps=10	Full laps=5	Valid laps=5		
2	2'15.456	38.118	33.423	33.618	30.297	274.8	1	3'29.925	46.976	41.039	43.012	34.534	203.3	
3	2'33.492 P	37.780	32.997	38.126	44.589	274.8	2	2'52.490 P	42.315	47.298	41.197	41.680	236.3	
4	7'36.348	34.725	33.345	33.484	30.058	271.3	3	10'06.508	40.402	36.199	34.947	34.713	275.5	
5	2'14.501	37.349	32.897	34.349	29.906	275.5	4	2'23.780	43.112	34.040	34.304	32.324	277.6	
6	2'12.497	37.135	32.487	32.925	29.950	276.2	5	2'22.780	40.812	35.178	34.423	32.367	274.8	
7	2'23.187 P	37.081	35.473	34.347	36.286	272.0	6	2'55.255 P	47.43*	42.244	41.341	44.236	272.0	
8	9'38.433	34.960	33.264	33.652	30.278	270.6	7	9'48.591	37.078	33.753	34.043	30.812	276.2	
9	2'15.687	37.292	35.177	33.126	30.092	276.9	8	2'16.327	37.979	33.026	34.485	30.837	276.9	
10	2'12.543	37.162	32.736	32.669	29.976	276.2	9	2'13.055	37.337	32.394	33.272	30.052	276.9	
11	2'11.802	37.115	32.406	32.640	29.641	274.8	10	2'11.972	37.096	32.173	32.872	29.831	276.9	
12	2'11.486	37.027	32.098	32.653	29.708	278.3	23rd	24	Marcos RAMIREZ Forward Team SPA					
19th	71	Dennis FOGGIA Italtrans Racing Team ITA								Runs=3	Total laps=10	Full laps=6	Valid laps=5	
		Runs=3	Total laps=10	Full laps=5	Valid laps=5		1	3'34.936 P	39.456	42.327	40.998	40.810	210.1	
1	2'40.309	36.313	37.980	35.719	32.290	274.8	2	9'56.702	34.024	33.470	34.767	32.412	276.9	
2	2'33.532 P	39.632	40.247	36.696	36.957	273.4	3	2'14.643	38.112	32.798	33.317	30.416	276.2	
3	10'28.916	33.214	34.827	35.452	39.150	276.2	4	2'14.312	37.611	32.500	33.312	30.889	277.6	
4	2'25.387	42.246	33.385	34.120	35.636	277.6	5	2'22.730 *	43.45*	33.138	34.551	31.586	275.5	
5	2'16.146	37.705	33.278	34.493	30.670	279.0	6	2'38.182 P	41.28*	35.239	40.347	41.307	268.6	
6	2'26.160 P	37.09*	33.038	38.010	38.021	276.9	7	10'43.535	33.768	35.392	34.747	31.020	274.1	
7	10'37.353 *	34.200	33.036	33.108	30.045*	278.3	8	2'32.066	37.473	32.311	50.433	31.849	279.7	
8	2'12.077	37.012	32.453	32.618	29.994	279.0	9	2'12.666	37.335	32.423	32.963	29.945	278.3	
9	2'14.350	37.351	32.675	34.237	30.087	279.0	10	2'12.110	37.126	32.257	32.867	29.860	277.6	
10	2'11.675	37.125	32.201	32.591	29.758	281.2	24th	19	Lorenzo DALLA PO Pertamina Mandalika ITA					
20th	11	Sergio GARCIA Pons Wegow Los40 SPA								Runs=3	Total laps=11	Full laps=6	Valid laps=5	
		Runs=4	Total laps=13	Full laps=8	Valid laps=8		1	2'52.485	36.226	36.112	34.670	31.683	270.6	
1	4'46.589 P	41.746	36.583	38.386	38.846	273.4	2	2'17.101	38.197	33.859	34.674	30.371	275.5	

Fastest Lap: Pedro ACOSTA Red Bull KTM Ajo SPA **2'09.856** 36.518 31.714 32.264 29.360

These data/results cannot be reproduced, stored and/or transmitted in whole or in part by any manner of electronic, mechanical, photocopying, recording, broadcasting or otherwise now known or herein after developed without the previous express consent by the copyright owner, except for reproduction in daily press and regular printed publications on sale to the public within 60 days of the event related to those data/results and always provided that copyright symbol appears together as follows below.
© DORNA, 2023

Practice Nr. 2

Moto2

Lap	Lap Time	T1	T2	T3	T4	Speed	Lap	Lap Time	T1	T2	T3	T4	Speed
3	2'40.503	P 47.83*	34.534	41.331	36.804	279.7	2	2'21.542	38.303	36.183	36.187	30.869	270.6
4	1'1'00.851	36.480	33.205	33.661	30.425	277.6	3	2'22.408	P 38.930	33.675	34.180	35.623	276.9
5	2'13.881	37.639	32.711	33.379	30.152	275.5	4	8'47.428	* 35.016	33.501	35.565	30.477*	274.8
6	2'49.611	P 53.71*	41.626	37.648	36.619	272.0	5	2'14.114	37.873	32.895	33.016	30.330	277.6
7	9'04.086	34.606	33.235	33.463	30.218	275.5	6	2'13.823	37.690	32.756	33.073	30.304	277.6
8	2'12.822	37.405	32.403	32.998	30.016	279.7	7	2'34.987	P 43.33*	34.733	37.352	39.570	276.9
9	2'20.135	37.256	32.262	37.771	32.846	274.8	8	9'47.125	38.433	37.209	33.786	35.044	273.4
10	2'12.198	37.346	32.199	32.835	29.818	276.2	9	2'28.226	38.509	34.452	37.905	37.360	276.9
11	2'47.729	* 48.67*	48.144	38.042	32.865	268.6	10	2'16.002	* 38.29*	33.423	33.292	30.996*	276.9
25th 4 Sean Dylan KELLY American Racing USA Runs=3 Total laps=12 Full laps=7 Valid laps=7							11	2'13.406	37.743	32.452	32.973	30.238	279.7
							12	2'13.463	37.606	32.691	32.932	30.234	279.7

1	2'53.711	35.265	35.480	34.150	33.652	270.0
2	2'21.649	37.905	36.364	35.768	31.612	267.9
3	2'31.955	P 39.602	35.015	39.886	37.452	270.6
4	7'36.741	34.476	33.134	33.441	30.062	276.2
5	2'12.617	37.299	32.316	33.046	29.956	272.0
6	2'19.715	37.451	34.322	36.645	31.297	262.7
7	2'25.081	P 37.725	36.349	35.802	35.205	270.6
8	9'56.685	34.746	33.079	33.427	30.360	270.0
9	2'23.086	42.926	34.254	34.091	31.815	269.3
10	2'15.260	38.461	33.173	33.459	30.167	272.0
11	2'13.112	37.426	32.545	33.155	29.986	272.0
12	2'12.267	37.135	32.315	32.952	29.865	272.7

26th 3 Lukas TULOVIC Liqui Moly Husqvarna GER Runs=3 Total laps=11 Full laps=6 Valid laps=5						
1	2'48.811	37.003	35.140	34.932	30.699	274.8
2	2'17.693	38.125	34.070	35.025	30.473	276.9
3	2'23.215	P 38.495	33.182	36.110	35.428	275.5
4	9'43.200	34.172	32.946	33.743	30.207	277.6
5	2'14.083	37.596	32.730	33.443	30.314	276.2
6	2'26.414	P 39.287	34.073	34.898	38.156	275.5
7	11'00.551	35.034	32.896	33.740	30.355	274.8
8	2'17.711	39.982	33.832	33.265	30.632	276.9
9	2'13.279	37.597	32.476	33.090	30.116	277.6
10	2'16.950	* 37.793	33.933*	35.060	30.164	279.0
11	2'12.898	37.470	32.479	32.987	29.962	279.7

27th 28 Izan GUEVARA Asterius GASGAS As SPA Runs=3 Total laps=11 Full laps=7 Valid laps=7						
1	4'02.702	35.846	34.376	36.905	31.277	274.8
2	2'17.730	38.437	34.913	33.726	30.654	274.8
3	2'16.024	37.983	33.432	33.858	30.751	276.2
4	2'17.376	38.115	32.981	33.536	32.744	274.8
5	2'23.244	P 38.333	36.034	34.747	34.130	269.3
6	8'37.247	P 38.112	33.850	34.754	38.593	276.2
7	11'05.380	35.444	33.139	33.892	30.662	276.2
8	2'14.151	37.773	32.632	33.434	30.312	278.3
9	2'13.821	37.809	32.671	33.249	30.092	281.2
10	2'13.103	37.500	32.408	33.054	30.141	281.9
11	2'13.479	37.491	32.542	33.155	30.291	276.9

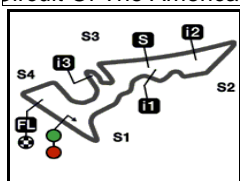
28th 72 Borja GOMEZ Fantic Racing SPA Runs=3 Total laps=12 Full laps=7 Valid laps=6						
1	2'33.752	36.957	37.755	38.168	34.443	241.0

29th 98 David SANCHIS Forward Team SPA Runs=3 Total laps=11 Full laps=6 Valid laps=6						
1	2'48.705	38.773	36.856	36.322	31.844	265.3
2	2'19.992	39.655	34.097	34.986	31.254	271.3
3	2'22.041	P 39.317	33.536	34.463	34.725	269.3
4	8'12.942	36.649	34.269	34.666	31.056	267.9
5	2'16.401	38.707	33.069	33.938	30.687	268.6
6	2'15.568	38.431	32.826	33.623	30.688	269.3
7	2'31.465	P 38.470	32.978	36.228	43.789	269.3
8	11'14.879	36.157	33.923	34.471	31.021	270.6
9	2'16.670	38.442	33.378	34.022	30.828	271.3
10	2'15.199	37.911	32.938	33.514	30.836	271.3
11	2'14.933	37.757	32.896	33.659	30.621	270.6

30th 2 Soichiro MINAMIMO Correos Prepagos Yam JPN Runs=2 Total laps=16 Full laps=13 Valid laps=13						
1	2'28.201	37.616	37.083	35.410	31.752	268.6
2	2'19.032	39.094	34.124	34.392	31.422	273.4
3	2'18.955	38.940	34.075	34.469	31.471	273.4
4	2'18.122	38.997	33.892	34.246	30.987	274.1
5	2'17.782	38.782	33.632	34.298	31.070	272.7
6	2'17.510	39.025	33.319	34.228	30.938	274.1
7	2'29.067	P 38.576	33.096	36.272	41.123	273.4
8	5'13.882	37.216	34.289	34.704	31.588	270.6
9	2'19.019	38.776	33.484	35.028	31.731	272.7
10	2'22.602	42.885	33.865	34.475	31.377	270.6
11	2'18.409	38.799	33.197	34.191	32.222	272.7
12	2'19.921	39.639	33.718	34.647	31.917	271.3
13	2'18.019	38.597	33.509	34.741	31.172	272.7
14	2'18.113	38.532	34.244	34.478	30.859	273.4
15	2'17.077	38.561	33.283	34.342	30.891	274.1
16	2'16.352	38.408	33.005	33.996	30.943	275.5

Fastest Lap: Pedro ACOSTA Red Bull KTM Ajo SPA 2'09.856 36.518 31.714 32.264 29.360

These data/results cannot be reproduced, stored and/or transmitted in whole or in part by any manner of electronic, mechanical, photocopying, recording, broadcasting or otherwise now known or herein after developed without the previous express consent by the copyright owner, except for reproduction in daily press and regular printed publications on sale to the public within 60 days of the event related to those data/results and always provided that copyright symbol appears together as follows below.
© DORNA, 2023



5513 m.

RED BULL GRAND PRIX OF THE AMERICAS

Practice Nr. 2

Best Partial Times

Moto2™

IT Ideal Lap Time, sum of the best partial times

BT Best Lap Time

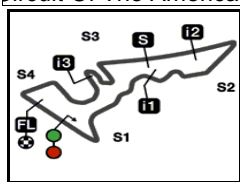
T1		T2		T3		T4				IT	BT	
Pos	Rider	Time	Rider	Time	Rider	Time	Rider	Time	Pos	Rider	IT	BT
1	A.CANET	36.368	T.ARBOLINO	31.594	J.DIXON	32.251	J.DIXON	29.292	1	P.ACOSTA	2'09.801	2'09.856 (1)
2	P.ACOSTA	36.469	A.CANET	31.634	P.ACOSTA	32.258	A.CANET	29.352	2	A.CANET	2'10.002	2'10.130 (3)
3	J.ROBERTS	36.476	P.ACOSTA	31.714	B.BALTUS	32.320	P.ACOSTA	29.360	3	J.DIXON	2'10.028	2'10.343 (5)
4	A.LOPEZ	36.563	S.LOWES	31.730	F.SALAC	32.333	B.BENDSNEYDE	29.369	4	T.ARBOLINO	2'10.079	2'10.079 (2)
5	T.ARBOLINO	36.571	C.VIETTI	31.786	J.ROBERTS	32.338	C.VIETTI	29.402	5	J.ROBERTS	2'10.163	2'10.213 (4)
6	J.DIXON	36.580	A.ARENAS	31.799	A.ARENAS	32.355	F.ALDEGUER	29.411	6	S.LOWES	2'10.282	2'10.361 (6)
7	B.BALTUS	36.659	S.CHANTRA	31.801	S.LOWES	32.408	S.LOWES	29.432	7	B.BALTUS	2'10.342	2'10.526 (8)
8	D.BINDER	36.675	F.ALDEGUER	31.804	S.CHANTRA	32.414	B.BALTUS	29.460	8	A.ARENAS	2'10.362	2'10.362 (7)
9	A.ARENAS	36.683	M.GONZALEZ	31.806	C.VIETTI	32.427	T.ARBOLINO	29.461	9	C.VIETTI	2'10.433	2'10.777 (14)
10	S.LOWES	36.712	J.ROBERTS	31.872	D.BINDER	32.431	F.SALAC	29.473	10	A.LOPEZ	2'10.481	2'10.769 (13)
11	M.GONZALEZ	36.714	A.LOPEZ	31.873	T.ARBOLINO	32.453	J.ROBERTS	29.477	11	F.SALAC	2'10.560	2'10.560 (9)
12	J.ALCOBA	36.764	B.BALTUS	31.903	J.ALCOBA	32.478	D.BINDER	29.492	12	B.BENDSNEYDE	2'10.561	2'10.636 (10)
13	B.BENDSNEYDE	36.780	J.DIXON	31.905	B.BENDSNEYDE	32.486	A.ARENAS	29.525	13	D.BINDER	2'10.579	2'10.654 (11)
14	F.SALAC	36.795	B.BENDSNEYDE	31.926	A.LOPEZ	32.487	S.CHANTRA	29.542	14	S.CHANTRA	2'10.581	2'10.959 (17)
15	C.VIETTI	36.818	F.SALAC	31.959	M.GONZALEZ	32.550	A.LOPEZ	29.558	15	F.ALDEGUER	2'10.664	2'10.686 (12)
16	S.CHANTRA	36.824	D.BINDER	31.981	F.ALDEGUER	32.581	J.ALCOBA	29.633	16	M.GONZALEZ	2'10.739	2'10.856 (15)
17	F.ALDEGUER	36.868	J.ALCOBA	32.012	D.FOGGIA	32.591	Z.VD GOORBER	29.641	17	J.ALCOBA	2'10.887	2'10.887 (16)
18	S.GARCIA	36.953	Z.VD GOORBER	32.098	Z.VD GOORBER	32.640	M.GONZALEZ	29.669	18	Z.VD GOORBER	2'11.406	2'11.486 (18)
19	D.FOGGIA	37.012	A.OGURA	32.173	A.CANET	32.648	D.FOGGIA	29.758	19	D.FOGGIA	2'11.562	2'11.675 (19)
20	Z.VD GOORBER	37.027	S.GARCIA	32.191	S.GARCIA	32.743	L.DALLA PORTA	29.818	20	S.GARCIA	2'11.852	2'11.917 (20)
21	R.SKINNER	37.064	L.DALLA PORTA	32.199	R.SKINNER	32.815	R.SKINNER	29.819	21	R.SKINNER	2'11.964	2'11.964 (21)
22	A.OGURA	37.096	D.FOGGIA	32.201	L.DALLA PORTA	32.835	A.OGURA	29.831	22	A.OGURA	2'11.972	2'11.972 (22)
23	M.RAMIREZ	37.126	M.RAMIREZ	32.257	M.RAMIREZ	32.867	M.RAMIREZ	29.860	23	L.DALLA PORTA	2'12.108	2'12.198 (24)
24	S.KELLY	37.135	R.SKINNER	32.266	A.OGURA	32.872	S.KELLY	29.865	24	M.RAMIREZ	2'12.110	2'12.110 (23)

These data/results cannot be reproduced, stored and/or transmitted in whole or in part by any manner of electronic, mechanical, photocopying, recording, broadcasting or otherwise now known or herein after developed without the previous express consent by the copyright owner, except for reproduction in daily press and regular printed publications on sale to the public within 60 days of the event related to those data/results and always provided that copyright symbol appears together as follows below.

© DORNA, 2023

Official MotoGP Timing by TISSOT
www.motogp.com





5513 m.

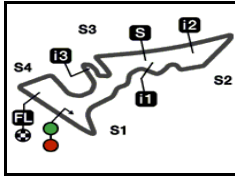
RED BULL GRAND PRIX OF THE AMERICAS**Practice Nr. 2****Best Partial Times****Moto2™***IT* Ideal Lap Time, sum of the best partial times*BT* Best Lap Time

T1			T2			T3			T4				
<i>Pos</i>	<i>Rider</i>	<i>Time</i>	<i>Rider</i>	<i>Time</i>	<i>Rider</i>	<i>Time</i>	<i>Rider</i>	<i>Time</i>	<i>Pos</i>	<i>Rider</i>	<i>IT</i>	<i>BT</i>	
25	L.DALLA PORTA	37.256	S.KELLY	32.315	B.GOMEZ	32.932	L.TULOVIC	29.962	25	S.KELLY	2'12.267	2'12.267	(25)
26	L.TULOVIC	37.470	I.GUEVARA	32.408	S.KELLY	32.952	S.GARCIA	29.965	26	L.TULOVIC	2'12.895	2'12.898	(26)
27	I.GUEVARA	37.491	B.GOMEZ	32.452	L.TULOVIC	32.987	I.GUEVARA	30.092	27	I.GUEVARA	2'13.045	2'13.103	(27)
28	B.GOMEZ	37.606	L.TULOVIC	32.476	I.GUEVARA	33.054	B.GOMEZ	30.234	28	B.GOMEZ	2'13.224	2'13.406	(28)
29	D.SANCHIS	37.757	D.SANCHIS	32.826	D.SANCHIS	33.514	D.SANCHIS	30.621	29	D.SANCHIS	2'14.718	2'14.933	(29)
30	S.MINAMIMOTO	38.408	S.MINAMIMOTO	33.005	S.MINAMIMOTO	33.996	S.MINAMIMOTO	30.859	30	S.MINAMIMOTO	2'16.268		(-1)

These data/results cannot be reproduced, stored and/or transmitted in whole or in part by any manner of electronic, mechanical, photocopying, recording, broadcasting or otherwise now known or herein after developed without the previous express consent by the copyright owner, except for reproduction in daily press and regular printed publications on sale to the public within 60 days of the event related to those data/results and always provided that copyright symbol appears together as follows below.

© DORNA, 2023

Official MotoGP Timing by **TISSOT**www.motogp.com*moto2™*




5513 m.

RED BULL GRAND PRIX OF THE AMERICAS

Practice Nr. 2

Fastest Laps Sequence

<i>Practice Time</i>	 <i>Rider</i>	<i>Nation</i>	<i>Motorcycle</i>	<i>Time</i>	<i>Km/h</i>	<i>Rider's Lap</i>
4'41.086	84 Zonta VD GOORBERGH	NED	KALEX	2'15.456	146.5	2
9'42.903	35 Somkiat CHANTRA	THA	KALEX	2'13.321	148.8	3
10'06.634	64 Bo BENDSNEYDER	NED	KALEX	2'13.246	148.9	4
11'54.528	35 Somkiat CHANTRA	THA	KALEX	2'11.625	150.7	4
12'16.831	12 Filip SALAC	CZE	KALEX	2'11.520	150.9	4
14'05.487	35 Somkiat CHANTRA	THA	KALEX	2'10.959	151.5	5
16'56.828	7 Barry BALTUS	BEL	KALEX	2'10.947	151.5	3
19'07.754	7 Barry BALTUS	BEL	KALEX	2'10.926	151.5	4
20'17.277	37 Pedro ACOSTA	SPA	KALEX	2'10.647	151.9	7
35'37.404	16 Joe ROBERTS	USA	KALEX	2'10.530	152.0	10
37'28.972	37 Pedro ACOSTA	SPA	KALEX	2'10.055	152.6	11
41'57.279	37 Pedro ACOSTA	SPA	KALEX	2'09.856	152.8	13

These data/results cannot be reproduced, stored and/or transmitted in whole or in part by any manner of electronic, mechanical, photocopying, recording, broadcasting or otherwise now known or herein after developed without the previous express consent by the copyright owner, except for reproduction in daily press and regular printed publications on sale to the public within 60 days of the event related to those data/results and always provided that copyright symbol appears together as follows below.

© DORNA, 2023

Official MotoGP Timing by TISSOT
www.motogp.com

Austin, Friday, April 14, 2023

