


5513 m.

## RED BULL GRAND PRIX OF THE AMERICAS

## Practice Nr. 3

## Classification

10

		Rider	Nation	Team	Motorcycle	Time	Lap Total	Gap	Top Speed
1	12	Filip SALAC	CZE	QJMOTOR Gresini Moto2	KALEX	2'09.385	11 11		284.2
2	7	Barry BALTUS	BEL	Fieten Olie Racing GP	KALEX	2'09.539	12 12	0.154 0.154	282.7
3	14	Tony ARBOLINO	ITA	Elf Marc VDS Racing Team	KALEX	2'09.736	8 12	0.351 0.197	280.5
4	37	Pedro ACOSTA	SPA	Red Bull KTM Ajo	KALEX	2'09.751	9 10	0.366 0.015	282.7
5	13	Celestino VIETTI	ITA	Fantic Racing	KALEX	2'09.825	10 11	0.440 0.074	284.9
6	18	Manuel GONZALEZ	SPA	Correos Prepago Yamaha VR46 M	KALEX	2'09.931	10 12	0.546 0.106	284.9
7	22	Sam LOWES	GBR	Elf Marc VDS Racing Team	KALEX	2'10.010	8 8	0.625 0.079	279.0
8	16	Joe ROBERTS	USA	Italtrans Racing Team	KALEX	2'10.013	8 8	0.628 0.003	278.3
9	52	Jeremy ALCOBA	SPA	QJMOTOR Gresini Moto2	KALEX	2'10.057	10 10	0.672 0.044	283.4
10	40	Aron CANET	SPA	Pons Wegow Los40	KALEX	2'10.093	7 7	0.708 0.036	278.3
11	96	Jake DIXON	GBR	Asterius GASGAS Aspar M2	KALEX	2'10.122	9 11	0.737 0.029	276.9
12	71	Dennis FOGGIA	ITA	Italtrans Racing Team	KALEX	2'10.365	12 12	0.980 0.243	283.4
13	79	Ai OGURA	JPN	IDEMITSU Honda Team Asia	KALEX	2'10.486	12 12	1.101 0.121	278.3
14	64	Bo BENDSNEYDER	NED	Pertamina Mandalika SAG Team	KALEX	2'10.490	10 10	1.105 0.004	279.7
15	35	Somkiat CHANTRA	THA	IDEMITSU Honda Team Asia	KALEX	2'10.502	9 9	1.117 0.012	281.9
16	19	Lorenzo DALLA PORTA	ITA	Pertamina Mandalika SAG Team	KALEX	2'10.690	9 11	1.305 0.188	279.0
17	11	Sergio GARCIA	SPA	Pons Wegow Los40	KALEX	2'11.036	9 12	1.651 0.346	284.2
18	3	Lukas TULOVIC	GER	Liqui Moly Husqvarna Intact GP	KALEX	2'11.191	10 11	1.806 0.155	281.2
19	75	Albert ARENAS	SPA	Red Bull KTM Ajo	KALEX	2'11.257	6 11	1.872 0.066	278.3
20	15	Darryn BINDER	RSA	Liqui Moly Husqvarna Intact GP	KALEX	2'11.520	8 9	2.135 0.263	284.2
21	24	Marcos RAMIREZ	SPA	Forward Team	FORWARD	2'11.533	8 9	2.148 0.013	279.7
22	33	Rory SKINNER	GBR	American Racing	KALEX	2'11.599	7 12	2.214 0.066	275.5
23	84	Zonta VD GOORBERGH	NED	Fieten Olie Racing GP	KALEX	2'12.050	10 12	2.665 0.451	280.5
24	4	Sean Dylan KELLY	USA	American Racing	KALEX	2'12.145	8 12	2.760 0.095	274.1
25	72	Borja GOMEZ	SPA	Fantic Racing	KALEX	2'12.224	10 14	2.839 0.079	281.9
26	28	Izan GUEVARA	SPA	Asterius GASGAS Aspar M2	KALEX	2'12.500	10 11	3.115 0.276	280.5
27	98	David SANCHIS	SPA	Forward Team	FORWARD	2'13.231	11 11	3.846 0.731	274.1
28	2	Soichiro MINAMIMOTO	JPN	Correos Prepago Yamaha VR46 M	KALEX	2'14.824	12 14	5.439 1.593	279.0
<b>Not classified</b>									
	21	Alonso LOPEZ	SPA	Beta Tools SpeedUp	BOSCOSCURO				
	54	Fermin ALDEGUER	SPA	Beta Tools SpeedUp	BOSCOSCURO				

Practice condition: Dry

Air: 22°

Humidity: 70%

Ground: 25°

<b>Fastest Lap:</b>	Lap: 11	<b>Filip SALAC</b>	<b>2'09.385</b>	153.3 Km/h
<b>Best Race Lap:</b>	2022	<b>Aron CANET</b>	<b>2'09.312</b>	153.4 Km/h
<b>All Time Lap Record:</b>	2022	<b>Cameron BEAUBIER</b>	<b>2'08.751</b>	154.1 Km/h

The results are provisional until the end of the limit for protest and appeals.

Time limit for protest expires 30' after publication of the results - ..... Time: .....

These data/results cannot be reproduced, stored and/or transmitted in whole or in part by any manner of electronic, mechanical, photocopying, recording, broadcasting or otherwise now known or herein after developed without the previous express consent by the copyright owner, except for reproduction in daily press and regular printed publications on sale to the public within 60 days of the event related to those data/results and always provided that copyright symbol appears together as follows below.

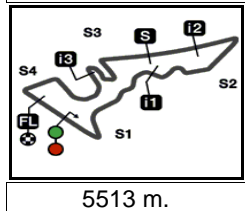
© DORNA, 2023

Official MotoGP Timing by TISSOT  
www.motogp.com

Austin, Saturday, April 15, 2023

moto2™






5513 m.

## RED BULL GRAND PRIX OF THE AMERICAS

## Practice Nr. 3

## Combined Practice Times

11

	Rider	Nation	Team	MOTORCYCLE	P1	P2	P3	Gap
1	12 <b>F.SALAC</b>	CZE	QJMOTOR Gresini Moto2	KALEX	2'10.538 14	2'10.560 9	<b>2'09.385</b> 11	
2	7 <b>B.BALTUS</b>	BEL	Fieten Olie Racing GP	KALEX	2'10.753 15	2'10.526 9	<b>2'09.539</b> 12	0.154 0.154
3	14 <b>T.ARBOLINO</b>	ITA	Elf Marc VDS Racing Team	KALEX	2'10.774 14	2'10.079 9	<b>2'09.736</b> 8	0.351 0.197
4	37 <b>P.ACOSTA</b>	SPA	Red Bull KTM Ajo	KALEX	2'10.662 14	2'09.856 13	<b>2'09.751</b> 9	0.366 0.015
5	13 <b>C.VIETTI</b>	ITA	Fantic Racing	KALEX	2'11.715 13	2'10.777 11	<b>2'09.825</b> 10	0.440 0.074
6	18 <b>M.GONZALEZ</b>	SPA	Correos Prepago Yamaha VR46 Ma	KALEX	2'11.275 14	2'10.856 10	<b>2'09.931</b> 10	0.546 0.106
7	22 <b>S.LOWES</b>	GBR	Elf Marc VDS Racing Team	KALEX	2'10.964 15	2'10.361 11	<b>2'10.010</b> 8	0.625 0.079
8	16 <b>J.ROBERTS</b>	USA	Italtrans Racing Team	KALEX	2'11.430 14	2'10.213 12	<b>2'10.013</b> 8	0.628 0.003
9	52 <b>J.ALCOBA</b>	SPA	QJMOTOR Gresini Moto2	KALEX	2'10.790 14	2'10.887 7	<b>2'10.057</b> 10	0.672 0.044
10	40 <b>A.CANET</b>	SPA	Pons Wegow Los40	KALEX	2'10.704 7	2'10.130 7	<b>2'10.093</b> 7	0.708 0.036
11	96 <b>J.DIXON</b>	GBR	Asterius GASGAS Aspar M2	KALEX	2'10.516 13	2'10.343 7	<b>2'10.122</b> 9	0.737 0.029
12	75 <b>A.ARENAS</b>	SPA	Red Bull KTM Ajo	KALEX	2'12.426 14	<b>2'10.362</b> 13	2'11.257 6	0.977 0.240
13	71 <b>D.FOGGIA</b>	ITA	Italtrans Racing Team	KALEX	2'11.931 12	2'11.675 10	<b>2'10.365</b> 12	0.980 0.003
14	79 <b>A.OGURA</b>	JPN	IDEMITSU Honda Team Asia	KALEX	2'12.793 5	2'11.972 10	<b>2'10.486</b> 12	1.101 0.121
15	64 <b>B.BENDSNEYDE</b>	NED	Pertamina Mandalika SAG Team	KALEX	2'11.099 13	2'10.636 13	<b>2'10.490</b> 10	1.105 0.004
16	35 <b>S.CHANTRA</b>	THA	IDEMITSU Honda Team Asia	KALEX	2'10.525 17	2'10.959 5	<b>2'10.502</b> 9	1.117 0.012
17	15 <b>D.BINDER</b>	RSA	Liqui Moly Husqvarna Intact GP	KALEX	2'11.742 14	<b>2'10.654</b> 9	2'11.520 8	1.269 0.152
18	21 <b>A.LOPEZ</b>	SPA	Beta Tools SpeedUp	BOSCOSCURO	<b>2'10.678</b> 14	2'10.769 9		1.293 0.024
19	54 <b>F.ALDEGUER</b>	SPA	Beta Tools SpeedUp	BOSCOSCURO	2'10.767 13	<b>2'10.686</b> 8		1.301 0.008
20	19 <b>L.DALLA PORTA</b>	ITA	Pertamina Mandalika SAG Team	KALEX	2'12.965 8	2'12.198 10	<b>2'10.690</b> 9	1.305 0.004
21	11 <b>S.GARCIA</b>	SPA	Pons Wegow Los40	KALEX	2'13.213 14	2'11.917 12	<b>2'11.036</b> 9	1.651 0.346
22	3 <b>L.TULOVIC</b>	GER	Liqui Moly Husqvarna Intact GP	KALEX	2'13.775 15	2'12.898 11	<b>2'11.191</b> 10	1.806 0.155
23	84 <b>Z.VD GOORBERG</b>	NED	Fieten Olie Racing GP	KALEX	2'12.876 14	<b>2'11.486</b> 12	2'12.050 10	2.101 0.295
24	24 <b>M.RAMIREZ</b>	SPA	Forward Team	FORWARD	2'12.762 13	2'12.110 10	<b>2'11.533</b> 8	2.148 0.047
25	33 <b>R.SKINNER</b>	GBR	American Racing	KALEX	2'12.767 14	2'11.964 9	<b>2'11.599</b> 7	2.214 0.066
26	4 <b>S.KELLY</b>	USA	American Racing	KALEX	2'12.576 13	2'12.267 12	<b>2'12.145</b> 8	2.760 0.546
27	72 <b>B.GOMEZ</b>	SPA	Fantic Racing	KALEX	2'15.656 10	2'13.406 11	<b>2'12.224</b> 10	2.839 0.079
28	28 <b>I.GUEVARA</b>	SPA	Asterius GASGAS Aspar M2	KALEX	2'15.918 8	2'13.103 10	<b>2'12.500</b> 10	3.115 0.276
29	98 <b>D.SANCHIS</b>	SPA	Forward Team	FORWARD	2'18.139 8	2'14.933 11	<b>2'13.231</b> 11	3.846 0.731
30	2 <b>S.MINAMIMOTO</b>	JPN	Correos Prepago Yamaha VR46 Ma	KALEX	2'18.700 13	2'16.352 16	<b>2'14.824</b> 12	5.439 1.593

<b>Pole Position Record:</b>	2022	<b>Cameron BEAUBIER</b>	<b>2'08.751</b>	154.1 Km/h
<b>Best Race Lap:</b>	2022	<b>Aron CANET</b>	<b>2'09.312</b>	153.4 Km/h
<b>All Time Lap Record:</b>	2022	<b>Cameron BEAUBIER</b>	<b>2'08.751</b>	154.1 Km/h

The results are provisional until the end of the limit for protest and appeals.

Time limit for protest expires 60' after publication of the results - ..... Time: .....

These data/results cannot be reproduced, stored and/or transmitted in whole or in part by any manner of electronic, mechanical, photocopying, recording, broadcasting or otherwise now known or herein after developed without the previous express consent by the copyright owner, except for reproduction in daily press and regular printed publications on sale to the public within 60 days of the event related to those data/results and always provided that copyright symbol appears together as follows below.

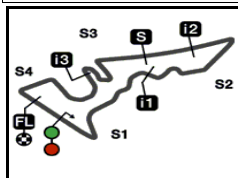
© DORNA, 2023

Official MotoGP Timing by TISSOT  
www.motogp.com

Austin, Saturday, April 15, 2023







5513 m.

## RED BULL GRAND PRIX OF THE AMERICAS

## Practice Nr. 3

## Top Speed &amp; Average

12



Rider	Nation	Motorcycle	Top 5 speeds					Average	Top
13 Celestino VIETTI	ITA	KALEX	284.9	284.9	283.4	281.9	281.9	283.4	284.9
18 Manuel GONZALEZ	SPA	KALEX	284.9	281.9	280.5	279.7	279.7	281.3	284.9
11 Sergio GARCIA	SPA	KALEX	284.2	281.2	279.7	279.7	277.6	280.5	284.2
12 Filip SALAC	CZE	KALEX	284.2	279.7	279.7	279.7	279.0	280.0	284.2
15 Darryn BINDER	RSA	KALEX	284.2	282.7	282.7	281.9	281.2	282.3	284.2
52 Jeremy ALCOBA	SPA	KALEX	283.4	280.5	278.3	278.3	277.6	279.0	283.4
71 Dennis FOGGIA	ITA	KALEX	283.4	281.9	281.9	281.2	281.2	281.9	283.4
7 Barry BALTUS	BEL	KALEX	282.7	281.9	281.2	279.7	279.0	280.9	282.7
37 Pedro ACOSTA	SPA	KALEX	282.7	282.7	281.9	281.2	280.5	281.3	282.7
35 Somkiat CHANTRA	THA	KALEX	281.9	281.9	280.5	279.7	279.0	280.3	281.9
72 Borja GOMEZ	SPA	KALEX	281.9	281.9	280.5	280.5	280.5	281.1	281.9
3 Lukas TULOVIC	GER	KALEX	281.2	279.0	279.0	279.0	278.3	278.9	281.2
14 Tony ARBOLINO	ITA	KALEX	280.5	280.5	279.7	279.7	279.7	280.0	280.5
28 Izan GUEVARA	SPA	KALEX	280.5	278.3	277.6	277.6	277.6	278.3	280.5
84 Zonta VD GOORBERGH	NED	KALEX	280.5	280.5	279.0	278.3	278.3	279.2	280.5
24 Marcos RAMIREZ	SPA	FORWARD	279.7	279.7	279.7	278.3	276.2	278.3	279.7
64 Bo BENDSNEYDER	NED	KALEX	279.7	279.0	279.0	277.6	277.6	278.3	279.7
2 Soichiro MINAMIMOTO	JPN	KALEX	279.0	279.0	276.9	276.9	276.9	277.7	279.0
19 Lorenzo DALLA PORTA	ITA	KALEX	279.0	277.6	276.9	276.9	276.9	277.4	279.0
22 Sam LOWES	GBR	KALEX	279.0	279.0	278.3	277.6	277.6	278.3	279.0
16 Joe ROBERTS	USA	KALEX	278.3	278.3	277.6	276.9	275.5	277.3	278.3
40 Aron CANET	SPA	KALEX	278.3	277.6	276.9	276.9	276.9	277.3	278.3
75 Albert ARENAS	SPA	KALEX	278.3	278.3	278.3	277.6	277.6	277.9	278.3
79 Ai OGURA	JPN	KALEX	278.3	278.3	277.6	277.6	276.9	277.5	278.3
96 Jake DIXON	GBR	KALEX	276.9	276.9	276.2	275.5	275.5	276.2	276.9
33 Rory SKINNER	GBR	KALEX	275.5	274.1	273.4	273.4	272.7	273.5	275.5
4 Sean Dylan KELLY	USA	KALEX	274.1	274.1	272.7	272.0	271.3	272.4	274.1
98 David SANCHIS	SPA	FORWARD	274.1	272.0	271.3	270.6	270.6	271.7	274.1
21 Alonso LOPEZ	SPA	BOSCOSCURO	270.0	269.3				269.7	270.0
54 Fermín ALDEGUER	SPA	BOSCOSCURO	267.3					267.3	267.3

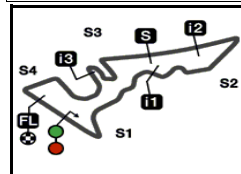
These data/results cannot be reproduced, stored and/or transmitted in whole or in part by any manner of electronic, mechanical, photocopying, recording, broadcasting or otherwise now known or herein after developed without the previous express consent by the copyright owner, except for reproduction in daily press and regular printed publications on sale to the public within 60 days of the event related to those data/results and always provided that copyright symbol appears together as follows below.

© DORNA, 2023

Official MotoGP Timing by TISSOT  
www.motogp.com

Austin, Saturday, April 15, 2023





5513 m.

## RED BULL GRAND PRIX OF THE AMERICAS

## Practice Nr. 3

## Chronological Analysis of Performances

13

\* Lap / Sector time cancelled

T1 Time from finish line to 1st intermediate

T3 Time from 2nd intermed. to 3rd intermed.

P Crossing the finish line in pit lane

T2 Time from 1st intermed. to 2nd intermed.

T4 Time from 3rd intermediate to finish line

Lap	Lap Time	T1	T2	T3	T4	Speed	Lap	Lap Time	T1	T2	T3	T4	Speed	
<b>1st</b>	<b>12</b>	<b>Filip SALAC</b> QJMOTOR Gresini M CZE						1	3'24.421	39.880	38.060	34.935	31.477	279.7
		Runs=2	Total laps=11	Full laps=8	Valid laps=4		2	2'16.071 *	39.15*	33.620	33.019	30.273	282.7	
1	3'08.912	36.480	33.979	33.577	30.679	276.9	3	2'13.772 *	38.27*	32.545	33.011	29.944	280.5	
2	2'12.496 *	37.83*	32.198	32.676	29.790	279.0	4	2'12.223 *	37.255	32.359*	32.506	30.103	280.5	
3	2'10.367 *	37.01*	31.795	32.189	29.373	279.7	5	2'23.597 P	41.567	33.702	33.351	34.977	280.5	
4	2'10.855 *	36.845	32.073*	32.401	29.536	278.3	6	9'33.547	35.332	33.080	33.913	31.063	279.7	
5	2'10.245 *	36.710	31.849*	32.314	29.372	279.7	7	<b>2'10.422</b>	36.764	31.782	32.357	29.519	280.5	
6	<b>2'16.105</b>	36.797	31.947	32.901	34.460	284.2	8	2'09.804 *	36.347	31.760	32.290*	29.407	281.9	
7	<b>2'10.588</b>	36.689	32.019	32.459	29.421	279.0	9	<b>2'09.751</b>	36.430	31.676	32.107	29.538	282.7	
8	<b>2'10.039</b>	36.598	31.681	32.245	29.515	279.7	10	<b>2'18.775</b>	40.782	32.953	32.943	32.097	281.2	
9	2'17.675 P	37.473	32.725	33.831	33.646	278.3	<b>5th</b>	<b>13</b>	<b>Celestino VIETTI</b> Fantic Racing ITA					
10	7'18.045	35.375	33.022	32.885	29.896	271.3			Runs=2	Total laps=11	Full laps=8	Valid laps=2		
11	<b>2'09.385</b>	36.349	31.565	32.213	29.258	279.0	1	2'42.963	37.279	33.882	33.833	31.030	281.2	
<b>2nd</b>	<b>7</b>	<b>Barry BALTUS</b> Fieten Olie Racing GP BEL						2	2'18.117 *	39.08*	35.976	33.038	30.021	281.2
		Runs=2	Total laps=12	Full laps=9	Valid laps=4		3	2'11.979 *	37.51*	32.083	32.766	29.614	284.9	
1	2'36.018	36.295	34.341	33.646	30.347	277.6	4	2'11.858 *	37.298	32.272*	32.623	29.665	281.9	
2	2'12.505 *	37.76*	32.375	32.580	29.786	279.0	5	2'11.021 *	37.256	31.913*	32.455	29.397	283.4	
3	2'10.647 *	36.68*	32.046	32.423	29.497	281.2	6	<b>2'10.456</b>	36.902	31.762	32.191	29.601	284.9	
4	2'11.012 *	36.64*	31.996	32.627	29.745	282.7	7	2'18.062 P	37.729	32.193	32.857	35.283	279.0	
5	2'11.326 *	37.105	32.032*	32.468	29.721	279.7	8	7'26.056	35.604	32.522	32.599	29.648	278.3	
6	<b>2'10.426</b>	36.912	31.712	32.302	29.500	276.2	9	2'10.630 *	36.992	31.623	32.523*	29.492	280.5	
7	2'18.254 P	36.581	31.856	32.442	37.375	277.6	10	<b>2'09.825</b>	36.850	31.708	31.972	29.295	281.2	
8	6'27.476 *	33.635	32.304	34.481	29.450*	276.9	11	2'10.283 *	36.67*	31.929	32.252	29.429	281.9	
9	<b>2'12.918</b>	38.271	32.447	32.815	29.385	281.9	<b>6th</b>	<b>18</b>	<b>Manuel GONZALEZ</b> Correos Prepago Yam SPA					
10	<b>2'09.625</b>	36.359	31.572	32.372	29.322	276.2			Runs=2	Total laps=12	Full laps=9	Valid laps=3		
11	2'09.996 *	36.50*	31.656	32.342	29.492	276.9	1	2'26.843	36.366	34.582	33.629	30.439	276.2	
12	<b>2'09.539</b>	36.378	31.690	32.113	29.358	277.6	2	2'15.547 *	39.005	32.615	33.670	30.257*	281.9	
<b>3rd</b>	<b>14</b>	<b>Tony ARBOLINO</b> Elf Marc VDS Racing ITA						3	2'17.631 *	37.95*	32.457	36.443	30.780	284.9
		Runs=2	Total laps=12	Full laps=8	Valid laps=2		4	2'13.817 *	37.35*	31.930	33.448	31.087	279.7	
1	3'04.628	36.907	35.200	34.313	30.388	276.2	5	2'11.417 *	37.118	31.934*	32.768	29.597	280.5	
2	2'17.798 *	38.89*	32.355	36.146	30.406	278.3	6	<b>2'11.322</b>	36.957	32.131	32.574	29.660	276.9	
3	2'11.149 *	37.05*	31.935	32.478	29.679	279.7	7	<b>2'11.543</b>	37.010	31.977	32.733	29.823	277.6	
4	2'10.747 *	36.772	32.027*	32.410	29.538	279.7	8	2'16.450 P	39.189	32.187	32.819	32.255	277.6	
5	2'09.939 *	36.606	31.694*	32.282	29.357	280.5	9	6'27.767	31.859	32.223	33.124	30.205	274.1	
6	2'15.087 P	36.678	31.942	32.508	33.959	280.5	10	<b>2'09.931</b>	36.533	31.553	32.437	29.408	279.7	
7	7'05.692	33.749	32.444	32.775	29.690	276.2	11	2'19.483 *	41.42*	32.416	36.125	29.517	271.3	
8	<b>2'09.736</b>	36.639	31.633	32.255	29.209	279.0	12	2'10.463 *	36.690	31.737*	32.408	29.628	278.3	
9	2'09.800 *	36.397	31.613	32.398*	29.392	279.7	<b>7th</b>	<b>22</b>	<b>Sam LOWES</b> Elf Marc VDS Racing GBR					
10	<b>2'09.782</b>	36.424	31.611	32.331	29.416	279.0			Runs=2	Total laps=8	Full laps=5	Valid laps=1		
11	2'09.747 *	36.57*	31.640	32.201	29.333	279.7	1	3'00.540	39.160	40.195	34.876	31.076	275.5	
12	2'41.315 P	45.02*	42.566	37.729	35.999	211.3	2	2'14.895 *	38.63*	32.873	33.297	30.087	277.6	
<b>4th</b>	<b>37</b>	<b>Pedro ACOSTA</b> Red Bull KTM Ajo SPA						3	2'12.236 *	37.39*	32.103	32.845	29.893	277.6
		Runs=2	Total laps=10	Full laps=7	Valid laps=3		4	2'18.831 *	37.145	32.093*	34.249	35.344	278.3	

**Fastest Lap:** Filip SALAC

QJMOTOR Gresini M CZE

**2'09.385**

36.349

31.565

32.213

29.258

These data/results cannot be reproduced, stored and/or transmitted in whole or in part by any manner of electronic, mechanical, photocopying, recording, broadcasting or otherwise now known or herein after developed without the previous express consent by the copyright owner, except for reproduction in daily press and regular printed publications on sale to the public within 60 days of the event related to those data/results and always provided that copyright symbol appears together as follows below.

© DORNA, 2023





# Practice Nr. 3

# Moto2

Lap	Lap Time	T1	T2	T3	T4	Speed	Lap	Lap Time	T1	T2	T3	T4	Speed		
<b>17th 11 Sergio GARCIA</b> Pons Wegow Los40 SPA Runs=2 Total laps=12 Full laps=9 Valid laps=4															
1	2'28.967	37.614	35.497	34.377	31.118	276.9									
2	<b>2'16.073</b>	39.002	33.460	33.280	30.331	276.2									
3	2'13.188	37.91*	32.572	32.738	29.965	284.2									
4	2'11.899	37.18*	32.150	32.700	29.860	279.7									
5	2'20.004	43.50*	33.108*	33.324	30.065	277.6									
6	2'17.364	P 37.530	32.443	32.914	34.477	276.9									
7	6'57.838	35.535	32.592	38.103	30.516	275.5									
8	<b>2'11.069</b>	36.651	32.036	32.708	29.674	279.7									
9	<b>2'11.036</b>	36.772	31.939	32.556	29.769	281.2									
10	<b>2'11.274</b>	36.793	32.067	32.696	29.718	276.2									
11	2'27.942	45.17*	36.964	35.479	30.326	276.2									
12	2'11.175	36.763	31.987	32.667*	29.758	275.5									
<b>18th 3 Lukas TULOVIC</b> Liqui Moly Husqvarna GER Runs=2 Total laps=11 Full laps=8 Valid laps=4															
1	2'25.096	38.377	35.457	34.807	31.170	279.0									
2	<b>2'16.198</b>	39.183	33.334	33.467	30.214	278.3									
3	2'14.754	38.04*	32.586	33.266	30.854	281.2									
4	2'13.801	38.40*	32.548	32.902	29.942	278.3									
5	2'21.507	P 37.426	32.899*	36.797	34.385	279.0									
6	7'29.467	35.421	32.979	33.137	29.957	274.8									
7	<b>2'15.682</b>	40.947	32.140	32.927	29.668	277.6									
8	<b>2'14.308</b>	37.503	33.034	34.031	29.740	276.2									
9	2'11.203	37.114	31.812	32.653*	29.624	279.0									
10	<b>2'11.191</b>	36.983	32.109	32.492	29.607	278.3									
11	2'14.834	37.02*	32.248*	35.459	30.102	278.3									
<b>19th 75 Albert ARENAS</b> Red Bull KTM Ajo SPA Runs=2 Total laps=11 Full laps=8 Valid laps=3															
1	2'53.902	40.101	34.378	35.208	31.173	274.1									
2	2'14.977	38.82*	32.895	33.035	30.224	277.6									
3	2'13.467	37.67*	32.632	33.115	30.044	277.6									
4	2'12.877	37.907	32.463*	32.776	29.731	278.3									
5	2'17.416	37.231	32.020*	38.003	30.162	277.6									
6	<b>2'11.257</b>	36.751	32.053	32.748	29.705	276.9									
7	2'17.524	P 37.130	33.551	32.673	34.170	274.8									
8	5'57.487	33.597	32.422	33.159	29.624	274.8									
9	<b>2'12.299</b>	36.786	32.270	33.416	29.827	277.6									
10	<b>2'15.299</b>	36.508	31.711	35.781	31.299	278.3									
11	2'17.944	37.01*	32.528	38.740	29.661	276.9									
unfinished	36.428	31.669						278.3							
<b>20th 15 Darryn BINDER</b> Liqui Moly Husqvarna RSA Runs=2 Total laps=9 Full laps=6 Valid laps=1															
1	2'39.468	37.920	34.472	34.407	31.095	279.0									
2	2'15.398	38.95*	33.172	33.037	30.239	284.2									
3	2'14.071	38.13*	32.461	33.428	30.045	280.5									
4	2'12.668	37.56*	32.502	32.758	29.842	282.7									
5	2'15.829	37.616	32.904*	35.026	30.283	281.2									
6	2'15.152	P 37.146	32.261	32.707	33.038	281.2									
7	8'10.181	42.841	38.420	34.405	30.627	274.1									
8	<b>2'11.520</b>	37.832	31.893	32.347	29.448	281.9									
9	2'09.895	36.441	31.827	32.251*	29.376	282.7									
<b>21st 24 Marcos RAMIREZ</b> Forward Team SPA Runs=2 Total laps=9 Full laps=6 Valid laps=3															
1	2'26.213	39.750	34.767	37.361	31.318	274.1									
2	<b>2'15.843</b>	38.729	33.198	33.688	30.228	279.7									
3	2'13.752	38.14*	32.398	33.016	30.189	279.7									
4	2'18.592	37.84*	32.212	35.662	32.877	279.7									
5	2'32.084	P 37.917	36.794	36.667	40.706	263.4									
6	11'31.309	38.145	34.273	38.413	30.078	273.4									
7	<b>2'18.587</b>	37.241	32.193	38.222	30.931	276.2									
8	<b>2'11.533</b>	37.041	31.992	32.817	29.683	278.3									
9	2'14.309	37.00*	33.759	33.729	29.821	276.2									
<b>22nd 33 Rory SKINNER</b> American Racing GBR Runs=2 Total laps=12 Full laps=9 Valid laps=3															
1	2'35.521	37.096	34.452	34.175	30.672	270.6									
2	2'14.424	37.71*	33.768	33.098	29.840	275.5									
3	2'11.841	37.02*	32.610	32.659	29.547	274.1									
4	2'11.135	36.69*	32.381	32.454	29.601	272.7									
5	2'12.158	37.327	32.216*	32.985	29.630	273.4									
6	<b>2'12.325</b>	37.287	32.571	32.776	29.691	272.7									
7	<b>2'11.599</b>	36.917	32.250	32.706	29.726	272.7									
8	2'17.214	P 37.728	32.664	33.427	33.395	267.9									
9	6'13.287	35.954	32.948	33.569	29.741	270.6									
10	2'11.829	36.903	32.217	32.929*	29.780	272.0									
11	2'12.209	37.44*	32.207	32.724	29.835	272.0									
12	<b>2'11.682</b>	36.877	32.341	32.681	29.783	273.4									
<b>23rd 84 Zonta VD GOORBE</b> Fieten Olie Racing GP NED Runs=2 Total laps=12 Full laps=9 Valid laps=6															
1	2'23.994	38.154	35.186	34.343	31.375	274.1									
2	<b>2'16.902</b>	39.152	33.670	33.698	30.382	266.6									
3	2'14.602	38.02*	32.877	33.141	30.555	280.5									
4	2'12.849	37.47*	32.537	32.830	30.010	278.3									
5	<b>2'13.784</b>	37.303	32.692	33.305	30.484	279.0									
6	<b>2'16.392</b>	37.277	32.403	32.937	33.775	277.6									
7	2'24.696	P 40.447	34.703	34.170	35.376	274.8									
8	6'14.429	35.733	33.068	35.418	30.201	272.7									
9	<b>2'14.121</b>	37.731	32.831	33.441	30.118	280.5									
10	<b>2'12.050</b>	36.983	32.421	32.780	29.866	277.6									
11	2'19.909	40.57*	32.866	35.536	30.937	278.3									
12	<b>2'12.110</b>	37.130	32.206	32.733	30.041	278.3									

**Fastest Lap:** Filip SALAC QJMOTOR Gresini M CZE **2'09.385** 36.349 31.565 32.213 29.258

These data/results cannot be reproduced, stored and/or transmitted in whole or in part by any manner of electronic, mechanical, photocopying, recording, broadcasting or otherwise now known or herein after developed without the previous express consent by the copyright owner, except for reproduction in daily press and regular printed publications on sale to the public within 60 days of the event related to those data/results and always provided that copyright symbol appears together as follows below.  
© DORNA, 2023

Official MotoGP Timing by TISSOT  
www.motogp.com

Austin, Saturday, April 15, 2023

Page 3 of 4



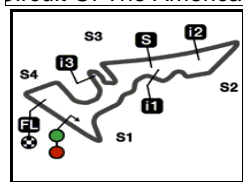
## Practice Nr. 3

## Moto2

Lap	Lap Time	T1	T2	T3	T4	Speed	Lap	Lap Time	T1	T2	T3	T4	Speed
<b>24th</b>	<b>4</b>	<b>Sean Dylan KELLY</b> American Racing USA					9	2'24.810 *	37.509	38.379	38.398*	30.524	214.7
		Runs=2	Total laps=12	Full laps=9	Valid laps=3	10	<b>2'23.185</b>	37.515	32.848	41.074	31.748	272.0	
1	2'24.300	37.259	34.606	34.607	31.381	272.0	11	<b>2'13.231</b>	<b>37.446</b>	<b>32.574</b>	<b>33.091</b>	30.120	270.6
2	<b>2'16.081</b>	38.989	33.520	33.374	30.198	268.6	<b>28th</b> <b>2</b> <b>Soichiro MINAMIMO</b> Correos Prepagos Yam JPN						
3	2'14.373 *	37.98*	33.026	33.216	30.145	271.3		Runs=1	Total laps=14	Full laps=13	Valid laps=8		
4	2'13.115 *	37.61*	32.548	32.971	29.985	271.3	1	2'24.759	38.149	35.792	34.930	31.110	274.8
5	2'13.321 *	37.502	32.676*	33.130	30.013	270.6	2	<b>2'18.265</b>	39.305	33.695	34.449	30.816	276.9
6	2'26.757 P	39.079	36.556	33.888	37.234	271.3	3	2'16.863 *	38.78*	33.537	33.901	30.642	275.5
7	6'58.195	41.808	35.380	33.663	36.992	269.3	4	2'15.599 *	38.42*	32.930	33.769	30.477	<b>279.0</b>
8	<b>2'12.145</b>	37.217	32.289	<b>32.943</b>	<b>29.696</b>	<b>274.1</b>	5	2'15.627 *	38.205	33.263*	33.713	30.446	279.0
9	<b>2'12.328</b>	<b>36.991</b>	32.423	33.050	29.864	274.1	6	<b>2'16.021</b>	38.082	33.320	33.763	30.856	274.8
10	2'19.446 *	39.29*	36.864	33.163	30.121	268.6	7	<b>2'19.600</b>	38.858	32.998	33.811	33.933	276.9
11	2'18.657 *	37.22*	32.433	38.700	30.300	268.6	8	<b>2'15.854</b>	38.200	33.382	33.688	30.584	274.1
12	2'11.860 *	37.028	<b>32.203</b>	32.813*	29.816	272.7	9	<b>2'15.592</b>	38.212	32.962	33.729	30.689	275.5
<b>25th</b> <b>72</b> <b>Borja GOMEZ</b> Fantic Racing SPA							10	<b>2'15.457</b>	38.035	32.971	33.907	30.544	274.1
		Runs=1	Total laps=14	Full laps=13	Valid laps=6		11	<b>2'15.314</b>	38.058	33.193	33.622	<b>30.441</b>	274.8
1	2'37.271	37.679	34.636	33.706	31.209	280.5	12	<b>2'14.824</b>	37.935	<b>32.810</b>	<b>33.516</b>	30.563	275.5
2	2'17.972 *	39.28*	33.206	33.128	32.349	279.7	13	2'28.301 *	42.04*	39.801	35.127	31.327	267.3
3	2'13.300 *	38.04*	32.359	32.790	30.103	<b>281.9</b>	14	2'15.171 *	<b>37.855</b>	32.973	33.868*	30.475	276.9
4	2'12.864 *	37.69*	32.273	32.796	30.103	279.0	<b>29th</b> <b>21</b> <b>Alonso LOPEZ</b> Beta Tools SpeedUp SPA						
5	2'13.170 *	37.692	32.627*	32.823	30.028	279.0		Runs=2	Total laps=2	Full laps=0	Valid laps=1		
6	<b>2'12.759</b>	37.563	32.312	32.867	30.017	279.7	1	2'19.781	36.835	33.583	<b>33.583</b>	30.520	<b>270.0</b>
7	<b>2'13.282</b>	37.792	32.523	32.981	29.986	279.7	<b>unfinished</b>						
8	<b>2'17.761</b>	40.012	33.974	33.416	30.359	266.0	2	2'11.867 *	36.86*	<b>32.560</b>	32.936*	<b>29.511</b>	269.3
9	<b>2'27.271</b>	37.468	34.265	44.946	30.592	248.2	<b>30th</b> <b>54</b> <b>Fermín ALDEGUER</b> Beta Tools SpeedUp SPA						
10	<b>2'12.224</b>	37.341	32.197	<b>32.641</b>	30.045	280.5		Runs=1	Total laps=1	Full laps=0	Valid laps=0		
11	<b>2'12.561</b>	37.181	32.500	32.912	<b>29.968</b>	279.7	1	2'26.413	36.992	<b>34.505</b>	<b>34.477</b>	<b>30.748</b>	<b>267.3</b>
12	2'21.521 *	41.21*	36.056	33.872	30.376	272.7							
13	2'17.490 *	37.34*	33.500	34.561	32.089	280.5							
14	2'15.009 *	<b>37.020</b>	<b>32.195</b>	34.229*	31.565	281.9							
<b>26th</b> <b>28</b> <b>Izán GUEVARA</b> Asterius GASGAS As SPA													
		Runs=2	Total laps=11	Full laps=8	Valid laps=4								
1	3'43.034	38.840	36.432	36.430	33.771	274.8							
2	2'21.475 *	41.09*	34.324	34.686	31.368	277.6							
3	2'16.923 *	39.07*	33.216	33.792	30.837	276.9							
4	2'15.028 *	38.369	32.953*	33.347	30.359	276.9							
5	2'20.468 P	38.057	32.782	35.319	34.310	277.6							
6	6'16.256	34.781	33.236	33.534	30.374	273.4							
7	<b>2'13.446</b>	37.690	32.423	33.075	30.258	275.5							
8	<b>2'12.721</b>	37.382	32.385	32.930	30.024	277.6							
9	2'21.366 *	<b>37.301</b>	32.533	40.727*	30.805	276.2							
10	<b>2'12.500</b>	37.445	<b>32.293</b>	<b>32.912</b>	<b>29.850</b>	<b>280.5</b>							
11	<b>2'19.197</b>	39.639	34.128	34.084	31.346	278.3							
<b>27th</b> <b>98</b> <b>David SANCHIS</b> Forward Team SPA													
		Runs=2	Total laps=11	Full laps=8	Valid laps=4								
1	2'31.414	37.088	34.927	34.922	31.324	269.3							
2	<b>2'16.978</b>	38.946	33.468	33.813	30.751	270.0							
3	2'15.302 *	38.28*	33.116	33.426	30.480	<b>274.1</b>							
4	2'14.268 *	38.14*	32.661	33.320	30.143	270.0							
5	2'13.496 *	37.670	32.599*	33.248	<b>29.979</b>	271.3							
6	2'33.506 P	38.85*	43.594	36.269	34.790	266.6							
7	7'16.632	33.188	33.338	33.449	30.332	269.3							
8	<b>2'13.470</b>	37.481	32.660	33.147	30.182	270.6							

**Fastest Lap:** Filip SALAC QJMOTOR Gresini M CZE **2'09.385** 36.349 31.565 32.213 29.258

These data/results cannot be reproduced, stored and/or transmitted in whole or in part by any manner of electronic, mechanical, photocopying, recording, broadcasting or otherwise now known or herein after developed without the previous express consent by the copyright owner, except for reproduction in daily press and regular printed publications on sale to the public within 60 days of the event related to those data/results and always provided that copyright symbol appears together as follows below.  
© DORNA, 2023



5513 m.

## RED BULL GRAND PRIX OF THE AMERICAS

## Practice Nr. 3

## Best Partial Times

Moto2™

IT Ideal Lap Time, sum of the best partial times

BT Best Lap Time

T1		T2		T3		T4				IT	BT	
Pos	Rider	Time	Rider	Time	Rider	Time	Rider	Time	Pos	Rider	IT	BT
1	P.ACOSTA	36.347	S.LOWES	31.549	C.VIETTI	31.972	T.ARBOLINO	29.209	1	F.SALAC	2'09.361	2'09.385 (1)
2	F.SALAC	36.349	M.GONZALEZ	31.553	P.ACOSTA	32.107	F.SALAC	29.258	2	B.BALTUS	2'09.366	2'09.539 (2)
3	B.BALTUS	36.359	F.SALAC	31.565	B.BALTUS	32.113	C.VIETTI	29.295	3	T.ARBOLINO	2'09.418	2'09.736 (3)
4	T.ARBOLINO	36.397	B.BALTUS	31.572	F.SALAC	32.189	J.DIXON	29.296	4	P.ACOSTA	2'09.537	2'09.751 (4)
5	A.ARENAS	36.428	T.ARBOLINO	31.611	T.ARBOLINO	32.201	B.BENDSNEYDE	29.319	5	C.VIETTI	2'09.740	2'09.825 (5)
6	A.CANET	36.438	C.VIETTI	31.623	B.BENDSNEYDE	32.298	B.BALTUS	29.322	6	S.LOWES	2'09.852	2'10.010 (7)
7	D.BINDER	36.441	J.ROBERTS	31.642	J.ALCOBA	32.317	S.CHANTRA	29.352	7	M.GONZALEZ	2'09.902	2'09.931 (6)
8	J.ROBERTS	36.505	A.ARENAS	31.669	A.CANET	32.336	S.LOWES	29.364	8	A.CANET	2'09.937	2'10.093 (10)
9	M.GONZALEZ	36.533	P.ACOSTA	31.676	D.FOGGIA	32.336	A.CANET	29.373	9	D.BINDER	2'09.991	2'11.520 (20)
10	S.LOWES	36.558	A.OGURA	31.687	D.BINDER	32.347	D.BINDER	29.376	10	J.ROBERTS	2'10.013	2'10.013 (8)
11	J.ALCOBA	36.565	J.DIXON	31.700	S.CHANTRA	32.347	P.ACOSTA	29.407	11	J.ALCOBA	2'10.057	2'10.057 (9)
12	J.DIXON	36.573	J.ALCOBA	31.717	S.LOWES	32.381	M.GONZALEZ	29.408	12	J.DIXON	2'10.078	2'10.122 (11)
13	D.FOGGIA	36.590	S.CHANTRA	31.780	J.ROBERTS	32.383	D.FOGGIA	29.434	13	D.FOGGIA	2'10.147	2'10.365 (12)
14	S.GARCIA	36.651	D.FOGGIA	31.787	M.GONZALEZ	32.408	J.ALCOBA	29.458	14	S.CHANTRA	2'10.231	2'10.502 (15)
15	A.OGURA	36.688	A.CANET	31.790	R.SKINNER	32.454	J.ROBERTS	29.483	15	A.OGURA	2'10.386	2'10.486 (13)
16	S.CHANTRA	36.752	L.TULOVIC	31.812	L.DALLA PORTA	32.459	A.LOPEZ	29.511	16	A.ARENAS	2'10.394	2'11.257 (19)
17	B.BENDSNEYDE	36.769	D.BINDER	31.827	A.OGURA	32.459	L.DALLA PORTA	29.536	17	B.BENDSNEY	2'10.490	2'10.490 (14)
18	L.DALLA PORTA	36.799	L.DALLA PORTA	31.896	L.TULOVIC	32.492	R.SKINNER	29.547	18	L.DALLA PORT	2'10.690	2'10.690 (16)
19	C.VIETTI	36.850	S.GARCIA	31.939	J.DIXON	32.509	A.OGURA	29.552	19	S.GARCIA	2'10.820	2'11.036 (17)
20	R.SKINNER	36.877	M.RAMIREZ	31.992	S.GARCIA	32.556	L.TULOVIC	29.607	20	L.TULOVIC	2'10.894	2'11.191 (18)
21	L.TULOVIC	36.983	B.BENDSNEYDE	32.104	B.GOMEZ	32.641	A.ARENAS	29.624	21	R.SKINNER	2'11.085	2'11.599 (22)
22	VD GOORBER	36.983	B.GOMEZ	32.195	A.ARENAS	32.673	S.GARCIA	29.674	22	M.RAMIREZ	2'11.533	2'11.533 (21)
23	S.KELLY	36.991	S.KELLY	32.203	Z.VD GOORBER	32.733	M.RAMIREZ	29.683	23	Z.VD GOORBE	2'11.788	2'12.050 (23)
24	B.GOMEZ	37.020	Z.VD GOORBER	32.206	M.RAMIREZ	32.817	S.KELLY	29.696	24	B.GOMEZ	2'11.824	2'12.224 (25)

These data/results cannot be reproduced, stored and/or transmitted in whole or in part by any manner of electronic, mechanical, photocopying, recording, broadcasting or otherwise now known or herein after developed without the previous express consent by the copyright owner, except for reproduction in daily press and regular printed publications on sale to the public within 60 days of the event related to those data/results and always provided that copyright symbol appears together as follows below.

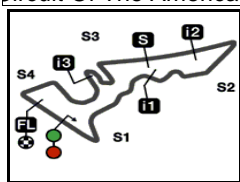
© DORNA, 2023

Official MotoGP Timing by TISSOT  
www.motogp.com

moto2™







5513 m.

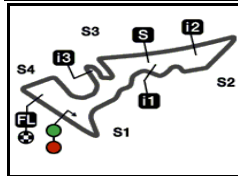
**RED BULL GRAND PRIX OF THE AMERICAS****Practice Nr. 3****Best Partial Times****Moto2™***IT* Ideal Lap Time, sum of the best partial times*BT* Best Lap Time

<b>T1</b>		<b>T2</b>		<b>T3</b>		<b>T4</b>				<i>IT</i>	<i>BT</i>	
<i>Pos</i>	<i>Rider</i>	<i>Time</i>	<i>Rider</i>	<i>Time</i>	<i>Rider</i>	<i>Time</i>	<i>Rider</i>	<i>Time</i>	<i>Pos</i>	<i>Rider</i>		
25	M.RAMIREZ	37.041	R.SKINNER	32.207	I.GUEVARA	32.912	I.GUEVARA	29.850	25	<b>S.KELLY</b>	2'11.833	2'12.145 (24)
26	<b>I.GUEVARA</b>	<b>37.301</b>	<b>I.GUEVARA</b>	<b>32.293</b>	<b>S.KELLY</b>	<b>32.943</b>	<b>Z.VD GOORBER</b>	<b>29.866</b>	26	<b>I.GUEVARA</b>	2'12.356	2'12.500 (26)
27	D.SANCHIS	37.446	A.LOPEZ	32.560	D.SANCHIS	33.091	B.GOMEZ	29.968	27	<b>D.SANCHIS</b>	2'13.090	2'13.231 (27)
28	<b>S.MINAMIMOTO</b>	<b>37.855</b>	<b>D.SANCHIS</b>	<b>32.574</b>	<b>S.MINAMIMOTO</b>	<b>33.516</b>	<b>D.SANCHIS</b>	<b>29.979</b>	28	<b>S.MINAMIMOTO</b>	2'14.622	2'14.824 (28)
29	F.ALDEGUER		S.MINAMIMOTO	32.810	A.LOPEZ	33.583	S.MINAMIMOTO	30.441	-1	<b>F.ALDEGUER</b>		(-1)
30	<b>A.LOPEZ</b>		<b>F.ALDEGUER</b>	<b>34.505</b>	<b>F.ALDEGUER</b>	<b>34.477</b>	<b>F.ALDEGUER</b>	<b>30.748</b>	-1	<b>A.LOPEZ</b>		(-1)

These data/results cannot be reproduced, stored and/or transmitted in whole or in part by any manner of electronic, mechanical, photocopying, recording, broadcasting or otherwise now known or herein after developed without the previous express consent by the copyright owner, except for reproduction in daily press and regular printed publications on sale to the public within 60 days of the event related to those data/results and always provided that copyright symbol appears together as follows below.  
© DORNA, 2023

Official MotoGP Timing by **TISSOT**  
www.motogp.com






5513 m.

## RED BULL GRAND PRIX OF THE AMERICAS

## Practice Nr. 3

## Fastest Laps Sequence

<i>Practice Time</i>	 <i>Rider</i>	<i>Nation</i>	<i>Motorcycle</i>	<i>Time</i>	<i>Km/h</i>	<i>Rider's Lap</i>
<b>4'40.381</b>	4 <b>Sean Dylan KELLY</b>	USA	KALEX	<b>2'16.081</b>	145.8	2
<b>4'42.056</b>	24 <b>Marcos RAMIREZ</b>	SPA	FORWARD	<b>2'15.843</b>	146.1	2
<b>11'22.131</b>	84 <b>Zonta VD GOORBERGH</b>	NED	KALEX	<b>2'13.784</b>	148.3	5
<b>12'19.326</b>	40 <b>Aron CANET</b>	SPA	KALEX	<b>2'12.428</b>	149.8	5
<b>13'31.934</b>	7 <b>Barry BALTUS</b>	BEL	KALEX	<b>2'10.426</b>	152.1	6
<b>14'29.589</b>	40 <b>Aron CANET</b>	SPA	KALEX	<b>2'10.263</b>	152.3	6
<b>16'39.682</b>	40 <b>Aron CANET</b>	SPA	KALEX	<b>2'10.093</b>	152.5	7
<b>18'29.607</b>	12 <b>Filip SALAC</b>	CZE	KALEX	<b>2'10.039</b>	152.6	8
<b>22'54.853</b>	22 <b>Sam LOWES</b>	GBR	KALEX	<b>2'10.010</b>	152.6	8
<b>23'24.776</b>	14 <b>Tony ARBOLINO</b>	ITA	KALEX	<b>2'09.736</b>	152.9	8
<b>26'40.207</b>	7 <b>Barry BALTUS</b>	BEL	KALEX	<b>2'09.625</b>	153.1	10
<b>30'14.712</b>	12 <b>Filip SALAC</b>	CZE	KALEX	<b>2'09.385</b>	153.3	11

These data/results cannot be reproduced, stored and/or transmitted in whole or in part by any manner of electronic, mechanical, photocopying, recording, broadcasting or otherwise now known or herein after developed without the previous express consent by the copyright owner, except for reproduction in daily press and regular printed publications on sale to the public within 60 days of the event related to those data/results and always provided that copyright symbol appears together as follows below.

© DORNA, 2023

Official MotoGP Timing by TISSOT  
www.motogp.com

Austin, Saturday, April 15, 2023

