


5513 m.

# RED BULL GRAND PRIX OF THE AMERICAS

## Practice Nr. 1

### Classification

3

		Rider	Nation	Team	Motorcycle	Time	Lap	Total	Gap	Top Speed
1	10	<b>Diogo MOREIRA</b>	BRA	MT Helmets - MSI	KTM	<b>2'16.908</b>	12	12		<b>235.2</b>
2	5	<b>Jaume MASIA</b>	SPA	Leopard Racing	HONDA	<b>2'17.180</b>	9	11	0.272 0.272	<b>234.2</b>
3	71	<b>Ayumu SASAKI</b>	JPN	Liqui Moly Husqvarna Intact GP	HUSQVARNA	<b>2'17.190</b>	12	12	0.282 0.010	<b>235.8</b>
4	96	<b>Daniel HOLGADO</b>	SPA	Red Bull KTM Tech3	KTM	<b>2'17.199</b>	10	12	0.291 0.009	<b>233.7</b>
5	53	<b>Deniz ÖNCÜ</b>	TUR	Red Bull KTM Ajo	KTM	<b>2'17.461</b>	10	12	0.553 0.262	<b>231.2</b>
6	24	<b>Tatsuki SUZUKI</b>	JPN	Leopard Racing	HONDA	<b>2'17.480</b>	8	9	0.572 0.019	<b>236.8</b>
7	48	<b>Ivan ORTOLÁ</b>	SPA	Angeluss MTA Team	KTM	<b>2'17.504</b>	11	12	0.596 0.024	<b>235.8</b>
8	99	<b>José Antonio RUEDA</b>	SPA	Red Bull KTM Ajo	KTM	<b>2'17.704</b>	11	12	0.796 0.200	<b>235.2</b>
9	38	<b>David SALVADOR</b>	SPA	CIP Green Power	KTM	<b>2'18.014</b>	11	11	1.106 0.310	<b>234.2</b>
10	82	<b>Stefano NEPA</b>	ITA	Angeluss MTA Team	KTM	<b>2'18.127</b>	12	13	1.219 0.113	<b>234.7</b>
11	55	<b>Romano FENATI</b>	ITA	Rivacold Snipers Team	HONDA	<b>2'18.166</b>	11	12	1.258 0.039	<b>235.2</b>
12	80	<b>David ALONSO</b>	COL	Valresa GASGAS Aspar M3	GASGAS	<b>2'18.196</b>	11	13	1.288 0.030	<b>236.3</b>
13	43	<b>Xavier ARTIGAS</b>	SPA	CFMOTO Racing PruestelGP	CFMOTO	<b>2'18.211</b>	11	13	1.303 0.015	<b>236.8</b>
14	6	<b>Ryusei YAMANAKA</b>	JPN	Valresa GASGAS Aspar M3	GASGAS	<b>2'18.452</b>	10	11	1.544 0.241	<b>233.2</b>
15	27	<b>Kaito TOBA</b>	JPN	SIC58 Squadra Corse	HONDA	<b>2'18.461</b>	13	13	1.553 0.009	<b>236.8</b>
16	44	<b>David MUÑOZ</b>	SPA	BOE Motorsports	KTM	<b>2'18.520</b>	12	12	1.612 0.059	<b>238.4</b>
17	54	<b>Riccardo ROSSI</b>	ITA	SIC58 Squadra Corse	HONDA	<b>2'18.553</b>	12	13	1.645 0.033	<b>234.2</b>
18	18	<b>Matteo BERTELLE</b>	ITA	Rivacold Snipers Team	HONDA	<b>2'18.610</b>	11	12	1.702 0.057	<b>235.8</b>
19	19	<b>Scott OGDEN</b>	GBR	VisionTrack Racing Team	HONDA	<b>2'18.956</b>	11	12	2.048 0.346	<b>231.7</b>
20	95	<b>Collin VEIJER</b>	NED	Liqui Moly Husqvarna Intact GP	HUSQVARNA	<b>2'19.267</b>	12	12	2.359 0.311	<b>234.2</b>
21	92	<b>David ALMANSA</b>	SPA	CFMOTO Racing PruestelGP	CFMOTO	<b>2'19.271</b>	13	13	2.363 0.004	<b>233.7</b>
22	64	<b>Mario AJI</b>	INA	Honda Team Asia	HONDA	<b>2'19.307</b>	12	12	2.399 0.036	<b>229.2</b>
23	63	<b>Syarifuddin AZMAN</b>	MAL	MT Helmets - MSI	KTM	<b>2'19.337</b>	12	12	2.429 0.030	<b>233.2</b>
24	16	<b>Andrea MIGNO</b>	ITA	CIP Green Power	KTM	<b>2'19.377</b>	7	11	2.469 0.040	<b>233.2</b>
25	70	<b>Joshua WHATLEY</b>	GBR	VisionTrack Racing Team	HONDA	<b>2'19.805</b>	11	13	2.897 0.428	<b>233.2</b>
26	72	<b>Taiyo FURUSATO</b>	JPN	Honda Team Asia	HONDA	<b>2'19.856</b>	15	15	2.948 0.051	<b>232.2</b>
27	22	<b>Ana CARRASCO</b>	SPA	BOE Motorsports	KTM	<b>2'20.081</b>	12	13	3.173 0.225	<b>233.7</b>
28	7	<b>Filippo FARIOLI</b>	ITA	Red Bull KTM Tech3	KTM	<b>2'20.247</b>	11	13	3.339 0.166	<b>231.2</b>

Practice condition: Dry

Air: 17°

Humidity: 67%

Ground: 22°

<b>Fastest Lap:</b>	Lap: 12	<b>Diogo MOREIRA</b>	<b>2'16.908</b>	144.9 Km/h
<b>Best Race Lap:</b>	2017	<b>Aron CANET</b>	<b>2'15.583</b>	146.3 Km/h
<b>All Time Lap Record:</b>	2017	<b>Aron CANET</b>	<b>2'14.644</b>	147.4 Km/h

The results are provisional until the end of the limit for protest and appeals.

Time limit for protest expires 30' after publication of the results - ..... Time: .....

These data/results cannot be reproduced, stored and/or transmitted in whole or in part by any manner of electronic, mechanical, photocopying, recording, broadcasting or otherwise now known or herein after developed without the previous express consent by the copyright owner, except for reproduction in daily press and regular printed publications on sale to the public within 60 days of the event related to those data/results and always provided that copyright symbol appears together as follows below.

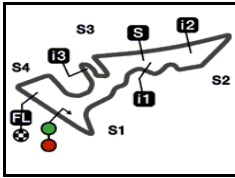
© DORNA, 2023

Official MotoGP Timing by TISSOT

www.motogp.com

Austin, Friday, April 14, 2023





5513 m.

## RED BULL GRAND PRIX OF THE AMERICAS

## Practice Nr. 1

## Top Speed &amp; Average

4



Rider	Nation	Motorcycle	Top 5 speeds					Average	Top
44 David MUÑOZ	SPA	KTM	238.4	236.3	235.8	234.7	234.7	236.0	238.4
24 Tatsuki SUZUKI	JPN	HONDA	236.8	236.3	235.2	234.7	234.2	235.4	236.8
27 Kaito TOBA	JPN	HONDA	236.8	234.2	232.7	232.2	231.2	233.1	236.8
43 Xavier ARTIGAS	SPA	CFMOTO	236.8	235.8	234.2	233.7	233.7	234.8	236.8
80 David ALONSO	COL	GASGAS	236.3	235.8	233.2	231.7	231.7	233.4	236.3
18 Matteo BERTELLE	ITA	HONDA	235.8	235.8	231.2	230.7	228.8	232.5	235.8
48 Ivan ORTOLÁ	SPA	KTM	235.8	231.7	230.2	229.7	226.8	230.8	235.8
71 Ayumu SASAKI	JPN	HUSQVARNA	235.8	235.2	233.7	233.2	233.2	234.2	235.8
10 Diogo MOREIRA	BRA	KTM	235.2	233.7	233.2	233.2	232.7	233.5	235.2
55 Romano FENATI	ITA	HONDA	235.2	231.2	229.2	228.8	228.8	230.6	235.2
99 José Antonio RUEDA	SPA	KTM	235.2	235.2	234.7	234.7	233.2	234.6	235.2
82 Stefano NEPA	ITA	KTM	234.7	233.7	233.7	233.2	233.2	233.7	234.7
5 Jaume MASIA	SPA	HONDA	234.2	232.7	232.7	232.7	232.2	232.8	234.2
38 David SALVADOR	SPA	KTM	234.2	233.7	232.2	232.2	231.7	232.8	234.2
54 Riccardo ROSSI	ITA	HONDA	234.2	233.2	233.2	231.7	230.7	232.6	234.2
95 Collin VEIJER	NED	HUSQVARNA	234.2	231.7	231.2	230.7	230.7	231.5	234.2
22 Ana CARRASCO	SPA	KTM	233.7	233.7	232.7	232.2	231.2	232.7	233.7
92 David ALMANSA	SPA	CFMOTO	233.7	233.2	233.2	232.2	232.2	232.9	233.7
96 Daniel HOLGADO	SPA	KTM	233.7	232.7	231.7	231.7	231.7	232.3	233.7
6 Ryusei YAMANAKA	JPN	GASGAS	233.2	231.7	230.7	229.2		231.2	233.2
16 Andrea MIGNO	ITA	KTM	233.2	232.7	229.7	229.2	229.2	230.5	233.2
63 Syarifuddin AZMAN	MAL	KTM	233.2	232.2	231.7	230.7	230.2	231.6	233.2
70 Joshua WHATLEY	GBR	HONDA	233.2	228.8	228.3	228.3	227.8	229.0	233.2
72 Taiyo FURUSATO	JPN	HONDA	232.2	230.2	229.2	229.2	228.8	229.9	232.2
19 Scott OGDEN	GBR	HONDA	231.7	231.7	230.2	229.2	228.8	230.3	231.7
7 Filippo FARIOLI	ITA	KTM	231.2	230.7	229.2	229.2	228.8	229.8	231.2
53 Deniz ÖNCÜ	TUR	KTM	231.2	229.2	228.8	228.8	228.8	229.3	231.2
64 Mario AJI	INA	HONDA	229.2	228.3	225.9	225.0	224.5	226.2	229.2

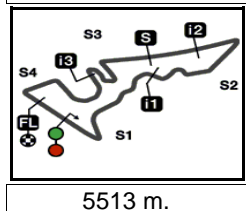
These data/results cannot be reproduced, stored and/or transmitted in whole or in part by any manner of electronic, mechanical, photocopying, recording, broadcasting or otherwise now known or herein after developed without the previous express consent by the copyright owner, except for reproduction in daily press and regular printed publications on sale to the public within 60 days of the event related to those data/results and always provided that copyright symbol appears together as follows below.

© DORNA, 2023

Official MotoGP Timing by TISSOT  
www.motogp.com

Austin, Friday, April 14, 2023





5513 m.

## RED BULL GRAND PRIX OF THE AMERICAS

## Practice Nr. 1

## Chronological Analysis of Performances

5

* Lap / Sector time cancelled		T1 Time from finish line to 1st intermediate				T3 Time from 2nd intermed. to 3rd intermed.									
P Crossing the finish line in pit lane		T2 Time from 1st intermed. to 2nd intermed.				T4 Time from 3rd intermediate to finish line									
Lap	Lap Time	T1	T2	T3	T4	Speed	Lap	Lap Time	T1	T2	T3	T4	Speed		
<b>1st</b>	<b>10</b>	<b>Diogo MOREIRA</b>				MT Helmets - MSI	BRA	1	<b>2'53.925</b>	37.064	36.178	36.601	32.230	228.8	
						Full laps=9		2	<b>2'22.451</b>	40.161	34.783	35.752	31.755	229.7	
1	<b>3'40.726</b>	35.402	34.490	36.089	31.610	233.2	3	<b>2'21.350</b>	39.659	34.654	35.610	31.427	228.3		
2	<b>2'20.492</b>	39.436	34.082	35.606	31.368	235.2	4	<b>2'19.944</b>	39.302	34.218	35.112	31.312	228.8		
3	<b>2'18.591</b>	39.032	33.725	34.675	31.159	232.7	5	<b>2'21.678</b>	39.084	34.378	36.860	31.356	227.8		
4	<b>2'18.626</b> *	39.075	33.695*	34.821	31.035	231.2	6	<b>2'18.974</b> *	38.948	33.990	35.024	31.012	231.7		
5	<b>2'19.066</b>	39.270	33.896	34.870	31.030	231.2	7	<b>2'31.069</b> P	39.707	36.206	36.577	38.579	221.3		
6	<b>2'18.638</b> *	38.929	33.836	34.850	31.023	232.2	8	<b>9'00.834</b>	36.175	34.465	35.202	31.166	227.8		
7	<b>2'24.518</b> P	39.141	35.067	35.657	34.653	229.2	9	<b>2'17.681</b>	38.700	33.743	34.487	30.751	231.7		
8	<b>8'18.643</b>	33.254	33.490	34.634	30.942	232.2	10	<b>2'17.199</b>	38.409	33.601	34.480	30.709	232.7		
9	<b>2'17.452</b>	38.622	33.545	34.505	30.780	232.2	11	<b>2'17.513</b>	38.420	33.505	34.726	30.862	233.7		
10	<b>2'17.383</b>	38.344	33.694	34.514	30.831	232.7	12	<b>2'23.739</b>	43.511	34.254	34.828	31.146	231.7		
11	<b>2'17.322</b>	38.682	33.482	34.449	30.709	233.2									
12	<b>2'16.908</b>	38.486	33.344	34.400	30.678	233.7	<b>5th</b>	<b>53</b>	<b>Deniz ÖNCÜ</b>				Red Bull KTM Ajo	TUR	
						Full laps=9									
<b>2nd</b>	<b>5</b>	<b>Jaume MASIA</b>				Leopard Racing	SPA	1	<b>3'32.629</b>	37.292	35.198	36.026	32.494	226.8	
						Full laps=8		2	<b>2'21.166</b>	39.757	34.489	35.283	31.637	226.8	
1	<b>3'12.079</b>	37.180	35.534	36.372	32.387	231.7	3	<b>2'20.221</b>	39.184	34.060	35.864	31.113	228.8		
2	<b>2'20.383</b> *	39.828	34.194	35.275	31.086*	230.7	4	<b>2'18.773</b> *	38.889	33.942*	35.076	30.866	229.2		
3	<b>2'20.281</b>	39.193	33.831	35.433	31.824	232.7	5	<b>2'18.148</b>	38.713	33.726	34.957	30.752	228.8		
4	<b>2'19.044</b>	39.094	34.149	34.965	30.836	232.2	6	<b>2'17.834</b> *	38.50*	33.798	34.790	30.746	228.8		
5	<b>2'18.494</b>	38.926	33.791	35.016	30.761	231.7	7	<b>2'23.290</b> P	39.285	34.387	35.236	34.382*	227.8		
6	<b>2'18.218</b>	38.832	33.636	34.830	30.920	232.7	8	<b>8'16.653</b>	35.011	34.010	34.849	30.778	227.3		
7	<b>2'33.253</b> P	45.132	36.874	35.751	35.496	232.7	9	<b>2'21.979</b>	38.512	33.578	34.800	35.089	227.8		
8	<b>11'03.305</b>	37.392	34.515	35.027	30.845	229.7	10	<b>2'17.461</b>	38.494	33.607	34.709	30.651	231.2		
9	<b>2'17.180</b>	38.733	33.479	34.408	30.560	232.2	11	<b>2'17.563</b>	38.598	33.736	34.667	30.562	227.8		
10	<b>2'17.187</b>	38.609	33.346	34.554	30.678	234.2	12	<b>2'17.658</b>	38.421	33.643	34.940	30.654	228.8		
11	<b>2'26.287</b>	44.278	34.305	36.497	31.207	226.8									
<b>3rd</b>	<b>71</b>	<b>Ayumu SASAKI</b>				Liqui Moly Husqvarna	JPN	<b>6th</b>	<b>24</b>	<b>Tatsuki SUZUKI</b>				Leopard Racing	JPN
						Full laps=9									
1	<b>3'39.702</b>	36.367	35.213	36.562	31.817	230.2	1	<b>3'16.275</b>	38.042	35.451	36.247	32.451	231.7		
2	<b>2'22.173</b>	39.719	34.382	35.954	32.118	231.7	2	<b>2'20.916</b>	39.838	34.253	35.416	31.409	234.2		
3	<b>2'20.499</b>	39.375	34.196	35.573	31.355	233.2	3	<b>2'19.349</b>	39.205	33.962	35.127	31.055	234.7		
4	<b>2'20.021</b>	39.455	34.111	35.325	31.130	235.2	4	<b>2'19.297</b> *	38.850	33.869	35.036	31.542	236.8		
5	<b>2'19.253</b>	38.908	33.974	35.203	31.168	232.7	5	<b>3'28.709</b> P	39.095	54.851	1'01.847	52.916*	100.6		
6	<b>2'19.310</b> *	39.480	33.714	35.156	30.960	232.7	6	<b>14'23.319</b> *	42.87*	35.566	34.908	31.752	235.2		
7	<b>2'24.559</b> P	40.211	34.388	35.452	34.508	231.2	7	<b>2'21.518</b>	42.159	33.827	34.820	30.712	233.7		
8	<b>8'06.721</b>	34.149	33.980	35.106	30.800	231.7	8	<b>2'17.480</b> *	38.573	33.592	34.615	30.700*	236.3		
9	<b>2'17.861</b>	38.958	33.509	34.651	30.743	233.2	9	<b>2'17.533</b>	38.469	33.575	34.827	30.662	233.2		
10	<b>2'17.658</b>	38.735	33.522	34.652	30.749	232.2									
11	<b>2'20.722</b>	41.365	33.686	34.765	30.906	235.8	<b>7th</b>	<b>48</b>	<b>Ivan ORTOLÁ</b>				Angeluss MTA Team	SPA	
12	<b>2'17.190</b>	38.530	33.587	34.577	30.496	233.7									
						Full laps=9									
<b>4th</b>	<b>96</b>	<b>Daniel HOLGADO</b>				Red Bull KTM Tech3	SPA	1	<b>2'36.415</b>	36.747	35.539	36.122	32.030	224.0	
						Full laps=9		2	<b>2'21.318</b>	40.021	34.363	35.282	31.652	226.4	
								3	<b>2'20.557</b>	40.048	34.227	35.014	31.268	225.9	
								4	<b>2'20.239</b>	39.491	34.177	35.183	31.388	226.4	

**Fastest Lap:** Diogo MOREIRA MT Helmets - MSI BRA **2'16.908** 38.486 33.344 34.400 30.678

These data/results cannot be reproduced, stored and/or transmitted in whole or in part by any manner of electronic, mechanical, photocopying, recording, broadcasting or otherwise now known or herein after developed without the previous express consent by the copyright owner, except for reproduction in daily press and regular printed publications on sale to the public within 60 days of the event related to those data/results and always provided that copyright symbol appears together as follows below.  
© DORNA, 2023

## Practice Nr. 1

## Moto3

Lap	Lap Time	T1	T2	T3	T4	Speed	Lap	Lap Time	T1	T2	T3	T4	Speed
5	2'19.511	39.332	33.932	35.072	31.175	226.4	1	3'17.657	36.661	35.223	35.914	31.807	229.2
6	2'19.131	39.142	33.868	34.953	31.168	225.9	2	2'21.247	39.881	34.706	35.308	31.352	228.8
7	2'18.807 *	39.039	33.853	34.847	31.068	226.8	3	2'20.471	39.280	34.162	35.363	31.666	235.2
8	2'23.515 P	39.081	33.877	34.970	35.587	225.4	4	2'19.669 *	39.061	34.037	35.154	31.417	227.8
9	9'19.412	35.378	33.756	34.941	31.045	230.2	5	2'29.907 P	43.174	35.218	36.408	35.107	216.4
10	2'17.654	38.586	33.888	34.534	30.646	231.7	6	6'50.552	34.802	34.265	35.149	31.038	231.2
11	2'17.504	38.766	33.698	34.328	30.712	235.8	7	2'19.575	39.018	33.927	35.401	31.229	227.3
12	2'17.799	38.701	33.588	34.677	30.833	229.7	8	2'19.556 *	39.038	34.124	35.269	31.125	224.5
<b>8th 99 José Antonio RUED</b> Red Bull KTM Ajo SPA Full laps=9							9 2'24.946 P 39.986 34.666 35.929 34.365 214.2						
1	3'33.969	38.606	35.498	36.064	32.970	232.2	10	4'57.533	34.375	34.383	35.440	31.569	227.3
2	2'23.746 *	41.020	35.137*	35.871	31.718*	230.7	11	2'18.166	38.621	33.774	34.844	30.927	228.8
3	2'23.502	39.990	34.487	35.444	33.581	232.7	12	2'18.393	38.712	33.849	34.807	31.025	225.4
4	2'21.050	39.936	34.511	35.223	31.380	232.7	<b>12th 80 David ALONSO</b> Valresa GASGAS Asp COL Full laps=10						
5	2'19.738	39.651	33.863	34.975	31.249	234.7	1	3'04.690 *	36.003	36.428	37.268	34.100*	227.8
6	2'19.538 *	39.403	33.640	35.172	31.323	235.2	2	2'24.325	40.911	35.220	35.977	32.217	231.7
7	2'25.272 P	39.726	34.230	35.642	35.674*	230.2	3	2'23.794	40.448	35.252	36.065	32.029	231.7
8	8'02.747	35.037	33.987	34.743	31.011	233.2	4	2'20.946	39.617	34.366	35.223	31.740	235.8
9	2'18.550	39.038	33.712	34.819	30.981	234.7	5	2'21.664	39.845	34.891	35.620	31.308	227.8
10	2'20.803	39.927	34.931	34.985	30.960	232.2	6	2'20.183	39.543	34.157	35.215	31.268	231.7
11	2'17.704	38.894	33.514	34.577	30.719	232.7	7	2'20.112	39.442	34.219	35.159	31.292	230.2
12	2'18.299	38.909	33.553	35.005	30.832	235.2	8	2'20.395 *	39.344	34.105	35.161	31.785	236.3
<b>9th 38 David SALVADOR</b> CIP Green Power SPA Full laps=8							9 2'27.178 P 40.117 34.999 36.309 35.753 224.5						
1	2'57.295	35.796	35.326	36.301	32.832	230.7	10	6'22.009	35.008	34.685	35.243	30.894	228.3
2	2'23.276 *	40.502	35.025	35.866	31.883*	231.7	11	2'18.196	38.925	33.700	34.610	30.961	233.2
3	2'28.921	40.011	34.420	42.758	31.732	229.2	12	2'19.022	39.094	33.872	34.848	31.208	231.2
4	2'20.485	39.447	34.136	35.166	31.736	232.2	13	2'23.085	40.009	34.234	37.385	31.457	230.7
5	2'20.082 *	39.301	34.141	35.174	31.466*	230.7	<b>13th 43 Xavier ARTIGAS</b> CFMOTO Racing Pru SPA Full laps=10						
6	2'19.934	39.393	34.106	35.104	31.331	231.2	1	3'16.158	36.791	34.840	35.748	32.128	233.7
7	2'19.982 *	39.309	33.930	35.506	31.237	232.2	2	2'20.643	39.599	34.260	35.157	31.627	233.7
8	2'25.052 P	39.814	34.805	35.187	35.246*	228.3	3	2'19.405	39.172	33.975	34.982	31.276	233.2
9	10'59.917	36.299	34.257	34.761	31.108	234.2	4	2'19.433	38.747	33.889	35.218	31.579	235.8
10	2'20.190	39.011	33.842	34.758	32.579	230.7	5	2'19.973	39.186	34.505	34.997	31.285	234.2
11	2'18.014	38.768	33.544	34.745	30.957	233.7	6	2'18.812	38.833	34.032	34.739	31.208	236.8
<b>10th 82 Stefano NEPA</b> Angeluss MTA Team ITA Full laps=10							7 2'18.573 * 38.66* 33.949 34.767 31.196 229.7						
1	2'53.539	38.556	36.283	37.234	32.196	227.3	8	2'23.651 P	38.448	34.367*	34.974	35.862	230.7
2	2'23.487	40.379	34.886	36.201	32.021	228.8	9	6'47.854	32.859	34.715	35.118	31.217	232.2
3	2'21.109	39.639	34.382	35.859	31.229	232.2	10	2'18.620	38.723	33.878	34.660	31.359	232.2
4	2'19.884	39.149	34.390	35.311	31.034	232.7	11	2'18.211 *	38.736	33.816	34.787	30.872*	233.2
5	2'19.951	39.035	34.335	35.393	31.188	234.7	12	2'18.246	38.784	33.735	34.642	31.085	232.2
6	2'19.537	39.112	34.048	35.322	31.055	229.2	13	2'18.277	38.804	33.689	34.863	30.921	232.7
7	2'30.013	42.154	35.205	41.118	31.536	228.8	<b>14th 6 Ryusei YAMANAKA</b> Valresa GASGAS Asp JPN Full laps=10						
8	2'19.455 *	38.95*	34.027	35.376	31.097	228.8	1	3'04.464 P					
9	2'23.480 P	38.442	34.886	35.941	34.211*	229.2	2	2'22.807					
10	6'27.563	35.927	33.955	35.071	30.803	233.2	3	2'20.932					
11	2'18.352	38.800	33.739	34.976	30.837	233.2	4	2'20.459					
12	2'18.127	38.794	33.748	34.983	30.602	233.7	5	2'19.709					
13	2'18.343	38.705	33.871	34.967	30.800	233.7	6	2'20.978					
<b>11th 55 Romano FENATI</b> Rivacold Snipers Tea ITA Full laps=7							7 2'28.854 P						
							8 10'49.868 * 40.469 36.195 35.296 31.673* 231.7						
							9 2'21.681 * 40.082 35.733 35.069 30.797* 230.7						

**Fastest Lap:** Diogo MOREIRA MT Helmets - MSI BRA 2'16.908 38.486 33.344 34.400 30.678

These data/results cannot be reproduced, stored and/or transmitted in whole or in part by any manner of electronic, mechanical, photocopying, recording, broadcasting or otherwise now known or herein after developed without the previous express consent by the copyright owner, except for reproduction in daily press and regular printed publications on sale to the public within 60 days of the event related to those data/results and always provided that copyright symbol appears together as follows below.  
© DORNA, 2023

## Practice Nr. 1

## Moto3

Lap	Lap Time	T1	T2	T3	T4	Speed	Lap	Lap Time	T1	T2	T3	T4	Speed
10	2'18.452	38.906	33.757	34.841	30.948	229.2	5	2'27.809	P 39.516	34.225	35.288	38.780	227.3
11	2'18.520	38.942	33.776	34.937	30.865	233.2	6	5'47.248	35.883	34.871	35.363	31.212	225.4
<b>15th 27 Kaito TOBA</b> SIC58 Squadra Corse JPN Full laps=10							7	2'19.866	39.397	34.208	35.098	31.163	225.0
1	3'16.139	37.745	36.253	36.942	33.125	228.3	8	2'19.754	* 39.266	34.251	35.157	31.080	225.9
2	2'21.467	40.147	34.563	35.566	31.191	232.2	9	2'27.770	P 41.082	35.301	36.001	35.386	224.5
3	2'21.607	39.911	34.656	35.431	31.609	236.8	10	5'57.855	35.396	34.375	35.053	31.093	226.8
4	2'21.215	39.998	34.710	35.502	31.005	234.2	11	2'18.610	* 39.13*	33.928	34.737	30.807	227.3
5	2'20.310	39.393	34.178	35.391	31.348	231.2	12	2'20.284	40.018	34.321	34.921	31.024	228.8
6	2'19.518	39.305	34.132	35.154	30.927	231.2	<b>19th 19 Scott OGDEN</b> VisionTrack Racing T GBR Full laps=8						
7	2'18.820	39.061	33.933	35.004	30.822	232.7	1	3'12.460	37.752	36.233	37.818	33.161	224.0
8	2'18.892	* 38.998	33.935	35.121	30.838	230.2	2	2'22.193	40.058	34.852	35.876	31.407	231.7
9	2'29.843	P 39.094	33.995	41.468	35.286	227.3	3	2'20.773	39.666	34.505	35.327	31.275	229.2
10	6'42.702	36.514	34.273	35.248	31.077	230.7	4	2'20.738	39.155	34.438	35.647	31.498	231.7
11	2'18.901	38.980	33.898	35.009	31.014	227.3	5	2'20.295	39.249	34.658	35.210	31.178	228.8
12	2'18.503	39.211	33.796	34.827	30.669	229.2	6	2'19.626	39.138	34.168	35.281	31.039	227.3
13	2'18.461	38.765	34.199	34.885	30.612	228.8	7	2'20.704	* 39.222	34.573*	35.779	31.130	225.4
<b>16th 44 David MUÑOZ</b> BOE Motorsports SPA Full laps=9							8	2'25.407	P 38.929	34.759	35.757	35.962	223.1
1	2'55.975	35.958	35.423	36.452	32.298	234.7	9	7'02.546	P 38.722	39.093	36.185	34.444*	224.5
2	2'22.480	40.408	34.828	35.818	31.426	234.2	10	4'01.394	37.586	34.735	35.481	35.776	228.3
3	2'20.545	39.569	34.352	35.446	31.178	234.2	11	2'18.956	38.794	33.956	35.239	30.967	226.4
4	2'19.644	39.254	34.235	35.153	31.002	234.2	12	2'20.163	38.978	34.178	35.567	31.440	230.2
5	2'19.589	39.128	33.914	35.443	31.104	238.4	<b>20th 95 Collin VEIJER</b> Liqui Moly Husqvarna NED Full laps=9						
6	2'19.352	* 39.31*	33.824	35.266	30.945	234.7	1	3'41.700	36.483	35.542	36.624	32.710	230.2
7	2'31.294	P 41.640	35.761*	36.424	37.469	224.5	2	2'24.460	41.011	35.146	36.210	32.093	230.2
8	9'17.509	32.583	34.611	34.777	30.899	235.8	3	2'22.897	40.471	34.681	35.956	31.789	231.7
9	2'18.634	39.219	33.653	34.709	31.053	236.3	4	2'21.996	40.049	34.531	35.481	31.935	231.2
10	2'18.626	39.168	33.877	34.793	30.788	233.7	5	2'21.776	40.026	34.506	35.456	31.788	230.7
11	2'18.725	38.964	33.849	34.889	31.023	233.7	6	2'21.189	39.727	34.548	35.338	31.576	230.7
12	2'18.520	39.012	33.827	34.779	30.902	231.7	7	2'20.878	* 39.677	34.314	35.370	31.517	229.7
<b>17th 54 Riccardo ROSSI</b> SIC58 Squadra Corse ITA Full laps=10							8	2'22.365	P 39.666	34.303	35.042	33.354	230.2
1	3'13.713	* 39.721	36.061*	36.894	32.603*	229.7	9	8'22.697	34.864	34.532	35.289	31.629	229.2
2	2'23.824	40.689	34.901	35.763	32.471	230.2	10	2'20.263	* 39.33*	34.369	35.115	31.447	229.7
3	2'21.786	39.933	34.531	35.248	32.074	230.2	11	2'31.529	42.661	34.538	42.972	31.358	230.7
4	2'22.555	39.774	34.332	36.815	31.634	233.2	12	2'19.267	39.129	34.048	35.027	31.063	234.2
5	2'20.569	* 39.836	34.220*	35.008	31.505	234.2	<b>21st 92 David ALMANSA</b> CFMOTO Racing Pru SPA Full laps=10						
6	2'27.013	39.398	34.272	37.886	35.457	229.7	1	2'57.103	37.560	36.513	36.733	32.816	233.7
7	2'20.542	39.494	34.410	35.213	31.425	230.2	2	2'23.613	40.798	34.951	36.075	31.789	232.2
8	2'20.187	* 39.40*	34.376	35.133	31.276	227.3	3	2'22.196	40.003	34.813	35.769	31.611	232.2
9	2'32.252	P 40.601	36.450*	39.174	36.027	203.0	4	2'22.110	40.126	34.462	35.870	31.652	231.7
10	6'29.341	36.548	34.477	35.382	31.580	230.7	5	2'21.534	39.831	34.483	35.576	31.644	230.2
11	2'19.063	39.166	33.911	34.869	31.117	231.7	6	2'23.076	41.277	34.145	35.783	31.871	223.6
12	2'18.553	38.893	33.813	34.977	30.870	233.2	7	2'19.867	* 39.412	33.851	35.352	31.252	230.2
13	2'18.593	38.999	33.941	34.745	30.908	230.2	8	2'24.414	P 39.935	34.249	35.234	34.996	228.8
<b>18th 18 Matteo BERTELLE</b> Rivacold Snipers Tea ITA Full laps=7							9	6'52.053	32.672	34.595	35.094	31.411	230.7
1	3'16.767	38.198	35.230	36.252	31.571	231.2	10	2'20.063	39.653	34.341	34.854	31.215	233.2
2	2'21.496	40.079	34.531	35.565	31.321	230.7	11	2'19.531	39.279	33.905	35.169	31.178	231.2
3	2'21.284	39.446	34.546	35.607	31.685	235.8	12	2'19.762	39.191	33.899	35.318	31.354	233.2
4	2'20.051	* 39.745	34.285*	34.985	31.036	235.8	13	2'19.271	39.174	33.802	35.044	31.251	230.7

**Fastest Lap:** Diogo MOREIRA MT Helmets - MSI BRA 2'16.908 38.486 33.344 34.400 30.678

These data/results cannot be reproduced, stored and/or transmitted in whole or in part by any manner of electronic, mechanical, photocopying, recording, broadcasting or otherwise now known or herein after developed without the previous express consent by the copyright owner, except for reproduction in daily press and regular printed publications on sale to the public within 60 days of the event related to those data/results and always provided that copyright symbol appears together as follows below.  
© DORNA, 2023

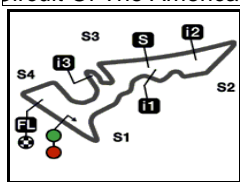
## Practice Nr. 1

## Moto3

Lap	Lap Time	T1	T2	T3	T4	Speed	Lap	Lap Time	T1	T2	T3	T4	Speed				
<b>22nd</b>	<b>64</b>	<b>Mario AJI</b>					Honda Team Asia	INA	11	<b>2'19.805</b>	39.121	34.121	35.223	31.340	227.8		
		Full laps=9							12	<b>2'20.337</b>	39.499	34.208	35.329	31.301	228.3		
								13	<b>2'19.934</b>	39.152	34.276	35.168	31.338	227.3			
1	<b>3'17.375</b>	37.387	35.686	36.549	31.974	224.5											
2	<b>2'21.926</b>	40.580	34.479	35.568	31.299	229.2											
3	<b>2'20.467</b> *	39.605	34.091	35.339	31.432*	225.9											
4	<b>2'21.256</b>	39.762	34.561	35.527	31.406	228.3											
5	<b>2'21.560</b>	39.877	34.595	35.633	31.455	221.7											
6	<b>2'20.674</b> *	39.624	34.179	35.423	31.448	225.0											
7	<b>2'29.425</b> P	41.413	35.081	36.851	36.080*	217.7											
8	<b>8'51.324</b> *	37.156	35.658	36.840	31.943*	218.6											
9	<b>2'21.368</b>	39.881	34.217	35.574	31.696	221.3											
10	<b>2'23.597</b>	39.818	34.355	37.017	32.407	224.5											
11	<b>2'20.842</b>	39.841	34.189	35.728	31.084	223.6											
12	<b>2'19.307</b>	39.134	33.982	35.087	31.104	224.0											
<b>23rd</b>	<b>63</b>	<b>Syarifuddin AZMAN</b>					MT Helmets - MSI	MAL	10	<b>2'25.614</b> *	39.44*	36.123	37.421	32.622*	206.1		
		Full laps=9							11	<b>2'21.102</b>	39.015	34.994	35.443	31.650	223.6		
1	<b>3'04.795</b>	37.729	36.247	36.868	33.625	229.2			12	<b>2'20.512</b>	39.575	34.086	35.415	31.436	226.4		
2	<b>2'24.450</b> *	40.948	35.479	35.850	32.173*	230.7			13	<b>2'20.005</b> *	39.55*	34.113	35.053	31.286	225.9		
3	<b>2'22.402</b>	40.485	35.056	35.399	31.462	232.2			14	<b>2'30.471</b>	39.897	35.742	36.560	38.272	222.6		
4	<b>2'22.273</b>	40.286	34.497	35.877	31.613	231.7			15	<b>2'19.856</b>	39.426	34.092	35.220	31.118	230.2		
5	<b>2'22.622</b>	39.819	35.323	35.782	31.698	230.2											
6	<b>2'20.982</b> *	39.773	34.202	35.667	31.340	227.8											
7	<b>2'24.280</b> P	39.696	34.389	35.521	34.674	228.3											
8	<b>8'49.722</b>	35.054	34.266	35.313	31.376	228.3											
9	<b>2'21.354</b>	39.669	34.267	35.635	31.783	229.2											
10	<b>2'29.465</b> *	39.73*	34.528	44.038	31.165	226.4											
11	<b>2'29.750</b>	40.840	34.540	43.002	31.368	227.8											
12	<b>2'19.337</b>	39.259	33.929	35.046	31.103	233.2											
<b>24th</b>	<b>16</b>	<b>Andrea MIGNO</b>					CIP Green Power	ITA	7	<b>2'21.852</b> *	39.672	35.186	35.609	31.385	233.7		
		Full laps=8							8	<b>2'24.172</b> P	39.440	34.447	35.553	34.732	232.2		
1	<b>3'11.901</b>	38.830	36.059	37.007	32.735	227.8			9	<b>7'38.194</b>	37.125	34.659	37.301	31.723	228.8		
2	<b>2'22.457</b>	40.437	34.821	35.502	31.697	229.2			10	<b>2'25.033</b>	39.704	37.877	36.069	31.383	225.4		
3	<b>2'20.697</b>	39.808	34.264	35.225	31.400	229.2			11	<b>2'20.692</b>	39.533	34.228	35.610	31.321	230.2		
4	<b>2'20.248</b>	39.389	34.058	35.275	31.526	233.2			12	<b>2'20.081</b>	39.362	34.263	35.358	31.098	229.2		
5	<b>2'19.821</b>	39.381	34.062	35.004	31.374	232.7			13	<b>2'20.919</b>	39.481	34.839	35.331	31.268	228.3		
6	<b>2'19.678</b>	39.226	33.896	35.303	31.253	228.8											
7	<b>2'19.377</b> *	39.081	33.978	35.072	31.246	227.8											
8	<b>2'25.380</b> P	39.555	34.205	35.242	36.378	227.3											
9	<b>11'01.475</b>	37.666	34.437	35.322	31.267	226.8											
10	<b>2'19.461</b>	39.122	33.942	35.214	31.183	229.2											
11	<b>2'19.537</b>	39.126	33.969	35.032	31.410	229.7											
<b>25th</b>	<b>70</b>	<b>Joshua WHATLEY</b>					VisionTrack Racing T	GBR	<b>28th</b>	<b>7</b>	<b>Filippo FARIOLI</b>					Red Bull KTM Tech3	ITA
		Full laps=10									Full laps=10						
1	<b>2'57.749</b>	37.265	35.901	36.509	32.404	225.9			1	<b>2'55.857</b>	37.338	36.318	36.690	33.637	228.8		
2	<b>2'24.680</b>	40.959	35.249	36.537	31.935	233.2			2	<b>2'26.763</b>	41.689	36.175	36.258	32.641	226.8		
3	<b>2'21.808</b>	39.875	34.680	35.499	31.754	226.4			3	<b>2'23.435</b>	40.426	34.777	35.874	32.358	229.2		
4	<b>2'21.524</b>	39.826	34.522	35.654	31.522	226.4			4	<b>2'23.817</b>	40.555	34.963	36.128	32.171	229.2		
5	<b>2'21.076</b> *	39.44*	34.541	35.692	31.401	227.3			5	<b>2'22.192</b>	40.325	34.607	35.403	31.857	231.2		
6	<b>2'28.995</b> *	46.530	35.864*	35.379	31.222	227.8			6	<b>2'22.153</b>	39.996	34.574	35.502	32.081	226.8		
7	<b>2'20.136</b>	39.290	34.366	35.228	31.252	228.8			7	<b>2'20.755</b> *	39.638	34.267	35.238	31.612	230.7		
8	<b>2'20.387</b> *	39.30*	34.270	35.248	31.565	228.3			8	<b>2'24.903</b> P	39.888	34.139	35.235	35.641*	228.3		
9	<b>2'39.154</b> P	46.693	36.614	39.153	36.694	201.1			9	<b>7'05.590</b>	34.854	34.491	35.644	31.801	225.0		
10	<b>6'35.257</b>	35.852	35.998	35.706	31.130	224.5			10	<b>2'20.449</b>	39.584	34.090	35.250	31.525	227.3		
									11	<b>2'20.247</b> *	39.601	34.083	35.166	31.397*	225.4		
									12	<b>2'20.537</b> *	39.318	34.638	35.187	31.394*	226.4		
									13	<b>2'20.026</b>	39.386	33.996	35.157	31.487	226.8		

**Fastest Lap:** Diogo MOREIRA MT Helmets - MSI BRA **2'16.908** 38.486 33.344 34.400 30.678

These data/results cannot be reproduced, stored and/or transmitted in whole or in part by any manner of electronic, mechanical, photocopying, recording, broadcasting or otherwise now known or herein after developed without the previous express consent by the copyright owner, except for reproduction in daily press and regular printed publications on sale to the public within 60 days of the event related to those data/results and always provided that copyright symbol appears together as follows below.  
© DORNA, 2023



5513 m.

## RED BULL GRAND PRIX OF THE AMERICAS

## Practice Nr. 1

## Best Partial Times

Moto3™

IT Ideal Lap Time, sum of the best partial times

BT Best Lap Time

T1		T2		T3		T4				IT		BT	
Pos	Rider	Time	Rider	Time	Rider	Time	Rider	Time	Pos	Rider	IT	BT	
1	D.MOREIRA	38.344	D.MOREIRA	33.344	I.ORTOLÁ	34.328	A.SASAKI	30.496	1	D.MOREIRA	2'16.766	2'16.908	(1)
2	D.HOLGADO	38.409	J.MASIA	33.346	D.MOREIRA	34.400	J.MASIA	30.560	2	J.MASIA	2'16.923	2'17.180	(2)
3	D.ÖNCÜ	38.421	D.HOLGADO	33.505	J.MASIA	34.408	D.ÖNCÜ	30.562	3	D.HOLGADO	2'17.103	2'17.199	(4)
4	T.SUZUKI	38.469	A.SASAKI	33.509	D.HOLGADO	34.480	S.NEPA	30.602	4	A.SASAKI	2'17.112	2'17.190	(3)
5	A.SASAKI	38.530	J.RUEDA	33.514	A.SASAKI	34.577	K.TOBA	30.612	5	I.ORTOLÁ	2'17.148	2'17.504	(7)
6	I.ORTOLÁ	38.586	D.SALVADOR	33.544	J.RUEDA	34.577	I.ORTOLÁ	30.646	6	D.ÖNCÜ	2'17.228	2'17.461	(5)
7	J.MASIA	38.609	T.SUZUKI	33.575	D.ALONSO	34.610	D.MOREIRA	30.678	7	T.SUZUKI	2'17.359	2'17.480	(6)
8	R.FENATI	38.621	D.ÖNCÜ	33.578	T.SUZUKI	34.615	T.SUZUKI	30.700	8	J.RUEDA	2'17.704	2'17.704	(8)
9	X.ARTIGAS	38.661	I.ORTOLÁ	33.588	X.ARTIGAS	34.642	D.HOLGADO	30.709	9	X.ARTIGAS	2'17.864	2'18.211	(13)
10	S.NEPA	38.705	D.MUÑOZ	33.653	D.ÖNCÜ	34.667	J.RUEDA	30.719	10	K.TOBA	2'18.000	2'18.461	(15)
11	K.TOBA	38.765	X.ARTIGAS	33.689	D.MUÑOZ	34.709	D.MUÑOZ	30.788	11	S.NEPA	2'18.013	2'18.127	(10)
12	D.SALVADOR	38.768	D.ALONSO	33.700	M.BERTELLE	34.737	M.BERTELLE	30.807	12	D.SALVADOR	2'18.014	2'18.014	(9)
13	S.OGDEN	38.794	S.NEPA	33.739	D.SALVADOR	34.745	R.YAMANAKA	30.865	13	D.MUÑOZ	2'18.114	2'18.520	(16)
14	R.ROSSI	38.893	R.YAMANAKA	33.757	R.ROSSI	34.745	R.ROSSI	30.870	14	R.FENATI	2'18.129	2'18.166	(11)
15	J.RUEDA	38.894	R.FENATI	33.774	R.FENATI	34.807	X.ARTIGAS	30.872	14	D.ALONSO	2'18.129	2'18.196	(12)
16	R.YAMANAKA	38.906	K.TOBA	33.796	K.TOBA	34.827	D.ALONSO	30.894	16	R.ROSSI	2'18.321	2'18.553	(17)
17	D.ALONSO	38.925	D.ALMANSA	33.802	R.YAMANAKA	34.841	R.FENATI	30.927	17	R.YAMANAKA	2'18.369	2'18.452	(14)
18	D.MUÑOZ	38.964	R.ROSSI	33.813	D.ALMANSA	34.854	D.SALVADOR	30.957	18	M.BERTELLE	2'18.610	2'18.610	(18)
19	A.MIGNO	39.081	A.MIGNO	33.896	S.NEPA	34.967	S.OGDEN	30.967	19	S.OGDEN	2'18.927	2'18.956	(19)
20	J.WHATLEY	39.121	M.BERTELLE	33.928	A.MIGNO	35.004	C.VEIJER	31.063	20	D.ALMANSA	2'19.008	2'19.271	(21)
21	C.VEIJER	39.129	S.AZMAN	33.929	C.VEIJER	35.027	M.AJI	31.084	21	A.MIGNO	2'19.164	2'19.377	(24)
22	M.AJI	39.134	S.OGDEN	33.956	S.AZMAN	35.046	A.CARRASCO	31.098	22	C.VEIJER	2'19.267	2'19.267	(20)
23	M.BERTELLE	39.138	M.AJI	33.982	T.FURUSATO	35.053	S.AZMAN	31.103	23	M.AJI	2'19.287	2'19.307	(22)
24	D.ALMANSA	39.174	F.FARIOLI	33.996	M.AJI	35.087	T.FURUSATO	31.118	24	S.AZMAN	2'19.337	2'19.337	(23)

These data/results cannot be reproduced, stored and/or transmitted in whole or in part by any manner of electronic, mechanical, photocopying, recording, broadcasting or otherwise now known or herein after developed without the previous express consent by the copyright owner, except for reproduction in daily press and regular printed publications on sale to the public within 60 days of the event related to those data/results and always provided that copyright symbol appears together as follows below.

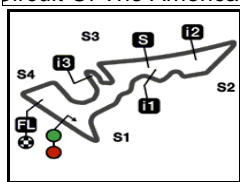
© DORNA, 2023

Official MotoGP Timing by TISSOT

www.motogp.com

motoE





5513 m.

**RED BULL GRAND PRIX OF THE AMERICAS****Practice Nr. 1****Best Partial Times****Moto3™***IT* Ideal Lap Time, sum of the best partial times*BT* Best Lap Time

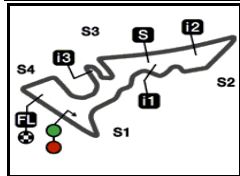
<b>T1</b>		<b>T2</b>		<b>T3</b>		<b>T4</b>						
<i>Pos</i>	<i>Rider</i>	<i>Time</i>	<i>Rider</i>	<i>Time</i>	<i>Rider</i>	<i>Time</i>	<i>Rider</i>	<i>Time</i>	<i>Pos</i>	<i>Rider</i>	<i>IT</i>	<i>BT</i>
25	S.AZMAN	39.259	C.VEIJER	34.048	F.FARIOLI	35.157	J.WHATLEY	31.130	25	<b>J.WHATLEY</b>	2'19.540	2'19.805 (25)
26	<b>F.FARIOLI</b>	<b>39.318</b>	<b>T.FURUSATO</b>	<b>34.086</b>	<b>J.WHATLEY</b>	<b>35.168</b>	<b>D.ALMANSA</b>	<b>31.178</b>	26	<b>T.FURUSATO</b>	2'19.683	2'19.856 (26)
27	A.CARRASCO	39.362	J.WHATLEY	34.121	S.OGDEN	35.210	A.MIGNO	31.183	27	<b>F.FARIOLI</b>	2'19.868	2'20.247 (28)
28	<b>T.FURUSATO</b>	<b>39.426</b>	<b>A.CARRASCO</b>	<b>34.228</b>	<b>A.CARRASCO</b>	<b>35.331</b>	<b>F.FARIOLI</b>	<b>31.397</b>	28	<b>A.CARRASCO</b>	2'20.019	2'20.081 (27)

These data/results cannot be reproduced, stored and/or transmitted in whole or in part by any manner of electronic, mechanical, photocopying, recording, broadcasting or otherwise now known or herein after developed without the previous express consent by the copyright owner, except for reproduction in daily press and regular printed publications on sale to the public within 60 days of the event related to those data/results and always provided that copyright symbol appears together as follows below.  
© DORNA, 2023

Official MotoGP Timing by **TISSOT**  
www.motogp.com








5513 m.

## RED BULL GRAND PRIX OF THE AMERICAS

## Practice Nr. 1

## Fastest Laps Sequence

Practice Time	 Rider	Nation	Motorcycle	Time	Km/h	Rider's Lap
4'57.733	48 Ivan ORTOLÁ	SPA	KTM	2'21.318	140.4	2
5'36.801	43 Xavier ARTIGAS	SPA	CFMOTO	2'20.643	141.1	2
6'01.218	10 Diogo MOREIRA	BRA	KTM	2'20.492	141.2	2
7'52.743	5 Jaume MASIA	SPA	HONDA	2'20.281	141.4	3
7'56.206	43 Xavier ARTIGAS	SPA	CFMOTO	2'19.405	142.3	3
7'56.540	24 Tatsuki SUZUKI	JPN	HONDA	2'19.349	142.4	3
8'19.809	10 Diogo MOREIRA	BRA	KTM	2'18.591	143.2	3
12'30.281	5 Jaume MASIA	SPA	HONDA	2'18.494	143.3	5
14'48.499	5 Jaume MASIA	SPA	HONDA	2'18.218	143.5	6
15'08.771	53 Deniz ÖNCÜ	TUR	KTM	2'17.834	143.9	6
28'16.752	10 Diogo MOREIRA	BRA	KTM	2'17.452	144.3	9
30'34.135	10 Diogo MOREIRA	BRA	KTM	2'17.383	144.4	10
30'42.237	5 Jaume MASIA	SPA	HONDA	2'17.180	144.6	9
35'08.365	10 Diogo MOREIRA	BRA	KTM	2'16.908	144.9	12

These data/results cannot be reproduced, stored and/or transmitted in whole or in part by any manner of electronic, mechanical, photocopying, recording, broadcasting or otherwise now known or herein after developed without the previous express consent by the copyright owner, except for reproduction in daily press and regular printed publications on sale to the public within 60 days of the event related to those data/results and always provided that copyright symbol appears together as follows below.

© DORNA, 2023

Official MotoGP Timing by TISSOT  
www.motogp.com

Austin, Friday, April 14, 2023

