


5513 m.

RED BULL GRAND PRIX OF THE AMERICAS

Free Practice
Classification

10

	Rider	Nation	Team	Motorcycle	Time	Lap	Total	Gap	Top Speed
1	1 Francesco BAGNAIA	ITA	Ducati Lenovo Team	DUCATI	2'03.295	9	12		340.6
2	73 Alex MARQUEZ	SPA	Gresini Racing MotoGP	DUCATI	2'03.380	4	13	0.085	0.085 343.9
3	10 Luca MARINI	ITA	Mooney VR46 Racing Team	DUCATI	2'03.534	6	7	0.239	0.154 346.1
4	89 Jorge MARTIN	SPA	Prima Pramac Racing	DUCATI	2'03.608	5	11	0.313	0.074 341.7
5	20 Fabio QUARTARARO	FRA	Monster Energy Yamaha MotoGP	YAMAHA	2'03.662	11	11	0.367	0.054 334.3
6	72 Marco BEZZECCHI	ITA	Mooney VR46 Racing Team	DUCATI	2'03.679	9	11	0.384	0.017 341.7
7	5 Johann ZARCO	FRA	Prima Pramac Racing	DUCATI	2'03.709	6	11	0.414	0.030 345.0
8	41 Aleix ESPARGARO	SPA	Aprilia Racing	APRILIA	2'03.730	12	12	0.435	0.021 340.6
9	49 Fabio DI GIANNANTONIO	ITA	Gresini Racing MotoGP	DUCATI	2'03.786	5	11	0.491	0.056 337.5
10	33 Brad BINDER	RSA	Red Bull KTM Factory Racing	KTM	2'03.837	9	11	0.542	0.051 346.1
11	42 Alex RINS	SPA	LCR Honda CASTROL	HONDA	2'03.967	11	12	0.672	0.130 341.7
12	88 Miguel OLIVEIRA	POR	CryptoDATA RNF MotoGP Team	APRILIA	2'04.063	6	12	0.768	0.096 342.8
13	36 Joan MIR	SPA	Repsol Honda Team	HONDA	2'04.065	8	11	0.770	0.002 335.4
14	25 Raul FERNANDEZ	SPA	CryptoDATA RNF MotoGP Team	APRILIA	2'04.164	9	10	0.869	0.099 339.6
15	12 Maverick VIÑALES	SPA	Aprilia Racing	APRILIA	2'04.262	9	11	0.967	0.098 341.7
16	51 Michele PIRRO	ITA	Ducati Lenovo Team	DUCATI	2'04.274	7	10	0.979	0.012 338.5
17	43 Jack MILLER	AUS	Red Bull KTM Factory Racing	KTM	2'04.359	9	11	1.064	0.085 341.7
18	21 Franco MORBIDELLI	ITA	Monster Energy Yamaha MotoGP	YAMAHA	2'04.423	6	11	1.128	0.064 335.4
19	30 Takaaki NAKAGAMI	JPN	LCR Honda IDEMITSU	HONDA	2'04.432	9	10	1.137	0.009 334.3
20	6 Stefan BRADL	GER	Repsol Honda Team	HONDA	2'04.607	7	12	1.312	0.175 335.4
21	37 Augusto FERNANDEZ	SPA	GASGAS Factory Racing Tech3	KTM	2'04.862	5	12	1.567	0.255 335.4
22	94 Jonas FOLGER	GER	GASGAS Factory Racing Tech3	KTM	2'05.761	14	14	2.466	0.899 338.5

Practice condition: Dry

Air: 22°

Humidity: 70%

Ground: 25°

Fastest Lap:	Lap: 9	Francesco BAGNAIA	2'03.295	160.9 Km/h
Best Race Lap:	2022	Enea BASTIANINI	2'03.521	160.6 Km/h
All Time Lap Record:	2022	Jorge MARTIN	2'02.039	162.6 Km/h

The results are provisional until the end of the limit for protest and appeals.

Time limit for protest expires 30' after publication of the results - Time:

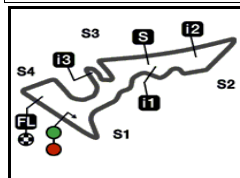
These data/results cannot be reproduced, stored and/or transmitted in whole or in part by any manner of electronic, mechanical, photocopying, recording, broadcasting or otherwise now known or herein after developed without the previous express consent by the copyright owner, except for reproduction in daily press and regular printed publications on sale to the public within 60 days of the event related to those data/results and always provided that copyright symbol appears together as follows below.

© DORNA, 2023

Official MotoGP Timing by TISSOT
www.motogp.com

Austin, Saturday, April 15, 2023





5513 m.

RED BULL GRAND PRIX OF THE AMERICAS

Free Practice

Top Speed & Average

12



Rider	Nation	Motorcycle	Top 5 speeds					Average	Top
10 Luca MARINI	ITA	DUCATI	346.1	345.0	339.6	337.5	337.5	341.1	346.1
33 Brad BINDER	RSA	KTM	346.1	345.0	343.9	341.7	341.7	343.7	346.1
5 Johann ZARCO	FRA	DUCATI	345.0	340.6	340.6	339.6	339.6	340.8	345.0
73 Alex MARQUEZ	SPA	DUCATI	343.9	341.7	340.6	339.6	338.5	340.9	343.9
88 Miguel OLIVEIRA	POR	APRILIA	342.8	341.7	341.7	340.6	340.6	341.2	342.8
12 Maverick VIÑALES	SPA	APRILIA	341.7	338.5	337.5	336.4	336.4	337.6	341.7
42 Alex RINS	SPA	HONDA	341.7	336.4	335.4	335.4	335.4	336.6	341.7
43 Jack MILLER	AUS	KTM	341.7	340.6	339.6	338.5	338.5	339.8	341.7
72 Marco BEZZECCHI	ITA	DUCATI	341.7	340.6	339.6	339.6	339.6	340.0	341.7
89 Jorge MARTIN	SPA	DUCATI	341.7	339.6	339.6	338.5	338.5	339.6	341.7
1 Francesco BAGNAIA	ITA	DUCATI	340.6	339.6	338.5	338.5	338.5	339.0	340.6
41 Aleix ESPARGARO	SPA	APRILIA	340.6	338.5	337.5	337.5	336.4	337.3	340.6
25 Raul FERNANDEZ	SPA	APRILIA	339.6	338.5	337.5	337.5	336.4	337.9	339.6
51 Michele PIRRO	ITA	DUCATI	338.5	338.5	338.5	337.5	337.5	338.0	338.5
94 Jonas FOLGER	GER	KTM	338.5	337.5	336.4	334.3	334.3	336.2	338.5
49 Fabio DI GIANNANTONIO	ITA	DUCATI	337.5	335.4	335.4	334.3	334.3	335.0	337.5
6 Stefan BRADL	GER	HONDA	335.4	334.3	334.3	333.3	331.2	332.5	335.4
21 Franco MORBIDELLI	ITA	YAMAHA	335.4	334.3	334.3	334.3	334.3	334.5	335.4
36 Joan MIR	SPA	HONDA	335.4	335.4	334.3	334.3	334.3	334.7	335.4
37 Augusto FERNANDEZ	SPA	KTM	335.4	334.3	334.3	333.3	333.3	333.9	335.4
20 Fabio QUARTARARO	FRA	YAMAHA	334.3	334.3	334.3	334.3	334.3	334.3	334.3
30 Takaaki NAKAGAMI	JPN	HONDA	334.3	332.3	332.3	331.2	330.2	331.8	334.3

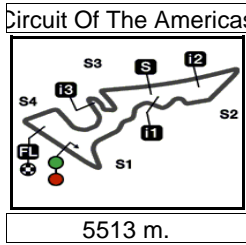
These data/results cannot be reproduced, stored and/or transmitted in whole or in part by any manner of electronic, mechanical, photocopying, recording, broadcasting or otherwise now known or herein after developed without the previous express consent by the copyright owner, except for reproduction in daily press and regular printed publications on sale to the public within 60 days of the event related to those data/results and always provided that copyright symbol appears together as follows below.

© DORNA, 2023

Official MotoGP Timing by TISSOT
www.motogp.com



Austin, Saturday, April 15, 2023



Results and timing service provided by TISSOT

MotoGP™

RED BULL GRAND PRIX OF THE AMERICAS

Free Practice

Chronological Analysis of Performances

13

* Lap / Sector time cancelled T1 Time from finish line to 1st intermediate T3 Time from 2nd intermed. to 3rd intermed.
P Crossing the finish line in pit lane T2 Time from 1st intermed. to 2nd intermed. T4 Time from 3rd intermediate to finish line
**Tyre data subject to further updates

Lap	Lap Time	T1	T2	T3	T4	Speed	Lap	Lap Time	T1	T2	T3	T4	Speed		
1st	1	Francesco BAGNAIA DUCATI ITA						1	2'17.242	34.852	31.994	31.567	29.613	334.3	
		Ducati Lenovo Team						2	2'05.813	35.594	30.538	30.864	28.817	337.5	
		Runs=2 Total laps=12 Full laps=9 Valid laps=6						3	2'13.979 P	36.808	30.426	31.051	35.694	337.5	
Run #	1	Front Tyre Slick-Medium			Rear Tyre Slick-Soft			Run #	2	Front Tyre Slick-Medium			Rear Tyre Slick-Soft		
		12 Laps at start			4 Laps at start					7 Laps at start			4 Laps at start		
1	3'05.511	35.277	32.007	31.645	29.206	334.3	unfinished		34.010						
2	2'05.047 *	35.097	30.421*	30.768	28.761	336.4	Run #	3	Front Tyre Slick-Medium			Rear Tyre Slick-Soft			
3	2'04.186	35.165	30.124	30.310	28.587	337.5			14 Laps at start			3 Laps at start			
4	2'07.107 *	34.656	31.299*	31.777	29.375	335.4	4	2'10.041	35.957	31.345	32.275	30.464	336.4		
5	2'03.677	34.717	30.100	30.317	28.543	339.6	5	2'03.639	34.853	30.260	30.243	28.283	339.6		
6	2'15.012 P	37.722*	32.106	31.887	33.297	333.3	6	2'03.534	34.675	30.091	30.378	28.390	345.0		
Run #	2	Front Tyre Slick-Medium			Rear Tyre Slick-Soft			7	2'03.862	34.728	30.160	30.443	28.531	346.1	
		18 Laps at start			10 Laps at start										
7	7'44.795	34.697	30.734	30.590	28.585	337.5	4th	89	Jorge MARTIN DUCATI SPA						
8	2'04.419 *	34.631	30.785*	30.537	28.466	338.5			Prima Pramac Racing						
9	2'03.295	34.482	30.098	30.287	28.428	338.5			Runs=2 Total laps=11 Full laps=8 Valid laps=7						
10	2'03.410	34.642	29.960	30.279	28.529	338.5	Run #	1	Front Tyre Slick-Medium			Rear Tyre Slick-Soft			
11	2'10.755	40.335	30.813	30.797	28.810	340.6			4 Laps at start			3 Laps at start			
12	2'03.463	34.659	30.209	30.168	28.427	338.5	1	2'43.298	35.424	31.349	31.657	29.816	335.4		
2nd	73	Alex MARQUEZ DUCATI SPA						2	2'04.766	35.295	30.305	30.559	28.607	337.5	
		Gresini Racing MotoGP						3	2'04.893	36.058	30.173	30.300	28.362	338.5	
		Runs=2 Total laps=13 Full laps=10 Valid laps=9						4	2'03.790 *	34.849	30.190*	30.285	28.466	339.6	
Run #	1	Front Tyre Slick-Medium			Rear Tyre Slick-Soft			5	2'03.608	34.834	30.044	30.352	28.378	338.5	
		11 Laps at start			4 Laps at start			6	2'10.070 P	35.971*	30.572	31.326	32.201	337.5	
1	2'29.111	34.943	32.024	34.510	29.568	331.2	Run #	2	Front Tyre Slick-Medium			Rear Tyre Slick-Soft			
2	2'05.733	35.678	30.261	31.106	28.688	343.9			10 Laps at start			9 Laps at start			
3	2'07.121	37.510	30.211	30.793	28.607	341.7	7	9'13.482	33.760	31.025	30.859	30.991	333.3		
4	2'03.380	34.775	30.060	30.260	28.285	339.6	8	2'03.979	35.031	30.008	30.376	28.564	339.6		
5	2'03.912	34.685	30.012	30.591	28.624	340.6	9	2'07.068	34.792	30.123	32.673	29.480	341.7		
6	2'09.956 P	35.644	30.612*	31.255	32.445	336.4	10	2'03.610	34.772	30.089	30.302	28.447	337.5		
Run #	2	Front Tyre Slick-Hard			Rear Tyre Slick-Soft			11	2'06.158	34.604	29.968	32.791	28.795	336.4	
		7 Laps at start			10 Laps at start										
7	5'48.894	35.082	30.936	31.588	28.957	334.3	5th	20	Fabio QUARTARARO YAMAHA FRA						
8	2'04.356	35.200	30.150	30.456	28.550	336.4			Monster Energy Yamaha MotoGP						
9	2'03.688	34.754	30.140	30.300	28.494	337.5			Runs=2 Total laps=11 Full laps=8 Valid laps=6						
10	2'03.860	34.730	30.231	30.409	28.490	337.5	Run #	1	Front Tyre Slick-Medium			Rear Tyre Slick-Soft			
11	2'04.221	34.812	30.086	30.706	28.617	337.5			8 Laps at start			4 Laps at start			
12	2'08.622 *	35.000	32.462	31.818	29.342*	336.4	1	3'30.132	35.117	31.966	31.761	29.407	328.2		
13	2'04.247	34.798	30.289	30.628	28.532	338.5	2	2'05.412 *	35.403	30.715*	30.806	28.488	332.3		
3rd	10	Luca MARINI DUCATI ITA						3	2'04.144	35.147	30.256	30.346	28.395	331.2	
		Mooney VR46 Racing Team						4	2'03.702	34.754	30.236	30.368	28.344	333.3	
		Runs=3 Total laps=7 Full laps=4 Valid laps=6						5	2'07.437 *	34.662	31.679*	32.000	29.096*	331.2	
Run #	1	Front Tyre Slick-Medium			Rear Tyre Slick-Soft			6	2'04.109	34.967	30.241	30.471	28.430	334.3	
		11 Laps at start			18 Laps at start			7	2'08.699 P	34.867	30.207	30.396	33.229	334.3	

Fastest Lap: Francesco BAGNAIA Ducati Lenovo Team ITA **2'03.295** 34.482 30.098 30.287 28.428

These data/results cannot be reproduced, stored and/or transmitted in whole or in part by any manner of electronic, mechanical, photocopying, recording, broadcasting or otherwise now known or herein after developed without the previous express consent by the copyright owner, except for reproduction in daily press and regular printed publications on sale to the public within 60 days of the event related to those data/results and always provided that copyright symbol appears together as follows below.
© DORNA, 2023



Free Practice

MotoGP

Lap	Lap Time	T1	T2	T3	T4	Speed	Lap	Lap Time	T1	T2	T3	T4	Speed
Run # 2	Front Tyre Slick-Medium	Rear Tyre Slick-Soft											
	New Tyre			3 Laps at start			Run # 2	Front Tyre Slick-Hard	Rear Tyre Slick-Soft	13 Laps at start			
8	9'14.688	33.825	30.779	30.663	28.578	334.3	8	8'01.213	36.123	31.669	31.262	28.665	333.3
9	2'04.012	34.785	<u>30.098</u>	30.434	28.695	333.3	9	2'04.888	35.343	30.374	30.540	28.631	335.4
10	2'03.741	34.789	30.210	30.354	28.388	334.3	10	2'04.066	35.006	30.176	30.404	28.480	336.4
11	<u>2'03.662</u>	34.682	30.196	<u>30.330</u>	28.454	334.3	11	2'04.065	34.952	30.294	30.513	<u>28.306</u>	335.4

6th **72** **Marco BEZZECCHI** DUCATI ITA
Mooney VR46 Racing Team

Runs=2 Total laps=11 Full laps=7 Valid laps=7

Run #	1	Front Tyre	Slick-Medium	Rear Tyre	Slick-Soft	Speed
	11 Laps at start			3 Laps at start		
1	2'27.973	35.139	31.748	33.237	29.467	322.3
2	2'07.768	35.578	30.836	32.527	28.827	337.5
3	2'05.055	35.027	30.737	30.498	28.793	338.5
4	2'03.993	34.957	30.050	30.375	28.611	339.6
5	2'04.291	<u>34.878</u>	30.139	30.679	28.595	339.6
6	2'10.464 P	36.187	30.809*	31.042	32.426	<u>341.7</u>

Run #	2	Front Tyre	Slick-Medium	Rear Tyre	Slick-Soft	Speed
	17 Laps at start			4 Laps at start		
7	6'58.147	33.518	30.683	30.488	28.776	337.5
8	2'03.749	34.892	<u>29.947</u>	30.365	28.545	339.6
9	<u>2'03.679</u>	34.926	30.113	<u>30.206</u>	<u>28.434</u>	339.6
10	2'03.968	34.970	30.242	30.248	28.508	339.6
11	2'21.906 P	42.434*	31.445	31.313	36.714	340.6

7th **5** **Johann ZARCO** DUCATI FRA
Prima Pramac Racing

Runs=2 Total laps=11 Full laps=8 Valid laps=7

Run #	1	Front Tyre	Slick-Soft	Rear Tyre	Slick-Soft	Speed
	3 Laps at start			2 Laps at start		
1	2'33.238	34.975	32.405	32.143	29.375	340.6
2	2'05.863	35.931	30.472	30.889	28.571	<u>345.0</u>
3	2'05.339	35.965	30.367	30.551	28.456	338.5
4	2'04.091	34.979	30.275	30.447	28.390	339.6
5	2'09.579 *	37.322*	32.603	30.993	28.661	339.6
6	<u>2'03.709</u>	34.792	<u>30.116</u>	<u>30.271</u>	28.530	340.6
7	2'08.461 P	35.288	30.319	30.538	32.316	336.4

Run #	2	Front Tyre	Slick-Soft	Rear Tyre	Slick-Soft	Speed
	10 Laps at start			9 Laps at start		
8	8'57.429	35.296	33.415	31.276	28.695	339.6
9	2'04.321	35.102	30.377	30.370	28.472	337.5
10	2'03.728	<u>34.711</u>	30.186	30.442	<u>28.389</u>	338.5
11	2'08.426	34.801	30.186	33.064	30.375	338.5

8th **41** **Aleix ESPARGARO** APRILIA SPA
Aprilia Racing

Runs=2 Total laps=12 Full laps=9 Valid laps=7

Run #	1	Front Tyre	Slick-Hard	Rear Tyre	Slick-Soft	Speed
	7 Laps at start			4 Laps at start		
1	2'57.196	35.849	32.309	32.137	30.633	<u>340.6</u>
2	2'05.854 *	35.768	30.706*	30.769	28.611	336.4
3	2'04.679	35.216	30.425	30.579	28.459	338.5
4	2'04.829 *	34.902	30.453*	30.564	28.910	337.5
5	2'04.443	35.047	30.265	30.622	28.509	337.5
6	2'11.491	39.294	32.168	31.010	29.019	336.4
7	2'13.331 P	35.090	30.249	34.767	33.225	336.4

9th **49** **Fabio DI GIANNANTONI** DUCATI ITA
Gresini Racing MotoGP

Runs=2 Total laps=11 Full laps=7 Valid laps=6

Run #	1	Front Tyre	Slick-Medium	Rear Tyre	Slick-Soft	Speed
	4 Laps at start			3 Laps at start		
1	2'18.352	34.461	32.988	31.736	29.160	332.3
2	2'05.462	35.417	30.406	30.888	28.751	335.4
3	2'04.574	35.009	30.286	30.556	28.723	334.3
4	2'04.313	35.152	30.292	30.340	28.529	334.3
5	<u>2'03.786</u>	34.930	<u>30.157</u>	<u>30.190</u>	<u>28.509</u>	335.4
6	2'13.957 P	34.864	31.655*	32.481	34.957	333.3

Run #	2	Front Tyre	Slick-Medium	Rear Tyre	Slick-Soft	Speed
	10 Laps at start			4 Laps at start		
7	5'41.975	34.213	31.214	30.854	28.854	331.2
8	2'04.019	34.980	30.176	30.341	28.522	334.3
9	2'04.070	34.961	30.227	30.311	28.571	334.3
10	2'07.423 *	<u>34.857</u>	31.965*	31.596	29.005	<u>337.5</u>
11	2'13.108 P	34.888	30.209	30.476	37.535	334.3

10th **33** **Brad BINDER** KTM RSA
Red Bull KTM Factory Racing

Runs=2 Total laps=11 Full laps=7 Valid laps=7

Run #	1	Front Tyre	Slick-Medium	Rear Tyre	Slick-Soft	Speed
	5 Laps at start			3 Laps at start		
1	2'33.001	35.282	32.568	31.847	29.571	336.4
2	2'05.938	35.826	30.625	30.747	28.740	340.6
3	2'10.377	40.649	30.536	30.767	28.425	340.6
4	2'05.093	35.054	30.221	31.191	28.627	341.7
5	2'07.311	37.943	30.302	30.565	28.501	341.7
6	2'14.701 P	37.892*	31.183	32.702	32.924	333.3

Run #	2	Front Tyre	Slick-Medium	Rear Tyre	Slick-Soft	Speed
	11 Laps at start			9 Laps at start		
7	9'11.533	39.288	32.975	33.725	28.963	248.8
8	2'04.462	35.190	30.136	30.659	28.477	345.0
9	<u>2'03.837</u>	<u>34.786</u>	<u>30.072</u>	30.621	<u>28.358</u>	<u>346.1</u>
10	2'04.161	34.794	30.427	<u>30.478</u>	28.462	343.9
11	2'15.668 P	39.907*	31.391	30.798	33.572	339.6

11th **42** **Alex RINS** HONDA SPA
LCR Honda CASTROL

Runs=2 Total laps=12 Full laps=9 Valid laps=9

Run #	1	Front Tyre	Slick-Soft	Rear Tyre	Slick-Soft	Speed
	New Tyre			4 Laps at start		
1	2'28.667	34.700	31.666	32.856	29.504	332.3
2	2'06.060	35.614	30.508	31.196	28.742	336.4
3	2'07.980	36.385	31.454	31.490	28.651	334.3
4	2'06.864	35.056	30.292	32.795	28.721	<u>341.7</u>
5	2'04.017	34.792	<u>30.084</u>	30.597	28.544	335.4
6	2'04.579	34.836	30.486	30.686	28.571	335.4

Fastest Lap: Francesco BAGNAIA Ducati Lenovo Team ITA **2'03.295** 34.482 30.098 30.287 28.428

These data/results cannot be reproduced, stored and/or transmitted in whole or in part by any manner of electronic, mechanical, photocopying, recording, broadcasting or otherwise now known or herein after developed without the previous express consent by the copyright owner, except for reproduction in daily press and regular printed publications on sale to the public within 60 days of the event related to those data/results and always provided that copyright symbol appears together as follows below.
© DORNA, 2023



Free Practice

MotoGP

Lap	Lap Time	T1	T2	T3	T4	Speed	Lap	Lap Time	T1	T2	T3	T4	Speed	
7	2'16.491 P	40.386*	31.555	31.887	32.663	334.3	5	2'17.463 P	38.294*	34.248	31.446	33.475	337.5	
Run # 2	Front Tyre	Slick-Hard			Rear Tyre	Slick-Soft	Run # 2	Front Tyre	Slick-Hard			Rear Tyre	Slick-Soft	
		7 Laps at start			11 Laps at start					8 Laps at start			9 Laps at start	
8	7'12.773	34.444	31.071	31.243	28.923	332.3	6	7'44.628	34.628	31.146	31.045	28.698	332.3	
9	2'04.500	35.115	30.282	30.538	28.565	334.3	7	2'05.384	35.313	30.854	30.523	28.694	333.3	
10	2'04.004	34.807	30.128	<u>30.498</u>	28.571	333.3	8	2'04.511	35.032	30.209	30.620	28.650	334.3	
11	<u>2'03.967</u>	34.768	30.156	30.563	<u>28.480</u>	335.4	9	<u>2'04.164</u>	35.042	<u>30.148</u>	<u>30.431</u>	<u>28.543</u>	334.3	
12	2'04.222	<u>34.709</u>	30.278	30.577	28.658	335.4	10	2'16.738 P	38.316*	32.157	32.373	33.892	332.3	

12th 88 Miguel OLIVEIRA APRILIA POR
 CryptoDATA RNF MotoGP Team
 Runs=2 Total laps=12 Full laps=9 Valid laps=8

Run #	1	Front Tyre	Slick-Medium	Rear Tyre	Slick-Soft	
		4 Laps at start		3 Laps at start		
1	2'56.028	36.269	32.340	32.135	29.646	338.5
2	2'05.718	35.865	30.379	30.733	28.741	340.6
3	2'04.902	35.212	30.276	30.808	28.606	340.6
4	2'04.969 *	35.073	30.531*	30.646	28.719	339.6
5	2'08.002	37.609	31.052	30.731	28.610	341.7
6	<u>2'04.063</u>	34.896	30.248	30.555	<u>28.364</u>	341.7
7	2'11.698 P	35.430*	31.646	32.000	<u>32.622</u>	335.4
Run # 2	Front Tyre	Slick-Medium		Rear Tyre	Slick-Soft	
		11 Laps at start		10 Laps at start		
8	7'55.884	36.187	31.447	32.326	28.906	274.8
9	2'04.103	35.052	<u>30.090</u>	30.504	28.457	340.6
10	2'04.106	<u>34.871</u>	30.267	30.531	28.437	340.6
11	2'08.032	37.553	30.729	30.905	28.845	334.3
12	2'04.180	35.040	30.165	<u>30.459</u>	28.516	<u>342.8</u>

13th 36 Joan MIR HONDA SPA
 Repsol Honda Team
 Runs=2 Total laps=11 Full laps=7 Valid laps=6

Run #	1	Front Tyre	Slick-Hard	Rear Tyre	Slick-Soft	
		5 Laps at start		3 Laps at start		
1	2'43.911	35.216	31.558	31.660	29.796	334.3
2	2'06.038	35.856	30.659	30.777	28.746	<u>335.4</u>
3	2'04.809	35.239	30.307	30.598	28.665	334.3
4	2'04.527 *	35.081	30.343*	30.432	28.671	334.3
5	2'20.652 P	39.720*	32.830	33.973	<u>34.129</u>	326.2
Run # 2	Front Tyre	Slick-Hard		Rear Tyre	Slick-Soft	
		6 Laps at start		3 Laps at start		
6	6'24.691	33.666	30.950	30.936	28.725	332.3
7	2'04.517	35.238	30.368	30.445	<u>28.466</u>	332.3
8	<u>2'04.065</u>	<u>34.960</u>	<u>30.218</u>	<u>30.321</u>	28.566	333.3
9	2'04.225	34.997	30.336	30.362	28.530	333.3
10	2'15.911	44.702	31.769	30.706	28.734	335.4
11	2'18.420 P	35.110	32.769	34.459	36.082	306.8

14th 25 Raul FERNANDEZ APRILIA SPA
 CryptoDATA RNF MotoGP Team
 Runs=2 Total laps=10 Full laps=6 Valid laps=5

Run #	1	Front Tyre	Slick-Medium	Rear Tyre	Slick-Soft	
		11 Laps at start		4 Laps at start		
1	2'36.678	35.466	31.767	31.528	28.984	336.4
2	2'05.919	36.025	30.478	30.713	28.703	337.5
3	2'04.558	<u>34.950</u>	30.386	30.549	28.673	338.5
4	2'04.901 *	35.125*	30.522	30.541	28.713	<u>339.6</u>

15th 12 Maverick VIÑALES APRILIA SPA
 Aprilia Racing
 Runs=2 Total laps=11 Full laps=8 Valid laps=7

Run #	1	Front Tyre	Slick-Medium	Rear Tyre	Slick-Soft	
		New Tyre		3 Laps at start		
1	3'16.800	34.769	32.367	32.165	29.611	333.3
2	2'07.094 *	36.329	31.169*	30.809	28.787	336.4
3	2'05.549	35.198	30.373	31.052	28.926	336.4
4	2'04.554	35.132	30.231	30.588	<u>28.603</u>	336.4
5	2'09.145 P	35.000	30.277*	30.616	<u>33.252</u>	336.4
Run # 2	Front Tyre	Slick-Hard		Rear Tyre	Slick-Soft	
		6 Laps at start		8 Laps at start		
6	8'34.362	33.844	31.040	31.098	28.950	335.4
7	2'05.405	35.312	30.431	30.881	28.781	338.5
8	2'04.737	35.068	30.303	30.725	28.641	337.5
9	<u>2'04.262</u>	<u>34.890</u>	<u>30.126</u>	30.539	28.707	335.4
10	2'04.612	34.992	30.396	<u>30.515</u>	28.709	335.4
11	2'13.786	41.034	31.255	31.461	30.036	<u>341.7</u>

16th 51 Michele PIRRO DUCATI ITA
 Ducati Lenovo Team
 Runs=2 Total laps=10 Full laps=7 Valid laps=6

Run #	1	Front Tyre	Slick-Medium	Rear Tyre	Slick-Soft	
		7 Laps at start		4 Laps at start		
1	2'47.003	35.116	31.830	31.901	29.872	336.4
2	2'07.207	36.288	30.698	31.013	29.208	337.5
3	2'05.397	35.543	30.516	30.630	28.708	337.5
4	2'04.840 *	35.226	30.300*	<u>30.578</u>	28.736	<u>338.5</u>
5	2'16.946 P	37.322	32.230	32.377	35.017	333.3
Run # 2	Front Tyre	Slick-Medium		Rear Tyre	Slick-Soft	
		12 Laps at start		3 Laps at start		
6	11'03.005	33.999	30.860	32.282	29.987	329.2
7	<u>2'04.274</u>	35.066	<u>30.110</u>	30.725	<u>28.373</u>	337.5
8	2'05.409	35.418	30.250	30.796	28.945	338.5
9	2'04.996	35.296	30.566	30.641	28.493	336.4
10	2'04.938	<u>34.757</u>	30.440	30.639	29.102	338.5

17th 43 Jack MILLER KTM AUS
 Red Bull KTM Factory Racing
 Runs=2 Total laps=11 Full laps=8 Valid laps=9

Run #	1	Front Tyre	Slick-Medium	Rear Tyre	Slick-Soft	
		11 Laps at start		3 Laps at start		
1	2'35.351	34.622	31.361	31.701	28.969	335.4
2	2'04.997	35.609	30.327	30.609	<u>28.452</u>	339.6
3	2'04.397	35.076	30.255	30.607	28.459	340.6
	unfinished	<u>34.935</u>				

Fastest Lap: Francesco BAGNAIA Ducati Lenovo Team ITA **2'03.295** 34.482 30.098 30.287 28.428

These data/results cannot be reproduced, stored and/or transmitted in whole or in part by any manner of electronic, mechanical, photocopying, recording, broadcasting or otherwise now known or herein after developed without the previous express consent by the copyright owner, except for reproduction in daily press and regular printed publications on sale to the public within 60 days of the event related to those data/results and always provided that copyright symbol appears together as follows below.
 © DORNA, 2023



Free Practice

MotoGP

Lap	Lap Time	T1	T2	T3	T4	Speed	Lap	Lap Time	T1	T2	T3	T4	Speed
Run # 2	Front Tyre Slick-Medium	Rear Tyre Slick-Soft	12 Laps at start		4 Laps at start		5	2'25.556 P	46.498*	32.241	32.955	33.862	328.2
4	2'08.042 *	35.646	32.215*	31.351	28.830	333.3	Run # 2	Front Tyre Slick-Soft	Rear Tyre Slick-Soft	5 Laps at start		5 Laps at start	
5	2'05.237 *	35.124	30.588*	30.915	28.610	335.4	6	6'32.742	32.127	31.008	31.079	28.641	334.3
6	2'04.539	35.126	30.305	30.545	28.563	336.4	7	2'04.607	35.080	30.318	30.739	28.470	335.4
7	2'04.603	35.059	30.317	30.521	28.706	336.4	8	2'04.951 *	34.950*	30.578	30.797	28.626	330.2
8	2'08.416	37.266	31.533	31.017	28.600	341.7	9	2'05.131	35.224	30.559	30.698	28.650	331.2
9	2'04.359	34.991	30.188	30.514	28.666	337.5	10	2'14.426 *	43.910*	31.080	30.688	28.748	331.2
10	2'11.990	40.530	31.263	31.116	29.081	338.5	11	2'04.977	35.155	30.523	30.717	28.582	331.2
11	2'04.868	35.151	30.444	30.492	28.781	338.5	12	2'17.978 P	39.868*	32.060	32.090	33.960	333.3

18th 21 Franco MORBIDELLI YAMAHA ITA
 Monster Energy Yamaha MotoGP
 Runs=2 Total laps=11 Full laps=8 Valid laps=7

Run #	1	Front Tyre	Slick-Medium	Rear Tyre	Slick-Soft	Speed
		6 Laps at start		4 Laps at start		
1	2'36.098	35.460	31.514	31.543	29.040	334.3
2	2'05.821	35.563	30.487	31.086	28.685	334.3
3	2'04.706	35.032	30.378	30.555	28.741	334.3
4	2'04.930	35.345	30.303	30.501	28.781	334.3
5	2'04.629	35.034	30.292	30.618	28.685	333.3
6	2'04.423	35.144	30.265	30.335	28.679	333.3
7	2'04.565	35.097	30.305	30.448	28.715	332.3
8	2'20.977 P	42.148	33.548	31.978	33.303	326.2
Run # 2	Front Tyre	Slick-Medium	Rear Tyre	Slick-Soft		
		3 Laps at start		3 Laps at start		
9	8'54.162	33.663	30.703	30.644	28.541	333.3
10	2'05.296	35.204	30.240	31.171	28.681	335.4
11	2'03.978 *	34.964	30.166	30.271	28.577*	333.3

19th 30 Takaaki NAKAGAMI HONDA JPN
 LCR Honda IDEMITSU
 Runs=2 Total laps=10 Full laps=6 Valid laps=5

Run #	1	Front Tyre	Slick-Medium	Rear Tyre	Slick-Soft	Speed
		New Tyre		4 Laps at start		
1	2'43.694	38.213	33.781	33.437	30.724	327.2
2	3'03.641 P	35.839	1'12.888	39.470	35.444	223.6
Run # 2	Front Tyre	Slick-Medium	Rear Tyre	Slick-Soft		
		New Tyre		3 Laps at start		
3	8'23.694	34.973	32.614	32.601	29.357	327.2
4	2'05.732	35.598	30.622	30.866	28.646	330.2
5	2'04.830 *	35.035	30.534*	30.569	28.692	330.2
6	2'04.527	35.261	30.302	30.412	28.552	332.3
7	2'15.087	38.245	31.180	33.438	32.224	331.2
8	2'08.163	35.251	30.177	33.815	28.920	332.3
9	2'04.432	35.076	30.263	30.511	28.582	334.3
10	2'15.019 P	36.052*	33.547	31.589	33.831	329.2

20th 6 Stefan BRADL HONDA GER
 Repsol Honda Team
 Runs=2 Total laps=12 Full laps=8 Valid laps=6

Run #	1	Front Tyre	Slick-Soft	Rear Tyre	Slick-Soft	Speed
		New Tyre		New Tyre		
1	2'29.836	36.125	32.013	32.591	29.717	331.2
2	2'06.512	36.131	30.669	31.029	28.683	331.2
3	2'05.718	35.334	30.505	30.909	28.970	334.3
4	2'04.747	35.198	30.372	30.622	28.555	331.2

21st 37 Augusto FERNANDEZ KTM SPA
 GASGAS Factory Racing Tech3
 Runs=2 Total laps=12 Full laps=9 Valid laps=7

Run #	1	Front Tyre	Slick-Medium	Rear Tyre	Slick-Soft	Speed
		12 Laps at start		3 Laps at start		
1	2'51.440	36.248	33.044	32.551	29.493	324.3
2	2'06.680	35.844	30.739	31.352	28.745	332.3
3	2'06.317	35.967	30.797	30.842	28.711	332.3
4	2'09.230 *	35.335	31.415*	33.654	28.826	269.3
5	2'04.862	35.126	30.395	30.724	28.617	334.3
6	2'10.985	35.171	30.440	36.398	28.976	333.3
7	2'04.941	35.151	30.391	30.721	28.678	335.4
8	2'12.857 P	36.249*	32.476	31.888	32.244	325.3
Run # 2	Front Tyre	Slick-Medium	Rear Tyre	Slick-Soft		
		20 Laps at start		11 Laps at start		
9	7'32.431	37.309	32.150	31.215	31.750	334.3
10	2'05.070	35.236	30.408	30.681	28.745	333.3
11	2'08.252 *	35.010*	31.992	31.787	29.463	333.3
12	2'05.012	35.057	30.466	30.814	28.675	333.3

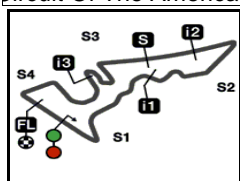
22nd 94 Jonas FOLGER KTM GER
 GASGAS Factory Racing Tech3
 Runs=2 Total laps=14 Full laps=11 Valid laps=9

Run #	1	Front Tyre	Slick-Medium	Rear Tyre	Slick-Soft	Speed
		6 Laps at start		3 Laps at start		
1	2'53.224	36.628	33.069	33.297	29.788	308.5
2	2'11.455	36.187	30.989	35.091	29.188	332.3
3	2'06.553	35.687	30.690	31.159	29.017	333.3
4	2'13.541 *	35.785	34.615*	33.006	30.135	330.2
5	2'14.976 *	38.871	31.765*	31.980	32.360	330.2
6	2'06.751	35.816	30.839	31.054	29.042	332.3
7	2'13.664 P	37.828*	31.515	31.892	32.429	327.2
Run # 2	Front Tyre	Slick-Medium	Rear Tyre	Slick-Soft		
		11 Laps at start		3 Laps at start		
8	2'50.315	37.700	36.370	32.733	29.431	302.5
9	2'10.408	35.769	34.207	31.380	29.052	332.3
10	2'05.995	35.630	30.653	30.855	28.857	334.3
11	2'13.995	40.486	32.037	32.175	29.297	337.5
12	2'19.033	35.367	30.595	37.109	35.962	338.5
13	2'10.917	36.495	30.824	32.154	31.444	334.3
14	2'05.761	35.564	30.532	30.899	28.766	336.4

Fastest Lap: Francesco BAGNAIA Ducati Lenovo Team ITA 2'03.295 34.482 30.098 30.287 28.428

These data/results cannot be reproduced, stored and/or transmitted in whole or in part by any manner of electronic, mechanical, photocopying, recording, broadcasting or otherwise now known or herein after developed without the previous express consent by the copyright owner, except for reproduction in daily press and regular printed publications on sale to the public within 60 days of the event related to those data/results and always provided that copyright symbol appears together as follows below.
 © DORNA, 2023





5513 m.

RED BULL GRAND PRIX OF THE AMERICAS

Free Practice

Best Partial Times

MotoGP™

IT Ideal Lap Time, sum of the best partial times

BT Best Lap Time

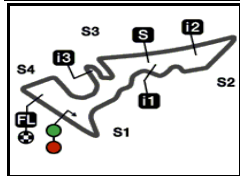
T1		T2		T3		T4				IT	BT	
Pos	Rider	Time	Rider	Time	Rider	Time	Rider	Time	Pos	Rider	IT	BT
1	F.BAGNAIA	34.482	M.BEZZECCHI	29.947	F.BAGNAIA	30.168	L.MARINI	28.283	1	F.BAGNAIA	2'03.037	2'03.295 (1)
2	J.MARTIN	34.604	F.BAGNAIA	29.960	F.DI GIANNANTO	30.190	A.MARQUEZ	28.285	2	J.MARTIN	2'03.219	2'03.608 (4)
3	F.QUARTARARO	34.662	J.MARTIN	29.968	M.BEZZECCHI	30.206	A.ESPARGARO	28.306	3	A.MARQUEZ	2'03.242	2'03.380 (2)
4	L.MARINI	34.675	A.MARQUEZ	30.012	L.MARINI	30.243	F.QUARTARARO	28.344	4	L.MARINI	2'03.292	2'03.534 (3)
5	A.MARQUEZ	34.685	B.BINDER	30.072	A.MARQUEZ	30.260	B.BINDER	28.358	5	F.QUARTARARO	2'03.434	2'03.662 (5)
6	A.RINS	34.709	A.ESPARGARO	30.079	J.ZARCO	30.271	J.MARTIN	28.362	6	M.BEZZECCHI	2'03.465	2'03.679 (6)
7	J.ZARCO	34.711	A.RINS	30.084	F.MORBIDELLI	30.271	M.OLIVEIRA	28.364	7	J.ZARCO	2'03.487	2'03.709 (7)
8	M.PIRRO	34.757	M.OLIVEIRA	30.090	J.MARTIN	30.285	M.PIRRO	28.373	8	A.ESPARGARO	2'03.619	2'03.730 (8)
9	B.BINDER	34.786	L.MARINI	30.091	J.MIR	30.321	J.ZARCO	28.389	9	B.BINDER	2'03.694	2'03.837 (10)
10	A.ESPARGARO	34.836	F.QUARTARARO	30.098	F.QUARTARARO	30.330	F.BAGNAIA	28.427	10	F.DI GIANNANTO	2'03.713	2'03.786 (9)
11	F.DI GIANNANTO	34.857	M.PIRRO	30.110	A.ESPARGARO	30.398	M.BEZZECCHI	28.434	11	A.RINS	2'03.771	2'03.967 (11)
12	M.OLIVEIRA	34.871	J.ZARCO	30.116	T.NAKAGAMI	30.412	J.MILLER	28.452	12	M.OLIVEIRA	2'03.784	2'04.063 (12)
13	M.BEZZECCHI	34.878	M.VIÑALES	30.126	R.FERNANDEZ	30.431	J.MIR	28.466	13	M.PIRRO	2'03.818	2'04.274 (16)
14	M.VIÑALES	34.890	R.FERNANDEZ	30.148	M.OLIVEIRA	30.459	S.BRADL	28.470	14	F.MORBIDELLI	2'03.942	2'04.423 (18)
15	J.MILLER	34.935	F.DI GIANNANTO	30.157	B.BINDER	30.478	A.RINS	28.480	15	J.MIR	2'03.965	2'04.065 (13)
16	R.FERNANDEZ	34.950	F.MORBIDELLI	30.166	J.MILLER	30.492	F.DI GIANNANTO	28.509	16	J.MILLER	2'04.067	2'04.359 (17)
17	J.MIR	34.960	T.NAKAGAMI	30.177	A.RINS	30.498	F.MORBIDELLI	28.541	17	R.FERNANDEZ	2'04.072	2'04.164 (14)
18	F.MORBIDELLI	34.964	J.MILLER	30.188	M.VIÑALES	30.515	R.FERNANDEZ	28.543	18	M.VIÑALES	2'04.134	2'04.262 (15)
19	T.NAKAGAMI	35.035	J.MIR	30.218	M.PIRRO	30.578	T.NAKAGAMI	28.552	19	T.NAKAGAMI	2'04.176	2'04.432 (19)
20	A.FERNANDEZ	35.057	S.BRADL	30.318	S.BRADL	30.622	M.VIÑALES	28.603	20	S.BRADL	2'04.490	2'04.607 (20)
21	S.BRADL	35.080	A.FERNANDEZ	30.391	A.FERNANDEZ	30.681	A.FERNANDEZ	28.617	21	A.FERNANDEZ	2'04.746	2'04.862 (21)
22	J.FOLGER	35.367	J.FOLGER	30.532	J.FOLGER	30.855	J.FOLGER	28.766	22	J.FOLGER	2'05.520	2'05.761 (22)

These data/results cannot be reproduced, stored and/or transmitted in whole or in part by any manner of electronic, mechanical, photocopying, recording, broadcasting or otherwise now known or herein after developed without the previous express consent by the copyright owner, except for reproduction in daily press and regular printed publications on sale to the public within 60 days of the event related to those data/results and always provided that copyright symbol appears together as follows below.

© DORNA, 2023

Official MotoGP Timing by TISSOT
www.motogp.com





5513 m.

RED BULL GRAND PRIX OF THE AMERICAS**Free Practice****Fastest Laps Sequence**

<i>Practice Time</i>	 <i>Rider</i>	<i>Nation</i>	<i>Motorcycle</i>	<i>Time</i>	<i>Km/h</i>	<i>Rider's Lap</i>
4'23.055	10 Luca MARINI	ITA	DUCATI	2'05.813	157.7	2
4'23.814	49 Fabio DI GIANNANTONI	ITA	DUCATI	2'05.462	158.1	2
4'40.348	43 Jack MILLER	AUS	KTM	2'04.997	158.7	2
4'48.064	89 Jorge MARTIN	SPA	DUCATI	2'04.766	159.0	2
6'28.388	49 Fabio DI GIANNANTONI	ITA	DUCATI	2'04.574	159.3	3
6'44.745	43 Jack MILLER	AUS	KTM	2'04.397	159.5	3
7'14.744	1 Francesco BAGNAIA	ITA	DUCATI	2'04.186	159.8	3
7'39.688	20 Fabio QUARTARARO	FRA	YAMAHA	2'04.144	159.8	3
8'44.789	72 Marco BEZZECCHI	ITA	DUCATI	2'03.993	160.0	4
8'45.345	73 Alex MARQUEZ	SPA	DUCATI	2'03.380	160.8	4
25'33.049	1 Francesco BAGNAIA	ITA	DUCATI	2'03.295	160.9	9

These data/results cannot be reproduced, stored and/or transmitted in whole or in part by any manner of electronic, mechanical, photocopying, recording, broadcasting or otherwise now known or herein after developed without the previous express consent by the copyright owner, except for reproduction in daily press and regular printed publications on sale to the public within 60 days of the event related to those data/results and always provided that copyright symbol appears together as follows below.

© DORNA, 2023

Official MotoGP Timing by **TISSOT**
www.motogp.com

Austin, Saturday, April 15, 2023