


5513 m.

RED BULL GRAND PRIX OF THE AMERICAS

Qualifying Nr. 1

Classification

17

	Rider	Nation	Team	Motorcycle	Time	Lap	Total	Gap	Top Speed
1	5 Johann ZARCO	FRA	Prima Pramac Racing	DUCATI	2'02.387	6	6		339.6
2	72 Marco BEZZECCHI	ITA	Mooney VR46 Racing Team	DUCATI	2'02.523	2	6	0.136 0.136	341.7
3	36 Joan MIR	SPA	Repsol Honda Team	HONDA	2'02.743	5	7	0.356 0.220	337.5
4	21 Franco MORBIDELLI	ITA	Monster Energy Yamaha MotoGP	YAMAHA	2'02.950	6	6	0.563 0.207	338.5
5	88 Miguel OLIVEIRA	POR	CryptoDATA RNF MotoGP Team	APRILIA	2'03.065	5	6	0.678 0.115	340.6
6	49 Fabio DI GIANNANTONIO	ITA	Gresini Racing MotoGP	DUCATI	2'03.350	7	7	0.963 0.285	335.4
7	30 Takaaki NAKAGAMI	JPN	LCR Honda IDEMITSU	HONDA	2'03.403	2	6	1.016 0.053	332.3
8	51 Michele PIRRO	ITA	Ducati Lenovo Team	DUCATI	2'03.452	3	6	1.065 0.049	339.6
9	25 Raul FERNANDEZ	SPA	CryptoDATA RNF MotoGP Team	APRILIA	2'03.527	2	5	1.140 0.075	339.6
10	37 Augusto FERNANDEZ	SPA	GASGAS Factory Racing Tech3	KTM	2'03.798	5	6	1.411 0.271	337.5
11	6 Stefan BRADL	GER	Repsol Honda Team	HONDA	2'03.907	2	6	1.520 0.109	338.5
12	94 Jonas FOLGER	GER	GASGAS Factory Racing Tech3	KTM	2'07.597	4	5	5.210 3.690	334.3

Practice condition: Dry

Air: 23°

Humidity: 66%

Ground: 27°

Fastest Lap:	Lap: 6	Johann ZARCO	2'02.387	162.1 Km/h
Best Race Lap:	2022	Enea BASTIANINI	2'03.521	160.6 Km/h
All Time Lap Record:	2022	Jorge MARTIN	2'02.039	162.6 Km/h

The results are provisional until the end of the limit for protest and appeals.

Time limit for protest expires 30' after publication of the results - Time:

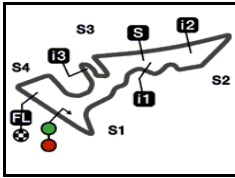
These data/results cannot be reproduced, stored and/or transmitted in whole or in part by any manner of electronic, mechanical, photocopying, recording, broadcasting or otherwise now known or herein after developed without the previous express consent by the copyright owner, except for reproduction in daily press and regular printed publications on sale to the public within 60 days of the event related to those data/results and always provided that copyright symbol appears together as follows below.

© DORNA, 2023

Official MotoGP Timing by TISSOT
www.motogp.com

Austin, Saturday, April 15, 2023





5513 m.

RED BULL GRAND PRIX OF THE AMERICAS

Qualifying Nr. 1

Top Speed & Average

18



Rider	Nation	Motorcycle	Top 5 speeds					Average	Top
72 Marco BEZZECCHI	ITA	DUCATI	341.7	339.6	339.6	338.5	338.5	339.4	341.7
88 Miguel OLIVEIRA	POR	APRILIA	340.6	340.6	340.6	339.6	337.5	339.4	340.6
5 Johann ZARCO	FRA	DUCATI	339.6	338.5	338.5	336.4	336.4	337.9	339.6
25 Raul FERNANDEZ	SPA	APRILIA	339.6	338.5	336.4	335.4	329.2	335.8	339.6
51 Michele PIRRO	ITA	DUCATI	339.6	337.5	336.4	330.2	327.2	334.2	339.6
6 Stefan BRADL	GER	HONDA	338.5	336.4	335.4	335.4	332.3	335.6	338.5
21 Franco MORBIDELLI	ITA	YAMAHA	338.5	335.4	333.3	333.3	333.3	334.8	338.5
36 Joan MIR	SPA	HONDA	337.5	333.3	333.3	333.3	332.3	333.9	337.5
37 Augusto FERNANDEZ	SPA	KTM	337.5	335.4	334.3	333.3	332.3	334.6	337.5
49 Fabio DI GIANNANTONIO	ITA	DUCATI	335.4	334.3	333.3	332.3	332.3	333.2	335.4
94 Jonas FOLGER	GER	KTM	334.3	334.3	333.3	331.2	307.6	328.1	334.3
30 Takaaki NAKAGAMI	JPN	HONDA	332.3	332.3	331.2	331.2	323.3	330.1	332.3

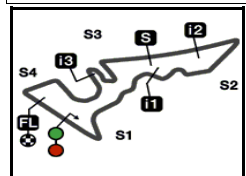
These data/results cannot be reproduced, stored and/or transmitted in whole or in part by any manner of electronic, mechanical, photocopying, recording, broadcasting or otherwise now known or herein after developed without the previous express consent by the copyright owner, except for reproduction in daily press and regular printed publications on sale to the public within 60 days of the event related to those data/results and always provided that copyright symbol appears together as follows below.

© DORNA, 2023

Official MotoGP Timing by TISSOT
www.motogp.com



Austin, Saturday, April 15, 2023



5513 m.

RED BULL GRAND PRIX OF THE AMERICAS

Qualifying Nr. 1

Chronological Analysis of Performances

19

* Lap / Sector time cancelled

T1 Time from finish line to 1st intermediate

T3 Time from 2nd intermed. to 3rd intermed.

P Crossing the finish line in pit lane

T2 Time from 1st intermed. to 2nd intermed.

T4 Time from 3rd intermediate to finish line

**Tyre data subject to further updates

Lap	Lap Time	T1	T2	T3	T4	Speed	Lap	Lap Time	T1	T2	T3	T4	Speed	
1st	5	Johann ZARCO DUCATI FRA						Run #	1	Front Tyre	Slick-Hard	Rear Tyre	Slick-Soft	
		Prima Pramac Racing								New Tyre		New Tyre		
		Runs=2	Total laps=6	Full laps=3	Valid laps=3		1	2'52.552	32.305	30.760	30.931	28.565	338.5	
Run #	1	Front Tyre	Slick-Hard	Rear Tyre	Slick-Soft		2	2'03.507	34.873	30.122	30.176	28.336	333.3	
		New Tyre		New Tyre			3	2'03.119	34.687	29.938	30.216	28.278	333.3	
1	2'52.284	33.457	30.902	31.122	28.508	336.4	4	2'12.235 P	36.805*	31.498	31.517	32.415	329.2	
2	2'06.565	34.934	31.844	31.075	28.712	338.5	Run #	2	Front Tyre	Slick-Hard	Rear Tyre	Slick-Soft		
3	2'02.745	34.781	29.862	29.995	28.107	339.6			4 Laps at start		New Tyre			
4	2'17.151 P	38.316*	33.101	31.935	33.799	335.4	5	5'13.815	32.257	30.550	30.581	28.434	333.3	
Run #	2	Front Tyre	Slick-Hard	Rear Tyre	Slick-Soft		6	2'02.950	34.519	29.909	30.250	28.272	335.4	
		4 Laps at start		New Tyre			5th	88	Miguel OLIVEIRA APRILIA POR					
5	5'14.724	31.106	30.316	30.274	28.382	336.4			CryptoDATA RNF MotoGP Team					
6	2'02.387	34.376	29.793	30.080	28.138	338.5			Runs=2	Total laps=6	Full laps=3	Valid laps=2		
2nd	72	Marco BEZZECCHI DUCATI ITA						Run #	1	Front Tyre	Slick-Hard	Rear Tyre	Slick-Soft	
		Mooney VR46 Racing Team								New Tyre		New Tyre		
		Runs=2	Total laps=6	Full laps=3	Valid laps=2		1	2'45.297	34.433	30.694	30.695	28.604	339.6	
Run #	1	Front Tyre	Slick-Medium	Rear Tyre	Slick-Soft		2	2'03.315	34.842	29.778	30.255	28.440	340.6	
		New Tyre		New Tyre			3	2'09.829 P	34.655*	31.133	31.652	32.389	337.5	
1	2'16.140	33.904	30.566	31.386	28.593	338.5	Run #	2	Front Tyre	Slick-Hard	Rear Tyre	Slick-Soft		
2	2'02.523	34.563	29.724	29.992	28.244	339.6			3 Laps at start		New Tyre			
3	2'19.811 P	38.897*	33.322	34.804	32.788	339.6	4	4'19.324	33.725	30.658	30.790	28.627	340.6	
Run #	2	Front Tyre	Slick-Medium	Rear Tyre	Slick-Soft		5	2'03.065	34.683	29.782	30.303	28.297	340.6	
		3 Laps at start		New Tyre			6	2'08.832 *	37.097*	31.788	31.281	28.666	337.5	
4	4'26.961	32.906	30.394	30.649	28.375	338.5	6th	49	Fabio DI GIANNANTONI DUCATI ITA					
5	2'10.388	34.499	29.802	30.174	35.913	338.5			Runs=2	Total laps=7	Full laps=4	Valid laps=4		
6	2'15.505 *	41.821*	32.979	31.286	29.419	341.7	Run #	1	Front Tyre	Slick-Medium	Rear Tyre	Slick-Soft		
3rd	36	Joan MIR HONDA SPA								New Tyre		New Tyre		
		Repsol Honda Team						1	2'20.786	33.338	30.917	33.906	28.893	332.3
		Runs=2	Total laps=7	Full laps=4	Valid laps=4		2	2'04.144	35.067	30.074	30.498	28.505	335.4	
Run #	1	Front Tyre	Slick-Hard	Rear Tyre	Slick-Soft		3	2'03.404	34.775	29.928	30.262	28.439	333.3	
		New Tyre		New Tyre			4	2'11.928 P	36.146*	31.553	31.601	32.628	332.3	
1	2'18.548	32.542	30.472	31.051	28.579	337.5	Run #	2	Front Tyre	Slick-Medium	Rear Tyre	Slick-Soft		
2	2'03.372	34.802	29.849	30.308	28.413	332.3			4 Laps at start		New Tyre			
3	2'14.744 P	39.603*	31.202	31.456	32.483	333.3	5	3'39.137	34.410	30.975	30.989	28.633	332.3	
Run #	2	Front Tyre	Slick-Hard	Rear Tyre	Slick-Soft		6	2'03.685	34.850	29.938	30.297	28.600	332.3	
		3 Laps at start		New Tyre			7	2'03.350	34.535	30.041	30.338	28.436	334.3	
4	4'02.359	32.109	30.090	30.251	28.371	333.3	7th	30	Takaaki NAKAGAMI HONDA JPN					
5	2'02.743	34.614	29.798	30.002	28.329	333.3			Runs=2	Total laps=6	Full laps=2	Valid laps=1		
6	2'15.134	34.619	33.979	36.427	30.109	295.0	Run #	1	Front Tyre	Slick-Medium	Rear Tyre	Slick-Soft		
7	2'15.198	38.224	32.263	35.112	29.599	330.2			New Tyre		New Tyre			
4th	21	Franco MORBIDELLI YAMAHA ITA						1	2'31.751	35.940	32.994	32.019	28.747	311.2
		Monster Energy Yamaha MotoGP												
		Runs=2	Total laps=6	Full laps=3	Valid laps=3									

Fastest Lap: Johann ZARCO Prima Pramac Racing FRA 2'02.387 34.376 29.793 30.080 28.138

These data/results cannot be reproduced, stored and/or transmitted in whole or in part by any manner of electronic, mechanical, photocopying, recording, broadcasting or otherwise now known or herein after developed without the previous express consent by the copyright owner, except for reproduction in daily press and regular printed publications on sale to the public within 60 days of the event related to those data/results and always provided that copyright symbol appears together as follows below.
© DORNA, 2023



Qualifying Nr. 1

MotoGP

Lap	Lap Time	T1	T2	T3	T4	Speed	Lap	Lap Time	T1	T2	T3	T4	Speed	
2	2'03.403	34.882	29.928	30.379	28.214	332.3	Run # 2	Front Tyre Slick-Hard	Rear Tyre Slick-Soft					
3	2'10.091 P	34.545*	31.267	31.677	32.602	331.2	3 Laps at start			New Tyre				
Run # 2	Front Tyre Slick-Medium		Rear Tyre Slick-Soft											
4	4'02.308	33.843	31.345	31.590	28.401	331.2	4	4'09.944	34.645	31.166	32.805	28.944	332.3	
5	2'07.791 *	37.374*	30.732	31.247	28.438	332.3	5	2'07.795 *	37.647*	30.410	31.328	28.410	336.4	
6	2'16.624 P	34.810	33.760	32.650	35.404	323.3	6	2'07.230	34.790	32.383	31.507	28.550	328.2	
8th	51	Michele PIRRO		DUCATI		ITA	12th 94 Jonas FOLGER						KTM	GER
		Ducati Lenovo Team					GASGAS Factory Racing Tech3							
		Runs=2	Total laps=6	Full laps=3	Valid laps=3		Runs=2	Total laps=5	Full laps=2	Valid laps=1				
Run # 1	Front Tyre Slick-Medium	Rear Tyre Slick-Soft					Run # 1	Front Tyre Slick-Medium	Rear Tyre missing data					
		New Tyre		New Tyre			New Tyre		Laps at start					
1	2'53.059	33.086	30.957	31.574	28.580	336.4	1	3'04.202	33.585	31.222	31.319	29.518	334.3	
2	2'03.573	34.872	30.002	30.329	28.370	339.6	2	2'43.748 P	35.446	1'00.502	35.428	32.372	307.6	
3	2'03.452	34.764	29.946	30.459	28.283	337.5	Run # 2	Front Tyre Slick-Medium	Rear Tyre Slick-Soft					
4	2'15.172 P	37.675*	32.239	31.851	33.407	324.3	2 Laps at start		New Tyre					
Run # 2	Front Tyre Slick-Medium	Rear Tyre Slick-Soft					3	5'58.669	36.043	32.678	32.411	33.802	333.3	
		4 Laps at start		New Tyre			4	2'07.597	36.375	30.898	31.164	29.160	334.3	
5	4'01.667	39.625	34.936	39.909	40.744	330.2	5	2'09.727 *	35.744*	32.188	32.138	29.657	331.2	
6	2'13.206	37.039	34.910	32.329	28.928	327.2								
9th	25	Raul FERNANDEZ		APRILIA		SPA	9th 25 Raul FERNANDEZ						APRILIA	SPA
		CryptoDATA RNF MotoGP Team					GASGAS Factory Racing Tech3							
		Runs=2	Total laps=5	Full laps=2	Valid laps=2		Runs=2	Total laps=5	Full laps=2	Valid laps=2				
Run # 1	Front Tyre Slick-Hard	Rear Tyre Slick-Soft					Run # 1	Front Tyre Slick-Medium	Rear Tyre Slick-Soft					
		New Tyre		New Tyre			New Tyre		New Tyre					
1	2'18.954	33.230	30.570	31.474	28.719	336.4	1	2'32.700	34.038	34.030	33.606	28.715	269.3	
2	2'03.527	34.878	30.013	30.389	28.247	338.5	2	2'04.019	35.085	30.087	30.445	28.402	334.3	
3	2'14.750 P	39.244*	31.153	31.609	32.744	335.4	3	2'11.387 P	35.576	31.564	31.243	33.004	333.3	
Run # 2	Front Tyre Slick-Hard	Rear Tyre Slick-Soft					Run # 2	Front Tyre Slick-Medium	Rear Tyre Slick-Soft					
		3 Laps at start		New Tyre			3 Laps at start		New Tyre					
4	4'28.551	34.181	31.533	36.225	28.522	329.2	4	4'30.036	35.673	31.438	33.245	28.814	332.3	
5	2'10.457	34.714	29.801	31.717	34.225	339.6	5	2'03.798	34.866	30.171	30.344	28.417	335.4	
							6	2'09.678 *	36.725*	32.236	31.523	29.194	337.5	
10th	37	Augusto FERNANDEZ		KTM		SPA	10th 37 Augusto FERNANDEZ						KTM	SPA
		GASGAS Factory Racing Tech3					GASGAS Factory Racing Tech3							
		Runs=2	Total laps=6	Full laps=3	Valid laps=2		Runs=2	Total laps=6	Full laps=3	Valid laps=2				
Run # 1	Front Tyre Slick-Medium	Rear Tyre Slick-Soft					Run # 1	Front Tyre Slick-Medium	Rear Tyre Slick-Soft					
		New Tyre		New Tyre			New Tyre		New Tyre					
1	2'32.700	34.038	34.030	33.606	28.715	269.3	1	2'19.305	32.001	30.668	31.001	28.889	335.4	
2	2'04.019	35.085	30.087	30.445	28.402	334.3	2	2'03.907	34.777	30.023	30.720	28.387	338.5	
3	2'11.387 P	35.576	31.564	31.243	33.004	333.3	3	2'14.638 P	39.061*	30.954	31.659	32.964	335.4	
Run # 2	Front Tyre Slick-Medium	Rear Tyre Slick-Soft					Run # 2	Front Tyre Slick-Medium	Rear Tyre Slick-Soft					
		3 Laps at start		New Tyre			3 Laps at start		New Tyre					
4	4'30.036	35.673	31.438	33.245	28.814	332.3								
5	2'03.798	34.866	30.171	30.344	28.417	335.4								
6	2'09.678 *	36.725*	32.236	31.523	29.194	337.5								
11th	6	Stefan BRADL		HONDA		GER	11th 6 Stefan BRADL						HONDA	GER
		Repsol Honda Team					GASGAS Factory Racing Tech3							
		Runs=2	Total laps=6	Full laps=3	Valid laps=2		Runs=2	Total laps=6	Full laps=3	Valid laps=2				
Run # 1	Front Tyre Slick-Hard	Rear Tyre Slick-Soft					Run # 1	Front Tyre Slick-Medium	Rear Tyre Slick-Soft					
		New Tyre		New Tyre			New Tyre		New Tyre					
1	2'19.305	32.001	30.668	31.001	28.889	335.4	1	2'19.305	32.001	30.668	31.001	28.889	335.4	
2	2'03.907	34.777	30.023	30.720	28.387	338.5	2	2'03.907	34.777	30.023	30.720	28.387	338.5	
3	2'14.638 P	39.061*	30.954	31.659	32.964	335.4	3	2'14.638 P	39.061*	30.954	31.659	32.964	335.4	

Fastest Lap: Johann ZARCO Prima Pramac Racing FRA **2'02.387** 34.376 29.793 30.080 28.138

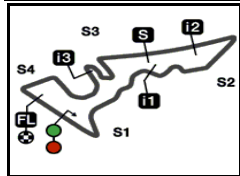
These data/results cannot be reproduced, stored and/or transmitted in whole or in part by any manner of electronic, mechanical, photocopying, recording, broadcasting or otherwise now known or herein after developed without the previous express consent by the copyright owner, except for reproduction in daily press and regular printed publications on sale to the public within 60 days of the event related to those data/results and always provided that copyright symbol appears together as follows below.
© DORNA, 2023

Official MotoGP Timing by **TISSOT**
www.motogp.com

Austin, Saturday, April 15, 2023

Page 2 of 2





5513 m.

RED BULL GRAND PRIX OF THE AMERICASAfter the **Qualifying Nr. 1****Event Best Maximum Speed**

<i>Rider</i>	<i>Nation</i>	<i>Team</i>	<i>Motorcycle</i>	<i>Km/h</i>	
10 Luca MARINI	ITA	Mooney VR46 Racing Team	DUCATI	346.1	Free Practice
33 Brad BINDER	RSA	Red Bull KTM Factory Racing	KTM	346.1	Free Practice
5 Johann ZARCO	FRA	Prima Pramac Racing	DUCATI	345.0	Free Practice
89 Jorge MARTIN	SPA	Prima Pramac Racing	DUCATI	343.9	Practice Nr. 1
73 Alex MARQUEZ	SPA	Gresini Racing MotoGP	DUCATI	343.9	Free Practice
72 Marco BEZZECCHI	ITA	Mooney VR46 Racing Team	DUCATI	343.9	Practice Nr. 1
88 Miguel OLIVEIRA	POR	CryptoDATA RNF MotoGP Team	APRILIA	342.8	Free Practice
1 Francesco BAGNAIA	ITA	Ducati Lenovo Team	DUCATI	342.8	Practice Nr. 1
42 Alex RINS	SPA	LCR Honda CASTROL	HONDA	341.7	Practice Nr. 2
12 Maverick VIÑALES	SPA	Aprilia Racing	APRILIA	341.7	Practice Nr. 2
41 Aleix ESPARGARO	SPA	Aprilia Racing	APRILIA	341.7	Practice Nr. 2
43 Jack MILLER	AUS	Red Bull KTM Factory Racing	KTM	341.7	Free Practice
51 Michele PIRRO	ITA	Ducati Lenovo Team	DUCATI	340.6	Practice Nr. 2
49 Fabio DI GIANNANTONIO	ITA	Gresini Racing MotoGP	DUCATI	339.6	Practice Nr. 2
25 Raul FERNANDEZ	SPA	CryptoDATA RNF MotoGP Team	APRILIA	339.6	Qualifying Nr. 1
94 Jonas FOLGER	GER	GASGAS Factory Racing Tech3	KTM	338.5	Free Practice
36 Joan MIR	SPA	Repsol Honda Team	HONDA	338.5	Practice Nr. 2
21 Franco MORBIDELLI	ITA	Monster Energy Yamaha MotoGP	YAMAHA	338.5	Qualifying Nr. 1
6 Stefan BRADL	GER	Repsol Honda Team	HONDA	338.5	Qualifying Nr. 1
20 Fabio QUARTARARO	FRA	Monster Energy Yamaha MotoGP	YAMAHA	337.5	Practice Nr. 2
37 Augusto FERNANDEZ	SPA	GASGAS Factory Racing Tech3	KTM	337.5	Qualifying Nr. 1
30 Takaaki NAKAGAMI	JPN	LCR Honda IDEMITSU	HONDA	335.4	Practice Nr. 2

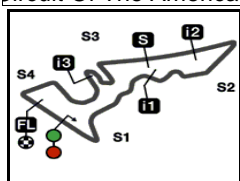
These data/results cannot be reproduced, stored and/or transmitted in whole or in part by any manner of electronic, mechanical, photocopying, recording, broadcasting or otherwise now known or herein after developed without the previous express consent by the copyright owner, except for reproduction in daily press and regular printed publications on sale to the public within 60 days of the event related to those data/results and always provided that copyright symbol appears together as follows below.

© DORNA, 2023

Official MotoGP Timing by **TISSOT**
www.motogp.com

Austin, Saturday, April 15, 2023





5513 m.

RED BULL GRAND PRIX OF THE AMERICAS

Qualifying Nr. 1

Best Partial Times

MotoGP™

IT Ideal Lap Time, sum of the best partial times

BT Best Lap Time

T1		T2		T3		T4				IT		BT
Pos	Rider	Time	Rider	Time	Rider	Time	Rider	Time	Pos	Rider	IT	BT
1	J.ZARCO	34.376	M.BEZZECCHI	29.724	M.BEZZECCHI	29.992	J.ZARCO	28.107	1	J.ZARCO	2'02.271	2'02.387 (1)
2	M.BEZZECCHI	34.499	M.OLIVEIRA	29.778	J.ZARCO	29.995	T.NAKAGAMI	28.214	2	M.BEZZECCHI	2'02.459	2'02.523 (2)
3	F.MORBIDELLI	34.519	J.ZARCO	29.793	J.MIR	30.002	M.BEZZECCHI	28.244	3	J.MIR	2'02.743	2'02.743 (3)
4	F.DI GIANNANTO	34.535	J.MIR	29.798	F.MORBIDELLI	30.176	R.FERNANDEZ	28.247	4	F.MORBIDELLI	2'02.876	2'02.950 (4)
5	J.MIR	34.614	R.FERNANDEZ	29.801	M.OLIVEIRA	30.255	F.MORBIDELLI	28.272	5	M.OLIVEIRA	2'03.013	2'03.065 (5)
6	M.OLIVEIRA	34.683	F.MORBIDELLI	29.909	F.DI GIANNANTO	30.262	M.PIRRO	28.283	6	R.FERNANDEZ	2'03.151	2'03.527 (9)
7	R.FERNANDEZ	34.714	T.NAKAGAMI	29.928	M.PIRRO	30.329	M.OLIVEIRA	28.297	7	F.DI GIANNAN	2'03.161	2'03.350 (6)
8	M.PIRRO	34.764	F.DI GIANNANTO	29.928	A.FERNANDEZ	30.344	J.MIR	28.329	8	M.PIRRO	2'03.322	2'03.452 (8)
9	S.BRADL	34.777	M.PIRRO	29.946	T.NAKAGAMI	30.379	S.BRADL	28.387	9	T.NAKAGAMI	2'03.331	2'03.403 (7)
10	T.NAKAGAMI	34.810	S.BRADL	30.023	R.FERNANDEZ	30.389	A.FERNANDEZ	28.402	10	A.FERNANDEZ	2'03.699	2'03.798 (10)
11	A.FERNANDEZ	34.866	A.FERNANDEZ	30.087	S.BRADL	30.720	F.DI GIANNANTO	28.436	11	S.BRADL	2'03.907	2'03.907 (11)
12	J.FOLGER	35.446	J.FOLGER	30.898	J.FOLGER	31.164	J.FOLGER	29.160	12	J.FOLGER	2'06.668	2'07.597 (12)

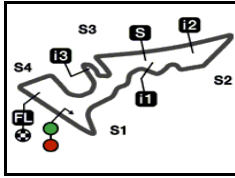
These data/results cannot be reproduced, stored and/or transmitted in whole or in part by any manner of electronic, mechanical, photocopying, recording, broadcasting or otherwise now known or herein after developed without the previous express consent by the copyright owner, except for reproduction in daily press and regular printed publications on sale to the public within 60 days of the event related to those data/results and always provided that copyright symbol appears together as follows below.

© DORNA, 2023

Official MotoGP Timing by TISSOT


www.motogp.com





5513 m.

RED BULL GRAND PRIX OF THE AMERICAS**Qualifying Nr. 1****Fastest Laps Sequence**

<i>Practice Time</i>	 <i>Rider</i>	<i>Nation</i>	<i>Motorcycle</i>	<i>Time</i>	<i>Km/h</i>	<i>Rider's Lap</i>
4'18.663	72 Marco BEZZECCHI	ITA	DUCATI	2'02.523	161.9	2
16'35.856	5 Johann ZARCO	FRA	DUCATI	2'02.387	162.1	6

These data/results cannot be reproduced, stored and/or transmitted in whole or in part by any manner of electronic, mechanical, photocopying, recording, broadcasting or otherwise now known or herein after developed without the previous express consent by the copyright owner, except for reproduction in daily press and regular printed publications on sale to the public within 60 days of the event related to those data/results and always provided that copyright symbol appears together as follows below.

© DORNA, 2023

Official MotoGP Timing by **TISSOT**
www.motogp.com

Austin, Saturday, April 15, 2023