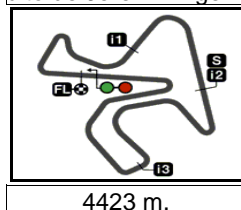



GRAN PREMIO MotoGP™ GURU BY GRYPYN DE ESPAÑA

Practice Nr. 2

Classification

6



		Rider	Nation	Team	Motorcycle	Time	Lap Total	Gap	Top Speed
1	37	Pedro ACOSTA	SPA	Red Bull KTM Ajo	KALEX	1'42.079	15 17		247.7
2	40	Aron CANET	SPA	Pons Wegow Los40	KALEX	1'42.314	2 15	0.235 0.235	247.1
3	22	Sam LOWES	GBR	Elf Marc VDS Racing Team	KALEX	1'42.380	6 14	0.301 0.066	246.5
4	14	Tony ARBOLINO	ITA	Elf Marc VDS Racing Team	KALEX	1'42.442	9 16	0.363 0.062	248.2
5	13	Celestino VIETTI	ITA	Fantic Racing	KALEX	1'42.604	13 18	0.525 0.162	246.5
6	21	Alonso LOPEZ	SPA	CAG SpeedUp	BOSCOSCURO	1'42.605	5 15	0.526 0.001	244.8
7	35	Somkiat CHANTRA	THA	IDEMITSU Honda Team Asia	KALEX	1'42.690	10 19	0.611 0.085	247.7
8	75	Albert ARENAS	SPA	Red Bull KTM Ajo	KALEX	1'42.746	9 13	0.667 0.056	247.7
9	18	Manuel GONZALEZ	SPA	Correos Prepago Yamaha VR46 M	KALEX	1'42.825	3 16	0.746 0.079	249.4
10	79	Ai OGURA	JPN	IDEMITSU Honda Team Asia	KALEX	1'42.873	3 17	0.794 0.048	248.8
11	54	Fermín ALDEGUER	SPA	CAG SpeedUp	BOSCOSCURO	1'42.902	5 19	0.823 0.029	246.0
12	96	Jake DIXON	GBR	Autosolar GASGAS Aspar M2	KALEX	1'42.999	13 13	0.920 0.097	248.2
13	12	Filip SALAC	CZE	QJMOTOR Gresini Moto2	KALEX	1'43.004	5 14	0.925 0.005	245.4
14	7	Barry BALTUS	BEL	Fieten Olie Racing GP	KALEX	1'43.177	15 18	1.098 0.173	244.8
15	84	Zonta VD GOORBERGH	NED	Fieten Olie Racing GP	KALEX	1'43.206	4 17	1.127 0.029	246.5
16	72	Borja GOMEZ	SPA	Fantic Racing	KALEX	1'43.256	12 18	1.177 0.050	246.0
17	11	Sergio GARCIA	SPA	Pons Wegow Los40	KALEX	1'43.273	3 14	1.194 0.017	246.5
18	64	Bo BENDSNEYDER	NED	Pertamina Mandalika SAG Team	KALEX	1'43.373	9 15	1.294 0.100	246.0
19	19	Lorenzo DALLA PORTA	ITA	Pertamina Mandalika SAG Team	KALEX	1'43.399	9 13	1.320 0.026	246.0
20	52	Jeremy ALCOBA	SPA	QJMOTOR Gresini Moto2	KALEX	1'43.416	4 12	1.337 0.017	248.8
21	71	Dennis FOGGIA	ITA	Italtrans Racing Team	KALEX	1'43.529	11 16	1.450 0.113	246.5
22	8	Senna AGIUS	AUS	Liqui Moly Husqvarna Intact GP	KALEX	1'43.603	12 17	1.524 0.074	246.5
23	24	Marcos RAMIREZ	SPA	Forward Team	FORWARD	1'43.615	3 9	1.536 0.012	246.5
24	3	Lukas TULOVIC	GER	Liqui Moly Husqvarna Intact GP	KALEX	1'43.714	7 17	1.635 0.099	246.0
25	4	Sean Dylan KELLY	USA	American Racing	KALEX	1'43.764	3 17	1.685 0.050	244.3
26	33	Rory SKINNER	GBR	American Racing	KALEX	1'43.918	5 9	1.839 0.154	244.3
27	16	Joe ROBERTS	USA	Italtrans Racing Team	KALEX	1'43.957	4 13	1.878 0.039	242.1
28	28	Izan GUEVARA	SPA	Autosolar GASGAS Aspar M2	KALEX	1'44.069	17 18	1.990 0.112	247.1
29	17	Alex ESCRIG	SPA	Forward Team	FORWARD	1'44.898	7 12	2.819 0.829	246.5
30	2	Soichiro MINAMIMOTO	JPN	Correos Prepago Yamaha VR46 M	KALEX	1'44.931	11 18	2.852 0.033	245.4

Practice condition: Dry

Air: 31°

Humidity: 28%

Ground: 26°

Fastest Lap:	Lap: 15	Pedro ACOSTA	1'42.079	155.9 Km/h
Best Race Lap:	2021	Sam LOWES	1'41.313	157.1 Km/h
All Time Lap Record:	2021	Remy GARDNER	1'40.667	158.1 Km/h

The results are provisional until the end of the limit for protest and appeals.

Time limit for protest expires 30' after publication of the results - Time:

These data/results cannot be reproduced, stored and/or transmitted in whole or in part by any manner of electronic, mechanical, photocopying, recording, broadcasting or otherwise now known or herein after developed without the previous express consent by the copyright owner, except for reproduction in daily press and regular printed publications on sale to the public within 60 days of the event related to those data/results and always provided that copyright symbol appears together as follows below.

© DORNA, 2023

Official MotoGP Timing by TISSOT
www.motogp.com

Jerez de la Frontera, Friday, April 28, 2023

moto2™




GRAN PREMIO MotoGP™ GURU BY GRYFYN DE ESPAÑA

Practice Nr. 2

Combined Practice Times

7

	Rider	Nation	Team	MOTORCYCLE	P1	P2	Gap
1	22 S.LOWES	GBR	Elf Marc VDS Racing Team	KALEX	1'41.170	16	1'42.380 6
2	35 S.CHANTRA	THA	IDEMITSU Honda Team Asia	KALEX	1'41.400	18	1'42.690 10 0.230 0.230
3	21 A.LOPEZ	SPA	CAG SpeedUp	BOSCOSCURO	1'41.489	17	1'42.605 5 0.319 0.089
4	37 P.ACOSTA	SPA	Red Bull KTM Ajo	KALEX	1'41.497	12	1'42.079 15 0.327 0.008
5	96 J.DIXON	GBR	Autosolar GASGAS Aspar M2	KALEX	1'41.634	13	1'42.999 13 0.464 0.137
6	75 A.ARENAS	SPA	Red Bull KTM Ajo	KALEX	1'41.907	14	1'42.746 9 0.737 0.273
7	13 C.VIETTI	ITA	Fantic Racing	KALEX	1'41.963	13	1'42.604 13 0.793 0.056
8	40 A.CANET	SPA	Pons Wegow Los40	KALEX	1'42.018	4	1'42.314 2 0.848 0.055
9	7 B.BALTUS	BEL	Fieten Olie Racing GP	KALEX	1'42.091	15	1'43.177 15 0.921 0.073
10	14 T.ARBOLINO	ITA	Elf Marc VDS Racing Team	KALEX	1'42.100	11	1'42.442 9 0.930 0.009
11	12 F.SALAC	CZE	QJMOTOR Gresini Moto2	KALEX	1'42.113	17	1'43.004 5 0.943 0.013
12	16 J.ROBERTS	USA	Italtrans Racing Team	KALEX	1'42.140	10	1'43.957 4 0.970 0.027
13	79 A.OGURA	JPN	IDEMITSU Honda Team Asia	KALEX	1'42.160	12	1'42.873 3 0.990 0.020
14	54 F.ALDEGUER	SPA	CAG SpeedUp	BOSCOSCURO	1'42.165	10	1'42.902 5 0.995 0.005
15	18 M.GONZALEZ	SPA	Correos Prepago Yamaha VR46 MasterCamp	KALEX	1'42.430	8	1'42.825 3 1.260 0.265
16	11 S.GARCIA	SPA	Pons Wegow Los40	KALEX	1'42.454	17	1'43.273 3 1.284 0.024
17	52 J.ALCOBA	SPA	QJMOTOR Gresini Moto2	KALEX	1'42.487	14	1'43.416 4 1.317 0.033
18	71 D.FOGGIA	ITA	Italtrans Racing Team	KALEX	1'42.555	12	1'43.529 11 1.385 0.068
19	84 Z.VD GOORBERG	NED	Fieten Olie Racing GP	KALEX	1'42.619	8	1'43.206 4 1.449 0.064
20	3 L.TULOVIC	GER	Liqui Moly Husqvarna Intact GP	KALEX	1'42.865	15	1'43.714 7 1.695 0.246
21	64 B.BENDSNEYDEI	NED	Pertamina Mandalika SAG Team	KALEX	1'42.937	12	1'43.373 9 1.767 0.072
22	24 M.RAMIREZ	SPA	Forward Team	FORWARD	1'43.024	16	1'43.615 3 1.854 0.087
23	28 I.GUEVARA	SPA	Autosolar GASGAS Aspar M2	KALEX	1'43.186	17	1'44.069 17 2.016 0.162
24	72 B.GOMEZ	SPA	Fantic Racing	KALEX	1'43.302	13	1'43.256 12 2.086 0.070
25	33 R.SKINNER	GBR	American Racing	KALEX	1'43.267	16	1'43.918 5 2.097 0.011
26	4 S.KELLY	USA	American Racing	KALEX	1'43.321	18	1'43.764 3 2.151 0.054
27	19 L.DALLA PORTA	ITA	Pertamina Mandalika SAG Team	KALEX	1'43.367	12	1'43.399 9 2.197 0.046
28	17 A.ESCRIG	SPA	Forward Team	FORWARD	1'43.532	14	1'44.898 7 2.362 0.165
29	8 S.AGIUS	AUS	Liqui Moly Husqvarna Intact GP	KALEX	1'43.588	16	1'43.603 12 2.418 0.056
30	2 S.MINAMIMOTO	JPN	Correos Prepago Yamaha VR46 MasterCamp	KALEX	1'45.371	19	1'44.931 11 3.761 1.343

Pole Position Record:	2021	Remy GARDNER	1'40.667	158.1 Km/h
Best Race Lap:	2021	Sam LOWES	1'41.313	157.1 Km/h
All Time Lap Record:	2021	Remy GARDNER	1'40.667	158.1 Km/h

The results are provisional until the end of the limit for protest and appeals.

Time limit for protest expires 60' after publication of the results - Time:

These data/results cannot be reproduced, stored and/or transmitted in whole or in part by any manner of electronic, mechanical, photocopying, recording, broadcasting or otherwise now known or herein after developed without the previous express consent by the copyright owner, except for reproduction in daily press and regular printed publications on sale to the public within 60 days of the event related to those data/results and always provided that copyright symbol appears together as follows below.

© DORNA, 2023

Official MotoGP Timing by TISSOT

www.motogp.com

Jerez de la Frontera, Friday, April 28, 2023





GRAN PREMIO MotoGP™ GURU BY GRYFYN DE ESPAÑA

Practice Nr. 2

Top Speed & Average

8



Rider	Nation	Motorcycle	Top 5 speeds					Average	Top
18 Manuel GONZALEZ	SPA	KALEX	249.4	247.7	247.1	247.1	246.0	247.5	249.4
52 Jeremy ALCOBA	SPA	KALEX	248.8	247.1	246.5	245.4	245.4	246.6	248.8
79 Ai OGURA	JPN	KALEX	248.8	247.7	246.5	246.5	246.0	246.9	248.8
14 Tony ARBOLINO	ITA	KALEX	248.2	247.7	247.1	247.1	247.1	247.4	248.2
96 Jake DIXON	GBR	KALEX	248.2	247.1	247.1	246.0	244.8	246.3	248.2
35 Somkiat CHANTRA	THA	KALEX	247.7	247.7	247.1	247.1	247.1	247.3	247.7
37 Pedro ACOSTA	SPA	KALEX	247.7	247.1	246.5	246.5	246.5	246.9	247.7
75 Albert ARENAS	SPA	KALEX	247.7	246.0	246.0	246.0	244.8	245.7	247.7
28 Izan GUEVARA	SPA	KALEX	247.1	245.4	245.4	244.8	244.3	245.4	247.1
40 Aron CANET	SPA	KALEX	247.1	246.5	245.4	244.3	243.7	244.9	247.1
8 Senna AGIUS	AUS	KALEX	246.5	246.0	245.4	245.4	245.4	245.6	246.5
11 Sergio GARCIA	SPA	KALEX	246.5	246.0	246.0	246.0	245.4	245.9	246.5
13 Celestino VIETTI	ITA	KALEX	246.5	246.5	246.0	245.4	244.8	245.5	246.5
17 Alex ESCRIG	SPA	FORWARD	246.5	246.0	244.3	243.2	242.6	244.5	246.5
22 Sam LOWES	GBR	KALEX	246.5	244.8	244.3	243.7	243.2	244.5	246.5
24 Marcos RAMIREZ	SPA	FORWARD	246.5	246.5	246.0	245.4	243.7	245.6	246.5
71 Dennis FOGGIA	ITA	KALEX	246.5	246.0	245.4	244.3	244.3	245.1	246.5
84 Zonta VD GOORBERGH	NED	KALEX	246.5	246.0	244.8	244.3	243.7	244.6	246.5
3 Lukas TULOVIC	GER	KALEX	246.0	246.0	244.8	244.8	244.3	244.9	246.0
19 Lorenzo DALLA PORTA	ITA	KALEX	246.0	245.4	245.4	244.8	244.8	245.3	246.0
54 Fermín ALDEGUER	SPA	BOSCOSCURO	246.0	246.0	244.8	244.3	244.3	244.9	246.0
64 Bo BENDSNEYDER	NED	KALEX	246.0	243.7	242.6	242.1	242.1	243.3	246.0
72 Borja GOMEZ	SPA	KALEX	246.0	246.0	245.4	244.8	244.3	245.1	246.0
2 Soichiro MINAMIMOTO	JPN	KALEX	245.4	244.8	244.8	244.3	244.3	244.7	245.4
12 Filip SALAC	CZE	KALEX	245.4	244.8	243.7	243.2	242.6	243.4	245.4
7 Barry BALTUS	BEL	KALEX	244.8	243.7	243.2	243.2	242.6	243.4	244.8
21 Alonso LOPEZ	SPA	BOSCOSCURO	244.8	244.3	243.7	243.7	243.7	243.9	244.8
4 Sean Dylan KELLY	USA	KALEX	244.3	244.3	244.3	243.7	243.7	244.0	244.3
33 Rory SKINNER	GBR	KALEX	244.3	243.7	243.2	243.2	243.2	243.5	244.3
16 Joe ROBERTS	USA	KALEX	242.1	241.6	241.6	241.0	240.5	241.2	242.1

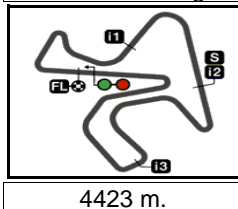
These data/results cannot be reproduced, stored and/or transmitted in whole or in part by any manner of electronic, mechanical, photocopying, recording, broadcasting or otherwise now known or herein after developed without the previous express consent by the copyright owner, except for reproduction in daily press and regular printed publications on sale to the public within 60 days of the event related to those data/results and always provided that copyright symbol appears together as follows below.

© DORNA, 2023

Official MotoGP Timing by TISSOT
www.motogp.com



Jerez de la Frontera, Friday, April 28, 2023



* Lap / Sector time cancelled T1 Time from finish line to 1st intermediate T3 Time from 2nd intermed. to 3rd intermed.
P Crossing the finish line in pit lane T2 Time from 1st intermed. to 2nd intermed. T4 Time from 3rd intermediate to finish line

Lap	Lap Time	T1	T2	T3	T4	Speed	Lap	Lap Time	T1	T2	T3	T4	Speed
1st 37 Pedro ACOSTA Red Bull KTM Ajo SPA Runs=2 Total laps=17 Full laps=14 Valid laps=11							6	1'42.380	25.336	15.329	30.296	31.419	243.7
1	3'26.696	32.232	17.662	32.091	32.018	227.8	7	1'42.686 *	25.383	15.364	30.356*	31.583	241.6
2	1'43.035	25.535	15.446	30.436	31.618	246.5	8	1'42.607	25.366	15.320	30.416	31.505	242.1
3	1'42.639	25.409	15.268	30.334	31.628	247.7	9	1'42.493	25.305	15.357	30.219	31.612	242.1
4	1'42.407	25.273	15.383	30.222	31.529	245.4	10	1'45.798	25.503	16.423	31.517	32.355	222.2
5	1'42.308	25.234	15.290	30.366	31.418	245.4	11	1'42.835	25.411	15.345	30.453	31.626	241.6
6	3'15.682 *	1'56.148	15.990	31.272	32.272*	240.0	12	1'44.224 P	26.619	15.712	32.877	29.016	239.4
7	1'42.864 *	25.558	15.333	30.389*	31.584	244.8	13	1'54.769	34.576	15.701	32.346	32.146	240.0
8	1'42.663	25.284	15.302	30.389	31.688	244.8	14	1'43.133	25.618	15.578	30.301	31.636	240.0
9	1'42.580	25.421	15.345	30.322	31.492	244.8	PIT 2'03.640 17.781 38.225 34.316 231.7						
10	1'42.382	25.363	15.325	30.193	31.501	246.5	4th 14 Tony ARBOLINO Elf Marc VDS Racing ITA Runs=2 Total laps=16 Full laps=13 Valid laps=10						
11	1'42.365	25.379	15.317	30.263	31.406	246.0	1	3'02.017	28.192	15.638	31.222	32.475	245.4
12	1'43.291 P	27.643	15.956	31.993	27.699	234.7	2	1'43.228	25.715	15.372	30.508	31.633	247.1
13	1'47.972 *	29.200	15.512	31.138*	32.122*	244.3	3	1'42.570	25.463	15.251	30.342	31.514	247.7
14	1'42.211	25.398	15.229	30.154	31.430	246.0	4	1'42.785	25.453	15.377	30.361	31.594	248.2
15	1'42.079	25.280	15.246	30.097	31.456	246.5	5	1'42.664	25.310	15.264	30.455	31.635	247.1
16	1'42.339	25.336	15.232	30.299	31.472	247.1	6	1'43.302	25.568	15.424	30.596	31.714	247.1
17	1'42.604 *	25.363	15.282	30.274*	31.685	246.0	7	1'47.329 P	30.080	16.757	31.390	29.102	213.0
2nd 40 Aron CANET Pons Wegow Los40 SPA Runs=3 Total laps=15 Full laps=10 Valid laps=8							8	1'46.941	28.399	15.603	31.082	31.857	241.0
1	3'05.629	29.197	15.422	30.610	31.589	245.4	9	1'42.442	25.475	15.324	30.304	31.339	243.7
2	1'42.314	25.348	15.199	30.441	31.326	246.5	10	1'42.547 *	25.370	15.337	30.359	31.481*	243.2
3	1'42.873	25.570	15.276	30.430	31.597	247.1	11	1'42.898 *	25.341	15.365	30.352	31.840*	243.7
4	1'42.643	25.470	15.359	30.391	31.423	243.7	12	1'43.523 *	25.645	15.396	30.658*	31.824*	242.6
5	1'42.627	25.408	15.260	30.459	31.500	244.3	13	1'42.748	25.486	15.440	30.322	31.500	243.7
6	1'42.729	25.354	15.409	30.579	31.387	243.2	14	1'42.609	25.449	15.353	30.353	31.454	244.3
7	1'48.218 P	27.687	16.917	32.436	31.178	180.9	15	1'42.912	25.531	15.372	30.381	31.628	243.7
8	1'45.239	27.843	15.440	30.598	31.358	241.0	16	1'42.917	25.490	15.389	30.433	31.605	244.8
9	2'11.676 P	25.310	15.298	30.297	1'00.771	242.6	5th 13 Celestino VIETTI Fantic Racing ITA Runs=2 Total laps=18 Full laps=15 Valid laps=12						
10	1'50.425	31.396	16.127	30.972	31.930	239.4	1	3'39.452 *	29.599	15.505	30.994	32.205*	245.4
11	1'42.668	25.568	15.329	30.407	31.364	242.1	2	1'43.284	25.610	15.315	30.700	31.659	246.5
12	1'42.492	25.406	15.340	30.383	31.363	243.7	3	1'43.326	25.649	15.357	30.715	31.605	246.0
13	1'46.446 *	25.57*	15.354	32.899	32.615	243.2	4	1'43.237	25.590	15.418	30.601	31.628	243.7
14	1'42.860	25.668	15.264	30.514	31.414	242.6	5	1'43.633	25.820	15.410	30.727	31.676	243.7
15	1'43.146 *	25.646	15.311	30.589*	31.600	243.7	6	1'43.606 *	25.91*	15.430	30.636	31.627*	244.8
PIT 26.298 17.823 34.293 31.373 165.3							7	1'43.584	25.633	15.382	30.689	31.880	243.7
3rd 22 Sam LOWES Elf Marc VDS Racing GBR Runs=2 Total laps=14 Full laps=11 Valid laps=9							8	1'43.468	25.739	15.404	30.639	31.686	243.2
1	2'57.019	29.775	15.819	31.190	32.007	242.6	9	1'43.299	25.727	15.404	30.613	31.555	243.2
2	1'42.801	25.463	15.332	30.394	31.612	244.3	10	1'39.603 P	25.683	15.425	30.821	27.674	243.7
3	1'42.657 *	25.460	15.334	30.287	31.576*	244.8	11	1'48.699	30.080	15.557	31.244	31.818	241.0
4	1'43.598	25.612	15.545	30.886	31.555	246.5	12	1'42.888	25.651	15.288	30.446	31.503	243.7
5	1'42.727	25.508	15.361	30.414	31.444	243.2	13	1'42.604	25.454	15.352	30.405	31.393	243.7
PIT 26.298 17.823 34.293 31.373 165.3							14	1'46.255 *	25.64*	15.339	32.451	32.825	244.3

Fastest Lap: Pedro ACOSTA Red Bull KTM Ajo SPA 1'42.079 25.280 15.246 30.097 31.456

These data/results cannot be reproduced, stored and/or transmitted in whole or in part by any manner of electronic, mechanical, photocopying, recording, broadcasting or otherwise now known or herein after developed without the previous express consent by the copyright owner, except for reproduction in daily press and regular printed publications on sale to the public within 60 days of the event related to those data/results and always provided that copyright symbol appears together as follows below.
© DORNA, 2023



Practice Nr. 2

Moto2

Lap	Lap Time	T1	T2	T3	T4	Speed	Lap	Lap Time	T1	T2	T3	T4	Speed
15	1'42.951	25.629	15.298	30.584	31.440	243.7	10	1'43.326	25.549	15.375	30.699	31.703	244.3
16	1'42.741 *	25.484	15.287	30.517*	31.453	244.8	11	1'43.254	25.623	15.353	30.650	31.628	243.7
17	1'42.870	25.528	15.366	30.483	31.493	244.8	12	1'40.606 P	25.823	15.336	30.672	28.775	243.2
18	1'42.915	25.592	15.273	30.538	31.512	246.5	13	1'52.341	32.991	15.623	31.750	31.977	241.6
6th 21 Alonso LOPEZ CAG SpeedUp SPA							9th 18 Manuel GONZALEZ Correos Prepago Yam SPA						
Runs=3 Total laps=15 Full laps=10 Valid laps=7							Runs=3 Total laps=16 Full laps=11 Valid laps=7						
1	1'58.256	28.224	15.674	31.159	32.526	240.0	1	2'59.653	29.369	15.577	31.345	32.449	249.4
2	1'43.453 *	25.77*	15.263	30.548	31.866	243.7	2	1'43.280	25.608	15.304	30.729	31.639	247.1
3	1'42.793	25.444	15.343	30.391	31.615	243.7	3	1'42.825	25.461	15.192	30.619	31.553	247.7
4	1'48.898	26.834	15.892	33.510	32.662	240.5	4	1'43.189	25.609	15.296	30.622	31.662	247.1
5	1'42.605	25.394	15.236	30.277	31.698	244.3	5	1'43.190	25.512	15.265	30.627	31.786	245.4
6	1'42.623	25.390	15.388	30.210	31.635	243.7	6	1'43.470	25.634	15.323	30.720	31.793	246.0
7	1'43.087 P	26.75*	15.894	31.713	28.724	230.2	7	1'43.640 *	25.700	15.293	30.667	31.980*	243.2
8	1'49.029	28.732	15.537	30.656	34.104	241.6	8	1'43.795 *	25.692	15.349	30.831*	31.923	242.6
9	1'42.759	25.546	15.256	30.365	31.592	243.7	9	1'43.774	25.643	15.412	30.811	31.908	241.6
10	1'43.618 *	25.575	15.490	30.652	31.901*	239.4	10	1'55.424 *	28.703	17.950	33.869	34.902*	205.7
11	1'41.956 P	25.511	15.338	32.105	29.002	242.6	11	1'42.133 P	25.887	15.418	31.848	28.980	242.1
12	1'47.817	27.498	15.391	31.051	33.877	244.8	12	1'51.729	30.158	15.796	31.758	34.017	237.8
13	1'43.032 *	25.505	15.310	30.492*	31.725	243.2	13	1'44.413	26.004	15.502	30.955	31.952	242.6
14	1'43.061	25.436	15.378	30.432	31.815	243.7	14	1'45.181 *	25.788	15.374	31.049*	32.970*	242.1
15	1'52.215	27.049	16.730	32.363	36.073	232.2	15	1'40.636 P	26.003	15.825	31.498	27.310	240.5
7th 35 Somkiat CHANTRA IDEMITSU Honda Tea THA							10th 79 Ai OGURA IDEMITSU Honda Tea JPN						
Runs=2 Total laps=19 Full laps=16 Valid laps=12							Runs=2 Total laps=17 Full laps=14 Valid laps=13						
1	2'59.365	29.896	15.595	31.827	32.280	245.4	1	3'00.073 *	30.223	15.657	31.803	32.449*	246.5
2	1'43.345 *	25.71*	15.328	30.568	31.737	246.0	2	1'43.781	25.944	15.414	30.630	31.793	246.0
3	1'42.768	25.433	15.205	30.521	31.609	247.7	3	1'42.873	25.618	15.224	30.430	31.601	247.7
4	1'43.248	25.771	15.273	30.526	31.678	247.1	4	1'43.059	25.533	15.444	30.463	31.619	246.0
5	1'42.945	25.525	15.239	30.450	31.731	247.1	5	1'43.374 *	25.553	15.321	30.576	31.924*	246.5
6	1'43.574	25.560	15.331	30.676	32.007	247.7	6	1'43.688	25.830	15.352	30.776	31.730	248.8
7	1'44.536 P	29.292	15.530	31.582	28.132	243.2	7	1'51.550 P	32.572	16.268	31.569	31.141	236.8
8	1'50.981	31.780	15.785	31.252	32.164	240.5	8	1'53.090	32.932	15.982	32.036	32.140	239.4
9	1'43.094	25.519	15.203	30.740	31.632	244.8	9	1'43.156	25.588	15.290	30.582	31.696	242.6
10	1'42.690	25.445	15.300	30.356	31.589	246.0	10	1'43.008	25.499	15.385	30.303	31.821	242.6
11	1'43.604	25.845	15.267	30.683	31.809	245.4	11	1'43.035	25.496	15.395	30.519	31.625	242.6
12	1'43.365	25.481	15.293	30.776	31.815	247.1	12	1'57.606	30.334	20.322	34.654	32.296	169.5
13	1'43.553 *	25.744	15.332	30.647*	31.830	247.1	13	1'43.429	25.405	15.307	30.452	32.265	244.8
14	1'42.842	25.469	15.339	30.412	31.622	243.7	14	1'43.187	25.478	15.390	30.563	31.756	
15	1'44.852 *	25.98*	15.579	31.314	31.979	240.5	15	1'43.408	25.547	15.392	30.642	31.827	242.6
16	1'43.630	25.567	15.284	30.698	32.081	244.3	16	1'43.251	25.503	15.426	30.639	31.683	242.6
17	1'43.617 *	25.511	15.343	30.782*	31.981	245.4	17	1'43.421	25.730	15.430	30.495	31.766	243.7
18	1'44.208	25.647	15.353	31.002	32.206	244.3							
19	1'42.857	25.541	15.272	30.425	31.619	244.8							
8th 75 Albert ARENAS Red Bull KTM Ajo SPA							11th 54 Fermín ALDEGUER CAG SpeedUp SPA						
Runs=2 Total laps=13 Full laps=10 Valid laps=9							Runs=2 Total laps=19 Full laps=16 Valid laps=10						
1	2'22.297	30.919	15.787	31.727	32.135	242.6	1	2'16.524	29.286	15.628	31.175	31.917	244.3
2	1'44.112	26.110	15.322	30.806	31.874	246.0	2	1'44.036	25.875	15.406	31.062	31.693	244.8
3	1'43.650	25.850	15.409	30.728	31.663	247.7	3	1'43.179	25.640	15.389	30.502	31.648	246.0
4	1'43.342	25.690	15.327	30.668	31.657	246.0	4	1'43.999	25.991	15.392	30.638	31.978	246.0
5	1'43.176	25.595	15.325	30.580	31.676	246.0	5	1'42.902	25.464	15.425	30.376	31.637	244.3
6	1'43.320	25.660	15.388	30.615	31.657	244.8	6	1'43.572	25.493	15.540	30.475	32.064	244.3
7	1'44.018 *	25.73*	15.398	30.870	32.014	244.3	7	1'43.795 *	25.54*	15.440	30.930	31.878	243.7
8	1'43.232	25.654	15.292	30.777	31.509	244.8	8	1'43.068 *	25.421	15.424	30.551*	31.672	244.3
9	1'42.746	25.464	15.284	30.502	31.496	244.8	9	1'45.260 P	28.508	15.761	32.062	28.929	237.3

Fastest Lap: Pedro ACOSTA Red Bull KTM Ajo SPA **1'42.079** 25.280 15.246 30.097 31.456

These data/results cannot be reproduced, stored and/or transmitted in whole or in part by any manner of electronic, mechanical, photocopying, recording, broadcasting or otherwise now known or herein after developed without the previous express consent by the copyright owner, except for reproduction in daily press and regular printed publications on sale to the public within 60 days of the event related to those data/results and always provided that copyright symbol appears together as follows below.
© DORNA, 2023

Practice Nr. 2

Moto2

Lap	Lap Time	T1	T2	T3	T4	Speed	Lap	Lap Time	T1	T2	T3	T4	Speed
10	1'48.592 *	29.513	15.674	30.889	32.516*	241.6	11	1'41.966 P	25.780	15.546	31.711	28.929	239.4
11	1'43.653 *	25.640	15.448	30.655	31.910*	241.6	12	1'47.131	28.897	15.582	30.822	31.830	237.8
12	1'43.311	25.545	15.540	30.480	31.746	242.1	13	1'43.277 *	25.768	15.407	30.532*	31.570	240.5
13	1'43.179	25.545	15.469	30.449	31.716	241.6	14	1'43.178	25.621	15.384	30.545	31.628	240.5
14	1'44.929	25.482	15.490	31.623	32.334	243.2	15	1'43.177	25.518	15.472	30.622	31.565	241.0
15	1'43.205 *	25.497	15.499	30.489*	31.720*	242.6	16	1'43.356 *	25.755	15.389	30.540	31.672*	240.5
16	1'43.180	25.461	15.462	30.539	31.718	241.0	17	1'43.319 *	25.651	15.531	30.619*	31.518	240.0
17	1'42.723 *	25.395	15.364	30.428	31.536*	243.7	18	1'43.301	25.573	15.439	30.565	31.724	240.5
18	1'50.212 *	29.530	16.286	32.209	32.187*	227.8							
19	1'43.942	25.621	15.423	30.698	32.200	242.6							

12th 96 Jake DIXON Autosolar GASGAS A GBR
Runs=3 Total laps=13 Full laps=8 Valid laps=7

1	3'03.109	28.573	15.550	31.410	32.091	248.2
2	1'44.101 *	25.751	15.441	31.010	31.899*	247.1
3	1'43.818	25.667	15.375	30.689	32.087	246.0
4	1'43.105	25.629	15.365	30.554	31.557	247.1
5	1'43.597	25.782	15.386	30.640	31.789	244.8
6	1'39.267 P	25.594	15.449	30.644	27.580	244.3
7	1'49.806	29.610	15.606	31.247	33.343	242.1
8	1'43.316	25.763	15.348	30.579	31.626	244.8
9	1'43.140	25.500	15.409	30.457	31.774	244.3
10	1'43.325	25.658	15.378	30.567	31.722	243.7
11	1'43.800 P	25.699	15.973	32.442	29.686	230.2
12	1'47.577	29.110	15.613	30.933	31.921	242.6
13	1'42.999	25.555	15.380	30.447	31.617	244.3

13th 12 Filip SALAC QJMOTOR Gresini M CZE
Runs=3 Total laps=14 Full laps=10 Valid laps=10

1	2'50.579	29.969	15.746	30.981	31.899	242.6
2	1'43.105	25.677	15.390	30.550	31.488	243.7
3	1'43.157	25.585	15.324	30.504	31.744	245.4
4	1'43.746	26.079	15.346	30.539	31.782	244.8
5	1'43.004	25.544	15.423	30.378	31.659	241.6
6	1'43.426	25.597	15.491	30.556	31.782	242.6
7	1'43.279	25.584	15.426	30.472	31.797	242.1
8	1'41.116 P	25.525	15.420	30.617	29.554	242.1
9	1'48.113 *	28.867	15.871	31.093*	32.282	241.0
10	1'44.394	25.670	15.625	31.194	31.905	237.3
11	1'43.646	25.702	15.510	30.579	31.855	243.2
12	1'43.585	25.641	15.516	30.634	31.794	242.6
13	1'43.779	25.645	15.490	30.728	31.916	242.6
14	1'44.511 P	25.814	15.505	33.016	30.176	242.1

14th 7 Barry BALTUS Fieten Olie Racing GP BEL
Runs=2 Total laps=18 Full laps=15 Valid laps=8

1	2'15.580	28.908	15.764	31.064	31.884	241.6
2	1'43.454 *	25.747	15.450	30.617*	31.640	243.2
3	1'43.398	25.651	15.363	30.594	31.790	244.8
4	1'43.531	25.844	15.381	30.669	31.637	243.7
5	1'43.401	25.587	15.437	30.689	31.688	243.2
6	1'43.612	25.705	15.492	30.633	31.782	242.6
7	1'43.770 *	25.74*	15.435	30.788	31.798*	242.6
8	1'43.653	25.649	15.417	30.758	31.829	241.6
9	1'43.874 *	25.588	15.527	30.987	31.772*	239.4
10	1'43.814 *	25.817	15.462	30.729*	31.806	240.5

15th 84 Zonta VD GOORBE Fieten Olie Racing GP NED
Runs=2 Total laps=17 Full laps=14 Valid laps=10

1	2'00.323	29.475	15.781	32.210	32.379	242.6
2	1'44.026 *	25.937	15.271	30.958	31.860*	246.0
3	1'43.380	25.665	15.346	30.802	31.567	242.1
4	1'43.206	25.588	15.289	30.701	31.628	246.5
5	1'46.399 *	25.624	15.323	33.255	32.197*	244.3
6	1'43.369	25.635	15.358	30.591	31.785	244.8
7	1'50.935 *	31.80*	15.546	31.514	32.071	243.2
8	1'43.753	25.647	15.343	30.722	32.041	243.7
9	1'51.687 P	34.595	15.786	32.128	29.178	238.9
10	1'50.270	30.072	15.926	31.742	32.530	239.4
11	1'44.723	25.958	15.549	31.190	32.026	240.5
12	1'48.640	27.723	15.622	33.325	31.970	242.6
13	1'44.400	25.855	15.511	30.924	32.110	243.2
14	1'50.344 *	30.18*	15.596	31.289	33.272	243.7
15	1'44.903	25.897	15.512	31.151	32.343	243.7
16	1'44.904	25.853	15.454	31.061	32.536	243.7
17	1'53.415	31.952	15.861	32.562	33.040	239.4

16th 72 Borja GOMEZ Fantic Racing SPA
Runs=2 Total laps=18 Full laps=15 Valid laps=14

1	2'11.837	28.511	15.789	31.922	32.501	243.7
2	1'44.327	25.933	15.522	30.903	31.969	242.6
3	1'44.095	25.745	15.515	30.891	31.944	244.8
4	1'43.752	25.686	15.457	30.774	31.835	244.3
5	1'43.706	25.645	15.475	30.754	31.832	243.2
6	1'43.879	25.655	15.504	30.849	31.871	243.2
7	1'47.489 *	26.54*	16.587	32.416	31.940*	192.1
8	1'43.844	25.644	15.449	30.919	31.832	246.0
9	1'43.977	25.759	15.496	30.934	31.788	242.6
10	1'42.683 P	26.446	15.662	31.407	29.168	241.0
11	1'55.187 *	34.620	16.095	31.744	32.728*	238.4
12	1'43.256	25.538	15.343	30.774	31.601	243.7
13	1'43.326	25.511	15.416	30.708	31.691	243.7
14	1'43.460	25.558	15.416	30.763	31.723	244.3
15	1'59.869	25.789	16.830	32.165	45.085	223.1
16	1'43.510	25.565	15.460	30.821	31.664	243.7
17	1'43.518	25.593	15.459	30.703	31.763	246.0
18	1'44.014	25.615	15.417	30.900	32.082	245.4

17th 11 Sergio GARCIA Pons Wegow Los40 SPA
Runs=3 Total laps=14 Full laps=9 Valid laps=8

1	2'04.520	28.579	15.464	31.551	32.003	245.4
2	1'43.775 *	25.865	15.319	30.724	31.867*	244.8
3	1'43.273	25.645	15.273	30.752	31.603	246.5
4	1'43.342	25.763	15.283	30.751	31.545	246.0

Fastest Lap: Pedro ACOSTA Red Bull KTM Ajo SPA **1'42.079** 25.280 15.246 30.097 31.456

These data/results cannot be reproduced, stored and/or transmitted in whole or in part by any manner of electronic, mechanical, photocopying, recording, broadcasting or otherwise now known or herein after developed without the previous express consent by the copyright owner, except for reproduction in daily press and regular printed publications on sale to the public within 60 days of the event related to those data/results and always provided that copyright symbol appears together as follows below.
© DORNA, 2023

Practice Nr. 2

Moto2

Lap	Lap Time	T1	T2	T3	T4	Speed	Lap	Lap Time	T1	T2	T3	T4	Speed	
5	1'43.337	25.885	15.195	30.746	31.511	246.0	9	1'44.512	25.883	15.664	30.944	32.021	240.0	
6	1'41.495 P	25.624	15.298	30.764	29.809	244.3	10	1'44.109	25.862	15.528	30.799	31.920	241.0	
7	1'50.444	31.896	15.544	31.199	31.805	243.2	11	1'44.033	25.822	15.623	30.786	31.802	242.1	
8	1'43.607	25.743	15.375	30.835	31.654	242.6	12	1'40.863 P	26.250	15.585	31.128	27.900	241.0	
9	1'43.564	25.820	15.402	30.732	31.610	243.7	unfinished						30.679	
10	1'43.587	25.880	15.408	30.735	31.564	243.2								
11	1'44.440 P	27.245	17.175	31.786	28.234	222.6								
12	1'48.612	30.099	15.429	31.169	31.915	243.2								
13	1'46.502	25.644	15.320	30.787	34.751	245.4								
14	1'43.510	25.973	15.270	30.607	31.660	246.0								
unfinished						25.664	15.310							244.8

18th 64 Bo BENDSNEYDER Pertamina Mandalika NED
Runs=3 Total laps=15 Full laps=10 Valid laps=9

1	2'45.859	28.691	15.643	31.245	32.045	241.0
2	1'43.538	25.747	15.371	30.663	31.757	246.0
3	1'43.793	25.891	15.397	30.724	31.781	242.1
4	1'43.982	25.866	15.553	30.753	31.810	241.6
5	1'45.807 P	31.048	15.926	30.996	27.837	236.3
6	1'48.333	30.101	15.501	30.777	31.954	239.4
7	1'42.336 P	26.152	15.444	33.183	27.557	240.0
8	1'48.957	30.216	15.693	30.947	32.101	241.6
9	1'43.373	25.748	15.410	30.539	31.676	242.1
10	1'43.772	25.688	15.437	30.627	32.020	241.0
11	1'44.203 *	25.825	15.499	30.755*	32.124*	241.0
12	1'43.898	25.748	15.457	30.779	31.914	240.5
13	1'49.057	28.444	15.604	33.125	31.884	234.2
14	1'44.037	25.739	15.533	30.767	31.998	243.7
15	1'43.620	25.676	15.468	30.618	31.858	242.6

19th 19 Lorenzo DALLA PO Pertamina Mandalika ITA
Runs=3 Total laps=13 Full laps=8 Valid laps=8

1	2'52.577	30.331	16.117	31.803	32.712	243.7
2	1'45.413	26.188	15.697	31.127	32.401	244.3
3	1'44.244	25.817	15.484	30.960	31.983	244.8
4	1'44.182	25.808	15.526	31.054	31.794	245.4
5	1'43.691	25.687	15.393	30.694	31.917	244.8
6	1'39.548 P	25.716	15.479	30.726	27.627	244.3
7	2'01.234	35.230	15.947	32.865	37.192	240.0
8	1'46.401	28.138	15.483	30.851	31.929	242.6
9	1'43.399	25.658	15.454	30.712	31.575	245.4
10	1'44.327	26.034	15.503	30.800	31.990	243.7
11	1'45.241 P	25.826	15.567	35.642	28.206	242.6
12	1'53.941	33.937	15.884	31.614	32.506	240.0
13	1'44.318	25.897	15.552	30.948	31.921	246.0

20th 52 Jeremy ALCOBA QJMOTOR Gresini M SPA
Runs=3 Total laps=12 Full laps=8 Valid laps=8

1	3'03.715	28.997	15.685	31.315	31.971	244.3
2	1'44.054	25.827	15.443	30.850	31.934	247.1
3	1'43.509	25.699	15.404	30.729	31.677	248.8
4	1'43.416	25.695	15.414	30.634	31.673	246.5
5	1'43.633	25.661	15.384	30.738	31.850	245.4
6	1'43.748	25.650	15.480	30.789	31.829	245.4
7	1'39.614 P	25.666	15.401	30.754	27.793	244.8
8	1'47.738	28.867	15.709	31.222	31.940	241.6

21st 71 Dennis FOGGIA Italtrans Racing Team ITA
Runs=3 Total laps=16 Full laps=11 Valid laps=10

1	3'03.272 *	28.473	15.595	31.379*	32.390	243.7
2	1'44.958	26.024	15.399	31.393	32.142	246.0
3	1'43.899	25.769	15.357	30.816	31.957	246.5
4	1'43.854	25.714	15.415	30.679	32.046	245.4
5	1'43.723	25.828	15.389	30.639	31.867	244.3
6	1'42.295 P	27.016	15.724	31.855	27.700	242.1
7	1'46.262	28.067	15.446	30.851	31.898	243.2
8	1'43.662 *	25.616	15.381	30.620	32.045*	243.7
9	1'43.671	25.716	15.431	30.653	31.871	244.3
10	1'43.873	25.621	15.479	30.843	31.930	242.6
11	1'43.529	25.710	15.432	30.629	31.758	243.2
12	1'43.538	25.681	15.337	30.594	31.926	244.3
13	1'48.738 P	28.611	18.158	33.763	28.206	220.4
14	1'48.352 *	29.176	15.627	31.352*	32.197	242.6
15	1'46.865	26.211	15.701	31.790	33.163	242.1
16	1'44.629	25.880	15.547	30.905	32.297	242.1

22nd 8 Senna AGIUS Liqui Moly Husqvarna AUS
Runs=2 Total laps=17 Full laps=14 Valid laps=9

1	2'18.980	28.738	15.949	31.446	32.210	243.2
2	1'44.763	26.052	15.601	31.008	32.102	245.4
3	1'44.008	25.864	15.466	30.816	31.862	245.4
4	1'44.541 *	25.866	15.468	31.108	32.099*	246.0
5	1'44.515	25.909	15.557	30.911	32.138	244.3
6	1'44.029	25.830	15.494	30.883	31.822	245.4
7	1'44.089 *	25.89*	15.498	30.809	31.886*	245.4
8	1'44.073	25.824	15.434	30.887	31.928	246.5
9	1'41.219 P	25.871	15.697	32.192	27.459	237.8
10	1'47.535	28.808	15.807	30.886	32.034	242.1
11	1'43.965	25.779	15.783	30.603	31.800	243.2
12	1'43.603	25.731	15.485	30.645	31.742	245.4
13	1'44.008 *	25.782	15.528	30.856	31.842*	244.3
14	1'43.845 *	25.84*	15.577	30.567	31.854	243.7
15	1'46.739	25.815	15.579	33.127	32.218	244.3
16	1'43.917 *	25.797	15.574	30.778*	31.768	244.8
17	1'44.102	25.956	15.619	30.668	31.859	243.2

23rd 24 Marcos RAMIREZ Forward Team SPA
Runs=3 Total laps=9 Full laps=4 Valid laps=4

1	2'46.256 *	30.068	15.926	33.248	32.146*	243.7
2	1'44.137	25.834	15.463	30.894	31.946	246.5
3	1'43.615	25.734	15.359	30.729	31.793	245.4
4	1'43.768	25.690	15.389	30.716	31.973	246.0
5	1'56.203 P	27.437	20.887	39.195	28.684	219.0
6	1'56.873	29.144	17.150	37.447	33.132	175.3
7	1'43.385 P	26.282	15.756	32.488	28.859	242.1
8	1'56.438	31.504	17.465	32.713	34.756	188.8
9	1'46.853	26.112	16.362	32.017	32.362	202.6

Fastest Lap: Pedro ACOSTA Red Bull KTM Ajo SPA 1'42.079 25.280 15.246 30.097 31.456

These data/results cannot be reproduced, stored and/or transmitted in whole or in part by any manner of electronic, mechanical, photocopying, recording, broadcasting or otherwise now known or herein after developed without the previous express consent by the copyright owner, except for reproduction in daily press and regular printed publications on sale to the public within 60 days of the event related to those data/results and always provided that copyright symbol appears together as follows below.
© DORNA, 2023

Practice Nr. 2

Moto2

Lap	Lap Time	T1	T2	T3	T4	Speed	Lap	Lap Time	T1	T2	T3	T4	Speed	
PIT 25.808 15.472 30.870 27.257 246.5							27th 16 Joe ROBERTS Italtrans Racing Team USA Runs=3 Total laps=13 Full laps=8 Valid laps=7	1	3'34.137	31.477	16.026	31.772	33.063	239.4
24th 3 Lukas TULOVIC Liqui Moly Husqvarna GER Runs=3 Total laps=17 Full laps=13 Valid laps=12	1	2'31.681	28.447	15.675	31.203	32.169	243.7	2	1'45.047	26.268	15.590	30.983	32.206	241.0
	2	1'44.194	25.970	15.451	30.923	31.850	244.8	3	1'47.925	25.878	18.176	31.972	31.899	151.0
	3	1'43.762	25.831	15.340	30.706	31.885	246.0	4	1'43.957	25.740	15.429	30.763	32.025	242.1
	4	1'44.115	25.836	15.438	30.946	31.895	246.0	5	1'44.820	25.862	15.603	31.078	32.277	240.5
	5	1'43.828	25.846	15.374	30.718	31.890	243.7	6	1'42.367 P	26.00*	15.574	31.053	29.732	240.5
	6	1'44.363 *	25.909	15.487	30.961*	32.006	243.7	7	1'50.809	30.654	16.221	31.771	32.163	235.8
	7	1'43.714	25.769	15.373	30.661	31.911	244.3	8	1'44.204 *	25.777	15.488	30.846*	32.093*	240.0
	8	1'44.082	25.834	15.401	30.739	32.108	244.3	9	1'43.760 P	25.752	15.521	33.094	29.393	240.0
	9	1'44.284	26.002	15.483	30.876	31.923	243.2	10	1'53.065	31.483	17.134	32.114	32.334	177.0
	10	1'42.055 P	26.930	15.819	31.409	27.897	241.0	11	1'46.433	25.993	15.529	32.938	31.973	240.0
	11	1'46.374 P	28.832	15.861	33.673	28.008	232.7	12	1'44.070	25.865	15.493	30.802	31.910	241.6
	12	1'47.544	28.703	15.705	31.134	32.002	241.6	13	1'43.976	25.765	15.552	30.768	31.891	241.6
	13	1'44.042	25.861	15.458	30.824	31.899	244.3	28th 28 Izan GUEVARA Autosolar GASGAS A SPA Runs=3 Total laps=18 Full laps=13 Valid laps=9						
	14	1'44.350	25.944	15.403	30.884	32.119	244.8	1	2'44.104	32.280	16.897	32.244	32.367	236.8
	15	1'44.268	25.882	15.520	30.856	32.010	243.2	2	1'44.702	26.050	15.587	30.975	32.090	243.7
	16	1'44.533	25.941	15.509	30.974	32.109	244.3	3	1'47.303	28.697	15.546	31.021	32.039	245.4
	17	1'44.996	25.947	15.525	31.540	31.984	243.7	4	1'44.627	26.052	15.443	30.916	32.216	245.4
25th 4 Sean Dylan KELLY American Racing USA Runs=3 Total laps=17 Full laps=12 Valid laps=8							5	1'45.253 *	26.34*	15.613	31.145	32.148	242.6	
1	1'58.827	31.487	15.845	31.556	32.490	242.1	6	1'44.512	25.909	15.467	31.009	32.127	244.8	
2	1'44.063	25.868	15.373	30.757	32.065	244.3	7	1'45.063 *	25.994	15.543	31.112*	32.414	247.1	
3	1'43.764	25.736	15.416	30.724	31.888	244.3	8	1'44.059 P	27.162	16.426	32.738	27.733	213.0	
4	1'43.878	25.695	15.394	30.820	31.969	244.3	9	1'49.158	29.901	15.726	31.320	32.211	241.6	
5	1'46.062	25.712	15.448	31.626	33.276	242.1	10	1'44.893	26.017	15.500	30.942	32.434	243.7	
6	1'48.819	28.239	15.516	30.757	34.307	243.7	11	1'46.541 *	27.477	15.466	31.218	32.380*	243.7	
7	1'45.063 *	25.98*	15.538	31.524	32.019	241.6	12	1'45.038 *	25.964	15.468	31.130	32.476*	243.7	
8	1'41.479 P	25.714	15.469	32.560	27.736	242.1	13	1'42.425 P	27.638	15.785	31.309	27.693	241.6	
9	1'48.485	28.794	15.585	31.257	32.849	237.8	14	1'49.924	29.370	15.680	31.850	33.024	241.6	
10	1'43.714 *	25.697	15.465	30.776*	31.776	240.5	15	1'45.163	26.143	15.512	31.151	32.357	242.1	
11	1'44.206 *	25.727	15.507	30.760	32.212*	240.5	16	1'44.461	25.869	15.474	30.870	32.248	244.3	
12	1'51.312	29.805	15.947	31.924	33.636	240.5	17	1'44.069	25.817	15.415	30.861	31.976	243.2	
13	1'39.549 P	25.827	15.409	31.090	27.223	243.2	18	1'46.445	26.492	15.830	31.866	32.257	242.1	
14	1'49.082	28.294	15.523	30.843	34.422	240.5	29th 17 Alex ESCRIG Forward Team SPA Runs=4 Total laps=12 Full laps=6 Valid laps=5							
15	1'44.014 *	25.879	15.380	30.841*	31.914	243.7	1	2'45.020	32.378	16.684	33.096	32.964	238.9	
16	1'43.891	25.711	15.493	30.796	31.891	243.7	2	1'45.042	26.355	15.539	31.040	32.108	244.3	
17	1'44.161	25.706	15.500	30.832	32.123	242.1	3	1'47.215	27.596	15.604	31.407	32.608	246.0	
26th 33 Rory SKINNER American Racing GBR Runs=2 Total laps=9 Full laps=6 Valid laps=4							4	1'44.616 *	26.015	15.416	31.018*	32.167	246.5	
1	2'21.176	29.951	15.961	32.005	32.633	242.1	5	1'45.623 P	26.962	15.851	31.794	31.016	238.4	
2	1'44.964	26.187	15.547	31.046	32.184	243.7	6	1'52.579 *	30.766	16.013	32.386*	33.414	237.8	
3	1'44.418	26.029	15.468	31.085	31.836	243.2	7	1'44.898	26.198	15.605	30.871	32.224	240.5	
4	1'43.998 *	25.858	15.308	30.828	32.004*	244.3	8	1'47.483	26.837	15.991	32.008	32.647	235.2	
5	1'43.918	25.699	15.458	30.771	31.990	243.2	9	1'41.101 P	26.017	15.500	30.731	28.853	243.2	
6	1'44.039	25.853	15.450	30.807	31.929	243.2	10	2'19.124 P	35.373	20.794	44.221	38.736	221.3	
7	1'44.074 *	25.87*	15.420	30.873	31.906	243.2	11	1'55.609	32.005	16.594	34.415	32.595	229.2	
8	1'40.308 P	26.152	15.483	31.212	27.461	242.1	12	1'45.125	26.339	15.512	30.911	32.363	242.6	
9	1'51.174	30.345	16.133	31.899	32.797	237.8	30th 2 Soichiro MINAMIMO Correos Prepago Yam JPN Runs=2 Total laps=18 Full laps=15 Valid laps=12							
unfinished	25.976	15.497	31.088		241.6	1	2'12.275	31.020	16.319	32.343	32.720	242.1		
						2	1'44.969	26.035	15.479	31.170	32.285	244.8		

Fastest Lap: Pedro ACOSTA Red Bull KTM Ajo SPA **1'42.079** 25.280 15.246 30.097 31.456

These data/results cannot be reproduced, stored and/or transmitted in whole or in part by any manner of electronic, mechanical, photocopying, recording, broadcasting or otherwise now known or herein after developed without the previous express consent by the copyright owner, except for reproduction in daily press and regular printed publications on sale to the public within 60 days of the event related to those data/results and always provided that copyright symbol appears together as follows below.
© DORNA, 2023

Practice Nr. 2

Moto2

Lap	Lap Time	T1	T2	T3	T4	Speed	Lap	Lap Time	T1	T2	T3	T4	Speed
3	1'45.038	26.138	15.492	31.094	32.314	244.3							
4	1'45.552	26.406	15.534	31.166	32.446	244.3							
5	1'45.054	25.952	15.456	31.138	32.508	245.4							
6	1'45.482 *	25.985	15.556	31.179	32.762*	243.7							
7	1'50.205 *	30.46*	15.625	31.311	32.801	242.6							
8	1'45.136 *	25.978	15.492	31.264	32.402*	243.7							
9	1'52.185 P	29.532	16.760	34.089	31.804	231.2							
10	1'51.003	30.777	15.737	32.154	32.335	239.4							
11	1'44.931	25.973	15.507	31.124	32.327	242.6							
12	1'45.248	26.185	15.634	30.984	32.445	242.1							
13	1'52.199	30.334	16.355	32.733	32.777	223.6							
14	1'45.857	26.152	15.797	31.087	32.821	241.6							
15	1'45.465	26.120	15.638	31.043	32.664	240.5							
16	1'56.384	29.877	17.626	33.827	35.054	217.3							
17	1'44.989	25.982	15.549	31.039	32.419	244.3							
18	1'49.203	29.969	15.535	31.099	32.600	244.8							

Fastest Lap: Pedro ACOSTA Red Bull KTM Ajo SPA **1'42.079** 25.280 15.246 30.097 31.456

These data/results cannot be reproduced, stored and/or transmitted in whole or in part by any manner of electronic, mechanical, photocopying, recording, broadcasting or otherwise now known or herein after developed without the previous express consent by the copyright owner, except for reproduction in daily press and regular printed publications on sale to the public within 60 days of the event related to those data/results and always provided that copyright symbol appears together as follows below.
© DORNA, 2023

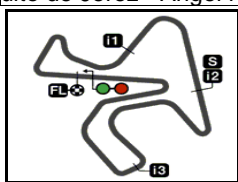
Official MotoGP Timing by **TISSOT**
www.motogp.com

Jerez de la Frontera, Friday, April 28, 2023

Page 6 of 6

motogp





4423 m.

GRAN PREMIO MotoGP™ GURU BY GRYPYN DE ESPAÑA

Practice Nr. 2

Best Partial Times

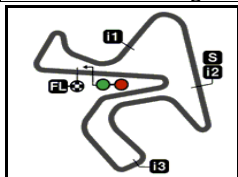
IT Ideal Lap Time, sum of the best partial times

BT Best Lap Time

T1		T2		T3		T4				IT	BT	
Pos	Rider	Time	Rider	Time	Rider	Time	Rider	Time	Pos	Rider	IT	BT
1	P.ACOSTA	25.234	M.GONZALEZ	15.192	P.ACOSTA	30.097	A.CANET	31.326	1	P.ACOSTA	1'41.966	1'42.079 (1)
2	S.LOWES	25.305	S.GARCIA	15.195	A.LOPEZ	30.210	T.ARBOLINO	31.339	2	A.CANET	1'42.132	1'42.314 (2)
3	T.ARBOLINO	25.310	A.CANET	15.199	S.LOWES	30.219	C.VIETTI	31.393	3	T.ARBOLINO	1'42.204	1'42.442 (4)
4	A.CANET	25.310	S.CHANTRA	15.203	A.CANET	30.297	P.ACOSTA	31.406	4	S.LOWES	1'42.263	1'42.380 (3)
5	A.LOPEZ	25.390	A.OGURA	15.224	A.OGURA	30.303	S.LOWES	31.419	5	A.LOPEZ	1'42.428	1'42.605 (6)
6	F.ALDEGUER	25.395	P.ACOSTA	15.229	T.ARBOLINO	30.304	F.SALAC	31.488	6	C.VIETTI	1'42.525	1'42.604 (5)
7	A.OGURA	25.405	A.LOPEZ	15.236	S.CHANTRA	30.356	A.ARENAS	31.496	7	A.OGURA	1'42.533	1'42.873 (10)
8	S.CHANTRA	25.433	T.ARBOLINO	15.251	F.ALDEGUER	30.376	S.GARCIA	31.511	8	S.CHANTRA	1'42.581	1'42.690 (7)
9	C.VIETTI	25.454	Z.VD GOORBER	15.271	F.SALAC	30.378	B.BALTUS	31.518	9	F.SALAC	1'42.715	1'43.004 (13)
10	M.GONZALEZ	25.461	C.VIETTI	15.273	C.VIETTI	30.405	M.GONZALEZ	31.553	10	A.ARENAS	1'42.746	1'42.746 (8)
11	A.ARENAS	25.464	A.ARENAS	15.284	J.DIXON	30.447	J.DIXON	31.557	11	F.ALDEGUER	1'42.772	1'42.902 (11)
12	J.DIXON	25.500	R.SKINNER	15.308	A.ARENAS	30.502	Z.VD GOORBER	31.567	12	M.GONZALEZ	1'42.825	1'42.825 (9)
13	B.GOMEZ	25.511	S.LOWES	15.320	B.BENDSNEYDE	30.539	L.DALLA PORTA	31.575	13	J.DIXON	1'42.852	1'42.999 (12)
14	B.BALTUS	25.518	F.SALAC	15.324	B.BALTUS	30.540	S.CHANTRA	31.589	14	S.GARCIA	1'42.937	1'43.273 (17)
15	F.SALAC	25.525	D.FOGGIA	15.337	S.AGIUS	30.567	A.LOPEZ	31.592	15	B.BALTUS	1'42.939	1'43.177 (14)
16	Z.VD GOORBER	25.588	L.TULOVIC	15.340	Z.VD GOORBER	30.591	B.GOMEZ	31.601	16	Z.VD GOORBE	1'43.017	1'43.206 (15)
17	D.FOGGIA	25.616	B.GOMEZ	15.343	D.FOGGIA	30.594	A.OGURA	31.601	17	B.GOMEZ	1'43.158	1'43.256 (16)
18	S.GARCIA	25.624	J.DIXON	15.348	S.GARCIA	30.607	F.ALDEGUER	31.637	18	B.BENDSNEY	1'43.262	1'43.373 (18)
19	J.ALCOBA	25.650	M.RAMIREZ	15.359	M.GONZALEZ	30.619	J.ALCOBA	31.673	19	D.FOGGIA	1'43.305	1'43.529 (21)
20	L.DALLA PORTA	25.658	B.BALTUS	15.363	J.ALCOBA	30.634	B.BENDSNEYDE	31.676	20	L.DALLA PORT	1'43.320	1'43.399 (19)
21	B.BENDSNEYDE	25.676	F.ALDEGUER	15.364	L.TULOVIC	30.661	S.AGIUS	31.742	21	J.ALCOBA	1'43.341	1'43.416 (20)
22	M.RAMIREZ	25.690	B.BENDSNEYDE	15.371	L.DALLA PORTA	30.694	D.FOGGIA	31.758	22	S.AGIUS	1'43.474	1'43.603 (22)
23	S.KELLY	25.695	S.KELLY	15.373	B.GOMEZ	30.703	S.KELLY	31.776	23	M.RAMIREZ	1'43.558	1'43.615 (23)
24	R.SKINNER	25.699	J.ALCOBA	15.384	M.RAMIREZ	30.716	M.RAMIREZ	31.793	24	S.KELLY	1'43.568	1'43.764 (25)

These data/results cannot be reproduced, stored and/or transmitted in whole or in part by any manner of electronic, mechanical, photocopying, recording, broadcasting or otherwise now known or herein after developed without the previous express consent by the copyright owner, except for reproduction in daily press and regular printed publications on sale to the public within 60 days of the event related to those data/results and always provided that copyright symbol appears together as follows below.
© DORNA, 2023





4423 m.

GRAN PREMIO MotoGP™ GURU BY GRYPYN DE ESPAÑA

Practice Nr. 2

Best Partial Times

IT Ideal Lap Time, sum of the best partial times

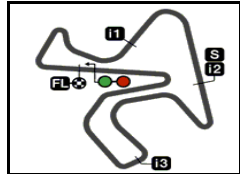
BT Best Lap Time

		T1		T2		T3		T4					
Pos	Rider	Time	Rider	Time	Rider	Time	Rider	Time	Pos	Rider	IT	BT	
25	S.AGIUS	25.731	L.DALLA PORTA	15.393	S.KELLY	30.724	R.SKINNER	31.836	25	R.SKINNER	1'43.614	1'43.918	(26)
26	J.ROBERTS	25.740	I.GUEVARA	15.415	A.ESCRIG	30.731	L.TULOVIC	31.850	26	L.TULOVIC	1'43.620	1'43.714	(24)
27	L.TULOVIC	25.769	A.ESCRIG	15.416	J.ROBERTS	30.763	J.ROBERTS	31.891	27	J.ROBERTS	1'43.823	1'43.957	(27)
28	I.GUEVARA	25.817	J.ROBERTS	15.429	R.SKINNER	30.771	I.GUEVARA	31.976	28	I.GUEVARA	1'44.069	1'44.069	(28)
29	S.MINAMIMOTO	25.952	S.AGIUS	15.434	I.GUEVARA	30.861	A.ESCRIG	32.108	29	A.ESCRIG	1'44.270	1'44.898	(29)
30	A.ESCRIG	26.015	S.MINAMIMOTO	15.456	S.MINAMIMOTO	30.984	S.MINAMIMOTO	32.285	30	S.MINAMIMOT	1'44.677	1'44.931	(30)

These data/results cannot be reproduced, stored and/or transmitted in whole or in part by any manner of electronic, mechanical, photocopying, recording, broadcasting or otherwise now known or herein after developed without the previous express consent by the copyright owner, except for reproduction in daily press and regular printed publications on sale to the public within 60 days of the event related to those data/results and always provided that copyright symbol appears together as follows below.
© DORNA, 2023

Official MotoGP Timing by **TISSOT**
www.motogp.com






4423 m.

GRAN PREMIO MotoGP™ GURU BY GRYPYN DE ESPAÑA

Practice Nr. 2

Fastest Laps Sequence

Practice Time	 Rider	Nation	Motorcycle	Time	Km/h	Rider's Lap
3'42.890	4 Sean Dylan KELLY	USA	KALEX	1'44.063	153.0	2
4'00.560	54 Fermín ALDEGUER	SPA	BOSCOSCURO	1'44.036	153.0	2
4'29.397	64 Bo BENDSNEYDER	NED	KALEX	1'43.538	153.7	2
4'33.684	12 Filip SALAC	CZE	KALEX	1'43.105	154.4	2
4'39.820	22 Sam LOWES	GBR	KALEX	1'42.801	154.8	2
4'47.943	40 Aron CANET	SPA	KALEX	1'42.314	155.6	2
10'17.085	37 Pedro ACOSTA	SPA	KALEX	1'42.308	155.6	5
35'29.791	37 Pedro ACOSTA	SPA	KALEX	1'42.211	155.7	14
37'11.870	37 Pedro ACOSTA	SPA	KALEX	1'42.079	155.9	15

These data/results cannot be reproduced, stored and/or transmitted in whole or in part by any manner of electronic, mechanical, photocopying, recording, broadcasting or otherwise now known or herein after developed without the previous express consent by the copyright owner, except for reproduction in daily press and regular printed publications on sale to the public within 60 days of the event related to those data/results and always provided that copyright symbol appears together as follows below.

© DORNA, 2023

Official MotoGP Timing by TISSOT
www.motogp.com

Jerez de la Frontera, Friday, April 28, 2023

