


GRAN PREMIO MotoGP™ GURU BY GRYPYN DE ESPAÑA

Practice Nr. 3

Classification

10

	Rider	Nation	Team	Motorcycle	Time	Lap Total	Gap	Top Speed
1	40 Aron CANET	SPA	Pons Wegow Los40	KALEX	1'40.640	11 13		248.2
2	37 Pedro ACOSTA	SPA	Red Bull KTM Ajo	KALEX	1'40.696	11 13	0.056 0.056	251.1
3	22 Sam LOWES	GBR	Elf Marc VDS Racing Team	KALEX	1'40.989	11 15	0.349 0.293	247.1
4	75 Albert ARENAS	SPA	Red Bull KTM Ajo	KALEX	1'41.006	13 14	0.366 0.017	248.8
5	21 Alonso LOPEZ	SPA	CAG SpeedUp	BOSCOSCURO	1'41.170	13 16	0.530 0.164	246.0
6	96 Jake DIXON	GBR	Autosolar GASGAS Aspar M2	KALEX	1'41.341	4 13	0.701 0.171	251.1
7	11 Sergio GARCIA	SPA	Pons Wegow Los40	KALEX	1'41.359	11 15	0.719 0.018	252.3
8	12 Filip SALAC	CZE	QJMOTOR Gresini Moto2	KALEX	1'41.383	6 17	0.743 0.024	251.1
9	13 Celestino VIETTI	ITA	Fantic Racing	KALEX	1'41.425	12 13	0.785 0.042	249.4
10	14 Tony ARBOLINO	ITA	Elf Marc VDS Racing Team	KALEX	1'41.460	10 14	0.820 0.035	248.8
11	35 Somkiat CHANTRA	THA	IDEMITSU Honda Team Asia	KALEX	1'41.461	11 13	0.821 0.001	248.2
12	54 Fermín ALDEGUER	SPA	CAG SpeedUp	BOSCOSCURO	1'41.486	14 15	0.846 0.025	249.4
13	7 Barry BALTUS	BEL	Fieten Olie Racing GP	KALEX	1'41.492	13 13	0.852 0.006	248.2
14	64 Bo BENDSNEYDER	NED	Pertamina Mandalika SAG Team	KALEX	1'41.585	12 14	0.945 0.093	246.0
15	3 Lukas TULOVIC	GER	Liqui Moly Husqvarna Intact GP	KALEX	1'41.664	13 13	1.024 0.079	248.8
16	18 Manuel GONZALEZ	SPA	Correos Prepago Yamaha VR46 M	KALEX	1'41.719	10 13	1.079 0.055	250.5
17	52 Jeremy ALCOBA	SPA	QJMOTOR Gresini Moto2	KALEX	1'41.746	13 14	1.106 0.027	248.2
18	71 Dennis FOGGIA	ITA	Italtrans Racing Team	KALEX	1'41.753	13 15	1.113 0.007	248.8
19	79 Ai OGURA	JPN	IDEMITSU Honda Team Asia	KALEX	1'41.758	11 13	1.118 0.005	248.8
20	84 Zonta VD GOORBERGH	NED	Fieten Olie Racing GP	KALEX	1'41.774	11 14	1.134 0.016	247.1
21	16 Joe ROBERTS	USA	Italtrans Racing Team	KALEX	1'41.918	11 12	1.278 0.144	246.0
22	8 Senna AGIUS	AUS	Liqui Moly Husqvarna Intact GP	KALEX	1'41.963	12 14	1.323 0.045	250.0
23	4 Sean Dylan KELLY	USA	American Racing	KALEX	1'42.146	12 15	1.506 0.183	245.4
24	72 Borja GOMEZ	SPA	Fantic Racing	KALEX	1'42.270	12 14	1.630 0.124	247.7
25	24 Marcos RAMIREZ	SPA	Forward Team	FORWARD	1'42.279	13 13	1.639 0.009	249.4
26	19 Lorenzo DALLA PORTA	ITA	Pertamina Mandalika SAG Team	KALEX	1'42.382	12 12	1.742 0.103	250.0
27	33 Rory SKINNER	GBR	American Racing	KALEX	1'42.521	4 14	1.881 0.139	244.8
28	28 Izan GUEVARA	SPA	Autosolar GASGAS Aspar M2	KALEX	1'42.891	13 13	2.251 0.370	246.5
29	17 Alex ESCRIG	SPA	Forward Team	FORWARD	1'43.441	7 12	2.801 0.550	247.1
30	2 Soichiro MINAMIMOTO	JPN	Correos Prepago Yamaha VR46 M	KALEX	1'43.673	3 17	3.033 0.232	247.1

Practice condition: Dry

Air: 20°

Humidity: 68%

Ground: 24°

Fastest Lap:	Lap: 11	Aron CANET	1'40.640	158.2 Km/h
Best Race Lap:	2021	Sam LOWES	1'41.313	157.1 Km/h
All Time Lap Record:	2023	Aron CANET	1'40.640	158.2 Km/h

The results are provisional until the end of the limit for protest and appeals.

Time limit for protest expires 30' after publication of the results - Time:

These data/results cannot be reproduced, stored and/or transmitted in whole or in part by any manner of electronic, mechanical, photocopying, recording, broadcasting or otherwise now known or herein after developed without the previous express consent by the copyright owner, except for reproduction in daily press and regular printed publications on sale to the public within 60 days of the event related to those data/results and always provided that copyright symbol appears together as follows below.

© DORNA, 2023

Official MotoGP Timing by TISSOT
www.motogp.com

Jerez de la Frontera, Saturday, April 29, 2023

moto2™




GRAN PREMIO MotoGP™ GURU BY GRYFYN DE ESPAÑA

Practice Nr. 3

Combined Practice Times

11

	Rider	Nation	Team	MOTORCYCLE	P1	P2	P3	Gap				
1	40 A.CANET	SPA	Pons Wegow Los40	KALEX	1'42.018	4	1'42.314	2	1'40.640	11		
2	37 P.ACOSTA	SPA	Red Bull KTM Ajo	KALEX	1'41.497	12	1'42.079	15	1'40.696	11	0.056	0.056
3	22 S.LOWES	GBR	Elf Marc VDS Racing Team	KALEX	1'41.170	16	1'42.380	6	1'40.989	11	0.349	0.293
4	75 A.ARENAS	SPA	Red Bull KTM Ajo	KALEX	1'41.907	14	1'42.746	9	1'41.006	13	0.366	0.017
5	21 A.LOPEZ	SPA	CAG SpeedUp	BOSCOSCURO	1'41.489	17	1'42.605	5	1'41.170	13	0.530	0.164
6	96 J.DIXON	GBR	Autosolar GASGAS Aspar M2	KALEX	1'41.634	13	1'42.999	13	1'41.341	4	0.701	0.171
7	11 S.GARCIA	SPA	Pons Wegow Los40	KALEX	1'42.454	17	1'43.273	3	1'41.359	11	0.719	0.018
8	12 F.SALAC	CZE	QJMOTOR Gresini Moto2	KALEX	1'42.113	17	1'43.004	5	1'41.383	6	0.743	0.024
9	35 S.CHANTRA	THA	IDEMITSU Honda Team Asia	KALEX	1'41.400	18	1'42.690	10	1'41.461	11	0.760	0.017
10	13 C.VIETTI	ITA	Fantic Racing	KALEX	1'41.963	13	1'42.604	13	1'41.425	12	0.785	0.025
11	14 T.ARBOLINO	ITA	Elf Marc VDS Racing Team	KALEX	1'42.100	11	1'42.442	9	1'41.460	10	0.820	0.035
12	54 F.ALDEGUER	SPA	CAG SpeedUp	BOSCOSCURO	1'42.165	10	1'42.902	5	1'41.486	14	0.846	0.026
13	7 B.BALTUS	BEL	Fieten Olie Racing GP	KALEX	1'42.091	15	1'43.177	15	1'41.492	13	0.852	0.006
14	64 B.BENDSNEYDE	NED	Pertamina Mandalika SAG Team	KALEX	1'42.937	12	1'43.373	9	1'41.585	12	0.945	0.093
15	3 L.TULOVIC	GER	Liqui Moly Husqvarna Intact GP	KALEX	1'42.865	15	1'43.714	7	1'41.664	13	1.024	0.079
16	18 M.GONZALEZ	SPA	Correos Prepago Yamaha VR46 Ma	KALEX	1'42.430	8	1'42.825	3	1'41.719	10	1.079	0.055
17	52 J.ALCOBA	SPA	QJMOTOR Gresini Moto2	KALEX	1'42.487	14	1'43.416	4	1'41.746	13	1.106	0.027
18	71 D.FOGGIA	ITA	Italtrans Racing Team	KALEX	1'42.555	12	1'43.529	11	1'41.753	13	1.113	0.007
19	79 A.OGURA	JPN	IDEMITSU Honda Team Asia	KALEX	1'42.160	12	1'42.873	3	1'41.758	11	1.118	0.005
20	84 Z.VD GOORBERG	NED	Fieten Olie Racing GP	KALEX	1'42.619	8	1'43.206	4	1'41.774	11	1.134	0.016
21	16 J.ROBERTS	USA	Italtrans Racing Team	KALEX	1'42.140	10	1'43.957	4	1'41.918	11	1.278	0.144
22	8 S.AGIUS	AUS	Liqui Moly Husqvarna Intact GP	KALEX	1'43.588	16	1'43.603	12	1'41.963	12	1.323	0.045
23	4 S.KELLY	USA	American Racing	KALEX	1'43.321	18	1'43.764	3	1'42.146	12	1.506	0.183
24	72 B.GOMEZ	SPA	Fantic Racing	KALEX	1'43.302	13	1'43.256	12	1'42.270	12	1.630	0.124
25	24 M.RAMIREZ	SPA	Forward Team	FORWARD	1'43.024	16	1'43.615	3	1'42.279	13	1.639	0.009
26	19 L.DALLA PORTA	ITA	Pertamina Mandalika SAG Team	KALEX	1'43.367	12	1'43.399	9	1'42.382	12	1.742	0.103
27	33 R.SKINNER	GBR	American Racing	KALEX	1'43.267	16	1'43.918	5	1'42.521	4	1.881	0.139
28	28 I.GUEVARA	SPA	Autosolar GASGAS Aspar M2	KALEX	1'43.186	17	1'44.069	17	1'42.891	13	2.251	0.370
29	17 A.ESCRIG	SPA	Forward Team	FORWARD	1'43.532	14	1'44.898	7	1'43.441	7	2.801	0.550
30	2 S.MINAMIMOTO	JPN	Correos Prepago Yamaha VR46 Ma	KALEX	1'45.371	19	1'44.931	11	1'43.673	3	3.033	0.232

Pole Position Record:	2021	Remy GARDNER	1'40.667	158.1 Km/h
Best Race Lap:	2021	Sam LOWES	1'41.313	157.1 Km/h
All Time Lap Record:	2023	Aron CANET	1'40.640	158.2 Km/h

The results are provisional until the end of the limit for protest and appeals.

Time limit for protest expires 60' after publication of the results - Time:

These data/results cannot be reproduced, stored and/or transmitted in whole or in part by any manner of electronic, mechanical, photocopying, recording, broadcasting or otherwise now known or herein after developed without the previous express consent by the copyright owner, except for reproduction in daily press and regular printed publications on sale to the public within 60 days of the event related to those data/results and always provided that copyright symbol appears together as follows below.

© DORNA, 2023

Official MotoGP Timing by TISSOT
www.motogp.com

Jerez de la Frontera, Saturday, April 29, 2023





GRAN PREMIO MotoGP™ GURU BY GRYFYN DE ESPAÑA

Practice Nr. 3

Top Speed & Average

12



Rider	Nation	Motorcycle	Top 5 speeds					Average	Top
11 Sergio GARCIA	SPA	KALEX	252.3	249.4	248.2	247.7	247.1	248.3	252.3
12 Filip SALAC	CZE	KALEX	251.1	246.0	246.0	246.0	246.0	247.0	251.1
37 Pedro ACOSTA	SPA	KALEX	251.1	249.4	249.4	249.4	248.8	249.3	251.1
96 Jake DIXON	GBR	KALEX	251.1	248.2	248.2	247.7	246.5	247.8	251.1
18 Manuel GONZALEZ	SPA	KALEX	250.5	248.8	248.8	248.2	247.7	248.5	250.5
8 Senna AGIUS	AUS	KALEX	250.0	248.8	247.7	246.0	246.0	247.7	250.0
19 Lorenzo DALLA PORTA	ITA	KALEX	250.0	249.4	249.4	248.2	247.1	248.5	250.0
13 Celestino VIETTI	ITA	KALEX	249.4	248.8	248.2	247.7	247.7	248.4	249.4
24 Marcos RAMIREZ	SPA	FORWARD	249.4	247.1	246.5	246.5	246.5	247.2	249.4
54 Fermín ALDEGUER	SPA	BOSCOSCURO	249.4	246.0	246.0	245.4	245.4	246.1	249.4
3 Lukas TULOVIC	GER	KALEX	248.8	248.2	248.2	248.2	248.2	248.3	248.8
14 Tony ARBOLINO	ITA	KALEX	248.8	248.2	247.7	247.1	246.5	247.7	248.8
71 Dennis FOGGIA	ITA	KALEX	248.8	248.2	247.7	247.7	247.7	248.0	248.8
75 Albert ARENAS	SPA	KALEX	248.8	247.7	247.7	247.7	247.7	247.9	248.8
79 Ai OGURA	JPN	KALEX	248.8	248.8	248.2	247.7	246.5	248.0	248.8
7 Barry BALTUS	BEL	KALEX	248.2	247.7	247.1	246.5	245.4	246.7	248.2
35 Somkiat CHANTRA	THA	KALEX	248.2	247.1	247.1	247.1	246.5	247.1	248.2
40 Aron CANET	SPA	KALEX	248.2	247.1	246.0	246.0	246.0	246.6	248.2
52 Jeremy ALCOBA	SPA	KALEX	248.2	247.1	247.1	246.5	246.5	247.0	248.2
72 Borja GOMEZ	SPA	KALEX	247.7	246.0	246.0	246.0	246.0	246.3	247.7
2 Soichiro MINAMIMOTO	JPN	KALEX	247.1	246.5	246.0	245.4	244.8	246.0	247.1
17 Alex ESCRIG	SPA	FORWARD	247.1	246.5	246.0	245.4	245.4	246.1	247.1
22 Sam LOWES	GBR	KALEX	247.1	246.5	246.5	246.0	246.0	246.3	247.1
84 Zonta VD GOORBERGH	NED	KALEX	247.1	247.1	247.1	247.1	246.5	246.8	247.1
28 Izan GUEVARA	SPA	KALEX	246.5	246.5	246.5	246.5	246.0	246.4	246.5
16 Joe ROBERTS	USA	KALEX	246.0	245.4	245.4	244.8	243.7	245.1	246.0
21 Alonso LOPEZ	SPA	BOSCOSCURO	246.0	246.0	245.4	244.8	244.8	245.3	246.0
64 Bo BENDSNEYDER	NED	KALEX	246.0	245.4	245.4	244.8	244.8	245.2	246.0
4 Sean Dylan KELLY	USA	KALEX	245.4	245.4	244.8	244.8	244.8	245.0	245.4
33 Rory SKINNER	GBR	KALEX	244.8	244.8	244.3	243.7	243.7	244.3	244.8

These data/results cannot be reproduced, stored and/or transmitted in whole or in part by any manner of electronic, mechanical, photocopying, recording, broadcasting or otherwise now known or herein after developed without the previous express consent by the copyright owner, except for reproduction in daily press and regular printed publications on sale to the public within 60 days of the event related to those data/results and always provided that copyright symbol appears together as follows below.

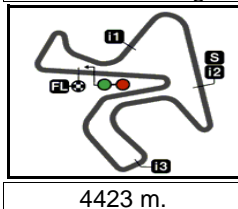
© DORNA, 2023

Official MotoGP Timing by TISSOT
www.motogp.com





Jerez de la Frontera, Saturday, April 29, 2023



* Lap / Sector time cancelled T1 Time from finish line to 1st intermediate T3 Time from 2nd intermed. to 3rd intermed.
 P Crossing the finish line in pit lane T2 Time from 1st intermed. to 2nd intermed. T4 Time from 3rd intermediate to finish line

Lap	Lap Time	T1	T2	T3	T4	Speed	Lap	Lap Time	T1	T2	T3	T4	Speed														
1st 40 Aron CANET Pons Wegow Los40 SPA Runs=2 Total laps=13 Full laps=10 Valid laps=10							13	1'48.685	29.893	15.491	31.084	32.217	242.6	14	1'41.218	25.155	15.134	29.916	31.013	246.0	15	1'41.537	25.162	15.182	30.001	31.192	245.4
1	2'53.512	29.582	15.565	31.383	32.034	243.7	4th	75 Albert ARENAS	Red Bull KTM Ajo SPA	1	2'23.139	30.175	15.922	33.603	32.353	243.7											
2	1'42.276	25.492	15.141	30.361	31.282	246.0	2	1'44.131	25.843	15.297	31.150	31.841	247.1														
3	1'42.045	25.312	15.110	30.398	31.225	247.1	3	1'43.598	25.994	15.211	30.860	31.533	248.8														
4	1'41.983	25.227	15.078	30.393	31.285	248.2	4	1'42.850	25.547	15.284	30.698	31.321	246.0														
5	1'41.959	25.249	15.212	30.246	31.252	244.3	5	1'42.332	25.407	15.213	30.561	31.151	247.7														
6	1'41.749	25.227	15.153	30.318	31.051	244.8	6	1'41.779	25.279	15.180	30.297	31.023	246.5														
7	1'41.844	25.230	15.155	30.340	31.119	244.8	7	1'40.279 P	26.349	15.603	30.568	27.759	242.6														
8	1'45.710 P	27.028	15.987	32.747	29.948	234.7	8	1'48.072	30.435	15.432	30.816	31.389	243.7														
9	1'50.082	33.242	15.140	30.269	31.431	245.4	9	1'41.274	25.195	15.125	30.103	30.851	246.5														
10	1'40.965	25.033	15.076	29.968	30.888	245.4	10	1'41.149	25.047	15.115	30.044	30.943	247.1														
11	1'40.640	24.951	15.004	29.927	30.758	246.0	11	1'41.269	25.060	15.143	30.024	31.042	247.7														
12	1'41.695	25.229	15.037	30.406	31.023	246.0	12	1'41.268	25.117	15.102	30.050	30.999	247.7														
13	1'42.257	25.097	15.153	30.189	31.818	246.0	13	1'41.006	25.071	15.038	29.994	30.903	247.7														
2nd 37 Pedro ACOSTA Red Bull KTM Ajo SPA Runs=2 Total laps=13 Full laps=10 Valid laps=10							14	1'47.164	27.474	15.650	31.464	32.576	241.0														
1	2'50.400	29.674	15.639	30.949	31.663	247.1	5th 21 Alonso LOPEZ CAG SpeedUp SPA Runs=2 Total laps=16 Full laps=13 Valid laps=12																				
2	1'42.342	25.419	15.315	30.291	31.317	251.1	1	1'50.501	27.745	15.716	31.261	31.988	235.2														
3	1'42.109	25.390	15.177	30.295	31.247	249.4	2	1'43.334	25.865	15.312	30.589	31.568	242.6														
4	1'41.466	25.063	15.126	30.102	31.175	248.2	3	1'42.370	25.387	15.252	30.354	31.377	243.7														
5	1'41.648	25.148	15.192	30.074	31.234	248.8	4	1'42.499	25.411	15.330	30.327	31.431	243.2														
6	1'37.712 P	25.014	15.139	30.052	27.507	249.4	5	1'42.302	25.448	15.238	30.341	31.275	243.7														
7	1'49.135	29.785	15.837	31.487	32.026	244.8	6	1'42.117	25.355	15.216	30.257	31.289	244.8														
8	1'41.170	25.047	15.106	29.918	31.099	248.8	7	1'47.837	26.921	16.337	32.072	32.507	235.2														
9	1'40.912	24.938	15.062	29.848	31.064	249.4	8	1'41.904	25.241	15.146	30.249	31.268	244.8														
10	1'40.780	24.944	15.083	29.711	31.042	248.8	9	1'48.921	28.823	15.498	32.140	32.460	240.5														
11	1'40.696	24.864	15.148	29.730	30.954	247.7	10	1'42.080	25.342	15.190	30.254	31.294	244.8														
12	1'46.063	26.756	15.708	31.448	32.151	237.8	11	1'43.551 P	27.136	15.688	32.387	28.340	235.8														
13	1'40.769	24.908	15.089	29.763	31.009	248.8	12	1'48.005	29.986	15.803	30.795	31.421	238.9														
3rd 22 Sam LOWES Elf Marc VDS Racing GBR Runs=2 Total laps=15 Full laps=12 Valid laps=11							13	1'41.170	25.143	15.060	29.895	31.072	246.0														
1	2'35.286	30.244	16.532	32.341	31.868	231.7	14	1'42.072	25.551	15.190	30.124	31.207	245.4														
2	1'42.352	25.448	15.222	30.372	31.310	244.3	15	1'41.554	25.116	15.236	30.036	31.166	243.7														
3	1'41.632	25.120	15.198	30.077	31.237	245.4	16	1'41.687 *	25.11*	15.163	30.132	31.278	246.0														
4	1'41.861	25.359	15.276	30.059	31.167	245.4	6th 96 Jake DIXON Autosolar GASGAS A GBR Runs=2 Total laps=13 Full laps=10 Valid laps=10																				
5	1'45.075	27.318	15.500	30.555	31.702	243.7	1	2'44.522	28.452	15.512	30.887	32.207	244.8														
6	1'41.665	25.189	15.124	30.109	31.243	246.5	2	1'43.034	25.291	15.100	30.560	32.083	248.2														
7	1'40.261 P	25.208	15.180	30.870	29.003	246.5	3	1'43.770	26.119	15.412	30.345	31.894	244.8														
8	1'47.761	29.989	15.586	30.778	31.408	242.6	4	1'41.341	25.087	15.160	30.045	31.049	247.7														
9	1'41.936	25.120	15.088	30.212	31.516	246.0	Fastest Lap: Aron CANET Pons Wegow Los40 SPA 1'40.640 24.951 15.004 29.927 30.758																				
10	1'41.263 *	25.084	15.188	29.956	31.035*	246.0																					
11	1'40.989	24.923	15.077	29.941	31.048	246.0																					
12	1'41.325	25.088	15.141	30.056	31.040	247.1																					

These data/results cannot be reproduced, stored and/or transmitted in whole or in part by any manner of electronic, mechanical, photocopying, recording, broadcasting or otherwise now known or herein after developed without the previous express consent by the copyright owner, except for reproduction in daily press and regular printed publications on sale to the public within 60 days of the event related to those data/results and always provided that copyright symbol appears together as follows below.
 © DORNA, 2023



Practice Nr. 3

Moto2

Lap	Lap Time	T1	T2	T3	T4	Speed	Lap	Lap Time	T1	T2	T3	T4	Speed			
5	1'41.820	25.133	15.199	30.149	31.339	248.2	7	1'47.417 P	28.610	16.883	32.298	29.626	215.1			
6	1'42.825	25.217	15.081	30.298	32.229	251.1	8	1'47.395	29.427	15.583	30.838	31.547	243.7			
7	1'41.910	25.224	15.178	30.227	31.281	246.5	9	1'41.814 *	25.32 *	15.169	30.226	31.096	246.5			
8	1'41.781	25.200	15.211	30.166	31.204	246.5	10	1'41.697	25.237	15.136	30.241	31.083	246.0			
9	1'38.006 P	25.191	15.271	30.229	27.315	244.3	11	1'41.560	25.158	15.180	30.174	31.048	246.5			
10	1'50.956	33.315	15.495	30.579	31.567	242.6	12	1'41.425	25.165	15.154	30.065	31.041	245.4			
11	1'42.979	25.310	15.250	30.521	31.898	246.5	13	1'41.601	25.029	15.268	30.199	31.105	240.0			
12	1'43.238	25.979	15.234	30.570	31.455	246.0	10th 14 Tony ARBOLINO Elf Marc VDS Racing ITA									
13	1'41.957	25.248	15.256	30.198	31.255	246.0	Runs=2	Total laps=14	Full laps=11	Valid laps=10						
7th 11 Sergio GARCIA Pons Wegow Los40 SPA							1	2'50.926	29.589	15.864	30.974	31.645	243.7			
Runs=2	Total laps=15	Full laps=12	Valid laps=10	2	1'42.378	25.386	15.181	30.477	31.334	248.8						
1	1'56.935	28.230	15.470	31.118	31.662	243.7	3	1'42.289	25.357	15.190	30.451	31.291	248.2			
2	1'42.458 *	25.648	15.115	30.407	31.288*	247.1	4	1'42.409	25.437	15.254	30.307	31.411	245.4			
3	1'41.847	25.332	15.095	30.308	31.112	246.5	5	1'41.945	25.324	15.200	30.115	31.306	247.7			
4	1'41.807	25.335	15.065	30.289	31.118	247.1	6	1'41.801	25.185	15.173	30.168	31.275	246.5			
5	1'44.020	25.333	15.522	31.709	31.456	246.0	7	1'50.264 P	30.547	17.093	32.972	29.652	213.0			
6	1'42.457 *	25.485	15.166	30.437*	31.369	247.1	8	1'46.826	29.302	15.492	30.490	31.542	243.2			
7	1'42.474	25.474	15.179	30.186	31.635	247.1	9	1'41.760 *	25.193	15.231	30.052	31.284*	245.4			
8	1'42.520	25.460	15.236	30.465	31.359	246.0	10	1'41.460	25.118	15.154	29.990	31.198	246.0			
9	1'43.775 P	27.500	15.653	31.910	28.712	244.8	11	1'44.870	27.232	15.367	30.457	31.814	242.1			
10	1'51.234	28.657	15.391	32.617	34.569	243.7	12	1'47.590	25.218	15.147	32.087	35.138	247.1			
11	1'41.359	25.225	15.072	30.067	30.995	246.5	13	1'41.996	25.308	15.284	30.153	31.251	244.8			
12	1'47.006	25.324	15.085	33.547	33.050	247.7	14	1'42.521	25.346	15.338	30.385	31.452	246.0			
13	1'41.807	25.275	15.031	30.380	31.121	252.3	11th 35 Somkiat CHANTRA IDEMITSU Honda Tea THA									
14	1'41.477	25.236	15.111	30.203	30.927	248.2	Runs=2	Total laps=13	Full laps=10	Valid laps=8						
15	1'41.636	25.348	15.063	30.165	31.060	249.4	1	2'43.226	29.735	15.715	31.882	32.597	244.3			
8th 12 Filip SALAC QJMOTOR Gresini M CZE							2	1'42.988	25.750	15.188	30.491	31.559	248.2			
Runs=2	Total laps=17	Full laps=14	Valid laps=12	3	1'42.996	25.564	15.287	30.565	31.580	247.1						
1	2'25.953 *	35.556	15.977	32.198	39.699*	242.1	4	1'42.113 *	25.267	15.128	30.298	31.420*	247.1			
2	1'42.314	25.573	15.248	30.300	31.193	245.4	5	1'42.116	25.351	15.156	30.230	31.379	247.1			
3	1'41.503	25.210	15.028	30.197	31.068	251.1	6	1'42.096	25.298	15.120	30.283	31.395	246.5			
4	1'41.467	25.183	15.133	30.074	31.077	246.0	7	1'44.397 P	27.888	15.578	31.595	29.336	244.3			
5	1'41.417	25.181	15.140	30.020	31.076	246.0	8	1'52.500	31.283	15.882	31.984	33.351	241.0			
6	1'41.383	25.110	15.117	30.057	31.099	246.0	9	1'42.413 *	25.405	15.247	30.257*	31.504	244.8			
7	1'47.584 P	30.889	15.633	31.404	29.658	244.8	10	1'41.873	25.222	15.185	30.074	31.392	246.5			
8	1'47.187	28.963	15.603	31.001	31.620	244.3	11	1'41.461	25.187	15.086	29.935	31.253	246.0			
9	1'41.959	25.301	15.168	30.211	31.279	245.4	12	1'41.703	25.267	15.111	30.093	31.232	246.0			
10	1'41.912	25.258	15.225	30.033	31.396	246.0	13	1'41.486	25.207	15.098	30.019	31.162	245.4			
11	1'41.801	25.143	15.220	30.150	31.288	244.3	12th 54 Fermín ALDEGUER CAG SpeedUp SPA									
12	1'44.819 *	25.276	15.247	30.315*	33.981	243.7	Runs=2	Total laps=15	Full laps=12	Valid laps=11						
13	1'41.956	25.198	15.236	30.208	31.314	244.8	1	2'14.411	29.748	15.873	31.419	31.860	239.4			
14	1'44.922 *	25.389	15.434	31.872	32.227*	243.2	2	1'42.681	25.698	15.353	30.370	31.260	245.4			
15	1'46.789	25.358	15.311	31.083	35.037	244.3	3	1'42.119	25.256	15.326	30.252	31.285	245.4			
16	1'43.058	25.304	15.411	30.510	31.833	243.2	4	1'41.989	25.347	15.236	30.228	31.178	246.0			
17	1'42.322	25.331	15.249	30.361	31.381	244.8	5	1'41.784	25.173	15.256	30.179	31.176	243.7			
9th 13 Celestino VIETTI Fantic Racing ITA							6	1'41.774	25.103	15.182	30.265	31.224	244.3			
Runs=2	Total laps=13	Full laps=10	Valid laps=9	7	1'48.401	28.673	16.146	31.964	31.618	236.8						
1	2'52.300 *	28.989	15.528	30.938	31.757*	245.4	8	1'42.173 *	25.168	15.208	30.162	31.635*	245.4			
2	1'42.913	25.623	15.207	30.627	31.456	248.2	9	1'41.746	25.172	15.251	30.228	31.095	246.0			
3	1'42.286	25.443	15.196	30.379	31.268	247.7	10	1'39.449 P	25.14*	15.311	31.668*	27.326	244.8			
4	1'42.424	25.352	15.150	30.349	31.573	248.8	11	1'48.122	28.997	15.286	32.214	31.625	245.4			
5	1'42.194	25.417	15.128	30.406	31.243	249.4	12	1'41.822	25.288	15.227	30.187	31.120	244.8			
6	1'42.134	25.348	15.169	30.376	31.241	247.7	13	1'41.655	25.165	15.225	30.098	31.167	244.8			

Fastest Lap: Aron CANET Pons Wegow Los40 SPA **1'40.640** 24.951 15.004 29.927 30.758

These data/results cannot be reproduced, stored and/or transmitted in whole or in part by any manner of electronic, mechanical, photocopying, recording, broadcasting or otherwise now known or herein after developed without the previous express consent by the copyright owner, except for reproduction in daily press and regular printed publications on sale to the public within 60 days of the event related to those data/results and always provided that copyright symbol appears together as follows below.
© DORNA, 2023

Practice Nr. 3

Moto2

Lap	Lap Time	T1	T2	T3	T4	Speed	Lap	Lap Time	T1	T2	T3	T4	Speed
14	1'41.486	25.123	15.223	29.992	31.148	245.4	3	1'42.826	25.592	15.134	30.659	31.441	248.8
15	1'41.880	25.194	15.225	30.097	31.364	249.4	4	1'50.796 *	32.45 *	15.488	31.246	31.607	246.0
13th 7 Barry BALTUS Fieten Olie Racing GP BEL Runs=2 Total laps=13 Full laps=10 Valid laps=9							5	1'42.520 *	25.388	15.206	30.484	31.442 *	247.7
1	2'14.676	30.542	16.189	31.294	31.842	242.1	6	1'54.268	28.829	15.586	32.554	37.299	244.8
2	1'42.567	25.696	15.161	30.550	31.160	247.1	7	1'38.405 P	25.571	15.178	30.568	27.088	248.2
3	1'42.191	25.367	15.100	30.564	31.160	246.5	8	1'49.645 *	31.729	15.347	30.683 *	31.886	243.7
4	1'42.226	25.342	15.120	30.512	31.252	247.7	9	1'46.589	25.262	15.099	30.287	35.941	247.7
5	1'41.746	25.193	15.203	30.223	31.127	245.4	10	1'41.719	25.262	15.055	30.166	31.236	247.1
6	1'41.983	25.162	15.164	30.387	31.270	245.4	11	1'56.833	29.108	16.242	31.673	39.810	248.8
7	1'41.705 P	26.746	15.618	31.135	28.206	238.4	12	1'49.026 *	25.26 *	15.053	31.345	37.360	247.7
8	1'53.126 *	34.623	15.815	31.176 *	31.512	242.6	13	1'42.078	25.353	15.154	30.318	31.253	246.5
9	1'41.990	25.339	15.180	30.354	31.117	248.2	17th 52 Jeremy ALCOBA QJMOTOR Gresini M SPA Runs=2 Total laps=14 Full laps=11 Valid laps=11						
10	1'41.597 *	25.14 *	15.145	30.162	31.143 *	243.7	1	2'30.252	29.725	15.748	31.279	31.939	242.1
11	1'41.558	25.162	15.167	30.107	31.122	244.8	2	1'43.421	25.776	15.306	30.776	31.563	244.8
12	1'41.525	25.110	15.188	30.112	31.115	244.3	3	1'42.909	25.561	15.298	30.581	31.469	246.0
13	1'41.492	25.097	15.219	30.154	31.022	243.7	4	1'42.710	25.494	15.304	30.454	31.458	246.5
14th 64 Bo BENDSNEYDER Pertamina Mandalika NED Runs=2 Total laps=14 Full laps=11 Valid laps=11							5	1'42.803	25.519	15.341	30.527	31.416	246.0
1	2'20.804	29.002	15.542	31.165	31.792	243.2	6	1'42.231	25.412	15.254	30.370	31.195	247.1
2	1'42.973	25.524	15.333	30.579	31.537	244.8	7	1'42.442	25.409	15.210	30.396	31.427	248.2
3	1'42.418	25.426	15.227	30.430	31.335	245.4	8	1'39.957 P	25.669	15.365	30.928 *	27.995	243.7
4	1'42.495	25.453	15.241	30.341	31.460	244.8	9	1'51.205	28.864	15.633	30.853	35.855	241.0
5	1'42.591	25.504	15.322	30.349	31.416	245.4	10	1'42.423	25.469	15.258	30.361	31.335	245.4
6	1'42.266	25.436	15.217	30.336	31.277	246.0	11	1'42.001	25.284	15.226	30.199	31.292	247.1
7	1'42.180	25.379	15.216	30.310	31.275	244.3	12	1'42.105	25.253	15.231	30.280	31.341	246.5
8	1'44.625 P	27.343	15.818	31.754	29.710	236.3	13	1'41.746	25.190	15.219	30.145	31.192	246.0
9	1'46.840	29.879	15.377	30.289	31.295	241.0	14	1'42.379	25.303	15.217	30.331	31.528	246.5
10	1'41.810	25.271	15.174	30.137	31.228	244.3	18th 71 Dennis FOGGIA Italtrans Racing Team ITA Runs=2 Total laps=15 Full laps=12 Valid laps=12						
11	1'41.771	25.308	15.152	30.093	31.218	244.3	1	2'15.715	29.098	16.084	31.711	32.157	244.8
12	1'41.585	25.210	15.139	30.075	31.161	244.8	2	1'44.051	25.998	15.394	30.740	31.919	245.4
13	1'41.880	25.284	15.224	30.151	31.221	244.3	3	1'43.348	25.957	15.298	30.504	31.589	247.1
14	1'41.656	25.236	15.202	30.082	31.136	244.3	4	1'43.082	25.661	15.282	30.562	31.577	247.7
15th 3 Lukas TULOVIC Liqui Moly Husqvarna GER Runs=2 Total laps=13 Full laps=10 Valid laps=9							5	1'43.091	25.582	15.303	30.607	31.599	246.5
1	2'41.900	29.678	15.826	31.478	32.169	242.1	6	1'42.681	25.512	15.248	30.406	31.515	246.5
2	1'42.734	25.597	15.303	30.442	31.392	247.1	7	1'42.566	25.483	15.289	30.325	31.469	246.5
3	1'44.808	27.222	15.268	30.667	31.651	248.8	8	1'42.681	25.489	15.239	30.466	31.487	247.1
4	1'42.576 *	25.47 *	15.427	30.330	31.341	248.2	9	1'39.990 P	25.433	15.344	31.450	27.763	245.4
5	1'42.185	25.324	15.227	30.363	31.271	247.7	10	1'46.759	27.753	15.566	30.507	32.933	243.7
6	1'42.264	25.337	15.199	30.220	31.508	248.2	11	1'41.934	25.400	15.090	30.226	31.218	248.8
7	1'42.043 P	28.326	15.472	30.840	27.405	247.1	12	1'41.996	25.446	15.111	30.212	31.227	248.2
8	1'55.937	28.335	15.694	35.974	35.934	235.8	13	1'41.753	25.335	15.145	30.222	31.051	247.1
9	1'42.472	25.440	15.157	30.410	31.465	248.2	14	1'42.003	25.321	15.119	30.387	31.176	247.7
10	1'41.872	25.291	15.163	30.140	31.278	248.2	15	1'42.724	25.373	15.130	30.498	31.723	247.7
11	1'41.867	25.289	15.122	30.163	31.293	247.7	19th 79 Ai OGURA IDEMITSU Honda Tea JPN Runs=2 Total laps=13 Full laps=10 Valid laps=5						
12	1'41.785	25.246	15.229	30.135	31.175	246.5	1	2'49.934	30.008	16.202	32.079	32.484	230.7
13	1'41.664	25.218	15.145	30.147	31.154	248.2	2	1'43.746 *	25.736	15.419	30.965	31.626 *	243.7
16th 18 Manuel GONZALEZ Correos Prepagó Yam SPA Runs=2 Total laps=13 Full laps=10 Valid laps=7							3	1'42.524	25.499	15.271	30.441	31.313	248.8
1	2'14.916	29.512	16.120	31.446	31.840	245.4	4	1'44.509 *	25.313	15.347	32.415 *	31.434	248.8
2	1'42.991	25.706	15.106	30.759	31.420	250.5	5	1'42.425	25.457	15.265	30.331	31.372	247.7
Fastest Lap: Aron CANET Pons Wegow Los40 SPA 1'40.640 24.951 15.004 29.927 30.758													

These data/results cannot be reproduced, stored and/or transmitted in whole or in part by any manner of electronic, mechanical, photocopying, recording, broadcasting or otherwise now known or herein after developed without the previous express consent by the copyright owner, except for reproduction in daily press and regular printed publications on sale to the public within 60 days of the event related to those data/results and always provided that copyright symbol appears together as follows below.
© DORNA, 2023

Practice Nr. 3

Moto2

Lap	Lap Time	T1	T2	T3	T4	Speed	Lap	Lap Time	T1	T2	T3	T4	Speed	
8	1'50.498	31.646	15.725	31.249	31.878	242.1	23rd 4 Sean Dylan KELLY Runs=2 Total laps=15 Full laps=12 Valid laps=12 American Racing USA	1	1'50.972	28.367	15.623	31.099	31.968	241.6
9	1'41.809	25.243	15.270	30.223	31.073	244.8		2	1'43.232	25.645	15.275	30.634	31.678	245.4
10	1'41.806	25.191	15.292	30.107	31.216	244.8		3	1'42.911	25.554	15.217	30.615	31.525	244.8
11	1'41.758	25.156	15.258	30.139	31.205	246.0		4	1'42.890	25.470	15.291	30.551	31.578	244.8
12	1'45.065 *	25.16*	17.221	31.268	31.413	212.1		5	1'45.110	25.537	15.298	30.714	33.561	244.8
13	1'41.903 *	25.183	15.239	30.202	31.279*	246.5		6	1'43.158	25.565	15.220	30.679	31.694	245.4
20th 84 Zonta VD GOORBE Fieten Olie Racing GP NED Runs=2 Total laps=14 Full laps=11 Valid laps=10								7	1'44.181	25.583	15.371	30.742	32.485	243.7
1	1'54.298	29.052	15.835	31.722	32.104	241.6		8	1'42.714	25.513	15.293	30.457	31.451	244.8
2	1'43.548	25.842	15.295	30.881	31.530	244.8		9	1'40.783 P	25.977	15.460	31.454	27.892	243.7
3	1'42.789	25.514	15.247	30.601	31.427	244.8		10	1'56.581	31.543	17.282	32.393	35.363	234.7
4	1'42.129	25.316	15.172	30.445	31.196	246.0		11	1'42.200	25.309	15.216	30.310	31.365	243.7
5	1'41.951	25.173	15.225	30.301	31.252	245.4		12	1'42.146	25.247	15.198	30.271	31.430	244.8
6	1'46.649	25.250	15.214	34.126	32.059	245.4		13	1'47.905	25.322	16.602	31.932	34.049	238.9
7	1'41.658 P	25.432	15.172	32.183	28.871	246.5		14	1'42.202	25.263	15.228	30.273	31.438	243.2
8	1'48.147	28.930	15.621	31.283	32.313	241.0		15	1'49.424	25.496	15.436	35.072	33.420	241.6
9	1'42.798	25.608	15.187	30.477	31.526	246.5	24th 72 Borja GOMEZ Fantic Racing SPA Runs=2 Total laps=14 Full laps=11 Valid laps=10							
10	1'41.905	25.302	15.080	30.294	31.229	247.1	1	2'00.059	28.618	15.579	31.148	31.910	243.2	
11	1'41.774	25.183	15.042	30.319	31.230	247.1	2	1'43.402	25.607	15.375	30.820	31.600	243.7	
12	1'41.983	25.253	15.141	30.242	31.347	247.1	3	1'43.082	25.513	15.294	30.663	31.612	246.0	
13	1'41.731 *	25.188	15.059	30.199	31.285*	246.5	4	1'42.988	25.523	15.259	30.612	31.594	243.7	
14	1'42.326	25.319	15.137	30.325	31.545	247.1	5	1'42.830	25.440	15.285	30.611	31.494	244.8	
21st 16 Joe ROBERTS Italtrans Racing Team USA Runs=2 Total laps=12 Full laps=9 Valid laps=9							6	1'42.667	25.458	15.249	30.541	31.419	245.4	
1	2'37.337	29.852	15.918	31.677	32.250	240.5	7	1'42.579	25.399	15.263	30.494	31.423	245.4	
2	1'44.323	25.815	15.406	30.964	32.138	241.6	8	1'41.163 P	26.064	15.594	31.536	27.969	239.4	
3	1'43.302	25.628	15.329	30.692	31.653	243.7	9	1'48.553	30.396	15.584	31.002	31.571	243.2	
4	1'44.424	26.180	15.491	30.968	31.785	242.6	10	1'42.484	25.385	15.173	30.549	31.377	247.7	
5	1'43.573	25.715	15.413	30.764	31.681	242.1	11	1'42.556	25.315	15.263	30.531	31.447	246.0	
6	1'54.304	31.218	18.654	32.767	31.665	114.4	12	1'42.270	25.321	15.218	30.394	31.337	246.0	
7	1'42.773 P	25.970	15.513	31.062	30.228	243.2	13	1'46.315 *	25.72*	15.628	31.378	33.581	241.0	
8	1'50.581 *	32.057	15.644	31.224	31.656*	239.4	14	1'42.579	25.417	15.318	30.437	31.407	246.0	
9	1'42.307	25.353	15.274	30.342	31.338	244.8	25th 24 Marcos RAMIREZ Forward Team SPA Runs=2 Total laps=13 Full laps=10 Valid laps=10							
10	1'41.970	25.182	15.210	30.345	31.233	245.4	1	2'17.878	31.001	16.097	36.560	38.223	240.5	
11	1'41.918	25.268	15.194	30.281	31.175	246.0	2	1'44.270	25.911	15.520	31.072	31.767	246.0	
12	1'42.017	25.303	15.189	30.326	31.199	245.4	3	1'42.936	25.523	15.357	30.551	31.505	246.5	
22nd 8 Senna AGIUS Liqui Moly Husqvarna AUS Runs=2 Total laps=14 Full laps=11 Valid laps=10							4	1'42.866	25.410	15.237	30.737	31.482	249.4	
1	2'30.565	29.394	15.876	31.357	31.860	241.6	5	1'42.656	25.311	15.340	30.518	31.487	244.8	
2	1'43.892	25.852	15.462	30.966	31.612	243.7	6	1'42.693	25.305	15.313	30.500	31.575	246.5	
3	1'43.109	25.657	15.373	30.578	31.501	244.8	7	1'48.516 P	27.941	16.813	34.490	29.272	222.2	
4	1'43.321	25.595	15.422	30.679	31.625	244.8	8	2'01.736	34.226	22.313	33.113	32.084	165.3	
5	1'43.125	25.575	15.424	30.543	31.583	244.8	9	1'54.532	25.489	15.368	31.175	42.500	243.2	
6	1'43.044	25.506	15.391	30.755	31.392	245.4	10	1'42.768	25.417	15.299	30.399	31.653	246.5	
7	1'42.880	25.471	15.382	30.534	31.493	245.4	11	1'43.405	25.579	15.242	30.280	32.304	247.1	
8	1'41.049 P	25.523	15.760	31.994	27.772	244.3	12	1'42.285	25.336	15.280	30.390	31.279	245.4	
9	1'56.021	28.339	15.614	36.028	36.040	242.1	13	1'42.279	25.273	15.301	30.338	31.367	246.0	
10	1'42.316	25.541	15.142	30.196	31.437	248.8	26th 19 Lorenzo DALLA PO Pertamina Mandalika ITA Runs=2 Total laps=12 Full laps=9 Valid laps=9							
11	1'41.972 *	25.287	15.162	30.239	31.284*	250.0	1	2'16.756	37.641	15.974	32.572	32.237	244.3	
12	1'41.963	25.339	15.209	30.212	31.203	247.7	2	1'43.856	25.767	15.336	30.984	31.769	248.2	
13	1'42.123	25.363	15.200	30.260	31.300	246.0	3	1'43.053	25.648	15.257	30.622	31.526	249.4	
14	1'42.023	25.245	15.230	30.326	31.222	246.0								

Fastest Lap: Aron CANET Pons Wegow Los40 SPA **1'40.640** 24.951 15.004 29.927 30.758

These data/results cannot be reproduced, stored and/or transmitted in whole or in part by any manner of electronic, mechanical, photocopying, recording, broadcasting or otherwise now known or herein after developed without the previous express consent by the copyright owner, except for reproduction in daily press and regular printed publications on sale to the public within 60 days of the event related to those data/results and always provided that copyright symbol appears together as follows below.
© DORNA, 2023

Practice Nr. 3

Moto2

Lap	Lap Time	T1	T2	T3	T4	Speed	Lap	Lap Time	T1	T2	T3	T4	Speed
4	1'42.748	25.506	15.205	30.657	31.380	250.0	12	1'52.063	25.944	16.565	36.274	33.280	214.2
5	1'42.976	25.507	15.258	30.709	31.502	249.4							
6	2'04.774 P	36.563	19.021	36.237	32.953	227.3							
7	1'53.021	34.789	15.526	30.848	31.858	245.4							
8	1'43.159	25.514	15.354	30.594	31.697	246.5							
9	1'42.869	25.509	15.318	30.496	31.546	247.1							
10	1'49.059	27.936	15.680	33.602	31.841	244.8							
11	1'42.951	25.487	15.315	30.566	31.583	246.0							
12	1'42.382	25.253	15.292	30.464	31.373	247.1							

30th 2 Soichiro MINAMIMO Correos Prepago Yam JPN
 Runs=1 Total laps=17 Full laps=16 Valid laps=11

1	2'16.178	33.816	16.234	32.112	32.652	242.1
2	1'44.643 *	26.175	15.319	30.939	32.210*	247.1
3	1'43.673	25.766	15.309	30.788	31.810	246.5
4	1'44.037	25.751	15.415	30.982	31.889	243.7
5	1'44.722	26.001	15.325	30.851	32.545	245.4
6	1'49.155	25.927	15.422	33.331	34.475	244.3
7	1'44.228	25.970	15.357	30.884	32.017	246.0
8	1'54.986 *	30.27*	16.730	32.125	35.853	232.2
9	1'44.613	25.910	15.448	30.952	32.303	242.6
10	1'44.203	25.790	15.432	30.944	32.037	242.6
11	1'44.546 *	25.828	15.394	30.964	32.360*	243.7
12	1'44.152 *	25.756	15.485	30.765	32.146*	243.2
13	1'51.990	29.538	16.353	31.951	34.148	232.7
14	1'52.909	27.520	15.815	32.653	36.921	241.6
15	1'47.113 *	27.016	15.460	32.501	32.136*	244.8
16	1'51.640	27.331	17.073	32.477	34.759	224.5
17	1'44.495	25.849	15.508	30.820	32.318	244.3

27th 33 Rory SKINNER American Racing GBR
 Runs=2 Total laps=14 Full laps=11 Valid laps=7

1	2'16.205	31.566	16.491	32.111	32.337	241.0
2	1'43.539	25.895	15.264	30.705	31.675	244.8
3	1'42.883	25.576	15.242	30.531	31.534	244.8
4	1'42.521	25.322	15.272	30.429	31.498	243.2
5	1'42.553	25.366	15.285	30.445	31.457	243.7
6	1'47.956	25.813	15.442	35.066	31.635	243.7
7	1'42.934 P	28.810	15.501	30.913	27.710	241.6
8	1'49.129	30.045	15.738	31.479	31.867	241.6
9	1'43.300 *	25.53*	15.329	30.540	31.898*	243.2
10	1'43.091 *	25.434	15.291	30.584	31.782*	244.3
11	1'44.314 *	25.479	15.474	30.749	32.612*	239.4
12	1'43.542 *	25.52*	15.399	30.687	31.935	242.6
13	1'43.174	25.538	15.380	30.613	31.643	242.6
14	1'43.140	25.594	15.354	30.646	31.546	241.6

28th 28 Izan GUEVARA Autosolar GASGAS A SPA
 Runs=2 Total laps=13 Full laps=10 Valid laps=10

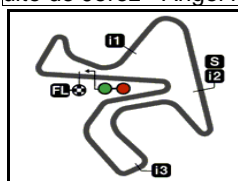
1	2'21.713	30.286	15.862	32.302	33.052	244.8
2	1'45.130	26.274	15.482	31.295	32.079	244.3
3	1'44.631	25.768	15.293	31.805	31.765	245.4
4	1'43.126	25.596	15.276	30.653	31.601	246.5
5	1'43.459	25.614	15.274	30.745	31.826	246.5
6	1'44.188	25.715	15.475	30.984	32.014	246.5
7	1'43.263	25.656	15.273	30.660	31.674	245.4
8	1'42.624 P	27.685	15.553	31.166	28.220	244.8
9	1'48.153	28.888	15.541	31.139	32.585	242.6
10	1'48.198	25.619	15.308	30.622	36.649	243.7
11	1'43.392	25.735	15.362	30.660	31.635	246.0
12	1'43.476	25.645	15.271	30.748	31.812	244.3
13	1'42.891	25.654	15.216	30.516	31.505	246.5

29th 17 Alex ESCRIG Forward Team SPA
 Runs=2 Total laps=12 Full laps=9 Valid laps=8

1	2'06.534	30.369	16.119	32.771	33.198	239.4
2	1'45.153	26.239	15.586	31.186	32.142	242.6
3	1'44.474	25.884	15.458	31.141	31.991	243.7
4	1'43.990	25.767	15.409	30.874	31.940	243.2
5	1'43.442 P	27.391	15.394	31.190	29.467	245.4
6	1'49.361	30.778	15.451	31.055	32.077	247.1
7	1'43.441	25.831	15.344	30.608	31.658	246.5
8	1'48.015	29.540	15.484	31.231	31.760	245.4
9	1'43.365 *	25.625	15.347	30.616	31.777*	246.0
10	1'47.544	26.405	15.713	32.368	33.058	241.6
11	1'43.949	25.824	15.390	30.707	32.028	243.7

Fastest Lap: Aron CANET Pons Wegow Los40 SPA **1'40.640** 24.951 15.004 29.927 30.758

These data/results cannot be reproduced, stored and/or transmitted in whole or in part by any manner of electronic, mechanical, photocopying, recording, broadcasting or otherwise now known or herein after developed without the previous express consent by the copyright owner, except for reproduction in daily press and regular printed publications on sale to the public within 60 days of the event related to those data/results and always provided that copyright symbol appears together as follows below.
 © DORNA, 2023



4423 m.

GRAN PREMIO MotoGP™ GURU BY GRYPYN DE ESPAÑA

Practice Nr. 3

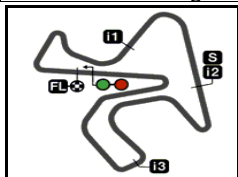
Best Partial Times

IT Ideal Lap Time, sum of the best partial times

BT Best Lap Time

T1		T2		T3		T4				IT	BT	
Pos	Rider	Time	Rider	Time	Rider	Time	Rider	Time	Pos	Rider	IT	BT
1	P.ACOSTA	24.864	A.CANET	15.004	P.ACOSTA	29.711	A.CANET	30.758	1	P.ACOSTA	1'40.591	1'40.696 (2)
2	S.LOWES	24.923	F.SALAC	15.028	A.LOPEZ	29.895	A.ARENAS	30.851	2	A.CANET	1'40.640	1'40.640 (1)
3	A.CANET	24.951	S.GARCIA	15.031	S.LOWES	29.916	S.GARCIA	30.927	3	S.LOWES	1'40.929	1'40.989 (3)
4	C.VIETTI	25.029	A.ARENAS	15.038	A.CANET	29.927	P.ACOSTA	30.954	4	A.ARENAS	1'40.930	1'41.006 (4)
5	A.ARENAS	25.047	Z.VD GOORBER	15.042	S.CHANTRA	29.935	S.LOWES	31.013	5	A.LOPEZ	1'41.143	1'41.170 (5)
6	J.DIXON	25.087	M.GONZALEZ	15.053	T.ARBOLINO	29.990	B.BALTUS	31.022	6	F.SALAC	1'41.226	1'41.383 (8)
7	B.BALTUS	25.097	A.LOPEZ	15.060	F.ALDEGUER	29.992	C.VIETTI	31.041	7	S.GARCIA	1'41.250	1'41.359 (7)
8	F.ALDEGUER	25.103	P.ACOSTA	15.062	A.ARENAS	29.994	J.DIXON	31.049	8	J.DIXON	1'41.262	1'41.341 (6)
9	F.SALAC	25.110	S.LOWES	15.077	F.SALAC	30.020	D.FOGGIA	31.051	9	C.VIETTI	1'41.263	1'41.425 (9)
10	A.LOPEZ	25.116	J.DIXON	15.081	J.DIXON	30.045	F.SALAC	31.068	10	B.BALTUS	1'41.326	1'41.492 (13)
11	T.ARBOLINO	25.118	S.CHANTRA	15.086	C.VIETTI	30.065	A.LOPEZ	31.072	11	S.CHANTRA	1'41.370	1'41.461 (11)
12	A.OGURA	25.156	D.FOGGIA	15.090	S.GARCIA	30.067	A.OGURA	31.073	12	F.ALDEGUER	1'41.372	1'41.486 (12)
13	Z.VD GOORBER	25.173	B.BALTUS	15.100	B.BENDSNEYDE	30.075	F.ALDEGUER	31.095	13	T.ARBOLINO	1'41.453	1'41.460 (10)
14	J.ROBERTS	25.182	L.TULOVIC	15.122	B.BALTUS	30.107	B.BENDSNEYDE	31.136	14	B.BENDSNEYDE	1'41.560	1'41.585 (14)
15	S.CHANTRA	25.187	C.VIETTI	15.128	A.OGURA	30.107	L.TULOVIC	31.154	15	A.OGURA	1'41.575	1'41.758 (19)
16	J.ALCOBA	25.190	B.BENDSNEYDE	15.139	L.TULOVIC	30.135	S.CHANTRA	31.162	16	Z.VD GOORBE	1'41.610	1'41.774 (20)
17	B.BENDSNEYDE	25.210	S.AGIUS	15.142	J.ALCOBA	30.145	J.ROBERTS	31.175	17	L.TULOVIC	1'41.629	1'41.664 (15)
18	L.TULOVIC	25.218	T.ARBOLINO	15.147	M.GONZALEZ	30.166	J.ALCOBA	31.192	18	D.FOGGIA	1'41.674	1'41.753 (18)
19	S.GARCIA	25.225	B.GOMEZ	15.173	S.AGIUS	30.196	Z.VD GOORBER	31.196	19	M.GONZALEZ	1'41.717	1'41.719 (16)
20	S.AGIUS	25.245	F.ALDEGUER	15.182	Z.VD GOORBER	30.199	T.ARBOLINO	31.198	20	J.ALCOBA	1'41.737	1'41.746 (17)
21	S.KELLY	25.247	J.ROBERTS	15.189	D.FOGGIA	30.212	S.AGIUS	31.203	21	S.AGIUS	1'41.786	1'41.963 (22)
22	L.DALLA PORTA	25.253	S.KELLY	15.198	S.KELLY	30.271	M.GONZALEZ	31.236	22	J.ROBERTS	1'41.827	1'41.918 (21)
23	M.GONZALEZ	25.262	L.DALLA PORTA	15.205	M.RAMIREZ	30.280	M.RAMIREZ	31.279	23	M.RAMIREZ	1'42.069	1'42.279 (25)
24	M.RAMIREZ	25.273	J.ALCOBA	15.210	J.ROBERTS	30.281	B.GOMEZ	31.337	24	S.KELLY	1'42.081	1'42.146 (23)

These data/results cannot be reproduced, stored and/or transmitted in whole or in part by any manner of electronic, mechanical, photocopying, recording, broadcasting or otherwise now known or herein after developed without the previous express consent by the copyright owner, except for reproduction in daily press and regular printed publications on sale to the public within 60 days of the event related to those data/results and always provided that copyright symbol appears together as follows below.
© DORNA, 2023



4423 m.

GRAN PREMIO MotoGP™ GURU BY GRYPYN DE ESPAÑA

Practice Nr. 3

Best Partial Times

IT Ideal Lap Time, sum of the best partial times

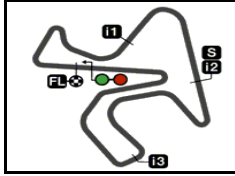
BT Best Lap Time

		T1		T2		T3		T4				
Pos	Rider	Time	Rider	Time	Rider	Time	Rider	Time	Pos	Rider	IT	BT
25	B.GOMEZ	25.315	I.GUEVARA	15.216	B.GOMEZ	30.394	S.KELLY	31.365	25	B.GOMEZ	1'42.219	1'42.270 (24)
26	D.FOGGIA	25.321	M.RAMIREZ	15.237	R.SKINNER	30.429	L.DALLA PORTA	31.373	26	L.DALLA PORTA	1'42.295	1'42.382 (26)
27	R.SKINNER	25.322	A.OGURA	15.239	L.DALLA PORTA	30.464	R.SKINNER	31.457	27	R.SKINNER	1'42.450	1'42.521 (27)
28	I.GUEVARA	25.596	R.SKINNER	15.242	I.GUEVARA	30.516	I.GUEVARA	31.505	28	I.GUEVARA	1'42.833	1'42.891 (28)
29	A.ESCRIG	25.625	S.MINAMIMOTO	15.309	A.ESCRIG	30.608	A.ESCRIG	31.658	29	A.ESCRIG	1'43.235	1'43.441 (29)
30	S.MINAMIMOTO	25.751	A.ESCRIG	15.344	S.MINAMIMOTO	30.765	S.MINAMIMOTO	31.810	30	S.MINAMIMOT	1'43.635	1'43.673 (30)

These data/results cannot be reproduced, stored and/or transmitted in whole or in part by any manner of electronic, mechanical, photocopying, recording, broadcasting or otherwise now known or herein after developed without the previous express consent by the copyright owner, except for reproduction in daily press and regular printed publications on sale to the public within 60 days of the event related to those data/results and always provided that copyright symbol appears together as follows below.
© DORNA, 2023

Official MotoGP Timing by TISSOT
www.motogp.com





4423 m.

GRAN PREMIO MotoGP™ GURU BY GRYPYN DE ESPAÑA

Practice Nr. 3

Fastest Laps Sequence

Practice Time	 Rider	Nation	Motorcycle	Time	Km/h	Rider's Lap
3'33.835	21 Alonso LOPEZ	SPA	BOSCOSCURO	1'43.334	154.0	2
3'34.204	4 Sean Dylan KELLY	USA	KALEX	1'43.232	154.2	2
3'57.092	54 Fermín ALDEGUER	SPA	BOSCOSCURO	1'42.681	155.0	2
3'57.243	7 Barry BALTUS	BEL	KALEX	1'42.567	155.2	2
4'08.267	12 Filip SALAC	CZE	KALEX	1'42.314	155.6	2
4'35.788	40 Aron CANET	SPA	KALEX	1'42.276	155.6	2
5'21.240	11 Sergio GARCIA	SPA	KALEX	1'41.847	156.3	3
5'49.770	12 Filip SALAC	CZE	KALEX	1'41.503	156.8	3
7'31.237	12 Filip SALAC	CZE	KALEX	1'41.467	156.9	4
7'52.667	96 Jake DIXON	GBR	KALEX	1'41.341	157.1	4
22'13.941	37 Pedro ACOSTA	SPA	KALEX	1'41.170	157.3	8
23'54.853	37 Pedro ACOSTA	SPA	KALEX	1'40.912	157.7	9
25'35.633	37 Pedro ACOSTA	SPA	KALEX	1'40.780	157.9	10
27'16.329	37 Pedro ACOSTA	SPA	KALEX	1'40.696	158.1	11
27'28.619	40 Aron CANET	SPA	KALEX	1'40.640	158.2	11

These data/results cannot be reproduced, stored and/or transmitted in whole or in part by any manner of electronic, mechanical, photocopying, recording, broadcasting or otherwise now known or herein after developed without the previous express consent by the copyright owner, except for reproduction in daily press and regular printed publications on sale to the public within 60 days of the event related to those data/results and always provided that copyright symbol appears together as follows below.

© DORNA, 2023

Official MotoGP Timing by TISSOT
www.motogp.com

Jerez de la Frontera, Saturday, April 29, 2023

