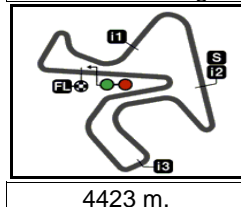


GRAN PREMIO MotoGP™ GURU BY GRYPYN DE ESPAÑA

Practice Nr. 2

Classification

6



4423 m.

Rider	Nation	Team	Motorcycle	Time	Lap	Total	Gap	Top Speed
1 5 Jaume MASIA	SPA	Leopard Racing	HONDA	1'46.905	15	16		211.3
2 71 Ayumu SASAKI	JPN	Liqui Moly Husqvarna Intact GP	HUSQVARNA	1'46.917	7	8	0.012 0.012	210.5
3 16 Andrea MIGNO	ITA	CIP Green Power	KTM	1'47.000	12	13	0.095 0.083	209.3
4 27 Kaito TOBA	JPN	SIC58 Squadra Corse	HONDA	1'47.078	6	8	0.173 0.078	212.1
5 24 Tatsuki SUZUKI	JPN	Leopard Racing	HONDA	1'47.120	8	9	0.215 0.042	215.5
6 18 Matteo BERTELLE	ITA	Rivacold Snipers Team	HONDA	1'47.201	13	15	0.296 0.081	210.9
7 96 Daniel HOLGADO	SPA	Red Bull KTM Tech3	KTM	1'47.220	10	17	0.315 0.019	213.0
8 44 David MUÑOZ	SPA	BOE Motorsports	KTM	1'47.236	12	14	0.331 0.016	216.4
9 82 Stefano NEPA	ITA	Angeluss MTA Team	KTM	1'47.240	11	11	0.335 0.004	210.9
10 48 Ivan ORTOLÁ	SPA	Angeluss MTA Team	KTM	1'47.317	14	14	0.412 0.077	210.1
11 53 Deniz ÖNCÜ	TUR	Red Bull KTM Ajo	KTM	1'47.423	13	15	0.518 0.106	210.5
12 10 Diogo MOREIRA	BRA	MT Helmets - MSI	KTM	1'47.435	12	14	0.530 0.012	215.5
13 55 Romano FENATI	ITA	Rivacold Snipers Team	HONDA	1'47.506	12	14	0.601 0.071	210.5
14 43 Xavier ARTIGAS	SPA	CFMOTO Racing PruestelGP	CFMOTO	1'47.675	3	14	0.770 0.169	209.7
15 19 Scott OGDEN	GBR	VisionTrack Racing Team	HONDA	1'47.872	15	16	0.967 0.197	208.0
16 54 Riccardo ROSSI	ITA	SIC58 Squadra Corse	HONDA	1'48.056	15	15	1.151 0.184	211.7
17 80 David ALONSO	COL	Gaviota GASGAS Aspar M3	GASGAS	1'48.081	7	7	1.176 0.025	210.1
18 63 Syarifuddin AZMAN	MAL	MT Helmets - MSI	KTM	1'48.142	13	14	1.237 0.061	213.0
19 7 Filippo FARIOLI	ITA	Red Bull KTM Tech3	KTM	1'48.200	11	13	1.295 0.058	211.3
20 99 José Antonio RUEDA	SPA	Red Bull KTM Ajo	KTM	1'48.285	14	14	1.380 0.085	211.7
21 92 David ALMANSA	SPA	Finetwork Intact GP	HUSQVARNA	1'48.367	15	17	1.462 0.082	205.7
22 6 Ryusei YAMANAKA	JPN	Gaviota GASGAS Aspar M3	GASGAS	1'48.441	15	16	1.536 0.074	211.7
23 38 David SALVADOR	SPA	CIP Green Power	KTM	1'48.838	14	15	1.933 0.397	209.3
24 66 Joel KELSO	AUS	CFMOTO Racing PruestelGP	CFMOTO	1'48.842	6	9	1.937 0.004	210.9
25 64 Mario AJI	INA	Honda Team Asia	HONDA	1'48.966	2	16	2.061 0.124	208.0
26 72 Taiyo FURUSATO	JPN	Honda Team Asia	HONDA	1'48.992	18	18	2.087 0.026	210.1
27 22 Ana CARRASCO	SPA	BOE Motorsports	KTM	1'49.045	15	16	2.140 0.053	210.9
28 70 Joshua WHATLEY	GBR	VisionTrack Racing Team	HONDA	1'49.059	14	16	2.154 0.014	210.9
29 95 Collin VEIJER	NED	Liqui Moly Husqvarna Intact GP	HUSQVARNA	1'50.044	9	10	3.139 0.985	207.6

Practice condition: Dry

Air: 30°

Humidity: 33%

Ground: 23°

Fastest Lap:	Lap: 15	Jaume MASIA	1'46.905	148.9 Km/h
Best Race Lap:	2020	Jaume MASIA	1'46.060	150.1 Km/h
All Time Lap Record:	2021	Andrea MIGNO	1'44.988	151.6 Km/h

The results are provisional until the end of the limit for protest and appeals.

Time limit for protest expires 30' after publication of the results - Time:

These data/results cannot be reproduced, stored and/or transmitted in whole or in part by any manner of electronic, mechanical, photocopying, recording, broadcasting or otherwise now known or herein after developed without the previous express consent by the copyright owner, except for reproduction in daily press and regular printed publications on sale to the public within 60 days of the event related to those data/results and always provided that copyright symbol appears together as follows below.

© DORNA, 2023

Official MotoGP Timing by TISSOT
www.motogp.com

Jerez de la Frontera, Friday, April 28, 2023

moto3




GRAN PREMIO MotoGP™ GURU BY GRYFYN DE ESPAÑA

Practice Nr. 2

Combined Practice Times

7

	Rider	Nation	Team	MOTORCYCLE	P1	P2	Gap
1	53 D.ÖNCÜ	TUR	Red Bull KTM Ajo	KTM	1'46.173	12	1'47.423 13
2	5 J.MASIA	SPA	Leopard Racing	HONDA	1'46.581	14	1'46.905 15 0.408 0.408
3	96 D.HOLGADO	SPA	Red Bull KTM Tech3	KTM	1'46.702	14	1'47.220 10 0.529 0.121
4	71 A.SASAKI	JPN	Liqui Moly Husqvarna Intact GP	HUSQVARNA	1'46.964	10	1'46.917 7 0.744 0.215
5	99 J.RUEDA	SPA	Red Bull KTM Ajo	KTM	1'46.919	12	1'48.285 14 0.746 0.002
6	48 I.ORTOLÁ	SPA	Angeluss MTA Team	KTM	1'46.979	14	1'47.317 14 0.806 0.060
7	43 X.ARTIGAS	SPA	CFMOTO Racing PruestelGP	CFMOTO	1'46.984	12	1'47.675 3 0.811 0.005
8	16 A.MIGNO	ITA	CIP Green Power	KTM	1'47.116	12	1'47.000 12 0.827 0.016
9	7 F.FARIOLI	ITA	Red Bull KTM Tech3	KTM	1'47.069	14	1'48.200 11 0.896 0.069
10	10 D.MOREIRA	BRA	MT Helmets - MSI	KTM	1'47.075	9	1'47.435 12 0.902 0.006
11	27 K.TOBA	JPN	SIC58 Squadra Corse	HONDA	1'47.179	14	1'47.078 6 0.905 0.003
12	80 D.ALONSO	COL	Gaviota GASGAS Aspar M3	GASGAS	1'47.102	12	1'48.081 7 0.929 0.024
13	24 T.SUZUKI	JPN	Leopard Racing	HONDA	1'48.148	9	1'47.120 8 0.947 0.018
14	18 M.BERTELLE	ITA	Rivacold Snipers Team	HONDA	1'47.743	16	1'47.201 13 1.028 0.081
15	6 R.YAMANAKA	JPN	Gaviota GASGAS Aspar M3	GASGAS	1'47.211	13	1'48.441 15 1.038 0.010
16	44 D.MUÑOZ	SPA	BOE Motorsports	KTM	1'48.119	14	1'47.236 12 1.063 0.025
17	82 S.NEPA	ITA	Angeluss MTA Team	KTM	1'48.409	10	1'47.240 11 1.067 0.004
18	19 S.OGDEN	GBR	VisionTrack Racing Team	HONDA	1'47.265	14	1'47.872 15 1.092 0.025
19	55 R.FENATI	ITA	Rivacold Snipers Team	HONDA	1'47.352	12	1'47.506 12 1.179 0.087
20	54 R.ROSSI	ITA	SIC58 Squadra Corse	HONDA	1'47.494	15	1'48.056 15 1.321 0.142
21	95 C.VEIJER	NED	Liqui Moly Husqvarna Intact GP	HUSQVARNA	1'47.899	13	1'50.044 9 1.726 0.405
22	66 J.KELSO	AUS	CFMOTO Racing PruestelGP	CFMOTO	1'47.936	7	1'48.842 6 1.763 0.037
23	63 S.AZMAN	MAL	MT Helmets - MSI	KTM	1'48.074	14	1'48.142 13 1.901 0.138
24	38 D.SALVADOR	SPA	CIP Green Power	KTM	1'48.094	13	1'48.838 14 1.921 0.020
25	92 D.ALMANSA	SPA	Finetwork Intact GP	HUSQVARNA	1'48.857	14	1'48.367 15 2.194 0.273
26	72 T.FURUSATO	JPN	Honda Team Asia	HONDA	1'48.516	10	1'48.992 18 2.343 0.149
27	64 M.AJI	INA	Honda Team Asia	HONDA	1'48.668	7	1'48.966 2 2.495 0.152
28	22 A.CARRASCO	SPA	BOE Motorsports	KTM	1'49.417	15	1'49.045 15 2.872 0.377
29	70 J.WHATLEY	GBR	VisionTrack Racing Team	HONDA	1'49.819	14	1'49.059 14 2.886 0.014

Pole Position Record:	2020	Tatsuki SUZUKI	1'45.410	151.0 Km/h
Best Race Lap:	2020	Jaume MASIA	1'46.060	150.1 Km/h
All Time Lap Record:	2021	Andrea MIGNO	1'44.988	151.6 Km/h

The results are provisional until the end of the limit for protest and appeals.

Time limit for protest expires 60' after publication of the results - Time:

These data/results cannot be reproduced, stored and/or transmitted in whole or in part by any manner of electronic, mechanical, photocopying, recording, broadcasting or otherwise now known or herein after developed without the previous express consent by the copyright owner, except for reproduction in daily press and regular printed publications on sale to the public within 60 days of the event related to those data/results and always provided that copyright symbol appears together as follows below.

© DORNA, 2023

Official MotoGP Timing by TISSOT
www.motogp.com

Jerez de la Frontera, Friday, April 28, 2023



GRAN PREMIO MotoGP™ GURU BY GRYFYN DE ESPAÑA

Practice Nr. 2

Top Speed & Average

8



Rider	Nation	Motorcycle	Top 5 speeds					Average	Top
44 David MUÑOZ	SPA	KTM	216.4	214.7	213.4	211.7	211.3	213.1	216.4
10 Diogo MOREIRA	BRA	KTM	215.5	210.9	210.1	209.7	209.7	211.2	215.5
24 Tatsuki SUZUKI	JPN	HONDA	215.5	213.8	212.1	210.9	210.9	212.6	215.5
63 Syarifuddin AZMAN	MAL	KTM	213.0	212.1	211.7	208.8	208.8	210.9	213.0
96 Daniel HOLGADO	SPA	KTM	213.0	212.5	210.1	210.1	209.7	211.1	213.0
27 Kaito TOBA	JPN	HONDA	212.1	211.3	208.8	208.4	208.0	209.7	212.1
6 Ryusei YAMANAKA	JPN	GASGAS	211.7	208.8	208.4	207.6	207.2	208.3	211.7
54 Riccardo ROSSI	ITA	HONDA	211.7	211.7	210.9	210.1	209.7	210.8	211.7
99 José Antonio RUEDA	SPA	KTM	211.7	211.7	211.7	210.9	210.9	211.4	211.7
5 Jaume MASIA	SPA	HONDA	211.3	210.1	209.7	209.3	208.8	209.8	211.3
7 Filippo FARIOLI	ITA	KTM	211.3	210.9	208.8	208.4	208.0	209.5	211.3
18 Matteo BERTELLE	ITA	HONDA	210.9	210.1	209.7	207.6	207.6	209.2	210.9
22 Ana CARRASCO	SPA	KTM	210.9	210.9	210.5	209.7	209.7	210.3	210.9
66 Joel KELSO	AUS	CFMOTO	210.9	210.5	209.3	208.8	208.8	209.7	210.9
70 Joshua WHATLEY	GBR	HONDA	210.9	206.8	206.1	205.3	205.3	206.9	210.9
82 Stefano NEPA	ITA	KTM	210.9	210.5	209.7	209.3	207.6	209.6	210.9
53 Deniz ÖNCÜ	TUR	KTM	210.5	208.4	208.4	207.6	207.2	208.4	210.5
55 Romano FENATI	ITA	HONDA	210.5	207.6	206.1	205.3	204.5	206.1	210.5
71 Ayumu SASAKI	JPN	HUSQVARNA	210.5	210.1	209.3	207.6	207.6	209.0	210.5
48 Ivan ORTOLÁ	SPA	KTM	210.1	208.8	207.2	207.2	205.7	207.5	210.1
72 Taiyo FURUSATO	JPN	HONDA	210.1	209.7	209.3	209.3	207.6	209.2	210.1
80 David ALONSO	COL	GASGAS	210.1	208.8	208.4	207.6	207.6	208.5	210.1
43 Xavier ARTIGAS	SPA	CFMOTO	209.7	206.8	206.8	206.5	206.1	207.2	209.7
16 Andrea MIGNO	ITA	KTM	209.3	208.4	208.0	207.6	207.2	208.1	209.3
38 David SALVADOR	SPA	KTM	209.3	208.0	208.0	207.6	207.6	208.1	209.3
19 Scott OGDEN	GBR	HONDA	208.0	206.8	204.9	204.9	204.9	205.9	208.0
64 Mario AJI	INA	HONDA	208.0	206.8	205.7	205.7	204.9	206.2	208.0
95 Collin VEIJER	NED	HUSQVARNA	207.6	206.8	206.5	206.5	206.5	206.8	207.6
92 David ALMANSA	SPA	HUSQVARNA	205.7	204.5	204.5	204.1	204.1	204.6	205.7

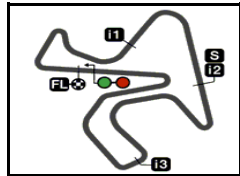
These data/results cannot be reproduced, stored and/or transmitted in whole or in part by any manner of electronic, mechanical, photocopying, recording, broadcasting or otherwise now known or herein after developed without the previous express consent by the copyright owner, except for reproduction in daily press and regular printed publications on sale to the public within 60 days of the event related to those data/results and always provided that copyright symbol appears together as follows below.

© DORNA, 2023

Official MotoGP Timing by TISSOT
www.motogp.com



Jerez de la Frontera, Friday, April 28, 2023



4423 m.

GRAN PREMIO MotoGP™ GURU BY GRYFYN DE ESPAÑA

Practice Nr. 2

Chronological Analysis of Performances

9

* Lap / Sector time cancelled

T1 Time from finish line to 1st intermediate

T3 Time from 2nd intermed. to 3rd intermed.

P Crossing the finish line in pit lane

T2 Time from 1st intermed. to 2nd intermed.

T4 Time from 3rd intermediate to finish line

Lap	Lap Time	T1	T2	T3	T4	Speed	Lap	Lap Time	T1	T2	T3	T4	Speed
1st 5 Jaume MASIA Leopard Racing SPA Runs=3 Total laps=16 Full laps=11 Valid laps=9							4th 27 Kaito TOBA SIC58 Squadra Corse JPN Runs=2 Total laps=8 Full laps=5 Valid laps=5						
1	3'06.439	29.839	16.909	32.716	34.108	205.7	1	2'59.318	31.289	16.717	32.092	33.856	208.0
2	1'48.100 *	26.397	16.516	31.484	33.703*	207.6	2	1'48.706	26.681	16.487	31.531	34.007	207.2
3	1'48.072	26.643	16.516	31.402	33.511	208.4	3	1'47.575	26.460	16.385	31.371	33.359	208.4
4	1'48.237	26.578	16.523	31.546	33.590	207.6	4	28'38.538 P	26.654	16.564	31.487	33'23.833	206.1
5	1'48.045 *	26.480	16.473	31.561	33.531*	210.1	5	1'53.352	29.650	16.620	32.787	34.295	208.8
6	1'47.609	26.490	16.439	31.353	33.327	211.3	6	1'47.078	26.446	16.131	31.239	33.262	211.3
7	1'48.186 P	26.439	16.488	31.558*	33.701	208.8	7	1'48.899	26.437	16.172	31.589	34.701	212.1
8	1'55.004	32.319	16.846	32.057	33.782	206.5	8	1'56.620	26.432	16.399	38.783	35.006	204.9
9	1'48.379	26.662	16.602	31.583	33.532	207.2	5th 24 Tatsuki SUZUKI Leopard Racing JPN Runs=3 Total laps=9 Full laps=4 Valid laps=4						
10	1'48.089	26.575	16.641	31.377	33.496	206.8	1	3'00.159	32.067	17.062	32.159	33.607	207.6
11	1'47.864	26.455	16.602	31.411	33.396	207.6	2	1'47.763	26.391	16.242	31.512	33.618	212.1
12	1'46.505 P	28.145	17.360	32.952	28.048	200.7	3	1'50.152	28.410	16.366	31.552	33.824	210.9
13	1'55.803	31.644	16.721	32.832	34.606	207.6	4	21'12.380 P	26.528	16.314	31.377	19'58.161	210.1
14	1'46.951	26.260	16.428	31.084	33.179	209.3	5	1'53.348	30.750	16.744	31.780	34.074	207.6
15	1'46.905	26.154	16.349	31.167	33.235	209.7	6	1'47.867 P	28.11*	16.573	31.987	31.193	208.4
16	1'54.882	31.081	16.894	32.561	34.346	202.2	7	1'50.444	28.266	16.550	31.688	33.940	210.9
2nd 71 Ayumu SASAKI Liqui Moly Husqvarna JPN Runs=2 Total laps=8 Full laps=5 Valid laps=3							8 1'47.120						
1	3'26.994	28.522	16.764	31.793	34.243	205.7	9	1'47.719	26.148	16.230	31.796	33.545	215.5
2	1'48.504	26.587	16.495	31.573	33.849	206.8	PIT 26.359 16.573 40.675 34.697 203.7						
3	1'48.093	26.587	16.554	31.291	33.661	207.6	6th 18 Matteo BERTELLE Rivacold Snipers Tea ITA Runs=3 Total laps=15 Full laps=10 Valid laps=9						
4	1'48.222 *	26.478	16.445	31.408	33.891*	207.6	1	2'36.435	29.723	16.884	32.383	34.794	206.8
5	25'39.357 P	26.549	16.359	31.294	24'25.155	209.3	2	1'49.764	27.165	16.655	31.865	34.079	205.3
6	1'52.104	28.912	16.878	32.107	34.207	204.5	3	1'50.310	26.968	16.738	32.444	34.160	204.1
7	1'46.917	26.271	16.297	31.074	33.275	210.5	4	1'49.117	26.859	16.516	31.895	33.847	207.6
8	1'47.053 *	26.223	16.332	31.019	33.479*	210.1	5	1'53.415	28.153	17.495	33.913	33.854	189.4
PIT 26.578 16.448 32.420 30.560 207.2							6	1'48.317	26.792	16.493	31.536	33.496	206.5
3rd 16 Andrea MIGNO CIP Green Power ITA Runs=3 Total laps=13 Full laps=8 Valid laps=7							7	1'44.418 P	26.645	16.531	31.683	29.559	205.7
1	2'47.982	29.375	16.885	32.402	34.368	205.7	8	1'54.373	30.832	17.306	32.182	34.053	202.2
2	1'49.202	26.805	16.535	31.714	34.148	208.4	9	1'48.999 *	26.939	16.667	31.682	33.711*	204.9
3	1'53.786	31.150	16.749	32.083	33.804	203.3	10	1'48.903	26.866	16.638	31.640	33.759	203.7
4	1'49.121	26.781	16.592	31.678	34.070	207.2	11	1'48.461 P	29.005	17.444	33.095	28.917	192.1
5	1'43.844 P	26.845	16.668	31.745	28.586	206.1	12	1'53.782	31.060	16.851	32.043	33.828	207.6
6	2'04.084	37.786	16.813	32.254	37.231	209.3	13	1'47.201	26.483	16.250	31.286	33.182	209.7
7	1'49.050 *	26.741	16.679	31.818	33.812*	206.5	14	1'48.348	26.346	16.275	31.873	33.854	210.1
8	1'48.719	26.727	16.605	31.576	33.811	206.5	15	1'48.456	26.719	16.355	31.687	33.695	210.9
9	1'48.578 P	29.519	17.086	32.615	29.358	201.8	7th 96 Daniel HOLGADO Red Bull KTM Tech3 SPA Runs=2 Total laps=17 Full laps=14 Valid laps=9						
10	1'51.735	29.236	16.851	31.682	33.966	205.7	1	2'45.961	29.431	16.742	31.953	34.139	209.3
11	1'47.606	26.395	16.410	31.464	33.337	208.0	2	1'48.341	26.590	16.574	31.424	33.753	207.6
12	1'47.000	26.279	16.441	31.125	33.155	207.6							
13	1'51.209	28.252	16.764	31.953	34.240	204.9							

Fastest Lap: Jaume MASIA Leopard Racing SPA **1'46.905** 26.154 16.349 31.167 33.235

These data/results cannot be reproduced, stored and/or transmitted in whole or in part by any manner of electronic, mechanical, photocopying, recording, broadcasting or otherwise now known or herein after developed without the previous express consent by the copyright owner, except for reproduction in daily press and regular printed publications on sale to the public within 60 days of the event related to those data/results and always provided that copyright symbol appears together as follows below.
© DORNA, 2023



Practice Nr. 2

Moto3

Lap	Lap Time	T1	T2	T3	T4	Speed	Lap	Lap Time	T1	T2	T3	T4	Speed
3	1'47.924	26.448	16.542	31.465	33.469	207.6	7	1'55.424	32.055	16.978	32.045	34.346	203.3
4	1'47.719	26.435	16.426	31.361	33.497	209.3	8	1'48.866	26.687	16.694	31.691	33.794	207.2
5	1'47.615	26.412	16.424	31.358	33.421	210.1	9	1'48.992 *	26.811	16.734	31.768	33.679*	205.7
6	1'48.007 *	26.596	16.518	31.383	33.510*	207.2	10	1'44.006 P	26.683	16.762	31.877	28.684	204.9
7	1'47.922 *	26.360	16.570	31.366	33.626*	206.8	11	1'57.092	29.574	20.219	33.641	33.658	154.9
8	2'04.705 P	32.04*	19.712*	38.147*	34.797	179.1	12	1'47.434	26.208	16.472	31.321	33.433	207.2
9	1'54.595	33.416	16.366	31.466	33.347	212.5	13	1'48.019	26.686	16.260	31.222	33.851	210.1
10	1'47.220	26.362	16.204	31.264	33.390	213.0	14	1'47.317	26.266	16.209	31.454	33.388	208.8
11	1'47.294 *	26.32 *	16.365	31.193	33.409	209.7	11th 53 Deniz ÖNCÜ Red Bull KTM Ajo TUR						
12	1'47.467	26.286	16.377	31.246	33.558	208.4	Runs=3 Total laps=15 Full laps=10 Valid laps=4						
13	1'50.107 *	26.303	16.423	32.833*	34.548	207.2	1	2'58.868	30.514	16.785	31.932	33.997	204.9
14	1'47.999 *	26.516	16.482	31.319	33.682*	209.3	2	1'48.971 *	27.020	16.445	31.447*	34.059	206.8
15	1'47.662	26.422	16.498	31.344	33.398	208.0	3	1'52.335	26.464	16.570	33.010	36.291	204.9
16	1'47.755	26.457	16.430	31.328	33.540	210.1	4	1'48.576 *	26.528	16.317	31.627	34.104*	210.5
17	1'47.629	26.375	16.444	31.414	33.396	208.4	5	1'48.308 *	26.639	16.474	31.425	33.770*	208.4
8th 44 David MUÑOZ BOE Motorsports SPA							6	1'48.082 *	26.455	16.362	31.381*	33.884	208.4
Runs=4 Total laps=14 Full laps=7 Valid laps=6							7	1'43.790 P	26.352	16.619	31.599*	29.220	204.9
1	2'47.198	30.925	17.210	33.040	35.006	198.8	8	2'02.000 *	37.328	16.581	31.931*	36.160	206.5
2	1'44.620 P	26.789	16.489	31.673	29.669	211.7	9	1'48.147 *	26.377	16.447	31.627	33.696*	207.2
3	1'57.169 *	30.463	17.297	32.690	36.719*	199.6	10	1'48.561	26.538	16.588	31.631	33.804	205.3
4	1'47.081 P	27.007	16.684	31.829	31.561	208.8	11	1'43.348 P	26.616	16.616	32.067	28.049	206.5
5	2'03.725	31.203	18.498	34.385	39.639	193.5	12	1'51.570	29.392	16.824	31.563	33.791	206.1
6	1'50.632 *	27.187	16.842	32.894	33.709*	206.5	13	1'47.423	26.317	16.436	31.342	33.328	206.5
7	1'50.647	26.820	16.621	31.642	35.564	209.7	14	1'47.348 *	26.173	16.392	31.330	33.453*	207.6
8	1'49.017	26.843	16.562	31.717	33.895	211.3	15	1'48.170	26.383	16.507	31.503	33.777	205.7
9	1'48.811	26.716	16.446	31.821	33.828	210.9	12th 10 Diogo MOREIRA MT Helmets - MSI BRA						
10	1'47.950 P	29.084	17.035	32.684	29.147	201.8	Runs=3 Total laps=14 Full laps=9 Valid laps=7						
11	1'52.257	30.068	16.722	31.756	33.711	211.3	1	3'34.989	28.664	17.006	32.298	34.401	204.5
12	1'47.236	26.449	16.243	31.296	33.248	214.7	2	1'50.393	27.129	16.864	32.102	34.298	204.5
13	1'49.214	26.236	16.184	31.548	35.246	216.4	3	1'50.003	27.101	16.925	31.929	34.048	205.3
14	1'47.770	26.576	16.253	31.553	33.388	213.4	4	1'49.539 *	26.830	16.771	31.782	34.156*	204.5
9th 82 Stefano NEPA Angeluss MTA Team ITA							5	1'49.484 *	26.853	16.869	31.781	33.981*	204.9
Runs=2 Total laps=11 Full laps=8 Valid laps=6							6	1'49.360	26.799	16.828	31.760	33.973	203.7
1	2'35.525	32.836	17.142	32.433	34.430	203.3	7	1'47.399 P	26.769	16.834*	33.411*	30.385	203.7
2	1'53.067	26.911	16.646	31.825	37.685	204.1	8	1'58.912	34.182	16.644	31.831	36.255	210.9
3	1'48.768	26.643	16.666	31.678	33.781	209.3	9	1'48.595	26.619	16.730	31.550	33.696	209.7
4	1'48.455	26.757	16.587	31.516	33.595	206.5	10	1'46.341 P	29.075	16.725	32.670	27.871	208.0
5	1'52.587 *	29.863	17.370	31.715	33.639*	207.6	11	1'50.830	28.891	16.664	31.595	33.680	209.7
6	1'48.415	26.614	16.586	31.488	33.727	204.9	12	1'47.435	26.296	16.380	31.403	33.356	210.1
7	1'48.356 *	26.499	16.550	31.554	33.753*	205.3	13	1'47.807	26.212	16.359	31.769	33.467	215.5
8	2'05.691 P	31.20*	20.184*	37.405*	36.896	155.8	14	1'50.310	26.515	16.559	33.323	33.913	208.0
9	1'56.402	31.977	16.643	32.593	35.189	209.7	13th 55 Romano FENATI Rivacold Snipers Tea ITA						
10	1'47.593	26.542	16.255	31.415	33.381	210.9	Runs=3 Total laps=14 Full laps=9 Valid laps=6						
11	1'47.240	26.352	16.390	31.237	33.261	210.5	1	2'38.644	29.936	17.038	32.519	38.323	202.2
PIT 32.529 20.011 36.383 31.384 161.1							2	1'49.263 *	26.691	16.463	32.030*	34.079	207.6
10th 48 Ivan ORTOLÁ Angeluss MTA Team SPA							3	1'48.579 *	26.747	16.554	31.683	33.595*	204.5
Runs=4 Total laps=14 Full laps=8 Valid laps=7							4	1'48.613	26.631	16.553	31.640	33.789	204.5
1	2'03.427	29.397	17.145	32.357	34.562	203.0	5	1'50.841 P	31.897	17.213	32.621	29.110	199.2
2	1'49.874	26.781	16.771	32.093	34.229	204.1	6	1'54.494 *	29.086	16.744	31.862	36.802*	203.0
3	1'49.196	26.620	16.761	31.937	33.878	204.9	7	1'48.326	26.648	16.554	31.495	33.629	204.1
4	1'48.941	26.674	16.702	31.848	33.717	205.7	8	2'06.218	43.588	17.193	31.650	33.787	203.7
5	1'46.721 P	27.462	16.945	32.996	29.318	203.7	9	1'48.284	26.563	16.526	31.536	33.659	206.1
6	1'52.318 P	30.059	17.083	33.421*	31.755	203.0	10	1'46.687 P	28.546	16.674	33.365	28.102	204.5

Fastest Lap: Jaume MASIA Leopard Racing SPA **1'46.905** 26.154 16.349 31.167 33.235

These data/results cannot be reproduced, stored and/or transmitted in whole or in part by any manner of electronic, mechanical, photocopying, recording, broadcasting or otherwise now known or herein after developed without the previous express consent by the copyright owner, except for reproduction in daily press and regular printed publications on sale to the public within 60 days of the event related to those data/results and always provided that copyright symbol appears together as follows below.
© DORNA, 2023

Practice Nr. 2

Moto3

Lap	Lap Time	T1	T2	T3	T4	Speed	Lap	Lap Time	T1	T2	T3	T4	Speed	
11	1'51.790 *	28.833	16.683	31.746*	34.528*	205.3	13	1'52.161	26.489	16.405	31.664	37.603	208.0	
12	1'47.506	26.319	16.480	31.286	33.421	204.1	14	1'49.096 *	26.367	16.388	31.764	34.577*	211.7	
13	2'02.088 *	28.735	17.969	41.880	33.504*	189.4	15	1'48.056	26.527	16.235	31.667	33.627	211.7	
14	1'48.215	26.645	16.320	31.623	33.627	210.5								
14th	43	Xavier ARTIGAS CFMOTO Racing Pru SPA						17th	80	David ALONSO Gaviota GASGAS Asp COL				
		Runs=3	Total laps=14	Full laps=9	Valid laps=7				Runs=2	Total laps=7	Full laps=4	Valid laps=3		
1	3'11.986	30.230	16.752	31.546	33.827	204.5	1	2'46.461	28.776	17.064	31.952	34.114	207.2	
2	1'48.289	26.684	16.618	31.358	33.629	205.3	2	1'50.618 *	26.794	16.666	31.778	35.380*	208.4	
3	1'47.675	26.383	16.483	31.436	33.373	206.8	3	1'49.242	26.827	16.603	31.868	33.944	207.6	
4	1'45.173 P	27.260	16.784	32.205	28.924	202.2	4	1'49.441	26.806	16.673	31.968	33.994	208.8	
5	1'51.303	29.204	16.741	31.500	33.858	203.7	5	1'44.200 P	26.769	16.746	31.822	28.863	207.2	
6	1'48.182	26.529	16.578	31.460	33.615	205.3	6	2'01.782	37.288	16.629	31.650	36.215	207.6	
7	1'48.790	26.541	16.678	31.787	33.784	204.9	7	1'48.081	26.356	16.361	31.683	33.681	210.1	
8	1'48.713 *	26.618	16.643	31.661*	33.791	204.9		unfinished	28.368	16.403			201.8	
9	1'45.830 P	28.150	17.092	31.993	28.595	201.1								
10	1'52.609	30.105	16.887	31.665	33.952	204.1	18th	63	Syarifuddin AZMAN MT Helmets - MSI MAL					
11	1'49.318 *	26.664	16.609	31.559	34.486*	206.8			Runs=3	Total laps=14	Full laps=9	Valid laps=6		
12	1'49.670	26.681	16.737	32.214	34.038	209.7	1	3'13.832	30.191	16.890	32.362	34.298	206.8	
13	1'48.871	26.812	16.753	31.661	33.645	206.1	2	1'49.917 *	26.786	16.834	32.132	34.165*	206.5	
14	1'49.189	26.632	16.773	31.818	33.966	206.5	3	1'50.479	26.995	16.798	32.054	34.632	206.8	
15th	19	Scott OGDEN VisionTrack Racing T GBR						4	1'53.282 *	27.148	17.063	33.344	35.727*	200.0
		Runs=3	Total laps=16	Full laps=11	Valid laps=8		5	1'46.233 P	26.925	16.643	32.041	30.624	208.8	
1	2'56.397	29.869	16.874	32.392	34.228	204.9	6	1'52.647	29.129	17.014	32.351	34.153	205.3	
2	1'49.684 *	26.977	16.569	32.115	34.023*	204.9	7	1'50.157	27.068	16.806	32.044	34.239	206.8	
3	1'49.285	27.001	16.615	31.946	33.723	204.1	8	1'50.231	27.056	16.965	32.076	34.134	205.7	
4	1'50.174	26.858	16.649	31.985	34.682	201.8	9	1'49.689	26.893	16.898	31.914	33.984	204.9	
5	1'48.969	26.765	16.439	31.916	33.849	208.0	10	1'46.815 P	27.015	16.984	32.353	30.463	206.5	
6	1'55.890	26.846	16.642	32.684	39.718	204.1	11	1'53.211	30.131	16.709	32.097	34.274	211.7	
7	1'46.629 P	26.730	16.643	31.998*	31.258	203.3	12	1'48.705	26.731	16.633	31.657	33.684	212.1	
8	1'53.801	30.077	16.927	32.116	34.681	201.1	13	1'48.142	26.559	16.427	31.678	33.478	213.0	
9	1'49.483	26.989	16.694	31.953	33.847	201.8	14	1'53.695 *	31.63*	16.594	31.795	33.667*	208.8	
10	1'46.421 P	26.814	16.652	33.086	29.869	203.7	19th	7	Filippo FARIOLI Red Bull KTM Tech3 ITA					
11	1'51.832	29.551	16.652	31.831	33.798	203.3			Runs=4	Total laps=13	Full laps=6	Valid laps=3		
12	1'48.731	26.721	16.537	31.667	33.806	204.9	1	2'47.058	29.374	17.025	32.324	34.270	208.4	
13	1'48.989 *	26.693	16.558	31.665	34.073*	203.3	2	1'49.548	26.869	16.644	31.905	34.130	211.3	
14	1'52.030	29.488	17.037	31.645	33.860	203.0	3	1'49.382 *	26.748	16.761	31.967	33.906*	203.7	
15	1'47.872	26.521	16.386	31.460	33.505	206.8	4	1'45.743 P	26.957	16.750	34.089	27.947	204.1	
16	1'56.197 *	29.44*	17.600	34.211	34.938	190.8	5	1'53.028	29.763	16.987	32.004	34.274	201.1	
	PIT	26.705	16.611	32.081	28.074	203.3	6	1'47.125 P	27.42*	17.417*	32.390*	29.890	199.6	
16th	54	Riccardo ROSSI SIC58 Squadra Corse ITA						7	1'54.190 *	31.043	16.982	32.103	34.062*	202.6
		Runs=3	Total laps=15	Full laps=10	Valid laps=6		8	1'50.719 *	26.89*	16.757	32.586	34.486	204.9	
1	3'00.621	30.954	16.993	32.373	33.670	207.6	9	1'42.477 P	26.811	16.760	31.611	27.295	205.3	
2	1'49.800 *	27.384	16.622	31.960	33.834*	206.1	10	1'52.272	29.646	16.675	31.897	34.054	208.0	
3	1'48.199	26.560	16.397	31.680	33.562	209.7	11	1'48.200	26.517	16.507	31.563	33.613	208.8	
4	1'48.571	26.521	16.450	31.582	34.018	206.8	12	1'50.772	26.519	16.588	31.514	36.151	205.7	
5	1'50.620 *	26.489	16.660	32.122*	35.349*	207.6	13	1'48.048 *	26.619	16.256	31.642	33.531*	210.9	
6	1'49.577 *	26.604	16.961	32.263	33.749*	198.5	20th	99	José Antonio RUED Red Bull KTM Ajo SPA					
7	1'48.872 P	26.563	16.538	31.776*	33.995	207.2			Runs=3	Total laps=14	Full laps=9	Valid laps=7		
8	1'58.854 *	34.220	16.608	32.066	35.960*	206.8	1	2'59.601	31.262	16.774	32.606	33.841	209.7	
9	1'48.158	26.422	16.416	31.671	33.649	210.1	2	1'48.870 *	26.74*	16.429	32.054	33.647	211.7	
10	1'48.672	26.563	16.462	31.529	34.118	210.9	3	1'48.507	26.667	16.461	31.824	33.555	210.9	
11	1'42.588 P	26.470	16.626	31.636	27.856	207.2	4	1'48.300	26.586	16.384	31.720	33.610	210.5	
12	1'52.090 *	29.293	16.873	31.834	34.090*	207.6	5	1'49.364	26.743	16.491	32.432	33.698	208.4	
							6	1'51.954	29.711	16.633	31.885	33.725	208.4	

Fastest Lap: Jaume MASIA Leopard Racing SPA **1'46.905** 26.154 16.349 31.167 33.235

These data/results cannot be reproduced, stored and/or transmitted in whole or in part by any manner of electronic, mechanical, photocopying, recording, broadcasting or otherwise now known or herein after developed without the previous express consent by the copyright owner, except for reproduction in daily press and regular printed publications on sale to the public within 60 days of the event related to those data/results and always provided that copyright symbol appears together as follows below.
© DORNA, 2023

Practice Nr. 2

Moto3

Lap	Lap Time		T1	T2	T3	T4	Speed	Lap	Lap Time		T1	T2	T3	T4	Speed
7	1'48.251	P	26.556	16.401	31.610*	33.684	211.7	7	1'46.640	P	26.949	16.982	31.959	30.750	205.3
8	1'58.404		33.738	17.219	32.589	34.858	204.1	8	1'54.816	*	30.825	17.225	32.267	34.499*	203.3
9	1'50.041		27.037	16.830	32.126	34.048	206.5	9	1'50.759		27.175	17.144	32.157	34.283	204.1
10	1'46.423	P	27.340	17.105	32.792	29.186	204.9	10	1'50.395		27.057	17.166	31.992	34.180	204.1
11	1'53.795	*	30.720	16.701	32.101*	34.273	211.7	11	1'44.619	P	27.089	17.041	32.019	28.470	206.1
12	1'48.651		26.661	16.496	31.716	33.778	209.7	12	1'54.588		31.343	16.834	32.190	34.221	208.0
13	1'51.470	*	26.534	16.544	34.654	33.738*	203.3	13	1'48.862		26.822	16.836	31.517	33.687	207.6
14	1'48.285		26.568	16.353	31.949	33.415	210.9	14	1'48.838		26.568	16.732	31.605	33.933	208.0
								15	1'52.028		28.091	16.993	32.757	34.187	206.8

21st 92 David ALMANSA Finetwork Intact GP SPA
Runs=3 Total laps=17 Full laps=12 Valid laps=9

1	2'06.538		29.825	16.961	32.636	34.464	202.2
2	1'49.619		26.869	16.820	31.995	33.935	201.4
3	1'48.741		26.615	16.645	31.755	33.726	203.0
4	1'49.308		27.060	16.711	31.710	33.827	202.6
5	1'49.148		26.696	16.642	31.816	33.994	203.3
6	1'49.156	*	26.664	16.771	31.800	33.921*	202.6
7	1'49.516	P	28.409	17.657	33.520	29.930	192.8
8	1'52.070		29.072	17.107	31.800	34.091	202.2
9	1'48.872		26.714	16.663	31.790	33.705	204.1
10	1'49.314		26.834	16.797	31.933	33.750	203.3
11	1'49.654	*	26.806	16.716	32.053*	34.079	202.6
12	1'45.588	P	27.557	16.938	32.411	28.682	203.3
13	1'52.874		29.784	17.007	32.056	34.027	202.6
14	1'48.893		26.731	16.719	31.559	33.884	204.1
15	1'48.367		26.613	16.586	31.475	33.693	204.5
16	1'48.743	*	26.670	16.612	31.733	33.728*	205.7
17	1'48.783		26.752	16.619	31.635	33.777	204.5

22nd 6 Ryusei YAMANAKA Gaviota GASGAS Asp JPN
Runs=3 Total laps=16 Full laps=11 Valid laps=9

1	2'55.332		29.351	16.945	32.219	34.424	202.6
2	1'53.702	*	27.43*	16.761	31.898	37.607*	201.1
3	1'49.484	*	27.134	16.544	32.012	33.794*	208.4
4	1'48.548		26.539	16.495	31.447	34.067	208.8
5	1'48.508		26.488	16.678	31.565	33.777	206.1
6	1'49.367		26.523	16.494	31.514	34.836	207.2
7	1'46.839	P	26.447	16.887	31.595*	31.910	207.2
8	1'58.903		33.936	16.646	32.015	36.306	211.7
9	1'48.559		26.390	16.614	31.679	33.876	207.6
10	1'48.637		26.535	16.602	31.397	34.103	206.8
11	1'50.608		26.539	16.768	33.174	34.127	202.6
12	1'49.279		26.345	16.547	31.780	34.607	207.2
13	1'43.809	P	26.634	16.693	31.752	28.730	203.7
14	1'51.082		28.550	16.609	31.867	34.056	205.3
15	1'48.441		26.623	16.638	31.439	33.741	205.3
16	1'49.143		26.781	16.657	31.713	33.992	206.1

23rd 38 David SALVADOR CIP Green Power SPA
Runs=3 Total laps=15 Full laps=10 Valid laps=9

1	2'37.343		29.356	16.928	32.548	35.251	207.2
2	1'50.378		27.011	16.832	32.097	34.438	209.3
3	1'49.439		26.930	16.807	31.804	33.898	207.6
4	1'49.257		26.809	16.764	31.809	33.875	206.8
5	1'50.440	*	26.899	17.071	32.133*	34.337	204.5
6	1'56.137		30.148	17.226	32.261	36.502	206.5

24th 66 Joel KELSO CFMOTO Racing Pru AUS
Runs=2 Total laps=9 Full laps=6 Valid laps=5

1	3'15.017		30.724	16.744	32.301	34.994	208.8
2	1'49.753	*	27.149	16.716	31.944	33.944*	207.6
3	1'49.317		26.779	16.549	31.833	34.156	210.5
4	1'49.106	P	27.095	17.064	33.037	31.910	198.8
5	1'52.571		30.091	16.680	31.797	34.003	208.8
6	1'48.842		26.701	16.451	31.687	34.003	210.9
7	1'50.578		26.778	16.705	33.148	33.947	208.4
8	1'49.110		26.884	16.683	31.734	33.809	209.3
9	1'49.577		26.830	16.613	31.953	34.181	208.4

25th 64 Mario AJI Honda Team Asia INA
Runs=3 Total laps=16 Full laps=11 Valid laps=4

1	2'46.844		30.826	17.323	32.807	34.355	187.1
2	1'48.966		26.641	16.535	31.800	33.990	208.0
3	1'51.360	*	27.03*	16.978	33.209	34.138*	197.0
4	1'48.764	*	26.73*	16.632	31.524	33.875	204.9
5	1'49.889		26.817	16.691	31.863	34.518	205.7
6	1'51.822	*	28.504	16.971	32.184	34.163*	200.3
7	1'45.698	P	26.822	16.921	32.271	29.684	200.7
8	2'06.871		29.179	17.353	38.235	42.104	197.4
9	1'52.077		27.369	17.258	33.128	34.322	197.4
10	1'49.161		26.989	16.508	31.729	33.935	206.8
11	1'48.603	*	26.671	16.583	31.602	33.747*	205.7
12	1'51.100	*	27.34*	16.949	32.253	34.553	197.0
13	1'44.330	P	26.785	16.642	31.839	29.064	203.3
14	1'50.809	*	28.346	16.693	31.896*	33.874*	203.7
15	1'49.033	*	26.78*	16.744	31.664	33.839	204.1
16	1'50.940	*	27.69*	16.901	32.067	34.276	201.8

26th 72 Taiyo FURUSATO Honda Team Asia JPN
Runs=3 Total laps=18 Full laps=13 Valid laps=8

1	2'48.335		29.484	16.789	32.715	34.249	210.1
2	1'49.002		26.770	16.434	31.788	34.010	209.7
3	1'48.877	*	26.639	16.573	31.707	33.958*	209.3
4	1'54.067	*	30.121	17.112	32.305	34.529*	202.2
5	1'49.380		26.750	16.727	31.808	34.095	207.6
6	1'49.450		26.787	16.706	31.810	34.147	205.7
7	1'48.780	P	26.932	16.856	32.570	32.422	202.6
8	1'54.524	*	30.036	16.977	32.086	35.425*	203.3
9	1'49.423	*	26.743	16.737	31.740	34.203*	205.3
10	1'49.731	*	26.842	16.789	31.830	34.270*	204.9
11	1'49.779		26.894	16.920	31.764	34.201	204.9
12	1'51.303	*	26.878	16.797	31.948	35.680*	204.9
13	1'52.254		27.652	17.369	32.689	34.544	200.7

Fastest Lap: Jaume MASIA Leopard Racing SPA **1'46.905** 26.154 16.349 31.167 33.235

These data/results cannot be reproduced, stored and/or transmitted in whole or in part by any manner of electronic, mechanical, photocopying, recording, broadcasting or otherwise now known or herein after developed without the previous express consent by the copyright owner, except for reproduction in daily press and regular printed publications on sale to the public within 60 days of the event related to those data/results and always provided that copyright symbol appears together as follows below.
© DORNA, 2023

Practice Nr. 2

Moto3

Lap	Lap Time		T1	T2	T3	T4	Speed	Lap	Lap Time	T1	T2	T3	T4	Speed
14	1'45.321	P	27.202	17.075	32.102	28.942	201.4							
15	1'56.752		30.869	17.475	33.778	34.630	201.4							
16	1'50.201		26.992	16.912	31.859	34.438	204.5							
17	1'49.662		26.788	16.768	31.947	34.159	205.3							
18	1'48.992		26.723	16.621	31.805	33.843	209.3							

27th 22 Ana CARRASCO BOE Motorsports SPA
Runs=3 Total laps=16 Full laps=11 Valid laps=10

1	2'36.769		31.658	17.369	34.649	40.535	203.3							
2	1'51.375		27.506	16.876	32.446	34.547	208.0							
3	1'49.587		27.028	16.666	32.041	33.852	209.7							
4	1'49.384	*	26.912	16.630	31.840	34.002*	210.5							
5	1'50.120		26.873	16.893	32.175	34.179	206.8							
6	1'53.612		29.344	16.972	32.176	35.120	205.3							
7	1'49.635	P	27.141	17.165	34.403	30.926	200.3							
8	2'03.277		34.984	17.250	33.988	37.055	203.3							
9	1'49.416		26.955	16.706	31.850	33.905	208.8							
10	1'49.402		26.964	16.626	32.054	33.758	210.9							
11	1'54.448		26.870	16.745	31.841	38.992	208.4							
12	1'49.168	P	27.418	17.491	33.813	30.446	193.5							
13	1'59.283		35.127	16.988	32.251	34.917	207.2							
14	1'49.125		26.892	16.606	31.773	33.854	209.7							
15	1'49.045		26.708	16.717	31.785	33.835	210.9							
16	1'49.628		26.778	16.621	32.214	34.015	208.4							

28th 70 Joshua WHATLEY VisionTrack Racing T GBR
Runs=3 Total laps=16 Full laps=11 Valid laps=8

1	2'49.494		31.585	17.516	34.268	34.636	199.6							
2	1'58.969	*	28.612	17.705	37.179	35.473*	192.1							
3	1'50.601		27.359	16.829	32.524	33.889	204.9							
4	1'50.416	*	26.975	16.737	32.306*	34.398*	205.3							
5	1'54.473		28.178	17.275	34.001	35.019	198.1							
6	1'50.986	*	27.226	16.956	32.405	34.399*	200.7							
7	1'47.309	P	27.039	17.017	33.387*	29.866	201.4							
8	2'08.392		34.039	19.141	37.731	37.481	187.8							
9	1'50.532		27.117	16.822	32.306	34.287	205.3							
10	1'55.654		29.523	19.029	33.000	34.102	187.1							
11	1'50.413		27.041	16.989	32.282	34.101	203.0							
12	1'46.933	P	27.685	17.020	34.029	28.199	203.0							
13	2'05.171		39.040	18.209	33.614	34.308	191.1							
14	1'49.059		26.767	16.655	31.830	33.807	206.8							
15	1'50.626		26.585	16.570	33.083	34.388	210.9							
16	1'49.097		26.728	16.565	31.941	33.863	206.1							

29th 95 Collin VEIJER Liqui Moly Husqvarna NED
Runs=3 Total laps=10 Full laps=6 Valid laps=6

1	3'43.172		29.844	17.040	32.626	34.492	204.1							
2	1'50.222		27.057	16.783	32.064	34.318	204.9							
3	1'50.154		27.066	16.789	32.019	34.280	206.5							
4	1'50.066		26.919	16.687	32.016	34.444	206.5							
5	1'44.913	P	27.003	16.802	31.998	29.110	205.7							
6	1'53.771	P	32.901	17.181	33.527	30.162	205.3							
7	1'58.756		31.730	19.113	32.899	35.014	185.2							
8	1'50.293		27.059	16.784	32.088	34.362	206.8							
9	1'50.044		26.957	16.750	32.012	34.325	207.6							
10	1'50.518		26.971	16.800	32.138	34.609	206.5							

Fastest Lap: Jaume MASIA Leopard Racing SPA **1'46.905** 26.154 16.349 31.167 33.235

These data/results cannot be reproduced, stored and/or transmitted in whole or in part by any manner of electronic, mechanical, photocopying, recording, broadcasting or otherwise now known or herein after developed without the previous express consent by the copyright owner, except for reproduction in daily press and regular printed publications on sale to the public within 60 days of the event related to those data/results and always provided that copyright symbol appears together as follows below.
© DORNA, 2023

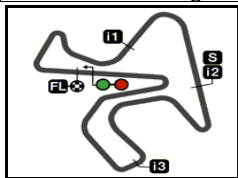
Official MotoGP Timing by TISSOT
www.motogp.com

Jerez de la Frontera, Friday, April 28, 2023

Page 5 of 5

motogp





4423 m.

GRAN PREMIO MotoGP™ GURU BY GRYPYN DE ESPAÑA

Practice Nr. 2

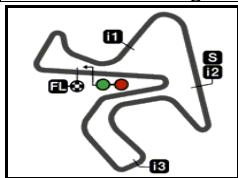
Best Partial Times

IT Ideal Lap Time, sum of the best partial times

BT Best Lap Time

T1		T2		T3		T4				IT	BT	
Pos	Rider	Time	Rider	Time	Rider	Time	Rider	Time	Pos	Rider	IT	BT
1	T.SUZUKI	26.148	K.TOBA	16.131	A.SASAKI	31.019	A.MIGNO	33.155	1	J.MASIA	1'46.766	1'46.905 (1)
2	J.MASIA	26.154	D.MUÑOZ	16.184	J.MASIA	31.084	J.MASIA	33.179	2	A.SASAKI	1'46.814	1'46.917 (2)
3	D.ÖNCÜ	26.173	D.HOLGADO	16.204	A.MIGNO	31.125	M.BERTELLE	33.182	3	D.MUÑOZ	1'46.964	1'47.236 (8)
4	I.ORTOLÁ	26.208	I.ORTOLÁ	16.209	D.HOLGADO	31.193	D.MUÑOZ	33.248	4	A.MIGNO	1'46.969	1'47.000 (3)
5	D.MOREIRA	26.212	T.SUZUKI	16.213	I.ORTOLÁ	31.222	S.NEPA	33.261	5	I.ORTOLÁ	1'47.027	1'47.317 (10)
6	A.SASAKI	26.223	R.ROSSI	16.235	S.NEPA	31.237	K.TOBA	33.262	6	D.HOLGADO	1'47.030	1'47.220 (7)
7	D.MUÑOZ	26.236	M.BERTELLE	16.250	K.TOBA	31.239	A.SASAKI	33.275	7	M.BERTELLE	1'47.064	1'47.201 (6)
8	A.MIGNO	26.279	S.NEPA	16.255	M.BERTELLE	31.286	D.ÖNCÜ	33.328	7	K.TOBA	1'47.064	1'47.078 (4)
9	D.HOLGADO	26.286	F.FARIOLI	16.256	R.FENATI	31.286	D.HOLGADO	33.347	9	T.SUZUKI	1'47.089	1'47.120 (5)
10	R.FENATI	26.319	A.SASAKI	16.297	D.MUÑOZ	31.296	D.MOREIRA	33.356	10	S.NEPA	1'47.105	1'47.240 (9)
11	R.YAMANAKA	26.345	D.ÖNCÜ	16.317	T.SUZUKI	31.310	X.ARTIGAS	33.373	11	D.ÖNCÜ	1'47.148	1'47.423 (11)
12	M.BERTELLE	26.346	R.FENATI	16.320	D.ÖNCÜ	31.330	I.ORTOLÁ	33.388	12	D.MOREIRA	1'47.330	1'47.435 (12)
13	S.NEPA	26.352	J.MASIA	16.349	X.ARTIGAS	31.358	J.RUEDA	33.415	13	R.FENATI	1'47.346	1'47.506 (13)
14	D.ALONSO	26.356	J.RUEDA	16.353	R.YAMANAKA	31.397	T.SUZUKI	33.418	14	X.ARTIGAS	1'47.597	1'47.675 (14)
15	R.ROSSI	26.367	D.MOREIRA	16.359	D.MOREIRA	31.403	R.FENATI	33.421	15	R.ROSSI	1'47.693	1'48.056 (16)
16	X.ARTIGAS	26.383	D.ALONSO	16.361	S.OGDEN	31.460	S.AZMAN	33.478	16	S.OGDEN	1'47.872	1'47.872 (15)
17	K.TOBA	26.432	S.OGDEN	16.386	D.ALMANSA	31.475	S.OGDEN	33.505	17	F.FARIOLI	1'47.900	1'48.200 (19)
18	F.FARIOLI	26.517	A.MIGNO	16.410	F.FARIOLI	31.514	R.ROSSI	33.562	18	R.YAMANAKA	1'47.977	1'48.441 (22)
19	S.OGDEN	26.521	S.AZMAN	16.427	D.SALVADOR	31.517	F.FARIOLI	33.613	19	J.RUEDA	1'48.018	1'48.285 (20)
20	J.RUEDA	26.534	T.FURUSATO	16.434	M.AJI	31.524	D.ALONSO	33.681	20	D.ALONSO	1'48.048	1'48.081 (17)
21	S.AZMAN	26.559	J.KELSO	16.451	R.ROSSI	31.529	D.SALVADOR	33.687	21	S.AZMAN	1'48.121	1'48.142 (18)
22	D.SALVADOR	26.568	X.ARTIGAS	16.483	D.ALONSO	31.650	D.ALMANSA	33.693	22	D.ALMANSA	1'48.367	1'48.367 (21)
23	J.WHATLEY	26.585	R.YAMANAKA	16.494	S.AZMAN	31.657	R.YAMANAKA	33.741	23	D.SALVADOR	1'48.504	1'48.838 (23)
24	D.ALMANSA	26.613	M.AJI	16.508	J.KELSO	31.687	A.CARRASCO	33.758	24	M.AJI	1'48.512	1'48.966 (25)

These data/results cannot be reproduced, stored and/or transmitted in whole or in part by any manner of electronic, mechanical, photocopying, recording, broadcasting or otherwise now known or herein after developed without the previous express consent by the copyright owner, except for reproduction in daily press and regular printed publications on sale to the public within 60 days of the event related to those data/results and always provided that copyright symbol appears together as follows below.
© DORNA, 2023



4423 m.

GRAN PREMIO MotoGP™ GURU BY GRYPYN DE ESPAÑA

Practice Nr. 2

Best Partial Times

IT Ideal Lap Time, sum of the best partial times

BT Best Lap Time

T1		T2		T3		T4						
Pos	Rider	Time	Rider	Time	Rider	Time	Rider	Time	Pos	Rider	IT	BT
25	T.FURUSATO	26.639	J.WHATLEY	16.565	T.FURUSATO	31.707	J.WHATLEY	33.807	25	T.FURUSATO	1'48.623	1'48.992 (26)
26	M.AJI	26.641	D.ALMANSA	16.586	J.RUEDA	31.716	J.KELSO	33.809	26	J.KELSO	1'48.648	1'48.842 (24)
27	J.KELSO	26.701	A.CARRASCO	16.606	A.CARRASCO	31.773	M.AJI	33.839	27	J.WHATLEY	1'48.787	1'49.059 (28)
28	A.CARRASCO	26.708	C.VEIJER	16.687	J.WHATLEY	31.830	T.FURUSATO	33.843	28	A.CARRASCO	1'48.845	1'49.045 (27)
29	C.VEIJER	26.919	D.SALVADOR	16.732	C.VEIJER	31.998	C.VEIJER	34.280	29	C.VEIJER	1'49.884	1'50.044 (29)

These data/results cannot be reproduced, stored and/or transmitted in whole or in part by any manner of electronic, mechanical, photocopying, recording, broadcasting or otherwise now known or herein after developed without the previous express consent by the copyright owner, except for reproduction in daily press and regular printed publications on sale to the public within 60 days of the event related to those data/results and always provided that copyright symbol appears together as follows below.
© DORNA, 2023

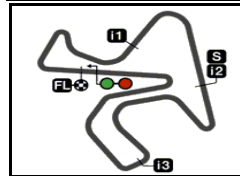
Official MotoGP Timing by TISSOT
www.motogp.com




GRAN PREMIO MotoGP™ GURU BY GRYFYN DE ESPAÑA

Practice Nr. 2

Fastest Laps Sequence



4423 m.

Practice Time	 Rider	Nation	Motorcycle	Time	Km/h	Rider's Lap
3'53.301	48 Ivan ORTOLÁ	SPA	KTM	1'49.874	144.9	2
3'56.157	92 David ALMANSA	SPA	HUSQVARNA	1'49.619	145.2	2
4'34.302	96 Daniel HOLGADO	SPA	KTM	1'48.341	146.9	2
4'47.922	24 Tatsuki SUZUKI	JPN	HONDA	1'47.763	147.7	2
6'35.599	27 Kaito TOBA	JPN	HONDA	1'47.575	148.0	3
29'34.333	96 Daniel HOLGADO	SPA	KTM	1'47.220	148.5	10
38'10.191	71 Ayumu SASAKI	JPN	HUSQVARNA	1'46.917	148.9	7
40'56.484	5 Jaime MASIA	SPA	HONDA	1'46.905	148.9	15

These data/results cannot be reproduced, stored and/or transmitted in whole or in part by any manner of electronic, mechanical, photocopying, recording, broadcasting or otherwise now known or herein after developed without the previous express consent by the copyright owner, except for reproduction in daily press and regular printed publications on sale to the public within 60 days of the event related to those data/results and always provided that copyright symbol appears together as follows below.

© DORNA, 2023

Official MotoGP Timing by TISSOT
www.motogp.com

Jerez de la Frontera, Friday, April 28, 2023

