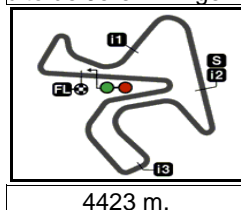


GRAN PREMIO MotoGP™ GURU BY GRYPYN DE ESPAÑA


Practice Nr. 2

Classification

6



4423 m.

		Rider	Nation	Team	Motorcycle	Time	Lap	Total	Gap	Top Speed
1	41	Aleix ESPARGARO	SPA	Aprilia Racing	APRILIA	1'36.708	21	22		290.3
2	12	Maverick VIÑALES	SPA	Aprilia Racing	APRILIA	1'36.710	24	25	0.002 0.002	292.6
3	43	Jack MILLER	AUS	Red Bull KTM Factory Racing	KTM	1'36.835	26	27	0.127 0.125	293.4
4	5	Johann ZARCO	FRA	Prima Pramac Racing	DUCATI	1'36.896	21	22	0.188 0.061	290.3
5	88	Miguel OLIVEIRA	POR	CryptoDATA RNF MotoGP Team	APRILIA	1'36.956	24	25	0.248 0.060	291.1
6	73	Alex MARQUEZ	SPA	Gresini Racing MotoGP	DUCATI	1'37.041	22	23	0.333 0.085	290.3
7	72	Marco BEZZECCHI	ITA	Mooney VR46 Racing Team	DUCATI	1'37.174	23	24	0.466 0.133	293.4
8	1	Francesco BAGNAIA	ITA	Ducati Lenovo Team	DUCATI	1'37.233	20	21	0.525 0.059	290.3
9	26	Dani PEDROSA	SPA	Red Bull KTM Factory Racing	KTM	1'37.251	23	24	0.543 0.018	297.5
10	10	Luca MARINI	ITA	Mooney VR46 Racing Team	DUCATI	1'37.276	22	25	0.568 0.025	290.3
11	89	Jorge MARTIN	SPA	Prima Pramac Racing	DUCATI	1'37.306	24	28	0.598 0.030	292.6
12	33	Brad BINDER	RSA	Red Bull KTM Factory Racing	KTM	1'37.390	21	24	0.682 0.084	293.4
13	25	Raul FERNANDEZ	SPA	CryptoDATA RNF MotoGP Team	APRILIA	1'37.403	19	20	0.695 0.013	288.7
14	30	Takaaki NAKAGAMI	JPN	LCR Honda IDEMITSU	HONDA	1'37.483	25	26	0.775 0.080	288.0
15	20	Fabio QUARTARARO	FRA	Monster Energy Yamaha MotoGP	YAMAHA	1'37.505	25	28	0.797 0.022	291.8
16	21	Franco MORBIDELLI	ITA	Monster Energy Yamaha MotoGP	YAMAHA	1'37.700	21	25	0.992 0.195	291.1
17	49	Fabio DI GIANNANTONIO	ITA	Gresini Racing MotoGP	DUCATI	1'37.860	19	24	1.152 0.160	288.0
18	6	Stefan BRADL	GER	HRC Team	HONDA	1'37.873	24	25	1.165 0.013	290.3
19	36	Joan MIR	SPA	Repsol Honda Team	HONDA	1'37.916	22	22	1.208 0.043	288.0
20	23	Enea BASTIANINI	ITA	Ducati Lenovo Team	DUCATI	1'37.985	17	17	1.277 0.069	291.1
21	42	Alex RINS	SPA	LCR Honda CASTROL	HONDA	1'38.132	22	24	1.424 0.147	288.7
22	94	Jonas FOLGER	GER	GASGAS Factory Racing Tech3	KTM	1'38.698	19	20	1.990 0.566	288.7
23	37	Augusto FERNANDEZ	SPA	GASGAS Factory Racing Tech3	KTM	1'38.928	21	24	2.220 0.230	287.2
24	27	Iker LECUONA	SPA	Repsol Honda Team	HONDA	1'39.274	21	24	2.566 0.346	288.0

Practice condition: Dry

Air: 33°

Humidity: 24%

Ground: 49°

Fastest Lap:	Lap: 21	Aleix ESPARGARO	1'36.708	164.6 Km/h
Best Race Lap:	2022	Francesco BAGNAIA	1'37.669	163.0 Km/h
All Time Lap Record:	2022	Francesco BAGNAIA	1'36.170	165.5 Km/h

The results are provisional until the end of the limit for protest and appeals.

Time limit for protest expires 30' after publication of the results - Time:

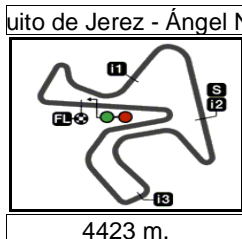
These data/results cannot be reproduced, stored and/or transmitted in whole or in part by any manner of electronic, mechanical, photocopying, recording, broadcasting or otherwise now known or herein after developed without the previous express consent by the copyright owner, except for reproduction in daily press and regular printed publications on sale to the public within 60 days of the event related to those data/results and always provided that copyright symbol appears together as follows below.

© DORNA, 2023


Official MotoGP Timing by TISSOT
www.motogp.com

Jerez de la Frontera, Friday, April 28, 2023





4423 m.

	Rider	Nation	Team	MOTORCYCLE	P1	P2	Gap	
1	41 A.ESPARGARO	SPA	Aprilia Racing	APRILIA	1'37.090	15	1'36.708	21
2	12 M.VIÑALES	SPA	Aprilia Racing	APRILIA	1'37.389	17	1'36.710	24 0.002 0.002
3	26 D.PEDROSA	SPA	Red Bull KTM Factory Racing	KTM	1'36.770	20	1'37.251	23 0.062 0.060
4	89 J.MARTIN	SPA	Prima Pramac Racing	DUCATI	1'36.804	19	1'37.306	24 0.096 0.034
5	43 J.MILLER	AUS	Red Bull KTM Factory Racing	KTM	1'37.262	18	1'36.835	26 0.127 0.031
6	5 J.ZARCO	FRA	Prima Pramac Racing	DUCATI	1'37.432	16	1'36.896	21 0.188 0.061
7	88 M.OLIVEIRA	POR	CryptoDATA RNF MotoGP Team	APRILIA	1'37.633	17	1'36.956	24 0.248 0.060
8	73 A.MARQUEZ	SPA	Gresini Racing MotoGP	DUCATI	1'37.138	18	1'37.041	22 0.333 0.085
9	30 T.NAKAGAMI	JPN	LCR Honda IDEMITSU	HONDA	1'37.044	17	1'37.483	25 0.336 0.003
10	10 L.MARINI	ITA	Mooney VR46 Racing Team	DUCATI	1'37.053	18	1'37.276	22 0.345 0.009
11	33 B.BINDER	RSA	Red Bull KTM Factory Racing	KTM	1'37.097	20	1'37.390	21 0.389 0.044
12	72 M.BEZZECCHI	ITA	Mooney VR46 Racing Team	DUCATI	1'37.682	19	1'37.174	23 0.466 0.077
13	1 F.BAGNAIA	ITA	Ducati Lenovo Team	DUCATI	1'37.388	17	1'37.233	20 0.525 0.059
14	25 R.FERNANDEZ	SPA	CryptoDATA RNF MotoGP Team	APRILIA	1'38.055	13	1'37.403	19 0.695 0.170
15	42 A.RINS	SPA	LCR Honda CASTROL	HONDA	1'37.487	18	1'38.132	22 0.779 0.084
16	20 F.QUARTARARO	FRA	Monster Energy Yamaha MotoGP	YAMAHA	1'38.073	6	1'37.505	25 0.797 0.018
17	21 F.MORBIDELLI	ITA	Monster Energy Yamaha MotoGP	YAMAHA	1'38.106	14	1'37.700	21 0.992 0.195
18	36 J.MIR	SPA	Repsol Honda Team	HONDA	1'37.850	17	1'37.916	22 1.142 0.150
19	49 F.DI GIANNANTO	ITA	Gresini Racing MotoGP	DUCATI	1'38.104	16	1'37.860	19 1.152 0.010
20	6 S.BRADL	GER	HRC Team	HONDA	1'37.902	17	1'37.873	24 1.165 0.013
21	23 E.BASTIANINI	ITA	Ducati Lenovo Team	DUCATI	1'38.931	13	1'37.985	17 1.277 0.112
22	37 A.FERNANDEZ	SPA	GASGAS Factory Racing Tech3	KTM	1'38.278	17	1'38.928	21 1.570 0.293
23	94 J.FOLGER	GER	GASGAS Factory Racing Tech3	KTM	1'39.545	17	1'38.698	19 1.990 0.420
24	27 I.LECUONA	SPA	Repsol Honda Team	HONDA	1'40.509	13	1'39.274	21 2.566 0.576

Pole Position Record:	2022	Francesco BAGNAIA	1'36.170	165.5 Km/h
Best Race Lap:	2022	Francesco BAGNAIA	1'37.669	163.0 Km/h
All Time Lap Record:	2022	Francesco BAGNAIA	1'36.170	165.5 Km/h

The results are provisional until the end of the limit for protest and appeals.

Time limit for protest expires 60' after publication of the results - Time:

These data/results cannot be reproduced, stored and/or transmitted in whole or in part by any manner of electronic, mechanical, photocopying, recording, broadcasting or otherwise now known or herein after developed without the previous express consent by the copyright owner, except for reproduction in daily press and regular printed publications on sale to the public within 60 days of the event related to those data/results and always provided that copyright symbol appears together as follows below.

© DORNA, 2023

Official MotoGP Timing by TISSOT

www.motogp.com

Jerez de la Frontera, Friday, April 28, 2023





Rider

Nation

Motorcycle

Top 5 speeds

Average

Top

Rider	Nation	Motorcycle	Top 5 speeds					Average	Top
26 Dani PEDROSA	SPA	KTM	297.5	296.7	296.7	296.7	295.0	296.5	297.5
33 Brad BINDER	RSA	KTM	293.4	292.6	292.6	292.6	291.8	292.6	293.4
43 Jack MILLER	AUS	KTM	293.4	291.8	291.1	291.1	291.1	291.7	293.4
72 Marco BEZZECCHI	ITA	DUCATI	293.4	292.6	291.1	291.1	291.1	291.9	293.4
12 Maverick VIÑALES	SPA	APRILIA	292.6	291.1	291.1	290.3	290.3	291.0	292.6
89 Jorge MARTIN	SPA	DUCATI	292.6	291.1	291.1	291.1	291.1	291.4	292.6
20 Fabio QUARTARARO	FRA	YAMAHA	291.8	291.1	290.3	290.3	290.3	290.6	291.8
21 Franco MORBIDELLI	ITA	YAMAHA	291.1	290.3	289.5	289.5	289.5	290.0	291.1
23 Enea BASTIANINI	ITA	DUCATI	291.1	290.3	290.3	289.5	289.5	290.0	291.1
88 Miguel OLIVEIRA	POR	APRILIA	291.1	291.1	290.3	290.3	290.3	290.6	291.1
1 Francesco BAGNAIA	ITA	DUCATI	290.3	290.3	290.3	290.3	290.3	290.3	290.3
5 Johann ZARCO	FRA	DUCATI	290.3	289.5	289.5	288.7	288.7	289.2	290.3
6 Stefan BRADL	GER	HONDA	290.3	288.7	287.2	286.4	286.4	287.8	290.3
10 Luca MARINI	ITA	DUCATI	290.3	289.5	289.5	289.5	289.5	289.6	290.3
41 Aleix ESPARGARO	SPA	APRILIA	290.3	290.3	288.7	288.7	288.7	289.3	290.3
73 Alex MARQUEZ	SPA	DUCATI	290.3	290.3	290.3	288.7	288.0	289.1	290.3
25 Raul FERNANDEZ	SPA	APRILIA	288.7	288.7	288.0	288.0	288.0	288.3	288.7
42 Alex RINS	SPA	HONDA	288.7	288.0	288.0	287.2	287.2	287.7	288.7
94 Jonas FOLGER	GER	KTM	288.7	287.2	286.4	286.4	286.4	286.8	288.7
27 Iker LECUONA	SPA	HONDA	288.0	286.4	285.7	285.7	285.7	286.1	288.0
30 Takaaki NAKAGAMI	JPN	HONDA	288.0	287.2	287.2	286.4	286.4	286.8	288.0
36 Joan MIR	SPA	HONDA	288.0	287.2	286.4	286.4	286.4	286.9	288.0
49 Fabio DI GIANNANTONIO	ITA	DUCATI	288.0	288.0	286.4	285.7	285.7	286.6	288.0
37 Augusto FERNANDEZ	SPA	KTM	287.2	286.4	284.9	284.9	284.9	285.4	287.2

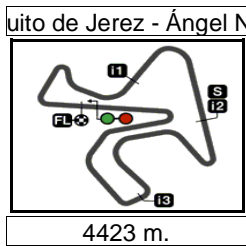
These data/results cannot be reproduced, stored and/or transmitted in whole or in part by any manner of electronic, mechanical, photocopying, recording, broadcasting or otherwise now known or herein after developed without the previous express consent by the copyright owner, except for reproduction in daily press and regular printed publications on sale to the public within 60 days of the event related to those data/results and always provided that copyright symbol appears together as follows below.

© DORNA, 2023

Official MotoGP Timing by TISSOT
www.motogp.com



Jerez de la Frontera, Friday, April 28, 2023



Results and timing service provided by TISSOT

MotoGP™

GRAN PREMIO MotoGP™ GURU BY GRYPYN DE ESPAÑA

Practice Nr. 2

Chronological Analysis of Performances

9

* Lap / Sector time cancelled

T1 Time from finish line to 1st intermedate

T3 Time from 2nd intermed. to 3rd intermed.

P Crossing the finish line in pit lane

T2 Time from 1st intermed. to 2nd intermed.

T4 Time from 3rd intermedate to finish line

**Tyre data subject to further updates

Lap	Lap Time	T1	T2	T3	T4	Speed	Lap	Lap Time	T1	T2	T3	T4	Speed		
1st	41	Aleix ESPARGARO APRILIA SPA						3	1'40.030	25.325	14.436	30.072	30.197	288.7	
		Aprilia Racing						4	1'39.087	24.807	14.426	29.848	30.006	288.7	
		Runs=5 Total laps=22 Full laps=13 Valid laps=13						5	1'38.713	24.749	14.381	29.624	29.959	289.5	
Run #	1	Front Tyre	Slick-Medium	Rear Tyre	Slick-Medium		6	1'38.410	24.537	14.331	29.615	29.927	288.0		
		5 Laps at start			New Tyre			7	1'39.756 *	25.357	14.533	29.708	30.158*	288.7	
1	2'27.660	29.748	15.023	30.636	30.359	277.6	8	1'38.455	24.715	14.382	29.512	29.846	289.5		
2	1'38.970	24.875	14.365	29.528	30.202	288.0	9	1'38.245	24.604	14.335	29.464	29.842	290.3		
3	1'38.737	24.753	14.322	29.540	30.122	288.7	10	1'37.257 P	26.765	15.080	29.949	25.463	287.2		
4	1'43.661	26.740	15.842	30.818	30.261	221.3	Run #	3	Front Tyre	Slick-Medium	Rear Tyre	Slick-Medium			
5	1'38.487	24.699	14.414	29.486	29.888	286.4			22 Laps at start			10 Laps at start			
6	1'39.522 P	26.706	14.849	30.552	27.415	278.3	11	1'44.673 P	29.327	14.755	30.316*	30.275	283.4		
Run #	2	Front Tyre	Slick-Medium	Rear Tyre	Slick-Medium		Run #	4	Front Tyre	Slick-Medium	Rear Tyre	Slick-Medium			
		11 Laps at start			6 Laps at start					23 Laps at start			11 Laps at start		
7	1'43.831	28.885	14.827	29.854	30.265	284.9	12	1'39.572 P	28.944	14.741	30.246	25.641	284.9		
8	1'38.314	24.730	14.372	29.308	29.904	286.4	Run #	5	Front Tyre	Slick-Medium	Rear Tyre	Slick-Medium			
9	1'38.245	24.573	14.399	29.289	29.984	287.2			24 Laps at start			12 Laps at start			
10	1'46.909 P	26.814	15.055	33.593*	31.447	273.4	13	1'43.479	28.344	14.761	30.058	30.316	285.7		
Run #	3	Front Tyre	Slick-Medium	Rear Tyre	Slick-Medium		14	1'38.592	24.717	14.407	29.522	29.946	289.5		
		15 Laps at start			13 Laps at start			15	1'38.214	24.605	14.330	29.472	29.807	291.1	
11	1'46.691	29.465	14.820	29.872	32.534	285.7	16	1'38.368	24.674	14.347	29.583	29.764	288.0		
12	1'38.076	24.604	14.346	29.256	29.870	288.7	17	1'38.131	24.617	14.349	29.415	29.750	290.3		
13	1'38.024	24.460	14.412	29.235	29.917	287.2	18	1'38.674	24.628	14.348	29.463	30.235	288.0		
14	1'38.496	24.695	14.364	29.381	30.056	288.0	19	1'38.771 P	24.582	14.444	33.742	26.003	287.2		
15	1'38.410	24.644	14.333	29.408	30.025	287.2	Run #	6	Front Tyre	Slick-Medium	Rear Tyre	Slick-Soft			
16	1'42.098 P	24.535	14.921	33.092	29.550	216.4			New Tyre			New Tyre			
Run #	4	Front Tyre	Slick-Medium	Rear Tyre	Slick-Soft		20	1'43.331	28.813	14.698	30.061	29.759	288.0		
		New Tyre			New Tyre			21	1'36.899	24.282	14.226	29.010	29.381	292.6	
17	1'41.865	27.668	14.494	29.829	29.874	290.3	22	1'39.709 P	26.632	14.936	32.402	25.739	286.4		
18	1'37.137	24.260	14.280	28.935	29.662	290.3	Run #	7	Front Tyre	Slick-Medium	Rear Tyre	Slick-Soft			
19	1'41.458 P	27.221	15.440	31.272	27.525	241.6			3 Laps at start			New Tyre			
Run #	5	Front Tyre	Slick-Medium	Rear Tyre	Slick-Soft		23	1'43.360	28.501	14.604	30.520	29.735	289.5		
		3 Laps at start			New Tyre			24	1'36.710	24.176	14.175	29.044	29.315	291.1	
20	1'44.504	30.112	14.621	29.324	30.447	287.2	25	1'44.267	28.713	14.713	30.674	30.167	287.2		
21	1'36.708	24.185	14.182	28.915	29.426	288.7									
22	1'54.205	33.302	15.887	31.463	33.553	238.9									

2nd	12	Maverick VIÑALES APRILIA SPA					
		Aprilia Racing					
		Runs=7 Total laps=25 Full laps=15 Valid laps=14					
Run #	1	Front Tyre	Slick-Medium	Rear Tyre	Slick-Medium		
		12 Laps at start			New Tyre		
1	1'45.456 P	32.053	15.096	30.842	26.514	284.2	
Run #	2	Front Tyre	Slick-Medium	Rear Tyre	Slick-Medium		
		13 Laps at start			1 Laps at start		
2	1'45.454	30.415	14.553	30.190	30.296	290.3	

3rd	43	Jack MILLER KTM AUS					
		Red Bull KTM Factory Racing					
		Runs=4 Total laps=27 Full laps=20 Valid laps=18					
Run #	1	Front Tyre	Slick-Medium	Rear Tyre	Slick-Soft		
		New Tyre			4 Laps at start		
1	2'03.782	30.477	15.273	30.626	30.941	285.7	
2	1'40.292	25.232	14.702	29.777	30.581	287.2	
3	1'42.582 *	27.875*	14.769	29.656	30.282	287.2	
4	1'38.975	24.782	14.448	29.484	30.261	291.1	
5	1'39.946	25.473	14.568	29.637	30.268	288.7	
6	1'38.804	24.708	14.471	29.492	30.133	288.7	

Fastest Lap: Aleix ESPARGARO Aprilia Racing SPA **1'36.708** 24.185 14.182 28.915 29.426

These data/results cannot be reproduced, stored and/or transmitted in whole or in part by any manner of electronic, mechanical, photocopying, recording, broadcasting or otherwise now known or herein after developed without the previous express consent by the copyright owner, except for reproduction in daily press and regular printed publications on sale to the public within 60 days of the event related to those data/results and always provided that copyright symbol appears together as follows below.
© DORNA, 2023



Practice Nr. 2

MotoGP

Lap	Lap Time	T1	T2	T3	T4	Speed	Lap	Lap Time	T1	T2	T3	T4	Speed
7	1'38.961 *	24.655	14.543*	29.471	30.292	284.9	17	1'45.089	24.544	14.364	33.775	32.406	287.2
8	1'39.356	24.889	14.605	29.509	30.353	288.0	18	1'37.951	24.418	14.361	29.105	30.067	288.7
9	1'39.557	24.871	14.602	29.676	30.408	287.2	19	1'49.766 P	34.117	15.987	31.311	28.351	274.8
10	1'44.652 P	27.085*	17.860	32.528	27.179	233.7	Run # 5 Front Tyre Slick-Medium Rear Tyre Slick-Soft 6 Laps at start New Tyre						
Run # 2 Front Tyre Slick-Medium Rear Tyre Slick-Medium 10 Laps at start New Tyre							20	1'40.825 *	26.969	14.521	29.478*	29.857	286.4
11	1'50.205	34.197	15.106	30.278	30.624	285.7	21	1'36.896	24.114	14.186	29.033	29.563	289.5
12	1'39.046	24.795	14.477	29.569	30.205	288.7	22	1'49.339 *	28.894	16.421*	32.250	31.774	270.0
13	1'38.518	24.703	14.406	29.409	30.000	291.1	5th 88 Miguel OLIVEIRA APRILIA POR CryptoDATA RNF MotoGP Team Runs=5 Total laps=25 Full laps=16 Valid laps=13						
14	1'38.634	24.716	14.467	29.454	29.997	288.7	Run # 1 Front Tyre Slick-Medium Rear Tyre Slick-Soft 2 Laps at start 2 Laps at start						
15	1'39.073	24.871	14.489	29.479	30.234	290.3	1	2'22.297	30.507	15.271	31.565	31.050	274.1
16	1'38.970	24.813	14.486	29.478	30.193	289.5	2	1'39.546	25.024	14.520	29.846	30.156	289.5
17	1'44.886	24.654	14.486	33.565	32.181	286.4	3	1'38.897 *	24.868	14.444*	29.471	30.114	288.0
18	1'38.897	24.803	14.438	29.437	30.219	289.5	4	1'38.582	24.733	14.371	29.453	30.025	290.3
19	1'38.881	24.670	14.510	29.479	30.222	287.2	5	1'38.802 P	26.512	15.337	30.206	26.747	274.8
20	1'39.091	24.748	14.524	29.558	30.261	288.0	Run # 2 Front Tyre Slick-Medium Rear Tyre Slick-Medium 7 Laps at start New Tyre						
21	1'43.105 P	27.296	15.741	31.455	28.613	275.5	6	1'46.091	30.171	14.864	30.380	30.676	285.7
Run # 3 Front Tyre Slick-Medium Rear Tyre Slick-Soft New Tyre New Tyre							7	1'38.350	24.672	14.357	29.302	30.019	288.0
22	1'49.849	30.483	15.599	31.321	32.446	247.1	8	1'40.731	25.303	14.623	30.292	30.513	286.4
23	1'37.459	24.369	14.231	29.011	29.848	291.1	9	1'38.682 P	24.647	14.424	30.495*	29.116	288.7
24	1'45.093 P	30.325	15.856	31.530	27.382	236.8	Run # 3 Front Tyre Slick-Medium Rear Tyre Slick-Medium 11 Laps at start 4 Laps at start						
Run # 4 Front Tyre Slick-Medium Rear Tyre Slick-Soft 3 Laps at start New Tyre							10	1'45.778	29.944	14.861	30.457	30.516	280.5
25	1'45.679	28.449	14.518	29.962	32.750	291.8	11	1'38.886	24.751	14.496	29.409	30.230	288.0
26	1'36.835	24.146	14.198	28.954	29.537	293.4	12	1'38.482	24.735	14.438	29.373	29.936	288.7
27	1'51.945	31.140	15.310	30.927	34.568	280.5	13	1'38.819	24.690	14.436	29.437	30.256	288.7
4th 5 Johann ZARCO DUCATI FRA Prima Pramac Racing Runs=5 Total laps=22 Full laps=13 Valid laps=12							14	1'38.480	24.587	14.454	29.310	30.129	289.5
Run # 1 Front Tyre Slick-Medium Rear Tyre Slick-Medium New Tyre 13 Laps at start							15	1'38.985	24.675	14.561	29.594	30.155	289.5
1	2'41.181	29.579	15.581	31.176	30.917	282.7	16	1'38.618	24.679	14.472	29.362	30.105	288.7
2	1'40.234	25.379	14.523	29.988	30.344	287.2	17	1'45.047 P	26.740	16.370	33.957	27.980	199.2
3	1'39.181	24.982	14.390	29.643	30.166	288.7	Run # 4 Front Tyre Slick-Medium Rear Tyre Slick-Soft New Tyre New Tyre						
4	1'39.614	25.196	14.473	29.676	30.269	288.0	18	1'47.638	31.988	14.874	30.274	30.502	288.0
5	1'39.003	24.882	14.399	29.525	30.197	288.7	19	1'37.780	24.451	14.264	29.246	29.819	291.1
6	1'37.908 P	24.991	14.621	31.585	26.711	285.7	20	1'37.692	24.328	14.307	29.252	29.805	291.1
Run # 2 Front Tyre Slick-Medium Rear Tyre Slick-Medium 6 Laps at start 7 Laps at start							21	1'37.681 P	26.043	14.779	30.519	26.340	290.3
7	1'50.106 *	29.122	15.446	34.422*	31.116	279.7	Run # 5 Front Tyre Slick-Medium Rear Tyre Slick-Soft 4 Laps at start New Tyre						
8	1'38.297	24.630	14.347	29.346	29.974	289.5	22	1'44.966	29.864	14.777	29.969	30.356	289.5
9	1'43.714 P	24.819*	15.585*	32.539*	30.771	279.7	23	1'39.264 *	24.391	14.319	30.219*	30.335	287.2
Run # 3 Front Tyre Slick-Medium Rear Tyre Slick-Medium 9 Laps at start 10 Laps at start							24	1'36.956	24.184	14.235	29.005	29.532	290.3
10	1'44.270	28.395	14.868	30.099	30.908	281.9	25	1'41.220 *	25.969	14.931*	30.287	30.033	287.2
11	1'41.204	24.769	14.442	29.474	32.519	288.0	6th 73 Alex MARQUEZ DUCATI SPA Gresini Racing MotoGP Runs=5 Total laps=23 Full laps=15 Valid laps=13						
12	1'38.545	24.582	14.334	29.513	30.116	290.3	Run # 1 Front Tyre Slick-Medium Rear Tyre Slick-Medium 4 Laps at start New Tyre						
13	1'37.444 P	24.887	14.592	30.022	27.943	287.2	1	2'00.355 P	30.166	16.300	32.509	27.979	279.7
Run # 4 Front Tyre Slick-Medium Rear Tyre Slick-Soft New Tyre New Tyre													
14	1'45.075	29.080	15.192	30.342	30.461	281.9							
15	1'37.957	24.413	14.452	29.182	29.910	284.9							
16	1'46.782	24.462	14.497	36.734	31.089	286.4							

Fastest Lap: Aleix ESPARGARO Aprilia Racing SPA **1'36.708** 24.185 14.182 28.915 29.426

These data/results cannot be reproduced, stored and/or transmitted in whole or in part by any manner of electronic, mechanical, photocopying, recording, broadcasting or otherwise now known or herein after developed without the previous express consent by the copyright owner, except for reproduction in daily press and regular printed publications on sale to the public within 60 days of the event related to those data/results and always provided that copyright symbol appears together as follows below.
© DORNA, 2023

Official MotoGP Timing by TISSOT
www.motogp.com

Jerez de la Frontera, Friday, April 28, 2023

Page 2 of 9



Practice Nr. 2

MotoGP

Lap	Lap Time	T1	T2	T3	T4	Speed	Lap	Lap Time	T1	T2	T3	T4	Speed							
Run # 2	Front Tyre Slick-Medium	Rear Tyre Slick-Medium																		
5 Laps at start		1 Laps at start																		
2	1'45.956	29.539	14.908	30.474	31.035	284.9	16	1'38.460	24.635	14.387	29.371	30.067	290.3							
3	1'39.245	25.076	14.486	29.529	30.154	286.4	17	10'58.994 P	24.572	15.775										
4	1'38.465	24.562	14.497	29.385	30.021	284.9	Run # 4	Front Tyre Slick-Medium	Rear Tyre missing data											
5	1'38.369 *	24.590	14.393	29.314	30.072*	286.4	New Tyre		Laps at start											
6	1'38.123	24.482	14.391	29.293	29.957	286.4	18	1'46.346	30.875	15.059	30.311	30.101	282.7							
7	1'38.424	24.704	14.392	29.279	30.049	288.7	19	1'37.596	24.375	14.270	29.118	29.833	291.1							
8	1'40.734 P	28.498	14.802	30.138	27.296	286.4	20	1'38.109	24.267	14.268	29.420	30.154	290.3							
Run # 3	Front Tyre Slick-Medium	Rear Tyre Slick-Soft																		
12 Laps at start		4 Laps at start																		
9	1'46.088	29.655	14.978	30.439	31.016	282.7	21	1'39.622 P	27.833	14.783	30.277	26.729	283.4							
10	1'39.591	24.871	14.597	29.851	30.272	286.4	Run # 5	Front Tyre Slick-Medium	Rear Tyre Slick-Soft											
11	1'38.727	24.768	14.404	29.486	30.069	288.0	4 Laps at start		New Tyre											
12	1'38.179	24.534	14.372	29.207	30.066	286.4	22	1'45.264 *	30.430	14.524	30.075*	30.235	292.6							
13	1'38.440	24.545	14.486	29.314	30.095	286.4	23	1'37.174	24.405	14.168	28.979	29.622	293.4							
14	1'38.631	24.668	14.391	29.390	30.182	288.0	24	1'40.503 *	24.261	14.907*	30.799	30.536	279.7							
15	1'38.348	24.604	14.400	29.339	30.005	287.2							8th	1	Francesco BAGNAIA	DUCATI	ITA			
16	1'41.219 P	27.908	15.342	31.359	26.610	243.2							Ducati Lenovo Team							
Run # 4	Front Tyre Slick-Medium	Rear Tyre Slick-Soft																		
New Tyre		New Tyre																		
17	1'46.900	31.378	14.788	30.409	30.325	286.4							Runs=6	Total laps=21	Full laps=10	Valid laps=8				
18	1'37.757	24.413	14.271	29.228	29.845	290.3	Run # 1	Front Tyre Slick-Medium	Rear Tyre Slick-Soft											
19	1'37.444	24.283	14.226	29.093	29.842	290.3	4 Laps at start		4 Laps at start											
20	1'41.531 P	27.689	15.478	32.101	26.263	250.0	1	2'38.698	32.116	15.836	30.838	31.332	281.2							
Run # 5	Front Tyre Slick-Medium	Rear Tyre Slick-Soft																		
4 Laps at start		New Tyre																		
21	1'43.008 *	27.894	14.550	30.425*	30.139	288.0	2	1'41.735 *	25.144	14.668	30.011	31.912*	287.2							
22	1'37.041	24.176	14.236	28.923	29.706	290.3	3	1'39.662	24.842	14.624	29.563	30.633	288.0							
23	1'45.950 *	24.187	15.629*	32.432	33.702	239.4	4	1'39.262 P	27.602	14.901	30.184*	26.575	288.7							
						7th	72	Marco BEZZECCHI	DUCATI	ITA										
						Mooney VR46 Racing Team														
						Runs=5			Total laps=24	Full laps=16	Valid laps=15									
Run # 1	Front Tyre Slick-Medium	Rear Tyre Slick-Medium																		
5 Laps at start		New Tyre																		
1	1'54.292	29.184	14.886	30.667	30.454	288.0	Run # 2	Front Tyre Slick-Medium	Rear Tyre Slick-Soft											
2	1'39.707	25.154	14.470	29.448	30.635	291.1	8 Laps at start		8 Laps at start											
3	1'38.311	24.636	14.391	29.206	30.078	290.3	5	1'45.101	29.498	15.041	30.040	30.522	285.7							
4	1'38.391	24.496	14.396	29.398	30.101	288.7	6	1'39.208	24.646	14.512	29.572	30.478	289.5							
5	1'38.347	24.485	14.374	29.333	30.155	289.5	7	1'34.816 P	24.663	14.544	29.520	26.089	288.0							
6	1'39.410	24.743	14.493	30.133	30.041	289.5	Run # 3	Front Tyre Slick-Medium	Rear Tyre Slick-Medium											
7	1'38.349	24.544	14.377	29.382	30.046	290.3	11 Laps at start		New Tyre											
8	1'38.473	24.699	14.406	29.353	30.015	289.5	8	1'46.503	29.984	15.175	30.598	30.746	284.9							
9	1'40.149 P	27.506	14.987	30.643	27.013	280.5	9	1'40.001	24.816	14.587	29.873	30.725	288.7							
Run # 2	Front Tyre Slick-Medium	Rear Tyre Slick-Soft																		
14 Laps at start		5 Laps at start																		
10	1'47.165 P	31.413	14.900	30.718*	30.134	287.2	10	1'39.408	24.755	14.470	29.748	30.435	290.3							
Run # 3	Front Tyre Slick-Medium	Rear Tyre Slick-Soft																		
15 Laps at start		6 Laps at start																		
11	1'44.878	29.501	14.783	30.138	30.456	285.7	11	1'38.891	24.617	14.491	29.520	30.263	288.0							
12	1'39.004	24.864	14.457	29.621	30.062	291.1	12	1'34.810 P	24.467	14.381	29.500	26.462	290.3							
13	1'38.096	24.486	14.385	29.339	29.886	289.5	Run # 4	Front Tyre Slick-Medium	Rear Tyre Slick-Medium											
14	1'38.277	24.667	14.310	29.254	30.046	290.3	16 Laps at start		5 Laps at start											
15	1'38.154	24.479	14.398	29.326	29.951	289.5	13	1'44.559	29.814	14.697	29.853	30.195	287.2							
												Fastest Lap:	Aleix ESPARGARO	Aprilia Racing	SPA	1'36.708	24.185	14.182	28.915	29.426

These data/results cannot be reproduced, stored and/or transmitted in whole or in part by any manner of electronic, mechanical, photocopying, recording, broadcasting or otherwise now known or herein after developed without the previous express consent by the copyright owner, except for reproduction in daily press and regular printed publications on sale to the public within 60 days of the event related to those data/results and always provided that copyright symbol appears together as follows below.



Practice Nr. 2

MotoGP

Lap	Lap Time	T1	T2	T3	T4	Speed	Lap	Lap Time	T1	T2	T3	T4	Speed	
9th	26	Dani PEDROSA					KTM	SPA						
		Red Bull KTM Factory Racing												
		Runs=5	Total laps=24	Full laps=15	Valid laps=13									
Run #	1	Front Tyre	Slick-Medium	Rear Tyre	Slick-Medium									
		New Tyre		New Tyre										
1	2'11.988	30.871	15.371	31.398	31.402	279.0	12	1'48.573	29.823	14.841	33.137	30.772	287.2	
2	1'40.543	25.405	14.607	30.046	30.485	291.8	13	1'39.072	24.851	14.458	29.645	30.118	288.7	
3	1'39.370 *	24.809	14.428	29.803	30.330*	292.6	14	1'38.192	24.547	14.396	29.359	29.890	290.3	
4	1'38.572	24.648	14.303	29.508	30.113	292.6	15	1'38.439	24.536	14.386	29.523	29.994	288.0	
5	1'38.920	24.622	14.408	29.789	30.101	293.4	16	1'38.436	24.549	14.431	29.554	29.902	288.0	
6	1'39.628	24.797	14.443	30.160	30.228	292.6	17	1'38.328	24.520	14.446	29.428	29.934	289.5	
7	1'38.968	24.745	14.328	29.619	30.276	296.7	18	1'38.548	24.571	14.449	29.496	30.032	289.5	
8	1'39.064 P	27.123	14.836	30.419	26.686	290.3	19	1'48.038 P	29.338	15.890	32.809	30.001	269.3	
Run #	2	Front Tyre	Slick-Medium	Rear Tyre	Slick-Medium									
		8 Laps at start		8 Laps at start										
9	1'46.937	30.733	14.963	30.455	30.786	288.7	20	1'42.333	27.736	14.626	29.840	30.131	287.2	
10	1'40.361 P	24.912	15.217*	32.449*	27.783	229.2	21	1'37.781	24.427	14.345	29.103	29.906	288.0	
Run #	3	Front Tyre	Slick-Medium	Rear Tyre	Slick-Medium									
		10 Laps at start		10 Laps at start										
11	1'45.398	29.841	14.815	30.424	30.318	286.4	22	1'37.276	24.225	14.296	29.030	29.725	289.5	
12	1'39.182	24.817	14.582	29.762	30.021	293.4	23	1'42.177 P	26.824	15.323	31.952	28.078	279.7	
13	1'38.433	24.754	14.367	29.526	29.786	296.7	24	1'50.670	29.604	17.004	30.520	33.542	283.4	
14	1'38.404	24.603	14.286	29.532	29.983	295.0	25	1'39.653	24.906	14.456	30.218	30.073	288.7	
15	1'40.560	24.780	14.380	29.463	31.937	294.2	11th 89 Jorge MARTIN							
16	1'39.047 *	24.820	14.381*	29.694	30.152	294.2	Prima Pramac Racing		DUCATI		SPA			
17	1'41.761 P	27.422	16.849	30.557	26.933	279.0	Runs=4		Total laps=28	Full laps=21	Valid laps=19			
Run #	4	Front Tyre	Slick-Medium	Rear Tyre	Slick-Soft									
		New Tyre		New Tyre										
18	1'46.542	31.117	14.904	30.305	30.216	292.6	24	1'50.670	29.604	17.004	30.520	33.542	283.4	
19	1'38.266	24.577	14.298	29.477	29.914	297.5	25	1'39.653	24.906	14.456	30.218	30.073	288.7	
20	1'37.945	24.480	14.246	29.235	29.984	296.7	Run # 1							
21	1'41.171 P	26.599	15.243	31.512	27.817	251.7	Front Tyre		Slick-Medium	Rear Tyre	Slick-Soft			
		4 Laps at start		New Tyre										
22	1'47.947	30.121	15.036	30.530	32.260	282.7	4 Laps at start		4 Laps at start					
23	1'37.251	24.397	14.246	29.103	29.505	294.2	1	2'26.500	30.915	14.825	30.200	30.494	284.9	
24	1'37.291	24.182	14.279	29.138	29.692	293.4	2	1'39.212	24.773	14.506	29.593	30.340	288.7	
Run #	5	Front Tyre	Slick-Medium	Rear Tyre	Slick-Soft									
		4 Laps at start		New Tyre										
22	1'47.947	30.121	15.036	30.530	32.260	282.7	3	1'38.529	24.556	14.408	29.282	30.283	289.5	
23	1'37.251	24.397	14.246	29.103	29.505	294.2	4	1'38.769	24.540	14.473	29.399	30.357	291.1	
24	1'37.291	24.182	14.279	29.138	29.692	293.4	5	1'39.521	24.666	14.459	29.641	30.755	290.3	
Run #	1	Front Tyre	Slick-Medium	Rear Tyre	Slick-Soft									
		4 Laps at start		New Tyre										
1	2'58.621	29.020	15.107	30.505	30.913	284.2	6	1'43.387	24.788	14.467	33.861	30.271	291.1	
2	1'39.576	25.078	14.574	29.687	30.237	288.0	7	1'41.415 *	26.254	14.587	29.875	30.699*	288.0	
3	1'38.696	24.863	14.420	29.467	29.946	288.7	8	1'38.700	24.715	14.544	29.281	30.160	288.7	
4	1'38.556	24.616	14.444	29.501	29.995	288.7	9	1'38.526	24.590	14.441	29.321	30.174	291.1	
5	1'38.839	24.667	14.536	29.526	30.110	289.5	10	1'43.286 P	27.468	14.867	32.928	28.023	281.2	
6	1'38.633	24.650	14.421	29.463	30.099	289.5	24	1'45.787	30.115	14.942	30.191	30.539	284.2	
7	1'38.642 *	24.655	14.429	29.475	30.083*	289.5	25	1'38.185	24.495	14.393	29.242	30.055	291.1	
8	1'43.166	28.556	14.598	29.915	30.097	288.7	12	1'39.916	24.426	14.426	30.658	30.406	292.6	
9	1'42.889	27.621	14.833	30.160	30.275	284.9	13	1'38.275	24.469	14.361	29.342	30.103	289.5	
10	1'38.754	24.645	14.448	29.522	30.139	288.0	14	1'38.275	24.469	14.361	29.342	30.103	289.5	
11	1'41.171 P	27.549	15.200	31.212	27.210	279.7	15	1'41.742 *	24.570*	16.451	30.541	30.180	258.9	
Run #	2	Front Tyre	Slick-Medium	Rear Tyre	Slick-Soft									
		New Tyre		New Tyre										
11	1'45.787	30.115	14.942	30.191	30.539	284.2	16	1'38.008	24.470	14.286	29.285	29.967	289.5	
12	1'38.185	24.495	14.393	29.242	30.055	291.1	17	1'41.307	24.448	14.374	31.361	31.124	290.3	
13	1'39.916	24.426	14.426	30.658	30.406	292.6	18	1'38.332	24.493	14.422	29.363	30.054	289.5	
14	1'38.275	24.469	14.361	29.342	30.103	289.5	19	1'39.392	24.463	14.491	29.669	30.769	288.0	
15	1'41.742 *	24.570*	16.451	30.541	30.180	258.9	20	1'38.003	24.419	14.392	29.137	30.055	288.7	
16	1'38.008	24.470	14.286	29.285	29.967	289.5	21	1'42.993 P	27.859	15.134	31.371	28.629	280.5	
17	1'41.307	24.448	14.374	31.361	31.124	290.3	22	1'49.943	33.585	16.468	29.740	30.150	289.5	
18	1'38.332	24.493	14.422	29.363	30.054	289.5	23	1'41.836	27.152	14.581	29.635	30.468	288.7	
19	1'39.392	24.463	14.491	29.669	30.769	288.0	24	1'37.306	24.133	14.353	28.913	29.907	291.1	
20	1'38.003	24.419	14.392	29.137	30.055	288.7	25	1'38.283 P	26.988	14.602	30.168	26.525	287.2	
21	1'42.993 P	27.859	15.134	31.371	28.629	280.5	22	1'49.943	33.585	16.468	29.740	30.150	289.5	
Run #	3	Front Tyre	Slick-Medium	Rear Tyre	Slick-Soft									
		New Tyre		New Tyre										
22	1'49.943	33.585	16.468	29.740	30.150	289.5	23	1'41.836	27.152	14.581	29.635	30.468	288.7	
23	1'41.836	27.152	14.581	29.635	30.468	288.7	24	1'37.306	24.133	14.353	28.913	29.907	291.1	
24	1'37.306	24.133	14.353	28.913	29.907	291.1	25	1'38.283 P	26.988	14.602	30.168	26.525	287.2	
25	1'38.283 P	26.988	14.602	30.168	26.525	287.2								

Fastest Lap: Aleix ESPARGARO Aprilia Racing SPA **1'36.708** 24.185 14.182 28.915 29.426

These data/results cannot be reproduced, stored and/or transmitted in whole or in part by any manner of electronic, mechanical, photocopying, recording, broadcasting or otherwise now known or herein after developed without the previous express consent by the copyright owner, except for reproduction in daily press and regular printed publications on sale to the public within 60 days of the event related to those data/results and always provided that copyright symbol appears together as follows below.
© DORNA, 2023



Practice Nr. 2

MotoGP

Lap	Lap Time	T1	T2	T3	T4	Speed	Lap	Lap Time	T1	T2	T3	T4	Speed	
Run # 4	Front Tyre Slick-Medium	Rear Tyre Slick-Soft		New Tyre			6	1'46.183	30.648	14.839	30.230	30.466	286.4	
	4 Laps at start							7	1'38.360	24.680	14.337	29.392	29.951	288.7
26	1'45.519	31.738	14.626	29.341	29.814	288.0	8	1'41.520 *	24.792	14.334	31.607*	30.787	288.0	
27	1'41.485	24.138	14.292	30.279	32.776	289.5	9	1'38.936	24.779	14.466	29.593	30.098	284.2	
28	1'38.096	24.230	14.300	29.151	30.415	290.3	10	1'48.232 P	29.475*	16.238*	32.262*	30.257	241.0	
12th 33	Brad BINDER	KTM		RSA			Run # 3	Front Tyre Slick-Medium	Rear Tyre Slick-Medium		New Tyre			
	Red Bull KTM Factory Racing								10 Laps at start					
	Runs=5		Total laps=24		Full laps=15 Valid laps=11		11	1'47.361 *	31.475	14.727*	30.481	30.678	283.4	
Run # 1	Front Tyre Slick-Medium	Rear Tyre Slick-Medium		New Tyre			12	1'38.869	24.762	14.418	29.446	30.243	287.2	
	4 Laps at start						13	1'38.755	24.706	14.416	29.519	30.114	286.4	
1	2'06.494	30.476	15.377	31.731	30.780	287.2	14	1'42.495 P	28.110	14.720	30.018	29.647	285.7	
2	1'47.515 *	32.177	14.606	30.217*	30.515	292.6	Run # 4	Front Tyre Slick-Medium	Rear Tyre Slick-Soft		New Tyre			
3	1'48.771 *	24.812	14.381	29.619	39.959*	293.4		New Tyre						
4	1'43.583 P	31.640	14.595	30.175	27.173	288.0	15	1'44.799	30.024	14.566	30.167	30.042	286.4	
Run # 2	Front Tyre Slick-Medium	Rear Tyre Slick-Medium		New Tyre			16	1'37.920	24.397	14.348	29.185	29.990	288.0	
	8 Laps at start						17	1'38.951 P	25.311	14.594	30.302	28.744	283.4	
5	1'50.120	35.017	14.852	30.065	30.186	287.2	Run # 5	Front Tyre Slick-Medium	Rear Tyre Slick-Soft		New Tyre			
6	1'38.632	24.841	14.450	29.334	30.007	288.7		3 Laps at start						
7	1'45.269 *	24.746	14.379	33.628*	32.516	290.3	18	1'46.737	30.235	14.763	30.681	31.058	285.7	
8	1'38.819	24.847	14.426	29.493	30.053	290.3	19	1'37.403	24.369	14.265	29.091	29.678	288.7	
9	1'43.608 P	24.738*	16.202*	33.240*	29.428	234.7	20	1'43.402	27.837	14.685	30.638	30.242	288.0	
Run # 3	Front Tyre Slick-Hard	Rear Tyre Slick-Medium		New Tyre			14th 30	Takaaki NAKAGAMI	HONDA		JPN			
	9 Laps at start							LCR Honda IDEMITSU						
10	1'58.887	31.901	14.943	41.468	30.575	286.4		Runs=5		Total laps=26		Full laps=17 Valid laps=16		
11	1'39.298	24.831	14.419	30.031	30.017	292.6	Run # 1	Front Tyre Slick-Medium	Rear Tyre Slick-Medium		New Tyre			
12	1'38.755	24.811	14.417	29.469	30.058	289.5		New Tyre						
13	1'38.720	24.606	14.459	29.490	30.165	289.5	1	2'12.258	30.721	15.165	31.264	31.555	276.9	
14	1'38.290	24.668	14.372	29.352	29.898	291.1	2	1'40.842	25.398	14.536	29.985	30.923	281.2	
15	1'38.413	24.609	14.443	29.448	29.913	288.7	3	1'40.409	25.206	14.524	30.101	30.578	286.4	
16	1'44.939	24.755	15.929	33.539	30.716	211.3	4	1'38.463	24.610	14.291	29.588	29.974	284.2	
17	1'38.625	24.723	14.478	29.481	29.943	289.5	5	1'38.428	24.650	14.367	29.474	29.937	286.4	
18	1'41.762 P	29.472	14.511	30.626	27.153	286.4	6	1'37.973 P	26.774	14.680	29.983	26.536	283.4	
Run # 4	Front Tyre Slick-Medium	Rear Tyre Slick-Soft		New Tyre			Run # 2	Front Tyre Slick-Medium	Rear Tyre Slick-Medium		New Tyre			
	New Tyre							6 Laps at start						
19	1'48.969	33.651	14.595	30.596	30.127	289.5	7	1'50.014	29.124	15.011	35.336	30.543	280.5	
20	1'43.869	24.400	14.315	33.266	31.888	291.8	8	1'38.411	24.689	14.440	29.295	29.987	284.2	
21	1'37.390	24.280	14.181	29.231	29.698	292.6	9	1'38.240	24.570	14.468	29.215	29.987	283.4	
22	1'45.057 P	29.624	15.470	31.194	28.769	256.5	10	1'38.104	24.425	14.375	29.295	30.009	284.2	
Run # 5	Front Tyre Slick-Medium	Rear Tyre Slick-Soft		New Tyre			11	1'44.833 P	26.444	15.422*	33.092*	29.875	242.1	
	4 Laps at start						Run # 3	Front Tyre Slick-Medium	Rear Tyre Slick-Soft		New Tyre			
23	1'46.232	31.495	14.581	29.834	30.322	289.5		11 Laps at start						
24	1'40.093 *	24.173	15.991*	29.997	29.932	255.9	12	1'45.793	29.307	15.164	30.728	30.594	280.5	
13th 25	Raul FERNANDEZ	APRILIA		SPA			13	1'38.673	24.709	14.470	29.447	30.047	284.2	
	CryptoDATA RNF MotoGP Team						14	1'38.129	24.514	14.340	29.287	29.988	286.4	
	Runs=5		Total laps=20		Full laps=11 Valid laps=9		15	1'39.668	25.540	14.483	29.463	30.182	284.9	
Run # 1	Front Tyre Slick-Medium	Rear Tyre Slick-Medium		New Tyre			16	1'38.485	24.634	14.408	29.375	30.068	287.2	
	New Tyre						17	1'36.339 P	26.589	14.476	29.581	25.693	286.4	
1	2'15.270	30.011	14.967	30.505	31.012	284.9	Run # 4	Front Tyre Slick-Hard	Rear Tyre Slick-Soft		New Tyre			
2	1'39.678	25.018	14.588	29.819	30.253	286.4		New Tyre						
3	1'43.043	28.124	14.598	29.757	30.564	284.2	18	1'47.547	30.949	15.134	30.566	30.898	279.7	
4	1'39.297 *	24.814	14.474	29.476	30.533*	286.4	19	1'43.674	24.853	14.487	32.523	31.811	283.4	
5	1'42.847 P	27.544	15.879	32.060	27.364	213.0	20	1'38.052	24.423	14.416	29.323	29.890	285.7	
Run # 2	Front Tyre Slick-Medium	Rear Tyre Slick-Medium		New Tyre			21	1'37.834 P	26.668	14.941	30.275	25.950	283.4	
	5 Laps at start													

Fastest Lap: Aleix ESPARGARO Aprilia Racing SPA **1'36.708** 24.185 14.182 28.915 29.426

These data/results cannot be reproduced, stored and/or transmitted in whole or in part by any manner of electronic, mechanical, photocopying, recording, broadcasting or otherwise now known or herein after developed without the previous express consent by the copyright owner, except for reproduction in daily press and regular printed publications on sale to the public within 60 days of the event related to those data/results and always provided that copyright symbol appears together as follows below.
© DORNA, 2023

Official MotoGP Timing by TISSOT
www.motogp.com

Jerez de la Frontera, Friday, April 28, 2023

Page 5 of 9



Practice Nr. 2

MotoGP

Lap	Lap Time	T1	T2	T3	T4	Speed	Lap	Lap Time	T1	T2	T3	T4	Speed
Run # 5	Front Tyre	Slick-Medium		Rear Tyre	Slick-Soft		4	1'40.484	25.434	15.112	29.726	30.212	283.4
		New Tyre			New Tyre		5	1'38.737	24.738	14.446	29.478	30.075	287.2
22	1'47.522	30.671	15.672	30.803	30.376	260.8	6	1'38.614	24.719	14.379	29.467	30.049	288.0
23	1'37.786 *	24.470	14.299	29.136	29.881*	287.2	7	1'44.921 *	28.310	16.418	29.768	30.425*	281.9
24	1'44.581	28.228	15.212	30.969	30.172	280.5	8	1'38.679	24.749	14.404	29.448	30.078	286.4
25	1'37.483	24.351	14.254	29.162	29.716	286.4	9	1'38.699	24.689	14.447	29.404	30.159	285.7
26	1'41.904	24.424	14.257	31.674	31.549	288.0	10	1'43.503 P	27.042	17.218	31.670	27.573	227.3

15th 20 **Fabio QUARTARARO** YAMAHA FRA
 Monster Energy Yamaha MotoGP

Runs=4 Total laps=28 Full laps=21 Valid laps=18

Run #	1	Front Tyre	Slick-Medium	Rear Tyre	Slick-Soft	Speed
			New Tyre		New Tyre	
1	2'54.170 *	29.282	14.880	29.987	30.768*	288.0
2	1'38.388	24.537	14.395	29.396	30.060	288.7
3	1'42.302	24.734	14.383	32.609	30.576	288.7
4	1'43.816	29.752	14.513	29.527	30.024	288.7
5	1'38.469	24.540	14.438	29.424	30.067	290.3
6	1'38.135	24.489	14.353	29.361	29.932	289.5
7	1'38.319 *	24.505*	14.408	29.328	30.078*	290.3
8	1'38.280	24.494	14.394	29.427	29.965	288.0
9	1'38.669	24.593	14.514	29.515	30.047	286.4
10	1'38.578	24.576	14.419	29.408	30.175	289.5
11	1'41.498 P	28.764	15.226	30.926	26.582	270.0

Run #	2	Front Tyre	Slick-Medium	Rear Tyre	Slick-Medium	Speed
			11 Laps at start		New Tyre	
12	1'43.618	28.658	14.625	30.016	30.319	290.3
13	1'39.347	24.678	14.895	29.651	30.123	289.5
14	1'38.365	24.591	14.439	29.462	29.873	289.5
15	1'38.402	24.569	14.370	29.429	30.034	290.3
16	1'45.632 *	27.828*	16.494	30.662	30.648	180.0
17	1'38.390	24.626	14.373	29.437	29.954	291.8
18	1'38.323	24.576	14.346	29.439	29.962	290.3
19	1'43.741 P	28.209	16.705	32.185	26.642	189.4

Run #	3	Front Tyre	Slick-Medium	Rear Tyre	Slick-Soft	Speed
			New Tyre		New Tyre	
20	1'44.327	28.995	14.676	29.960	30.696	288.0
21	1'37.957	24.508	14.338	29.231	29.880	291.1
22	1'37.796	24.415	14.254	29.258	29.869	290.3
23	1'39.783 P	27.927	14.967	31.377	25.512	247.7

Run #	4	Front Tyre	Slick-Medium	Rear Tyre	Slick-Soft	Speed
			4 Laps at start		New Tyre	
24	1'43.692	28.847	14.559	29.671	30.615	288.7
25	1'37.505	24.382	14.280	29.190	29.653	289.5
26	1'42.122	24.976	15.931	30.989	30.226	282.7
27	1'37.509	24.321	14.352	29.210	29.626	290.3
28	1'46.058 *	24.357	14.266	32.730*	34.705	289.5

16th 21 **Franco MORBIDELLI** YAMAHA ITA
 Monster Energy Yamaha MotoGP

Runs=4 Total laps=25 Full laps=18 Valid laps=16

Run #	1	Front Tyre	Slick-Medium	Rear Tyre	Slick-Medium	Speed
			New Tyre		New Tyre	
1	2'54.324	29.244	14.907	30.104	30.503	287.2
2	1'39.049	24.845	14.361	29.590	30.253	289.5
3	1'38.810	24.753	14.413	29.585	30.059	288.7

Run #	2	Front Tyre	Slick-Medium	Rear Tyre	Slick-Medium	Speed
			10 Laps at start		10 Laps at start	
11	1'45.752	29.881	14.800	30.280	30.791	284.2
12	1'39.559	25.105	14.458	29.644	30.352	287.2
13	1'40.867	24.925	14.432	31.039	30.471	288.0
14	1'38.497	24.696	14.336	29.420	30.045	288.7
15	1'38.728	24.666	14.512	29.435	30.115	284.9
16	1'47.990	29.598	17.158	30.838	30.396	237.8
17	1'41.571	24.673	14.455	32.267	30.176	271.3
18	1'40.454 P	24.680	14.424	33.871	27.479	288.7

Run #	3	Front Tyre	Slick-Medium	Rear Tyre	Slick-Soft	Speed
			New Tyre		New Tyre	
19	1'43.600	29.656	14.464	29.422	30.058	289.5
20	1'37.890	24.454	14.249	29.247	29.940	290.3
21	1'37.700	24.373	14.367	29.154	29.806	288.0
22	1'37.670 P	28.015	14.711	29.756	25.188	288.0

Run #	4	Front Tyre	Slick-Medium	Rear Tyre	Slick-Soft	Speed
			4 Laps at start		4 Laps at start	
23	1'43.243 *	29.285	14.482	29.671*	29.805	286.4
24	1'42.666	27.463	14.367	30.822	30.014	289.5
25	1'37.629 *	24.375	14.282*	29.224	29.748	291.1

17th 49 **Fabio DI GIANNANTONI** DUCATI ITA
 Gresini Racing MotoGP

Runs=6 Total laps=24 Full laps=13 Valid laps=13

Run #	1	Front Tyre	Slick-Medium	Rear Tyre	Slick-Medium	Speed
			New Tyre		5 Laps at start	
1	2'04.895	30.485	15.255	30.812	31.048	283.4
2	1'40.162	25.170	14.559	30.149	30.284	286.4
3	1'39.566	25.073	14.469	29.773	30.251	284.9
4	1'39.329	24.908	14.459	29.765	30.197	284.2
5	1'38.978 P	24.981	14.573	30.005	29.419	285.7

Run #	2	Front Tyre	Slick-Medium	Rear Tyre	Slick-Medium	Speed
			5 Laps at start		10 Laps at start	
6	1'45.985	30.441	14.861	30.243	30.440	283.4
7	1'39.053	24.957	14.460	29.542	30.094	284.9
8	1'38.803	24.694	14.410	29.603	30.096	285.7
9	1'44.077 P	29.055	15.196	31.991*	27.835	281.2

Run #	3	Front Tyre	Slick-Medium	Rear Tyre	Slick-Medium	Speed
			9 Laps at start		14 Laps at start	
10	1'47.604	31.051	14.809	30.452	31.292	279.0
11	1'39.220	24.822	14.485	29.668	30.245	284.9
12	1'38.853	24.656	14.514	29.553	30.130	288.0
13	1'41.706 P	27.835	15.102	31.752	27.017	278.3

Run #	4	Front Tyre	Slick-Soft	Rear Tyre	Slick-Soft	Speed
			New Tyre		New Tyre	
14	1'46.525	30.755	15.269	30.092	30.409	278.3
15	1'38.337	24.495	14.437	29.403	30.002	283.4

Fastest Lap: Aleix ESPARGARO Aprilia Racing SPA **1'36.708** 24.185 14.182 28.915 29.426

These data/results cannot be reproduced, stored and/or transmitted in whole or in part by any manner of electronic, mechanical, photocopying, recording, broadcasting or otherwise now known or herein after developed without the previous express consent by the copyright owner, except for reproduction in daily press and regular printed publications on sale to the public within 60 days of the event related to those data/results and always provided that copyright symbol appears together as follows below.

© DORNA, 2023

 Official MotoGP Timing by TISSOT
 www.motogp.com

Jerez de la Frontera, Friday, April 28, 2023

Page 6 of 9



Practice Nr. 2

MotoGP

Lap	Lap Time	T1	T2	T3	T4	Speed	Lap	Lap Time	T1	T2	T3	T4	Speed
16	1'37.989	24.404	14.414	29.245	29.926	284.2	Run # 1	Front Tyre Slick-Medium	Rear Tyre Slick-Soft				
17	1'41.732	P 26.872	15.172	31.511	28.177	274.1							
Run # 5	Front Tyre Slick-Medium	Rear Tyre Slick-Soft											
		New Tyre											
18	1'45.697	30.411	14.806	30.011	30.469	282.7							
19	1'37.860	24.474	14.327	29.153	29.906	285.7							
20	1'38.220	24.414	14.336	29.359	30.111	284.9							
21	1'41.519	P 27.670	15.044	31.258	27.547	275.5							
Run # 6	Front Tyre Slick-Medium	Rear Tyre Slick-Soft											
		4 Laps at start											
22	1'52.792	32.924	16.023	31.046	32.799	225.9							
23	1'38.294	24.455	14.364	29.528	29.947	288.0							
24	1'38.352	24.413	14.466	29.319	30.154	284.2							

18th 6 Stefan BRADL HONDA GER
HRC Team

Runs=5 Total laps=25 Full laps=16 Valid laps=14

Run #	Front Tyre	Slick-Medium	Rear Tyre	Slick-Soft	
Run # 1					
		3 Laps at start		3 Laps at start	
1	2'00.228	29.658	15.097	30.599	30.752 285.7
2	1'39.870	25.116	14.502	29.876	30.376 288.7
3	1'39.708	24.972	14.486	29.843	30.407 286.4
4	1'45.142	30.256	14.642	29.853	30.391 286.4
5	1'39.680	25.142	14.531	29.714	30.293 284.2
6	1'39.444	24.931	14.531	29.693	30.289 284.2
7	1'42.621	P 26.442	15.144	33.002	28.033 273.4

Run #	Front Tyre	Slick-Hard	Rear Tyre	Slick-Soft	
Run # 2					
		New Tyre		10 Laps at start	
8	1'48.073	31.135	15.027	30.714	31.197 281.2
9	1'39.612	24.934	14.601	29.795	30.282 284.9
10	1'41.418	P 24.796	14.527	29.901*	32.194 283.4

Run #	Front Tyre	Slick-Hard	Rear Tyre	Slick-Soft	
Run # 3					
		3 Laps at start		13 Laps at start	
11	1'50.497	30.510	14.997	30.662	34.328 282.7
12	1'39.885	25.092	14.591	29.895	30.307 285.7
13	1'39.351	24.912	14.476	29.677	30.286 284.9
14	1'39.314	24.791	14.488	29.770	30.265 284.2
15	1'39.350	24.875	14.513	29.654	30.308 285.7
16	1'42.207	P 27.382	15.222	31.598	28.005 275.5

Run #	Front Tyre	Slick-Medium	Rear Tyre	Slick-Soft	
Run # 4					
		New Tyre		New Tyre	
17	1'51.873	35.569	15.203	30.474	30.627 280.5
18	1'38.689	24.690	14.424	29.510	30.065 284.9
19	1'55.619	27.443	19.361	36.448	32.367 174.1
20	1'38.155	24.515	14.294	29.407	29.939 290.3
21	1'38.418	P 25.785	14.988	30.742	26.903 279.7

Run #	Front Tyre	Slick-Medium	Rear Tyre	Slick-Soft	
Run # 5					
		5 Laps at start		New Tyre	
22	2'00.353	29.190	15.414	37.773	37.976 271.3
23	1'44.192	* 24.646	14.547	34.923*	30.076 281.9
24	1'37.873	24.433	14.245	29.344	29.851 287.2
25	1'47.634	* 26.826	15.820*	33.454	31.534 272.0

19th 36 Joan MIR HONDA SPA
Repsol Honda Team

Runs=5 Total laps=22 Full laps=13 Valid laps=12

Run # 3 Front Tyre Slick-Soft Rear Tyre Slick-Medium
New Tyre New Tyre

10	1'45.819	30.169	15.055	30.119	30.476 281.2
11	1'40.148	24.923	14.668	29.849	30.708 281.9
12	1'40.620	24.761	14.463	31.140	30.256 284.9
13	1'38.770	24.750	14.491	29.417	30.112 284.9
14	1'42.673	27.981	14.620	29.639	30.433 288.0
15	1'39.005	24.834	14.512	29.519	30.140 287.2
16	1'46.219	P 28.453	15.478	33.210	29.078 226.8

Run #	Front Tyre	Slick-Medium	Rear Tyre	Slick-Soft	
Run # 4					
		New Tyre		New Tyre	
17	1'43.230	29.089	14.677	29.438	30.026 282.7
18	1'37.962	24.371	14.383	29.230	29.978 286.4
19	1'37.059	P 24.499	14.537	31.013	27.010 284.9

Run #	Front Tyre	Slick-Medium	Rear Tyre	Slick-Soft	
Run # 5					
		3 Laps at start		New Tyre	
20	1'41.948	28.033	14.507	29.448	29.960 285.7
21	1'42.401	24.421	14.346	33.418	30.216 286.4
22	1'37.916	24.449	14.361	29.282	29.824 286.4
	unfinished	24.390			

20th 23 Enea BASTIANINI DUCATI ITA
Ducati Lenovo Team

Runs=4 Total laps=17 Full laps=10 Valid laps=10

Run #	Front Tyre	Slick-Medium	Rear Tyre	Slick-Medium	
Run # 1					
		New Tyre		New Tyre	
1	2'12.503	30.142	15.029	31.453	31.402 276.2
2	1'40.529	25.473	14.504	30.063	30.489 290.3
3	1'39.788	25.211	14.462	29.894	30.221 290.3
4	1'40.481	24.978	14.492	30.656	30.355 289.5
5	1'39.651	24.938	14.518	29.881	30.314 289.5
6	1'40.982	P 28.716	14.987	30.585	26.694 281.9

Run #	Front Tyre	Slick-Medium	Rear Tyre	Slick-Medium	
Run # 2					
		6 Laps at start		6 Laps at start	
7	1'46.997	31.673	14.702	30.344	30.278 288.7
8	1'39.426	25.143	14.473	29.740	30.070 288.0
9	1'39.431	25.065	14.430	29.755	30.181 291.1
10	1'39.060	24.813	14.437	29.723	30.087 288.7
11	1'45.337	P 27.921	15.834	33.352	28.230 236.3

Run #	Front Tyre	Slick-Medium	Rear Tyre	Slick-Soft	
Run # 3					
		New Tyre		New Tyre	
12	1'45.497	29.799	14.866	30.418	30.414 288.7

Fastest Lap: Aleix ESPARGARO Aprilia Racing SPA **1'36.708** 24.185 14.182 28.915 29.426

These data/results cannot be reproduced, stored and/or transmitted in whole or in part by any manner of electronic, mechanical, photocopying, recording, broadcasting or otherwise now known or herein after developed without the previous express consent by the copyright owner, except for reproduction in daily press and regular printed publications on sale to the public within 60 days of the event related to those data/results and always provided that copyright symbol appears together as follows below.
© DORNA, 2023



Practice Nr. 2

MotoGP

Lap	Lap Time	T1	T2	T3	T4	Speed	Lap	Lap Time	T1	T2	T3	T4	Speed
13	1'40.921	24.770	14.491	31.630	30.030	288.7	4	1'40.776	25.142	14.644	30.387	30.603	286.4
14	1'38.816	24.698	14.467	29.557	30.094	288.0	5	1'40.483	25.157	14.643	30.195	30.488	286.4
15	1'41.127 P	28.053	14.998	31.071	27.005	281.9	6	1'45.833	25.232	14.814	32.267	33.520	281.9
Run # 4	Front Tyre Slick-Medium	Rear Tyre Slick-Soft		4 Laps at start		New Tyre	7	1'43.164 P	25.531	14.800	35.223	27.610	282.7
16	1'41.995 *	27.653	14.408	30.055*	29.879	289.5	Run # 2	Front Tyre Slick-Medium	Rear Tyre Slick-Medium		11 Laps at start		New Tyre
17	1'37.985	24.374	14.341	29.614	29.656	288.0	8	1'51.225 P	33.745	16.711*	32.933*	27.836	244.3
	PIT	31.480	15.511	32.850	28.658	274.8	Run # 3	Front Tyre Slick-Medium	Rear Tyre Slick-Medium		12 Laps at start		1 Laps at start

21st 42 Alex RINS HONDA SPA
LCR Honda CASTROL

Runs=5 Total laps=24 Full laps=15 Valid laps=13

Run #	1	Front Tyre	Slick-Hard	Rear Tyre	Slick-Soft	
		New Tyre		3 Laps at start		
1	1'58.990	30.378	15.072	30.417	30.848	284.9
2	1'40.025	25.312	14.553	29.761	30.399	285.7
3	1'38.995	24.746	14.495	29.548	30.206	284.9
4	1'39.021	24.622	14.491	29.632	30.276	286.4
5	1'39.159	24.854	14.492	29.589	30.224	284.9
6	1'38.343 P	24.728	14.537	31.366	27.712	285.7
Run # 2	Front Tyre Slick-Hard	Rear Tyre Slick-Soft		6 Laps at start		9 Laps at start
7	1'46.064	29.995	14.938	30.437	30.694	282.7
8	1'39.653	25.068	14.571	29.639	30.375	284.9
9	1'39.402	24.787	14.536	29.697	30.382	284.2
10	1'39.340 *	24.800	14.519	29.698*	30.323	283.4
11	1'39.401 *	24.768	14.669	29.666	30.298*	284.9
12	1'50.525 P	29.045*	16.840*	34.889*	29.751	235.2
Run # 3	Front Tyre Slick-Hard	Rear Tyre Slick-Medium		12 Laps at start		4 Laps at start
13	1'48.776	30.310	15.140	32.553	30.773	279.0
14	1'39.003	24.822	14.477	29.700	30.004	288.0
15	1'38.607	24.636	14.463	29.461	30.047	285.7
16	1'46.728	26.929	14.548	34.893	30.358	288.0
17	1'38.767	24.697	14.507	29.470	30.093	288.7
18	1'40.633 P	24.786	14.506	33.305	28.036	276.9
Run # 4	Front Tyre Slick-Medium	Rear Tyre Slick-Soft		New Tyre		New Tyre
19	1'44.600	29.486	14.879	30.024	30.211	283.4
20	1'40.491	25.720	14.582	29.927	30.262	286.4
21	1'40.646	24.541	14.382	31.402	30.321	287.2
22	1'38.132	24.574	14.379	29.219	29.960	287.2
23	1'43.057 P	27.704	16.726	31.284	27.343	281.9
Run # 5	Front Tyre Slick-Medium	Rear Tyre Slick-Soft		5 Laps at start		New Tyre
24	1'42.629	28.289	14.639	29.674	30.027	285.7
	PIT	24.317	14.247	1'29.298	28.073	287.2

22nd 94 Jonas FOLGER KTM GER
GASGAS Factory Racing Tech3

Runs=5 Total laps=20 Full laps=12 Valid laps=12

Run #	1	Front Tyre	Slick-Medium	Rear Tyre	Slick-Soft	
		4 Laps at start		4 Laps at start		
1	2'39.020	30.798	15.532	32.138	33.176	280.5
2	1'44.148	26.022	14.876	32.311	30.939	284.2
3	1'40.665	25.255	14.669	30.213	30.528	286.4

23rd 37 Augusto FERNANDEZ KTM SPA
GASGAS Factory Racing Tech3

Runs=5 Total laps=24 Full laps=15 Valid laps=13

Run #	1	Front Tyre	Slick-Medium	Rear Tyre	Slick-Medium	
		New Tyre		New Tyre		
1	2'18.719	31.241	15.372	31.794	30.977	258.9
2	1'43.925	25.990	14.912	30.492	32.531	283.4
3	1'40.090	25.179	14.601	29.998	30.312	286.4
4	1'39.592	25.079	14.529	29.751	30.233	287.2
5	1'39.809	24.873	14.468	29.936	30.532	284.9
6	1'39.213	24.856	14.486	29.667	30.204	284.2
7	1'39.322 *	24.755	14.578	29.740	30.249*	282.7
8	1'44.498	26.801	15.709	31.067	30.921	221.7
9	1'38.960	24.747	14.525	29.604	30.084	284.9
10	1'36.678 P	25.824	14.841	29.940	26.073	284.2
Run # 2	Front Tyre Slick-Medium	Rear Tyre Slick-Medium		10 Laps at start		10 Laps at start
11	1'47.243	30.594	15.165	30.941	30.543	281.9
12	1'39.197	24.836	14.609	29.592	30.160	283.4
13	1'39.058	24.832	14.549	29.579	30.098	284.9
14	1'38.986	24.811	14.487	29.592	30.096	284.9
15	1'42.386 P	27.550	15.751	31.285	27.800	257.1
Run # 3	Front Tyre Slick-Medium	Rear Tyre Slick-Medium		15 Laps at start		15 Laps at start
16	1'52.463	31.470	15.899	33.787	31.307	248.2
17	1'40.209	25.359	14.614	29.807	30.429	282.7
18	1'35.666 P	24.800	14.617	29.704	26.545	283.4

Fastest Lap: Aleix ESPARGARO Aprilia Racing SPA **1'36.708** 24.185 14.182 28.915 29.426

These data/results cannot be reproduced, stored and/or transmitted in whole or in part by any manner of electronic, mechanical, photocopying, recording, broadcasting or otherwise now known or herein after developed without the previous express consent by the copyright owner, except for reproduction in daily press and regular printed publications on sale to the public within 60 days of the event related to those data/results and always provided that copyright symbol appears together as follows below.
© DORNA, 2023



Practice Nr. 2

MotoGP

Lap	Lap Time	T1	T2	T3	T4	Speed	Lap	Lap Time	T1	T2	T3	T4	Speed
Run # 4	Front Tyre Slick-Medium		Rear Tyre Slick-Soft										
		New Tyre				New Tyre							
19	1'49.684	30.817	15.035	31.097	32.735	281.9							
20	1'40.136	24.806	14.479	29.644	31.207	282.7							
21	1'38.928	24.613	14.462	29.479	30.374	284.9							
22	1'36.716 P	25.906	14.897	29.848	26.065	282.7							
Run # 5	Front Tyre Slick-Medium		Rear Tyre Slick-Soft										
		4 Laps at start				New Tyre							
23	1'45.544	30.802	14.703	29.931	30.108	284.2							
24	1'38.012 *	24.454	14.430*	29.209	29.919	284.9							

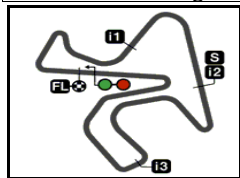
24th 27 **Iker LECUONA** HONDA SPA
 Repsol Honda Team
 Runs=4 Total laps=24 Full laps=17 Valid laps=17

Run # 1	Front Tyre Slick-Medium		Rear Tyre Slick-Soft										
		New Tyre				New Tyre							
1	1'58.733	30.417	15.035	30.724	30.908	282.7							
2	1'41.651	26.128	14.750	30.282	30.491	283.4							
3	1'40.417	25.200	14.661	29.871	30.685	285.7							
4	1'40.481	25.315	14.673	29.980	30.513	284.2							
5	1'45.996	30.564	14.721	30.117	30.594	285.7							
6	1'40.575	25.283	14.706	30.102	30.484	282.7							
7	17'35.409 P	25.143	14.705	29.901	16'25.660	284.9							
Run # 2	Front Tyre Slick-Hard		Rear Tyre Slick-Medium										
		New Tyre				New Tyre							
8	1'49.561	31.990	15.008	30.837	31.726	281.9							
9	1'40.702	25.267	14.681	30.071	30.683	284.9							
10	1'40.536	25.254	14.628	29.972	30.682	284.2							
11	1'40.429	25.164	14.668	29.969	30.628	286.4							
12	1'40.025	25.077	14.648	29.820	30.480	284.9							
13	1'43.959	28.131	14.838	30.350	30.640	284.9							
14	1'40.118	25.069	14.635	29.904	30.510	281.9							
15	1'39.878 P	25.341	15.722	31.294	27.521	256.5							
Run # 3	Front Tyre Slick-Medium		Rear Tyre Slick-Soft										
		New Tyre				New Tyre							
16	1'49.377	33.529	14.985	30.237	30.626	288.0							
17	1'39.435	24.885	14.560	29.637	30.353	285.7							
18	1'39.718	24.923	14.569	29.764	30.462	284.2							
19	1'39.602 P	27.168	14.895	30.642	26.897	282.7							
Run # 4	Front Tyre Slick-Medium		Rear Tyre Slick-Soft										
		4 Laps at start				New Tyre							
20	1'43.293	28.164	14.779	29.906	30.444	284.2							
21	1'39.274	24.806	14.508	29.675	30.285	285.7							
22	1'45.717	24.841	14.517	34.358	32.001	285.7							
23	1'43.669	24.886	14.699	32.160	31.924	280.5							
24	1'42.145	25.090	14.774	31.616	30.665	282.7							

Fastest Lap: Aleix ESPARGARO Aprilia Racing SPA **1'36.708** 24.185 14.182 28.915 29.426

These data/results cannot be reproduced, stored and/or transmitted in whole or in part by any manner of electronic, mechanical, photocopying, recording, broadcasting or otherwise now known or herein after developed without the previous express consent by the copyright owner, except for reproduction in daily press and regular printed publications on sale to the public within 60 days of the event related to those data/results and always provided that copyright symbol appears together as follows below.
 © DORNA, 2023





4423 m.

GRAN PREMIO MotoGP™ GURU BY GRYPYN DE ESPAÑA

Practice Nr. 2

Best Partial Times

MotoGP™

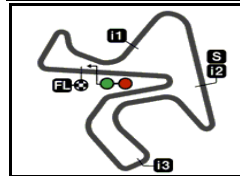
IT Ideal Lap Time, sum of the best partial times

BT Best Lap Time

T1		T2		T3		T4						
Pos	Rider	Time	Rider	Time	Rider	Time	Rider	Time	Pos	Rider	IT	BT
1	J.ZARCO	24.114	F.BAGNAIA	14.167	J.MARTIN	28.913	M.VIÑALES	29.315	1	M.VIÑALES	1'36.676	1'36.710 (2)
2	J.MARTIN	24.133	M.BEZZECCHI	14.168	A.ESPARGARO	28.915	A.ESPARGARO	29.426	2	A.ESPARGAR	1'36.708	1'36.708 (1)
3	J.MILLER	24.146	M.VIÑALES	14.175	A.MARQUEZ	28.923	D.PEDROSA	29.505	3	J.MILLER	1'36.835	1'36.835 (3)
4	F.BAGNAIA	24.163	B.BINDER	14.181	J.MILLER	28.954	M.OLIVEIRA	29.532	4	J.ZARCO	1'36.896	1'36.896 (4)
5	B.BINDER	24.173	A.ESPARGARO	14.182	M.BEZZECCHI	28.979	J.MILLER	29.537	5	M.OLIVEIRA	1'36.956	1'36.956 (5)
6	M.VIÑALES	24.176	J.ZARCO	14.186	M.OLIVEIRA	29.005	J.ZARCO	29.563	6	M.BEZZECCHI	1'37.030	1'37.174 (7)
7	A.MARQUEZ	24.176	J.MILLER	14.198	M.VIÑALES	29.010	M.BEZZECCHI	29.622	7	A.MARQUEZ	1'37.031	1'37.041 (6)
8	D.PEDROSA	24.182	A.MARQUEZ	14.226	L.MARINI	29.030	F.BAGNAIA	29.625	8	D.PEDROSA	1'37.036	1'37.251 (9)
9	M.OLIVEIRA	24.184	M.OLIVEIRA	14.235	J.ZARCO	29.033	F.QUARTARARO	29.626	9	J.MARTIN	1'37.146	1'37.306 (11)
10	A.ESPARGARO	24.185	S.BRADL	14.245	R.FERNANDEZ	29.091	E.BASTIANINI	29.656	10	F.BAGNAIA	1'37.159	1'37.233 (8)
11	L.MARINI	24.225	D.PEDROSA	14.246	D.PEDROSA	29.103	R.FERNANDEZ	29.678	11	L.MARINI	1'37.276	1'37.276 (10)
12	M.BEZZECCHI	24.261	A.RINS	14.247	T.NAKAGAMI	29.136	B.BINDER	29.698	12	B.BINDER	1'37.283	1'37.390 (12)
13	A.RINS	24.317	F.MORBIDELLI	14.249	F.DI GIANNANTO	29.153	A.MARQUEZ	29.706	13	F.QUARTARAR	1'37.391	1'37.505 (15)
14	F.QUARTARARO	24.321	F.QUARTARARO	14.254	F.MORBIDELLI	29.154	T.NAKAGAMI	29.716	14	R.FERNANDEZ	1'37.403	1'37.403 (13)
15	T.NAKAGAMI	24.351	T.NAKAGAMI	14.254	F.QUARTARARO	29.190	L.MARINI	29.725	15	T.NAKAGAMI	1'37.457	1'37.483 (14)
16	R.FERNANDEZ	24.369	R.FERNANDEZ	14.265	F.BAGNAIA	29.204	F.MORBIDELLI	29.748	16	F.MORBIDELLI	1'37.524	1'37.700 (16)
17	J.MIR	24.371	J.MARTIN	14.286	A.FERNANDEZ	29.209	J.MARTIN	29.814	17	A.RINS	1'37.743	1'38.132 (21)
18	F.MORBIDELLI	24.373	L.MARINI	14.296	A.RINS	29.219	J.MIR	29.824	18	J.MIR	1'37.771	1'37.916 (19)
19	E.BASTIANINI	24.374	F.DI GIANNANTO	14.327	J.MIR	29.230	S.BRADL	29.851	19	F.DI GIANNAN	1'37.790	1'37.860 (17)
20	F.DI GIANNANTO	24.404	E.BASTIANINI	14.341	B.BINDER	29.231	F.DI GIANNANTO	29.906	20	S.BRADL	1'37.873	1'37.873 (18)
21	S.BRADL	24.433	J.MIR	14.346	S.BRADL	29.344	A.FERNANDEZ	29.919	21	E.BASTIANINI	1'37.928	1'37.985 (20)
22	A.FERNANDEZ	24.454	J.FOLGER	14.397	E.BASTIANINI	29.557	J.FOLGER	29.922	22	A.FERNANDEZ	1'38.044	1'38.928 (23)
23	J.FOLGER	24.646	A.FERNANDEZ	14.462	I.LECUONA	29.637	A.RINS	29.960	23	J.FOLGER	1'38.655	1'38.698 (22)
24	I.LECUONA	24.806	I.LECUONA	14.508	J.FOLGER	29.690	I.LECUONA	30.285	24	I.LECUONA	1'39.236	1'39.274 (24)

These data/results cannot be reproduced, stored and/or transmitted in whole or in part by any manner of electronic, mechanical, photocopying, recording, broadcasting or otherwise now known or herein after developed without the previous express consent by the copyright owner, except for reproduction in daily press and regular printed publications on sale to the public within 60 days of the event related to those data/results and always provided that copyright symbol appears together as follows below.
© DORNA, 2023



GRAN PREMIO MotoGP™ GURU BY GRYPYN DE ESPAÑA**Practice Nr. 2****Fastest Laps Sequence**

4423 m.

<i>Practice Time</i>	 <i>Rider</i>	<i>Nation</i>	<i>Motorcycle</i>	<i>Time</i>	<i>Km/h</i>	<i>Rider's Lap</i>
3'33.999	72 Marco BEZZECCHI	ITA	DUCATI	1'39.707	159.6	2
3'54.948	25 Raul FERNANDEZ	SPA	APRILIA	1'39.678	159.7	2
4'01.843	88 Miguel OLIVEIRA	POR	APRILIA	1'39.546	159.9	2
4'05.712	89 Jorge MARTIN	SPA	DUCATI	1'39.212	160.4	2
4'06.630	41 Aleix ESPARGARO	SPA	APRILIA	1'38.970	160.8	2
4'32.558	20 Fabio QUARTARARO	FRA	YAMAHA	1'38.388	161.8	2
5'12.310	72 Marco BEZZECCHI	ITA	DUCATI	1'38.311	161.9	3
11'15.280	20 Fabio QUARTARARO	FRA	YAMAHA	1'38.135	162.2	6
14'18.264	73 Alex MARQUEZ	SPA	DUCATI	1'38.123	162.2	6
21'50.527	30 Takaaki NAKAGAMI	JPN	HONDA	1'38.104	162.3	10
33'33.725	72 Marco BEZZECCHI	ITA	DUCATI	1'38.096	162.3	13
34'15.888	41 Aleix ESPARGARO	SPA	APRILIA	1'38.076	162.3	12
35'53.912	41 Aleix ESPARGARO	SPA	APRILIA	1'38.024	162.4	13
39'26.635	89 Jorge MARTIN	SPA	DUCATI	1'38.008	162.4	16
45'10.874	5 Johann ZARCO	FRA	DUCATI	1'37.957	162.5	15
50'20.696	5 Johann ZARCO	FRA	DUCATI	1'37.951	162.5	18
52'03.399	12 Maverick VIÑALES	SPA	APRILIA	1'36.899	164.3	21
1:03'22.344	5 Johann ZARCO	FRA	DUCATI	1'36.896	164.3	21
1:03'50.091	43 Jack MILLER	AUS	KTM	1'36.835	164.4	26
1:03'59.221	12 Maverick VIÑALES	SPA	APRILIA	1'36.710	164.6	24
1:04'12.041	41 Aleix ESPARGARO	SPA	APRILIA	1'36.708	164.6	21

These data/results cannot be reproduced, stored and/or transmitted in whole or in part by any manner of electronic, mechanical, photocopying, recording, broadcasting or otherwise now known or herein after developed without the previous express consent by the copyright owner, except for reproduction in daily press and regular printed publications on sale to the public within 60 days of the event related to those data/results and always provided that copyright symbol appears together as follows below.

© DORNA, 2023

Official MotoGP Timing by TISSOT
www.motogp.com



Jerez de la Frontera, Friday, April 28, 2023