


GRAN PREMIO MotoGP™ GURU BY GRYFYN DE ESPAÑA

Race

Classification after 24 laps = 106.152 km

29

Pos		Rider	Nation	Team	Motorcycle	Total Time	Km/h	Gap
1	25	1 Francesco BAGNAIA	ITA	Ducati Lenovo Team	DUCATI	39'29.085	161.3	
2	20	33 Brad BINDER	RSA	Red Bull KTM Factory Racing	KTM	39'29.306	161.2	0.221
3	16	43 Jack MILLER	AUS	Red Bull KTM Factory Racing	KTM	39'30.204	161.2	1.119
4	13	89 Jorge MARTIN	SPA	Prima Pramac Racing	DUCATI	39'31.027	161.1	1.942
5	11	41 Aleix ESPARGARO	SPA	Aprilia Racing	APRILIA	39'33.845	160.9	4.760
6	10	10 Luca MARINI	ITA	Mooney VR46 Racing Team	DUCATI	39'35.414	160.8	6.329
7	9	26 Dani PEDROSA	SPA	Red Bull KTM Factory Racing	KTM	39'35.456	160.8	6.371
8	8	73 Alex MARQUEZ	SPA	Gresini Racing MotoGP	DUCATI	39'44.037	160.2	14.952
9	7	30 Takaaki NAKAGAMI	JPN	LCR Honda IDEMITSU	HONDA	39'44.777	160.2	15.692
10	6	20 Fabio QUARTARARO	FRA	Monster Energy Yamaha MotoGP	YAMAHA	39'44.931	160.2	15.846
11	5	21 Franco MORBIDELLI	ITA	Monster Energy Yamaha MotoGP	YAMAHA	39'46.294	160.1	17.209
12	4	49 Fabio DI GIANNANTONIO	ITA	Gresini Racing MotoGP	DUCATI	39'46.996	160.0	17.911
13	3	37 Augusto FERNANDEZ	SPA	GASGAS Factory Racing Tech3	KTM	39'48.095	160.0	19.010
14	2	6 Stefan BRADL	GER	HRC Team	HONDA	39'56.379	159.4	27.294
15	1	25 Raul FERNANDEZ	SPA	CryptoDATA RNF MotoGP Team	APRILIA	40'05.456	158.8	36.371
16		27 Iker LECUONA	SPA	Repsol Honda Team	HONDA	40'05.838	158.8	36.753
17		94 Jonas FOLGER	GER	GASGAS Factory Racing Tech3	KTM	40'16.231	158.1	47.146
Not classified								
		12 Maverick VIÑALES	SPA	Aprilia Racing	APRILIA	37'59.422	160.6	1 lap
		5 Johann ZARCO	FRA	Prima Pramac Racing	DUCATI	26'24.180	160.8	8 laps
		72 Marco BEZZECCHI	ITA	Mooney VR46 Racing Team	DUCATI	26'29.418	160.2	8 laps
		42 Alex RINS	SPA	LCR Honda CASTROL	HONDA	3'57.849	133.8	22 laps
		36 Joan MIR	SPA	Repsol Honda Team	HONDA	1'48.333	146.9	23 laps
Not finished first lap								
		88 Miguel OLIVEIRA	POR	CryptoDATA RNF MotoGP Team	APRILIA			

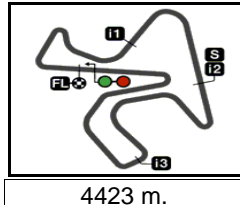
The results are provisional until the end of the limit for protest and appeals.

Time limit for protest expires 30' after publication of the results - Time:

These data/results cannot be reproduced, stored and/or transmitted in whole or in part by any manner of electronic, mechanical, photocopying, recording, broadcasting or otherwise now known or herein after developed without the previous express consent by the copyright owner, except for reproduction in daily press and regular printed publications on sale to the public within 60 days of the event related to those data/results and always provided that copyright symbol appears together as follows below.

© DORNA, 2023





Pos	Rider	Nation	Team	Motorcycle	Total Time	Km/h	Gap
-----	-------	--------	------	------------	------------	------	-----

Race condition: Dry

Air: 28°

Humidity: 40%

Ground: 33°

Pole Position:

Fastest Lap:

Best Race Lap:

All Time Lap Record:

	Alex ESPARGARO	1'37.216	163.7 Km/h
Lap 19	Francesco BAGNAIA	1'37.989	162.4 Km/h
2022	Francesco BAGNAIA	1'37.669	163.0 Km/h
2022	Francesco BAGNAIA	1'36.170	165.5 Km/h

14:35'00

14:59'57

15:02'16

15:02'39 Fabio QUARTARARO

15:02'48 Miguel OLIVEIRA

15:03'41

15:03'57

15:04'07

15:04'23

15:19'00

15:20'45

15:23'02

15:24'05

15:24'25 Alex RINS

15:24'45 Alex RINS

15:25'13 Franco MORBIDELLI

15:25'14 Fabio QUARTARARO

15:26'04 Joan MIR

15:28'22 Franco MORBIDELLI

15:28'35 Alex RINS

15:32'07 Fabio QUARTARARO

15:34'25 Francesco BAGNAIA

15:36'02 Fabio QUARTARARO

15:50'01 Johann ZARCO

15:50'24 Marco BEZZECCHI

16:00'09 Franco MORBIDELLI

16:03'56 Maverick VIÑALES

SIGHTING LAP START

WARM UP LAP START

RACE START

crashed out - Rider OK

crashed out - Medical Centre

No jump starts

Red flag

Less than 3 laps completed

New race will be for 24 laps

SIGHTING LAP START

WARM UP LAP START

RACE START

No jump starts

crashed out - Rider OK

re-joined race

long lap penalty

long lap penalty

crashed out - Rider OK

long lap penalty - COMPLETED

entered pits and retired

long lap penalty due to incorrect long lap execution

to drop 1 position due to irresponsible riding

long lap penalty - COMPLETED

crashed out - Rider OK

crashed out - Rider OK

track limits warning

stopped with technical issue

The results are provisional until the end of the limit for protest and appeals.

Time limit for protest expires 30' after publication of the results - Time:

These data/results cannot be reproduced, stored and/or transmitted in whole or in part by any manner of electronic, mechanical, photocopying, recording, broadcasting or otherwise now known or herein after developed without the previous express consent by the copyright owner, except for reproduction in daily press and regular printed publications on sale to the public within 60 days of the event related to those data/results and always provided that copyright symbol appears together as follows below.

© DORNA, 2023

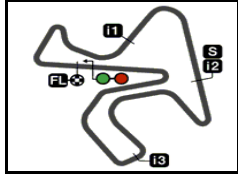
Official MotoGP Timing by TISSOT

www.motogp.com

Jerez de la Frontera, Sunday, April 30, 2023

Page 2 of 2





GRAN PREMIO MotoGP™ GURU BY GRYPYN DE ESPAÑA

30

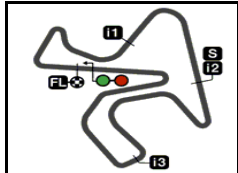
4423 m.

World Championship Classification

Rider	Points	Leader	Prev	POR	ARG	AME	SPA	FRA	ITA	GER	NED	KAZ	GBR	AUT	CAT	RSM	IND	JPN	INA	AUS	THA	MAL	QAT	VAL	
1 BAGNAIA Francesco [ITA]	87			37 12 25	4 4 0	12 12 -	34 9 25																		
2 BEZZECCHI Marco [ITA]	65	22	22	16 - 16	34 9 25	14 4 10	1 1																		
3 BINDER Brad [RSA]	62	25	3	10 0 10	12 12 0	8 5 3	32 12 20																		
4 MILLER Jack [AUS]	49	38	13	15 6 9	10 0 10	1 1 -	23 7 16																		
5 VIÑALES Maverick [SPA]	48	39	1	25 5 20	7 3 4	13 0 13	3 3																		
6 MARINI Luca [ITA]	48	39	0	- - -	15 7 8	23 3 20	10 0 10																		
7 MARTIN Jorge [SPA]	48	39	0	9 9 -	13 2 11	7 7 -	19 6 13																		
8 RINS Alex [SPA]	47	40	1	6 0 6	7 0 7	34 9 25	0 0																		
9 ZARCO Johann [FRA]	46	41	1	15 2 13	20 0 20	9 0 9	2 2																		
10 MARQUEZ Alex [SPA]	41	46	5	12 1 11	21 5 16	- - -	8 - 8																		
11 QUARTARARO Fabio [FRA]	40	47	1	8 0 8	10 1 9	16 0 16	6 0 6																		
12 MORBIDELLI Franco [ITA]	34	53	6	2 0 2	19 6 13	8 0 8	5 0 5																		

These data/results cannot be reproduced, stored and/or transmitted in whole or in part by any manner of electronic, mechanical, photocopying, recording, broadcasting or otherwise now known or herein after developed without the previous express consent by the copyright owner, except for reproduction in daily press and regular printed publications on sale to the public within 60 days of the event related to those data/results and always provided that copyright symbol appears together as follows below.
© DORNA, 2023





4423 m.

GRAN PREMIO MotoGP™ GURU BY GRYPFN DE ESPAÑA

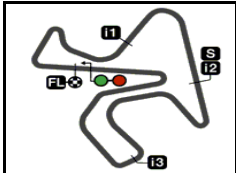
World Championship Classification

30

Rider	Points	Leader	Prev	POR	ARG	AME	SPA	FRA	ITA	GER	NED	KAZ	GBR	AUT	CAT	RSM	IND	JPN	INA	AUS	THA	MAL	QAT	VAL	
13 ESPARGARO Aleix [SPA]	29	58	5	11 4 7	1 - 1	6 6 -	11 - 11																		
14 OLIVEIRA Miguel [POR]	21	66	8	3 3 -	- - -	13 2 11	5 5																		
15 DI GIANNANTONIO Fabio [ITA]	17	70	4	0 0 -	6 0 6	7 0 7	4 0 4																		
16 FERNANDEZ Augusto [SPA]	17	70	0	3 - 3	5 0 5	6 0 6	3 0 3																		
17 NAKAGAMI Takaaki [JPN]	14	73	3	4 0 4	3 0 3	0 0 -	7 - 7																		
18 PEDROSA Dani [SPA]	13	74	1	- - -	- - -	- - -	13 4 9																		
19 MARQUEZ Marc [SPA]	7	80	6	7 7 -	- - -	- - -	- - -																		
20 MIR Joan [SPA]	5	82	2	5 - 5	- - -	0 0 -	- - -																		
21 PIRRO Michele [ITA]	5	82	0	- - -	- - -	5 - 5	- -																		
22 FOLGER Jonas [GER]	4	83	1	- - -	- - -	4 0 4	0 0 0																		
23 FERNANDEZ Raul [SPA]	3	84	1	0 0 -	2 0 2	0 0 -	1 0 1																		
24 BRADL Stefan [GER]	2	85	1	- - -	- - -	0 0 -	2 0 2																		

These data/results cannot be reproduced, stored and/or transmitted in whole or in part by any manner of electronic, mechanical, photocopying, recording, broadcasting or otherwise now known or herein after developed without the previous express consent by the copyright owner, except for reproduction in daily press and regular printed publications on sale to the public within 60 days of the event related to those data/results and always provided that copyright symbol appears together as follows below.
© DORNA, 2023





GRAN PREMIO MotoGP™ GURU BY GRYPYN DE ESPAÑA

30

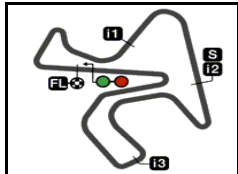
4423 m.

World Championship Classification

Rider	Points	Leader	Prev	POR	ARG	AME	SPA	FRA	ITA	GER	NED	KAZ	GBR	AUT	CAT	RSM	IND	JPN	INA	AUS	THA	MAL	QAT	VAL	
25 LECUONA Iker [SPA]	0	87	2	-	-	-	0																		
				-	-	-	0 0																		

These data/results cannot be reproduced, stored and/or transmitted in whole or in part by any manner of electronic, mechanical, photocopying, recording, broadcasting or otherwise now known or herein after developed without the previous express consent by the copyright owner, except for reproduction in daily press and regular printed publications on sale to the public within 60 days of the event related to those data/results and always provided that copyright symbol appears together as follows below.
© DORNA, 2023





4423 m.

GRAN PREMIO MotoGP™ GURU BY GRYPYN DE ESPAÑA

World Championship Classification

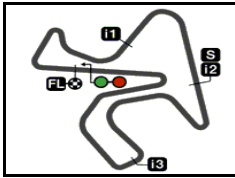
30

Constructor	Points	Leader	Previous	POR	ARG	AME	SPA	FRA	ITA	GER	NED	KAZ	GBR	AUT	CAT	RSM	IND	JPN	INA	AUS	THA	MAL	QAT	VAL
1 DUCATI	137			37	34	32	34																	
2 KTM	81	56	56	16	22	11	32																	
3 APRILIA	67	70	14	25	7	19	16																	
4 HONDA	61	76	6	13	7	34	7																	
5 YAMAHA	49	88	12	8	19	16	6																	

Team	Points	Leader	Previous	POR	ARG	AME	SPA	FRA	ITA	GER	NED	KAZ	GBR	AUT	CAT	RSM	IND	JPN	INA	AUS	THA	MAL	QAT	VAL
1 MOONEY VR46 RACING TEAM	113			16	49	37	11																	
2 RED BULL KTM FACTORY RACING	111	2	2	25	22	9	55																	
3 PRIMA PRAMAC RACING	94	19	17	24	33	16	21																	
4 DUCATI LENOVO TEAM	92	21	2	37	4	17	34																	
5 APRILIA RACING	77	36	15	36	8	19	14																	
6 MONSTER ENERGY YAMAHA MOTOGP	74	39	3	10	29	24	11																	
7 LCR HONDA	61	52	13	10	10	34	7																	
8 GRESINI RACING MOTOGP	58	55	3	12	27	7	12																	
9 CRYPTODATA RNF MOTOGP TEAM	24	89	34	3	2	13	6																	
10 GASGAS FACTORY RACING TECH3	21	92	3	3	5	10	3																	
11 REPSOL HONDA TEAM	12	101	9	12	-	-	-																	

These data/results cannot be reproduced, stored and/or transmitted in whole or in part by any manner of electronic, mechanical, photocopying, recording, broadcasting or otherwise now known or herein after developed without the previous express consent by the copyright owner, except for reproduction in daily press and regular printed publications on sale to the public within 60 days of the event related to those data/results and always provided that copyright symbol appears together as follows below.
© DORNA, 2023





4423 m.

Pos	1	2	3	4	5	6	7	8	9	10	11	12	13	14	15	16	17	18	19	20	21	22
Grid	41	43	89	33	1	26	5	10	12	30	73	72	21	49	20	25	42	6	36	37	94	27



	1	33	43	1	89	41	10	26	5	73	12	20	30	21	49	72	37	36	25	6	27	94	42
	2	43	33	1	89	41	10	5	26	73	12	20	30	21	72	49	37	25	6	27	94	42	
	3	43	33	1	89	41	10	5	26	73	12	20	30	72	49	37	25	6	21	27	94		
	4	33	43	1	89	41	10	5	26	73	12	30	72	49	20	37	25	6	21	27	94		
	5	33	1	43	89	41	10	5	73	12	26	30	72	49	20	37	25	6	21	27	94		
	6	33	1	43	41	89	5	10	73	26	12	30	72	49	20	37	25	6	21	27	94		
	7	33	1	43	41	89	5	10	73	26	12	30	72	49	37	25	20	6	21	27	94		
	8	33	43	1	41	89	5	10	26	73	12	30	72	49	25	37	20	6	21	27	94		
	9	33	43	1	41	89	5	10	26	73	12	72	30	49	25	37	20	21	6	27	94		
	10	33	43	1	41	89	5	10	26	73	12	72	30	49	37	25	20	21	6	27	94		
L	11	33	43	1	41	89	5	10	26	73	12	72	30	49	37	25	20	21	6	27	94		
a	12	33	43	1	89	41	5	10	26	12	73	72	30	49	37	20	25	21	6	27	94		
P	13	33	43	1	89	5	41	10	26	12	73	72	30	49	37	20	21	25	6	27	94		
S	14	33	43	1	89	5	41	10	26	12	73	72	30	49	37	20	21	25	6	27	94		
	15	33	1	43	89	5	41	10	26	12	72	73	30	49	37	20	21	25	6	27	94		
	16	33	1	43	89	5	41	10	26	12	72	73	30	49	37	20	21	6	25	27	94		
	17	33	1	43	89	41	10	26	12	73	30	49	37	20	21	6	25	27	94				
	18	33	1	43	89	41	10	26	12	73	30	49	20	37	21	6	25	27	94				
	19	33	1	43	89	41	10	26	12	73	30	49	20	37	21	6	25	27	94				
	20	33	1	43	89	41	10	26	12	73	30	49	20	21	37	6	25	27	94				
	21	1	33	43	89	41	10	26	12	73	30	49	20	21	37	6	25	27	94				
	22	1	33	43	89	41	10	26	12	73	30	49	20	21	37	6	25	27	94				
	23	1	33	43	89	41	10	26	12	73	30	20	21	49	37	6	25	27	94				
	24	1	33	43	89	41	10	26	73	30	20	21	49	37	6	25	27	94					

Winner Lapped rider

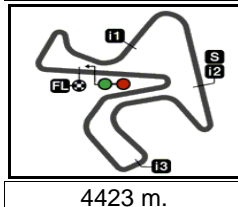
These data/results cannot be reproduced, stored and/or transmitted in whole or in part by any manner of electronic, mechanical, photocopying, recording, broadcasting or otherwise now known or herein after developed without the previous express consent by the copyright owner, except for reproduction in daily press and regular printed publications on sale to the public within 60 days of the event related to those data/results and always provided that copyright symbol appears together as follows below.

© DORNA, 2023


Official MotoGP Timing by TISSOT
www.motogp.com



Jerez de la Frontera, Sunday, April 30, 2023



4423 m.

	Rider	Nation	Team	Motorcycle	Time	Lap Total	Gap
1	1 Francesco BAGNAIA	ITA	Ducati Lenovo Team	DUCATI	1'37.989	19 24	
2	43 Jack MILLER	AUS	Red Bull KTM Factory Racing	KTM	1'38.037	20 24	0.048 0.048
3	41 Aleix ESPARGARO	SPA	Aprilia Racing	APRILIA	1'38.142	20 24	0.153 0.105
4	33 Brad BINDER	RSA	Red Bull KTM Factory Racing	KTM	1'38.211	24 24	0.222 0.069
5	26 Dani PEDROSA	SPA	Red Bull KTM Factory Racing	KTM	1'38.241	13 24	0.252 0.030
6	5 Johann ZARCO	FRA	Prima Pramac Racing	DUCATI	1'38.260	12 16	0.271 0.019
7	89 Jorge MARTIN	SPA	Prima Pramac Racing	DUCATI	1'38.272	15 24	0.283 0.012
8	12 Maverick VIÑALES	SPA	Aprilia Racing	APRILIA	1'38.372	19 23	0.383 0.100
9	72 Marco BEZZECCHI	ITA	Mooney VR46 Racing Team	DUCATI	1'38.400	16 16	0.411 0.028
10	10 Luca MARINI	ITA	Mooney VR46 Racing Team	DUCATI	1'38.439	13 24	0.450 0.039
11	20 Fabio QUARTARARO	FRA	Monster Energy Yamaha MotoGP	YAMAHA	1'38.575	20 24	0.586 0.136
12	30 Takaaki NAKAGAMI	JPN	LCR Honda IDEMITSU	HONDA	1'38.580	7 24	0.591 0.005
13	21 Franco MORBIDELLI	ITA	Monster Energy Yamaha MotoGP	YAMAHA	1'38.590	21 24	0.601 0.010
14	49 Fabio DI GIANNANTONIO	ITA	Gresini Racing MotoGP	DUCATI	1'38.614	4 24	0.625 0.024
15	73 Alex MARQUEZ	SPA	Gresini Racing MotoGP	DUCATI	1'38.735	8 24	0.746 0.121
16	37 Augusto FERNANDEZ	SPA	GASGAS Factory Racing Tech3	KTM	1'38.796	6 24	0.807 0.061
17	25 Raul FERNANDEZ	SPA	CryptoDATA RNF MotoGP Team	APRILIA	1'38.884	4 24	0.895 0.088
18	6 Stefan BRADL	GER	HRC Team	HONDA	1'39.070	4 24	1.081 0.186
19	27 Iker LECUONA	SPA	Repsol Honda Team	HONDA	1'39.408	4 24	1.419 0.338
20	94 Jonas FOLGER	GER	GASGAS Factory Racing Tech3	KTM	1'40.026	3 24	2.037 0.618
21	42 Alex RINS	SPA	LCR Honda CASTROL	HONDA	1'41.230	2 2	3.241 1.204

These data/results cannot be reproduced, stored and/or transmitted in whole or in part by any manner of electronic, mechanical, photocopying, recording, broadcasting or otherwise now known or herein after developed without the previous express consent by the copyright owner, except for reproduction in daily press and regular printed publications on sale to the public within 60 days of the event related to those data/results and always provided that copyright symbol appears together as follows below.

© DORNA, 2023

GRAN PREMIO MotoGP™ GURU BY GRYFYN DE ESPAÑA

After the Race

Event Best Maximum Speed

33



Rider

Nation Team

Motorcycle

Km/h

Rider	Nation	Team	Motorcycle	Km/h	
1 Francesco BAGNAIA	ITA	Ducati Lenovo Team	DUCATI	300.0	Tissot Sprint
26 Dani PEDROSA	SPA	Red Bull KTM Factory Racing	KTM	300.0	Tissot Sprint
72 Marco BEZZECCHI	ITA	Mooney VR46 Racing Team	DUCATI	299.1	Tissot Sprint
43 Jack MILLER	AUS	Red Bull KTM Factory Racing	KTM	297.5	Practice Nr. 1
33 Brad BINDER	RSA	Red Bull KTM Factory Racing	KTM	297.5	Warm Up
5 Johann ZARCO	FRA	Prima Pramac Racing	DUCATI	297.5	Qualifying Nr. 2
12 Maverick VIÑALES	SPA	Aprilia Racing	APRILIA	296.7	Tissot Sprint
10 Luca MARINI	ITA	Mooney VR46 Racing Team	DUCATI	295.8	Tissot Sprint
73 Alex MARQUEZ	SPA	Gresini Racing MotoGP	DUCATI	295.8	Tissot Sprint
88 Miguel OLIVEIRA	POR	CryptoDATA RNF MotoGP Team	APRILIA	295.8	Tissot Sprint
89 Jorge MARTIN	SPA	Prima Pramac Racing	DUCATI	295.8	Tissot Sprint
41 Aleix ESPARGARO	SPA	Aprilia Racing	APRILIA	295.0	Tissot Sprint
20 Fabio QUARTARARO	FRA	Monster Energy Yamaha MotoGP	YAMAHA	295.0	Warm Up
21 Franco MORBIDELLI	ITA	Monster Energy Yamaha MotoGP	YAMAHA	295.0	Tissot Sprint
49 Fabio DI GIANNANTONIO	ITA	Gresini Racing MotoGP	DUCATI	295.0	Tissot Sprint
23 Enea BASTIANINI	ITA	Ducati Lenovo Team	DUCATI	294.2	Free Practice
25 Raul FERNANDEZ	SPA	CryptoDATA RNF MotoGP Team	APRILIA	294.2	Tissot Sprint
30 Takaaki NAKAGAMI	JPN	LCR Honda IDEMITSU	HONDA	294.2	Tissot Sprint
36 Joan MIR	SPA	Repsol Honda Team	HONDA	294.2	Tissot Sprint
94 Jonas FOLGER	GER	GASGAS Factory Racing Tech3	KTM	294.2	Tissot Sprint
6 Stefan BRADL	GER	HRC Team	HONDA	292.6	Tissot Sprint
37 Augusto FERNANDEZ	SPA	GASGAS Factory Racing Tech3	KTM	292.6	Warm Up
42 Alex RINS	SPA	LCR Honda CASTROL	HONDA	291.8	Tissot Sprint
27 Iker LECUONA	SPA	Repsol Honda Team	HONDA	290.3	Warm Up

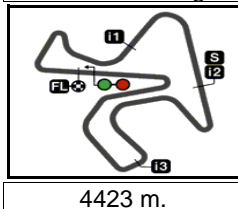
These data/results cannot be reproduced, stored and/or transmitted in whole or in part by any manner of electronic, mechanical, photocopying, recording, broadcasting or otherwise now known or herein after developed without the previous express consent by the copyright owner, except for reproduction in daily press and regular printed publications on sale to the public within 60 days of the event related to those data/results and always provided that copyright symbol appears together as follows below.

© DORNA, 2023

Official MotoGP Timing by TISSOT
www.motogp.com

Jerez de la Frontera, Sunday, April 30, 2023





* Lap / Sector time cancelled T1 Time from finish line to 1st intermed. T3 Time from 2nd intermed. to 3rd intermed.
 P Crossing the finish line in pit lane T2 Time from 1st intermed. to 2nd intermed. T4 Time from 3rd intermediate to finish line
 **Tyre data subject to further updates

Lap	Lap Time	T1	T2	T3	T4	Speed	Lap	Lap Time	T1	T2	T3	T4	Speed	
1st	1	Francesco BAGNAIA DUCATI ITA						11	1'38.604	24.635	14.447	29.476	30.046	288.7
		Ducati Lenovo Team						12	1'38.502	24.584	14.449	29.494	29.975	288.7
		Runs=1 Total laps=24 Full laps=23 Valid laps=22						13	1'38.410	24.582	14.378	29.465	29.985	289.5
	Run # 1	Front Tyre	Slick-Medium	Rear Tyre	Slick-Medium		14	1'38.466	24.608	14.421	29.438	29.999	290.3	
		New Tyre		New Tyre			15	1'38.508	24.522	14.405	29.501	30.080	291.1	
1	1'44.852	30.719	14.359	29.703	30.071	294.2	16	1'38.301	24.566	14.461	29.353	29.921	288.0	
2	1'39.050	24.645	14.295	29.923	30.187	295.8	17	1'38.477	24.570	14.452	29.443	30.012	288.0	
3	1'38.736	24.584	14.397	29.741	30.014	292.6	18	1'38.362	24.620	14.367	29.399	29.976	291.8	
4	1'38.237	24.565	14.352	29.433	29.887	293.4	19	1'38.331	24.548	14.457	29.391	29.935	290.3	
5	1'38.739	24.653	14.319	29.775	29.992	295.8	20	1'38.213	24.532	14.432	29.351	29.898	291.1	
6	1'38.154	24.510	14.316	29.468	29.860	292.6	21	1'38.804	24.530	14.442	29.526	30.306	290.3	
7	1'38.506	24.544	14.383	29.574	30.005	293.4	22	1'38.400	24.625	14.425	29.427	29.923	291.8	
8	1'39.326	25.340	14.408	29.642	29.936	295.0	23	1'38.293	24.524	14.358	29.464	29.947	291.8	
9	1'38.268	24.557	14.339	29.460	29.912	295.0	24	1'38.211	24.519	14.358	29.315	30.019	292.6	
10	1'38.728	24.587	14.325	29.821	29.995	297.5								
11	1'38.363 *	24.573	14.330	29.469	29.991*	293.4	3rd	43	Jack MILLER KTM AUS					
12	1'38.346	24.586	14.342	29.503	29.915	293.4			Red Bull KTM Factory Racing					
13	1'38.224	24.507	14.392	29.506	29.819	295.0			Runs=1 Total laps=24 Full laps=23 Valid laps=23					
14	1'38.459	24.673	14.344	29.528	29.914	295.8		Run # 1	Front Tyre	Slick-Medium	Rear Tyre	Slick-Medium		
15	1'38.725	24.627	14.342	29.656	30.100	295.0			New Tyre		New Tyre			
16	1'38.287	24.495	14.391	29.427	29.974	293.4	1	1'44.645	30.268	14.574	29.776	30.027	290.3	
17	1'38.409	24.573	14.466	29.430	29.940	291.1	2	1'38.701	24.687	14.366	29.694	29.954	292.6	
18	1'38.406	24.557	14.388	29.483	29.978	293.4	3	1'38.521	24.589	14.469	29.383	30.080	288.7	
19	1'37.989	24.504	14.381	29.335	29.769	292.6	4	1'38.673	24.717	14.446	29.360	30.150	288.7	
20	1'38.026	24.420	14.276	29.468	29.862	294.2	5	1'39.261	24.791	14.419	30.113	29.938	290.3	
21	1'38.458	24.511	14.365	29.505	30.077	294.2	6	1'38.633	24.656	14.403	29.629	29.945	291.8	
22	1'38.258	24.451	14.505	29.357	29.945	290.3	7	1'38.415	24.553	14.407	29.376	30.079	291.1	
23	1'38.405	24.431	14.448	29.495	30.031	288.7	8	1'38.394	24.623	14.466	29.381	29.924	290.3	
24	1'38.134	24.351	14.472	29.358	29.953	290.3	9	1'38.380	24.682	14.380	29.358	29.960	290.3	
							10	1'38.529	24.650	14.427	29.505	29.947	291.1	
2nd	33	Brad BINDER KTM RSA						11	1'38.304	24.585	14.387	29.397	29.935	290.3
		Red Bull KTM Factory Racing						12	1'38.356	24.585	14.365	29.491	29.915	291.1
		Runs=1 Total laps=24 Full laps=23 Valid laps=23						13	1'38.483	24.597	14.437	29.498	29.951	290.3
	Run # 1	Front Tyre	Slick-Medium	Rear Tyre	Slick-Medium		14	1'38.374	24.597	14.437	29.416	29.924	290.3	
		New Tyre		New Tyre			15	1'39.186	24.617	14.432	29.705	30.432	289.5	
1	1'44.478	30.141	14.588	29.743	30.006	287.2	16	1'38.482	24.718	14.400	29.387	29.977	292.6	
2	1'38.932	24.690	14.422	29.630	30.190	286.4	17	1'38.363	24.576	14.402	29.496	29.889	292.6	
3	1'38.582	24.675	14.351	29.585	29.971	292.6	18	1'38.533	24.607	14.352	29.578	29.996	294.2	
4	1'38.456	24.709	14.384	29.476	29.887	294.2	19	1'38.168	24.548	14.417	29.414	29.789	292.6	
5	1'38.793	24.604	14.501	29.636	30.052	288.0	20	1'38.037	24.513	14.375	29.316	29.833	293.4	
6	1'38.332	24.499	14.368	29.503	29.962	287.2	21	1'38.353	24.588	14.381	29.426	29.958	292.6	
7	1'38.430	24.491	14.497	29.477	29.965	288.7	22	1'38.530	24.605	14.354	29.608	29.963	291.8	
8	1'38.506	24.646	14.409	29.473	29.978	291.1	23	1'38.511	24.580	14.439	29.499	29.993	291.1	
9	1'38.402	24.575	14.373	29.440	30.014	288.0	24	1'38.372	24.575	14.465	29.381	29.951	291.8	
10	1'38.513	24.652	14.436	29.431	29.994	288.7								

Fastest Lap: Francesco BAGNAIA Ducati Lenovo Team ITA **1'37.989** 24.504 14.381 29.335 29.769

These data/results cannot be reproduced, stored and/or transmitted in whole or in part by any manner of electronic, mechanical, photocopying, recording, broadcasting or otherwise now known or herein after developed without the previous express consent by the copyright owner, except for reproduction in daily press and regular printed publications on sale to the public within 60 days of the event related to those data/results and always provided that copyright symbol appears together as follows below.
 © DORNA, 2023



Race

MotoGP

Lap	Lap Time	T1	T2	T3	T4	Speed	Lap	Lap Time	T1	T2	T3	T4	Speed	
4th	89	Jorge MARTIN				DUCATI SPA		22	1'38.817	24.751	14.384	29.596	30.086	291.1
		Prima Pramac Racing						23	1'39.081	24.713	14.499	29.649	30.220	291.1
		Runs=1 Total laps=24 Full laps=23 Valid laps=22						24	1'39.355	24.734	14.514	29.555	30.552	289.5
		Run #	1	Front Tyre	Slick-Medium	Rear Tyre	Slick-Medium	Speed						
			New Tyre		New Tyre									
1	1'44.964	30.360	14.521	30.053	30.030	290.3								
2	1'39.081	24.738	14.364	29.620	30.359	289.5								
3	1'38.794	24.517	14.415	29.778	30.084	294.2								
4	1'38.313	24.632	14.413	29.348	29.920	293.4								
5	1'38.874	24.611	14.386	29.848	30.029	291.1								
6	1'39.230	24.556	14.323	29.429	30.922	294.2								
7	1'38.451	24.715	14.323	29.480	29.933	295.0								
8	1'38.583	24.570	14.369	29.599	30.045	295.0								
9	1'38.324	24.585	14.386	29.381	29.972	295.0								
10	1'38.410	24.568	14.378	29.496	29.968	295.0								
11	1'38.449	24.601	14.335	29.526	29.987	295.0								
12	1'38.336	24.514	14.287	29.589	29.946	295.0								
13	1'38.529	24.553	14.383	29.492	30.101	294.2								
14	1'38.567	24.643	14.419	29.483	30.022	293.4								
15	1'38.272	24.478	14.379	29.404	30.011	294.2								
16	1'38.360	24.505	14.395	29.454	30.006	295.8								
17	1'38.655	24.616	14.310	29.703	30.026	295.0								
18	1'38.314	24.530	14.343	29.405	30.036	293.4								
19	1'38.347	24.596	14.354	29.420	29.977	295.0								
20	1'38.402	24.575	14.358	29.468	30.001	294.2								
21	1'38.512	24.685	14.368	29.414	30.045	295.0								
22	1'38.461 *	24.611	14.439*	29.393	30.018	292.6								
23	1'38.335	24.453	14.432	29.456	29.994	293.4								
24	1'38.464	24.535	14.412	29.413	30.104	293.4								
5th	41	Aleix ESPARGARO				APRILIA SPA		22	1'38.912	24.691	14.449	29.582	30.190	291.1
		Aprilia Racing						23	1'39.039	24.714	14.529	29.634	30.162	289.5
		Runs=1 Total laps=24 Full laps=23 Valid laps=22						24	1'39.092	24.614	14.559	29.698	30.221	289.5
		Run #	1	Front Tyre	Slick-Medium	Rear Tyre	Slick-Medium	Speed						
			New Tyre		New Tyre									
1	1'45.182	30.656	14.505	30.018	30.003	291.1								
2	1'38.992	24.757	14.342	29.686	30.207	290.3								
3	1'38.827	24.671	14.332	29.792	30.032	290.3								
4	1'38.474	24.806	14.334	29.478	29.856	293.4								
5	1'38.703	24.629	14.300	29.780	29.994	292.6								
6	1'38.963	24.684	14.301	29.994	29.984	291.8								
7	1'38.217	24.711	14.361	29.313	29.832	290.3								
8	1'38.418	24.663	14.364	29.548	29.843	291.8								
9	1'38.362	24.641	14.374	29.500	29.847	291.8								
10	1'38.667	24.742	14.378	29.616	29.931	292.6								
11	1'38.387	24.659	14.347	29.526	29.855	291.8								
12	1'38.888	24.700	14.294	29.885	30.009	294.2								
13	1'39.059	24.719	14.315	29.979	30.046	293.4								
14	1'38.523	24.645	14.308	29.651	29.919	294.2								
15	1'38.454	24.621	14.265	29.550	30.018	294.2								
16	1'38.331 *	24.629	14.341*	29.484	29.877	293.4								
17	1'38.515	24.699	14.445	29.465	29.906	291.8								
18	1'38.628	24.719	14.346	29.562	30.001	294.2								
19	1'38.408	24.591	14.322	29.635	29.860	293.4								
20	1'38.142	24.624	14.306	29.371	29.841	293.4								
21	1'38.452	24.611	14.344	29.452	30.045	292.6								
6th	10	Luca MARINI				DUCATI ITA		22	1'38.898	24.765	14.315	29.684	30.134	294.2
		Mooney VR46 Racing Team						23	1'38.856	24.849	14.342	29.639	30.026	292.6
		Runs=1 Total laps=24 Full laps=23 Valid laps=23						24	1'38.696	24.696	14.375	29.886	30.152	292.6
		Run #	1	Front Tyre	Slick-Medium	Rear Tyre	Slick-Medium	Speed						
			New Tyre		New Tyre									
1	1'45.413	31.052	14.372	29.944	30.045	292.6								
2	1'38.898	24.765	14.315	29.684	30.134	294.2								
3	1'38.856	24.849	14.342	29.639	30.026	292.6								
4	1'38.688	24.858	14.336	29.610	29.884	293.4								
5	1'38.641	24.708	14.420	29.548	29.965	292.6								
6	1'39.109	24.696	14.375	29.886	30.152	292.6								
7	1'38.696	24.779	14.317	29.654	29.946	292.6								
8	1'38.611	24.825	14.456	29.448	29.882	291.8								
9	1'38.612	24.686	14.359	29.575	29.992	293.4								
10	1'38.659	24.728	14.456	29.522	29.953	292.6								
11	1'38.562	24.670	14.370	29.519	30.003	292.6								
12	1'38.451	24.649	14.408	29.378	30.016	292.6								
13	1'38.439	24.572	14.387	29.507	29.973	294.2								
14	1'38.580	24.678	14.445	29.571	29.886	293.4								
15	1'38.544	24.658	14.383	29.596	29.907	292.6								
16	1'38.665	24.780	14.433	29.483	29.969	292.6								
17	1'38.460	24.615	14.431	29.486	29.928	292.6								
18	1'38.735	24.635	14.466	29.607	30.027	292.6								
19	1'38.473	24.650	14.412	29.515	29.896	292.6								
20	1'38.518	24.660	14.410	29.481	29.967	292.6								
21	1'38.761	24.623	14.471	29.588	30.079	292.6								
22	1'38.912	24.691	14.449	29.582	30.190	291.1								
23	1'39.039	24.714	14.529	29.634	30.162	289.5								
24	1'39.092	24.614	14.559	29.698	30.221	289.5								
7th	26	Dani PEDROSA				KTM SPA		22	1'38.809	24.976	14.303	29.631	29.899	296.7
		Red Bull KTM Factory Racing						23	1'38.387	24.672	14.292	29.534	29.889	299.1
		Runs=1 Total laps=24 Full laps=23 Valid laps=22						24	1'38.371	24.664	14.301	29.466	29.940	297.5
		Run #	1	Front Tyre	Slick-Medium	Rear Tyre	Slick-Medium	Speed						
			New Tyre		New Tyre									
1	1'45.488	31.239	14.360	29.927	29.962	295.0								
2	1'39.253	25.262	14.246	29.780	29.965	298.3								
3	1'38.842	24.841	14.326	29.762	29.913	292.6								
4	1'38.874	24.864	14.262	29.744	30.004	296.7								
5	1'39.716	25.304	14.282	30.034	30.096	296.7								
6	1'38.463	24.688	14.254	29.539	29.982	297.5								
7	1'38.731	24.740	14.371	29.589	30.031	295.0								
8	1'38.558	24.777	14.287	29.653	29.841	297.5								
9	1'38.413	24.713	14.296	29.544	29.860	295.8								
10	1'38.540	24.645	14.297	29.677	29.921	298.3								
11	1'38.394	24.709	14.264	29.498	29.923	295.8								
12	1'38.371	24.664	14.301	29.466	29.940	297.5								
13	1'38.241	24.625	14.267	29.511	29.838	298.3								
14	1'38.528 *	24.720	14.287*	29.628	29.893	295.8								
15	1'38.626	24.686	14.331	29.671	29.938	295.8								
16	1'38.809	24.976	14.303	29.631	29.899	296.7								
17	1'38.387	24.672	14.292	29.534	29.889	299.1								

Fastest Lap: Francesco BAGNAIA Ducati Lenovo Team ITA **1'37.989** 24.504 14.381 29.335 29.769

These data/results cannot be reproduced, stored and/or transmitted in whole or in part by any manner of electronic, mechanical, photocopying, recording, broadcasting or otherwise now known or herein after developed without the previous express consent by the copyright owner, except for reproduction in daily press and regular printed publications on sale to the public within 60 days of the event related to those data/results and always provided that copyright symbol appears together as follows below.
© DORNA, 2023



Race

MotoGP

Lap	Lap Time	T1	T2	T3	T4	Speed	Lap	Lap Time	T1	T2	T3	T4	Speed
18	1'38.707	24.743	14.328	29.638	29.998	299.1	14	1'38.775	24.696	14.420	29.603	30.056	291.8
19	1'38.480	24.681	14.269	29.594	29.936	299.1	15	1'38.819	24.678	14.383	29.694	30.064	291.8
20	1'38.405	24.692	14.220	29.582	29.911	298.3	16	1'38.970	24.795	14.422	29.705	30.048	291.8
21	1'38.780	24.859	14.339	29.535	30.047	299.1	17	1'39.283	24.800	14.458	29.760	30.265	290.3
22	1'38.909	24.745	14.354	29.745	30.065	296.7	18	1'39.361	24.850	14.448	29.761	30.302	288.7
23	1'38.876	24.803	14.386	29.640	30.047	297.5	19	1'38.852	24.780	14.447	29.566	30.059	288.0
24	1'39.065	24.914	14.400	29.706	30.045	296.7	20	1'38.844	24.667	14.389	29.634	30.154	290.3

8th **73** **Alex MARQUEZ** DUCATI SPA
 Gresini Racing MotoGP
 Runs=1 Total laps=24 Full laps=23 Valid laps=22

Run #	1	Front Tyre	Slick-Medium	Rear Tyre	Slick-Medium	Speed
		New Tyre		New Tyre		
1	1'46.140	31.537	14.503	29.902	30.198	292.6
2	1'38.951	24.858	14.316	29.647	30.130	295.0
3	1'38.785	24.777	14.341	29.638	30.029	294.2
4	1'38.755	24.744	14.354	29.730	29.927	293.4
5	1'39.074	24.822	14.379	29.623	30.250	293.4
6	1'38.805	24.661	14.429	29.600	30.115	292.6
7	1'38.797	24.709	14.417	29.511	30.160	292.6
8	1'38.735	24.679	14.379	29.548	30.129	292.6
9	1'38.997	24.773	14.458	29.732	30.034	293.4
10	1'38.901	24.740	14.487	29.570	30.104	292.6
11	1'39.103	24.747	14.488	29.546	30.322	290.3
12	1'39.267	24.820	14.443	29.562	30.442	290.3
13	1'39.032	24.808	14.477	29.626	30.121	294.2
14	1'38.977 *	24.686	14.480*	29.572	30.239	292.6
15	1'39.186	24.607	14.430	29.942	30.207	292.6
16	1'38.826	24.810	14.407	29.579	30.030	294.2
17	1'39.456	24.728	14.544	29.957	30.227	290.3
18	1'38.943	24.652	14.507	29.581	30.203	290.3
19	1'38.949	24.702	14.504	29.619	30.124	291.1
20	1'38.980	24.705	14.529	29.539	30.207	288.7
21	1'39.067	24.628	14.543	29.651	30.245	287.2
22	1'39.161	24.788	14.535	29.647	30.191	289.5
23	1'39.582	24.880	14.610	29.692	30.400	288.7
24	1'39.568	24.770	14.636	29.821	30.341	287.2

9th **30** **Takaaki NAKAGAMI** HONDA JPN
 LCR Honda IDEMITSU
 Runs=1 Total laps=24 Full laps=23 Valid laps=23

Run #	1	Front Tyre	Slick-Medium	Rear Tyre	Slick-Medium	Speed
		New Tyre		New Tyre		
1	1'47.058	31.439	14.787	30.558	30.274	290.3
2	1'39.098	24.868	14.377	29.686	30.167	291.1
3	1'38.919	24.667	14.398	29.752	30.102	291.1
4	1'38.741	24.799	14.320	29.573	30.049	290.3
5	1'38.872	24.727	14.383	29.612	30.150	289.5
6	1'38.899	25.172	14.320	29.405	30.002	289.5
7	1'38.580	24.597	14.406	29.541	30.036	289.5
8	1'38.681	24.717	14.399	29.565	30.000	291.1
9	1'39.154	24.951	14.444	29.661	30.098	290.3
10	1'38.770	24.663	14.387	29.702	30.018	290.3
11	1'38.979	24.741	14.446	29.631	30.161	289.5
12	1'39.301	24.760	14.420	29.825	30.296	291.8
13	1'39.123	24.882	14.413	29.676	30.152	289.5

10th **20** **Fabio QUARTARARO** YAMAHA FRA
 Monster Energy Yamaha MotoGP
 Runs=1 Total laps=24 Full laps=23 Valid laps=23

Run #	1	Front Tyre	Slick-Hard	Rear Tyre	Slick-Medium	Speed
		New Tyre		New Tyre		
1	1'46.863	31.631	14.665	30.394	30.173	291.8
2	1'38.989	24.853	14.396	29.748	29.992	289.5
3	1'38.812	24.714	14.370	29.713	30.015	291.1
4	1'40.737	24.693	14.327	29.605	32.112	291.8
5	1'38.910	24.775	14.390	29.602	30.143	290.3
6	1'38.846	24.617	14.400	29.745	30.084	291.8
7	1'40.683	24.751	14.449	29.628	31.855	290.3
8	1'38.887	24.792	14.387	29.659	30.049	291.1
9	1'38.958	24.715	14.425	29.735	30.083	291.8
10	1'39.239	24.806	14.424	29.797	30.212	291.1
11	1'39.040	24.822	14.397	29.697	30.124	291.1
12	1'38.908	24.747	14.372	29.610	30.179	292.6
13	1'38.678	24.698	14.368	29.586	30.026	291.8
14	1'38.826	24.681	14.388	29.659	30.098	291.8
15	1'39.515	24.651	14.342	30.381	30.141	292.6
16	1'38.727	24.720	14.380	29.650	29.977	291.8
17	1'38.971	24.722	14.428	29.709	30.112	291.8
18	1'38.840	24.724	14.415	29.617	30.084	294.2
19	1'38.581	24.652	14.384	29.572	29.973	291.8
20	1'38.575	24.702	14.363	29.472	30.038	291.8
21	1'38.674	24.659	14.374	29.572	30.069	292.6
22	1'39.140	24.657	14.434	29.847	30.202	291.1
23	1'38.841	24.774	14.425	29.606	30.036	290.3
24	1'38.691	24.577	14.376	29.572	30.166	291.1

11th **21** **Franco MORBIDELLI** YAMAHA ITA
 Monster Energy Yamaha MotoGP
 Runs=1 Total laps=24 Full laps=23 Valid laps=20

Run #	1	Front Tyre	Slick-Medium	Rear Tyre	Slick-Medium	Speed
		New Tyre		New Tyre		
1	1'47.146	31.985	14.508	30.462	30.191	290.3
2	1'39.115 *	24.933*	14.373	29.781	30.028	294.2
3	1'41.722	24.893	14.559	30.399	31.871	289.5
4	1'39.045	24.891	14.454	29.666	30.034	289.5
5	1'39.138	24.872	14.464	29.596	30.206	288.7
6	1'39.244 *	24.727	14.374	29.730	30.413*	290.3
7	1'39.138	24.682	14.493	29.729	30.234	291.1
8	1'39.349	24.907	14.429	29.966	30.047	291.8
9	1'39.345	24.916	14.445	29.897	30.087	290.3

Fastest Lap: Francesco BAGNAIA Ducati Lenovo Team ITA **1'37.989** 24.504 14.381 29.335 29.769

These data/results cannot be reproduced, stored and/or transmitted in whole or in part by any manner of electronic, mechanical, photocopying, recording, broadcasting or otherwise now known or herein after developed without the previous express consent by the copyright owner, except for reproduction in daily press and regular printed publications on sale to the public within 60 days of the event related to those data/results and always provided that copyright symbol appears together as follows below.
 © DORNA, 2023



Race

MotoGP

Lap	Lap Time	T1	T2	T3	T4	Speed	Lap	Lap Time	T1	T2	T3	T4	Speed
10	1'38.892	24.676	14.515	29.571	30.130	285.7	6	1'38.796	24.718	14.434	29.651	29.993	291.1
11	1'39.203	24.805	14.527	29.615	30.256	285.7	7	1'39.268	24.747	14.465	29.711	30.345	291.1
12	1'38.677	24.657	14.457	29.529	30.034	288.7	8	1'39.675	25.555	14.499	29.656	29.965	290.3
13	1'39.043	24.640	14.394	29.781	30.228	294.2	9	1'38.991	24.744	14.451	29.670	30.126	288.7
14	1'38.868	24.642	14.447	29.639	30.140	288.7	10	1'38.886	24.700	14.458	29.600	30.128	289.5
15	1'38.656	24.693	14.390	29.597	29.976	288.7	11	1'39.134	24.689	14.543	29.639	30.263	287.2
16	1'38.711	24.764	14.454	29.558	29.935	290.3	12	1'38.841	24.656	14.551	29.517	30.117	288.7
17	1'38.637	24.644	14.477	29.598	29.918	291.1	13	1'38.967	24.744	14.492	29.646	30.085	288.7
18	1'38.878	24.940	14.384	29.507	30.047	292.6	14	1'38.904	24.741	14.555	29.506	30.102	287.2
19	1'38.998	24.870	14.393	29.776	29.959	293.4	15	1'39.122	24.714	14.535	29.698	30.175	288.7
20	1'38.707	24.665	14.302	29.687	30.053	294.2	16	1'39.016	24.769	14.539	29.681	30.027	288.7
21	1'38.590	24.756	14.377	29.404	30.053	291.1	17	1'39.209	24.708	14.625	29.702	30.174	286.4
22	1'38.673	24.681	14.427	29.571	29.994	291.8	18	1'39.216	24.704	14.558	29.821	30.133	285.7
23	1'39.387 *	24.762*	14.493	29.779	30.353	290.3	19	1'38.814	24.736	14.454	29.538	30.086	291.1
24	1'39.132	24.740	14.493	29.647	30.252	290.3	20	1'39.210	24.820	14.387	29.654	30.349	290.3

12th 49 Fabio DI GIANNANTONI DUCATI ITA
Gresini Racing MotoGP

Runs=1 Total laps=24 Full laps=23 Valid laps=23

Run #	1	Front Tyre	Slick-Medium	Rear Tyre	Slick-Medium	Speed
		New Tyre		New Tyre		
1	1'47.412	32.144	14.659	30.312	30.297	284.2
2	1'39.383	24.890	14.388	29.883	30.222	292.6
3	1'39.398	24.726	14.517	29.944	30.211	290.3
4	1'38.614	24.587	14.374	29.556	30.097	289.5
5	1'38.885	24.632	14.592	29.547	30.114	287.2
6	1'38.736	24.686	14.357	29.631	30.062	291.1
7	1'38.695	24.590	14.414	29.555	30.136	289.5
8	1'38.791	24.666	14.438	29.569	30.118	291.1
9	1'38.742	24.625	14.378	29.625	30.114	291.1
10	1'38.751	24.734	14.448	29.567	30.002	289.5
11	1'39.041	24.732	14.464	29.665	30.180	288.7
12	1'38.885	24.719	14.434	29.548	30.184	289.5
13	1'39.200	24.792	14.511	29.747	30.150	288.7
14	1'39.162	24.806	14.465	29.765	30.126	291.1
15	1'38.899	24.693	14.482	29.654	30.070	288.0
16	1'39.176	24.853	14.508	29.647	30.168	289.5
17	1'39.003	24.738	14.485	29.684	30.096	289.5
18	1'39.070	24.770	14.446	29.641	30.213	291.1
19	1'39.524	24.763	14.426	30.100	30.235	288.7
20	1'39.090	24.784	14.413	29.681	30.212	288.7
21	1'39.226	24.724	14.482	29.777	30.243	287.2
22	1'39.551	24.924	14.517	29.868	30.242	286.4
23	1'40.272	24.719	14.571	29.989	30.993	285.7
24	1'39.490	24.829	14.520	29.788	30.353	288.7

13th 37 Augusto FERNANDEZ KTM SPA
GASGAS Factory Racing Tech3

Runs=1 Total laps=24 Full laps=23 Valid laps=23

Run #	1	Front Tyre	Slick-Medium	Rear Tyre	Slick-Medium	Speed
		New Tyre		New Tyre		
1	1'47.918	32.433	14.670	30.216	30.599	282.7
2	1'39.090	24.875	14.370	29.612	30.233	289.5
3	1'39.473	24.727	14.368	30.138	30.240	289.5
4	1'38.999	24.735	14.409	29.729	30.126	289.5
5	1'39.108	24.857	14.447	29.646	30.158	289.5

14th 6 Stefan BRADL HONDA GER
HRC Team

Runs=1 Total laps=24 Full laps=23 Valid laps=23

Run #	1	Front Tyre	Slick-Medium	Rear Tyre	Slick-Medium	Speed
		New Tyre		New Tyre		
1	1'48.493	32.371	14.765	30.304	31.053	281.9
2	1'39.533	25.004	14.420	29.781	30.328	288.7
3	1'39.396	24.871	14.431	29.877	30.217	289.5
4	1'39.070	24.821	14.396	29.724	30.129	288.7
5	1'39.269	24.790	14.438	29.750	30.291	284.9
6	1'39.260	24.903	14.453	29.670	30.234	287.2
7	1'39.353	24.852	14.493	29.712	30.296	286.4
8	1'39.427	24.948	14.434	29.892	30.153	288.7
9	1'39.783	24.874	14.490	30.153	30.266	286.4
10	1'39.224	24.839	14.511	29.692	30.182	287.2
11	1'39.375	24.880	14.507	29.709	30.279	283.4
12	1'39.335	24.741	14.475	29.839	30.280	287.2
13	1'39.112	24.722	14.483	29.739	30.168	286.4
14	1'39.492	24.926	14.544	29.735	30.287	287.2
15	1'39.519	24.956	14.496	29.775	30.292	288.7
16	1'39.546	24.952	14.587	29.727	30.280	284.9
17	1'39.738	24.910	14.676	29.908	30.244	285.7
18	1'39.426	24.840	14.551	29.682	30.353	285.7
19	1'39.380	24.890	14.542	29.722	30.226	285.7
20	1'39.285	24.806	14.539	29.690	30.250	285.7
21	1'39.461	24.856	14.559	29.745	30.301	284.9
22	1'39.670	24.876	14.679	29.749	30.366	283.4
23	1'39.896	24.850	14.652	29.934	30.460	282.7
24	1'40.336	25.012	14.745	29.942	30.637	281.9

15th 25 Raul FERNANDEZ APRILIA SPA
CryptoDATA RNF MotoGP Team

Runs=1 Total laps=24 Full laps=23 Valid laps=23

Run #	1	Front Tyre	Slick-Medium	Rear Tyre	Slick-Medium	Speed
		New Tyre		New Tyre		
1	1'48.428	32.565	14.809	30.428	30.626	283.4

Fastest Lap: Francesco BAGNAIA Ducati Lenovo Team ITA 1'37.989 24.504 14.381 29.335 29.769

These data/results cannot be reproduced, stored and/or transmitted in whole or in part by any manner of electronic, mechanical, photocopying, recording, broadcasting or otherwise now known or herein after developed without the previous express consent by the copyright owner, except for reproduction in daily press and regular printed publications on sale to the public within 60 days of the event related to those data/results and always provided that copyright symbol appears together as follows below.
© DORNA, 2023



Race

MotoGP

Lap	Lap Time	T1	T2	T3	T4	Speed	Lap	Lap Time	T1	T2	T3	T4	Speed	
2	1'39.384	24.818	14.436	29.864	30.266	291.1	17th 94 Jonas FOLGER GASGAS Factory Racing Tech3 Runs=1 Total laps=24 Full laps=23 Valid laps=22							
3	1'38.914	24.657	14.460	29.718	30.079	289.5		Run # 1	Front Tyre	Slick-Medium	Rear Tyre	Slick-Medium		
4	1'38.884	24.738	14.443	29.608	30.095	290.3			New Tyre		New Tyre			
5	1'39.134	24.925	14.350	29.789	30.070	291.8		1	1'49.122	32.831	15.146	30.526	30.619	283.4
6	1'38.963	24.798	14.357	29.734	30.074	290.3		2	1'40.134	25.055	14.566	30.191	30.322	289.5
7	1'39.017	24.739	14.415	29.735	30.128	291.1		3	1'40.026	25.001	14.592	30.062	30.371	288.0
8	1'39.415	25.206	14.524	29.656	30.029	288.0		4	1'40.079	25.130	14.533	30.141	30.275	288.7
9	1'38.964	24.687	14.504	29.585	30.188	288.0		5	1'40.292	24.995	14.590	30.315	30.392	285.7
10	1'39.535	24.706	14.518	30.160	30.151	287.2		6	1'40.249	25.031	14.606	30.137	30.475	286.4
11	1'39.041	24.815	14.499	29.592	30.135	288.0		7	1'40.347	25.004	14.676	30.198	30.469	284.9
12	1'40.009	24.784	14.510	30.363	30.352	288.7		8	1'40.407	25.121	14.667	30.130	30.489	285.7
13	1'39.887	24.785	14.509	30.112	30.481	288.7		9	1'40.151	25.070	14.592	30.059	30.430	285.7
14	1'39.913	24.885	14.564	30.013	30.451	287.2		10	1'40.108	24.914	14.718	30.006	30.470	284.9
15	1'39.720	24.949	14.570	29.698	30.503	288.7		11	1'40.363	24.993	14.720	30.202	30.448	284.2
16	1'41.362	26.303	14.615	29.937	30.507	288.7		12	1'40.512	24.994	14.694	30.225	30.599	284.9
17	1'39.649	24.857	14.641	29.984	30.167	287.2		13	1'40.354	24.976	14.696	30.298	30.384	283.4
18	1'39.327	24.823	14.556	29.681	30.267	288.7		14	1'40.344	24.882	14.731	30.141	30.590	283.4
19	1'39.248	24.803	14.507	29.708	30.230	291.1		15	1'40.037	24.875	14.636	30.015	30.511	286.4
20	1'39.493	24.889	14.531	29.774	30.299	290.3		16	1'40.606	25.167	14.656	30.172	30.611	287.2
21	1'39.992	24.779	14.569	29.912	30.732	288.0		17	1'40.698	25.072	14.842	30.219	30.565	282.7
22	1'41.795	25.268	14.839	30.343	31.345	284.2		18	1'40.462	25.060	14.723	30.192	30.487	284.9
23	1'41.760	25.392	14.854	30.510	31.004	284.9		19	1'40.132	25.017	14.609	30.091	30.415	288.0
24	1'43.622	25.494	15.093	30.965	32.070	281.9		20	1'40.221	24.977	14.567	30.246	30.431	286.4
16th 27 Iker LECUONA Repsol Honda Team Runs=1 Total laps=24 Full laps=23 Valid laps=22								18th 12 Maverick VIÑALES Aprilia Racing Runs=1 Total laps=23 Full laps=22 Valid laps=22						
Run #	1	Front Tyre	Slick-Medium	Rear Tyre	Slick-Medium		Run #	1	Front Tyre	Slick-Medium	Rear Tyre	Slick-Medium		
		New Tyre		New Tyre					New Tyre		New Tyre			
1	1'48.692	32.636	14.805	30.511	30.740	288.7	1	1'46.275	31.689	14.423	30.012	30.151	292.6	
2	1'39.800	24.999	14.548	29.967	30.286	288.0	2	1'38.946	24.881	14.299	29.791	29.975	290.3	
3	1'39.758	25.142	14.561	29.793	30.262	286.4	3	1'38.830	24.831	14.275	29.760	29.964	294.2	
4	1'39.408	24.903	14.494	29.866	30.145	288.7	4	1'38.728	24.793	14.279	29.771	29.885	294.2	
5	1'39.609	24.846	14.530	29.822	30.411	287.2	5	1'39.053	24.831	14.292	29.769	30.161	292.6	
6	1'39.691 *	24.837	14.551	29.827	30.476*	287.2	6	1'39.192	24.712	14.320	30.158	30.002	293.4	
7	1'39.577	24.956	14.524	29.817	30.280	286.4	7	1'38.572	24.692	14.287	29.674	29.919	291.1	
8	1'39.640	24.966	14.560	29.830	30.284	285.7	8	1'38.627	24.706	14.337	29.690	29.894	294.2	
9	1'39.601	24.890	14.562	29.779	30.370	286.4	9	1'38.932	24.801	14.324	29.932	29.875	293.4	
10	1'39.548	24.894	14.596	29.732	30.326	286.4	10	1'38.897	24.831	14.389	29.778	29.899	293.4	
11	1'39.992	24.932	14.650	29.925	30.485	285.7	11	1'39.046	24.835	14.392	29.637	30.182	293.4	
12	1'39.707	24.967	14.580	29.809	30.351	285.7	12	1'39.090	24.933	14.348	29.804	30.005	293.4	
13	1'39.967	24.853	14.614	30.019	30.481	285.7	13	1'38.618	24.639	14.399	29.643	29.937	289.5	
14	1'39.952	24.994	14.615	29.918	30.425	284.2	14	1'38.516	24.691	14.399	29.564	29.862	291.1	
15	1'39.889	25.053	14.617	29.830	30.389	285.7	15	1'38.394	24.589	14.365	29.586	29.854	291.8	
16	1'39.934	24.944	14.625	29.953	30.412	284.9	16	1'38.553	24.632	14.406	29.620	29.895	291.8	
17	1'40.131	24.979	14.724	29.952	30.476	285.7	17	1'38.645	24.726	14.410	29.583	29.926	291.1	
18	1'39.831	24.919	14.646	29.768	30.498	285.7	18	1'38.545	24.676	14.369	29.622	29.878	291.1	
19	1'40.178	25.015	14.651	29.970	30.542	284.9	19	1'38.372	24.660	14.329	29.567	29.816	291.1	
20	1'40.236	25.086	14.700	29.956	30.494	284.2	20	1'38.610	24.742	14.326	29.607	29.935	293.4	
21	1'40.156	25.016	14.616	29.973	30.551	284.9	21	1'38.529	24.672	14.354	29.539	29.964	291.1	
22	1'40.240	25.026	14.704	29.973	30.537	284.9								
23	1'39.995	25.039	14.671	29.931	30.354	283.4								
24	1'40.306	25.054	14.662	29.993	30.597	284.9								

Fastest Lap: Francesco BAGNAIA Ducati Lenovo Team ITA **1'37.989** 24.504 14.381 29.335 29.769

These data/results cannot be reproduced, stored and/or transmitted in whole or in part by any manner of electronic, mechanical, photocopying, recording, broadcasting or otherwise now known or herein after developed without the previous express consent by the copyright owner, except for reproduction in daily press and regular printed publications on sale to the public within 60 days of the event related to those data/results and always provided that copyright symbol appears together as follows below.
© DORNA, 2023



Race

MotoGP

Lap	Lap Time	T1	T2	T3	T4	Speed	Lap	Lap Time	T1	T2	T3	T4	Speed
22	1'38.734	24.679	14.471	29.578	30.006	290.3							
23	1'39.718	24.892	14.609	29.898	30.319	278.3							
	unfinished	25.253	14.617			282.7							

19th	5	Johann ZARCO	DUCATI	FRA	
Prima Pramac Racing					
Runs=1		Total laps=16		Full laps=15 Valid laps=14	
Run #	1	Front Tyre	Slick-Medium	Rear Tyre	Slick-Medium
		New Tyre		New Tyre	
1	1'45.852	31.445	14.470	29.967	29.970 292.6
2	1'38.760	24.718	14.299	29.696	30.047 292.6
3	1'38.865	24.813	14.365	29.677	30.010 291.8
4	1'38.758	24.809	14.269	29.703	29.977 295.0
5	1'38.671	24.675	14.318	29.684	29.994 292.6
6	1'38.516	24.507	14.305	29.709	29.995 295.0
7	1'38.707	24.745	14.270	29.713	29.979 295.0
8	1'38.444 *	24.755	14.272	29.531*	29.886 294.2
9	1'38.689	24.616	14.272	29.655	30.146 294.2
10	1'38.515	24.721	14.353	29.489	29.952 292.6
11	1'38.277	24.574	14.331	29.460	29.912 292.6
12	1'38.260	24.485	14.267	29.592	29.916 294.2
13	1'38.579	24.653	14.300	29.638	29.988 295.8
14	1'38.535	24.611	14.369	29.571	29.984 292.6
15	1'38.282	24.572	14.296	29.523	29.891 294.2
16	1'38.470	24.621	14.353	29.563	29.933 293.4
	unfinished	24.617			

22nd	36	Joan MIR	HONDA	SPA	
Repsol Honda Team					
Runs=1		Total laps=1		Full laps=0 Valid laps=0	
Run #	1	Front Tyre	Slick-Medium	Rear Tyre	Slick-Medium
		New Tyre		New Tyre	
1	1'48.333	32.490	14.784	30.400	30.659 287.2
	unfinished	24.834	14.455		288.0

20th	72	Marco BEZZECCHI	DUCATI	ITA	
Mooney VR46 Racing Team					
Runs=1		Total laps=16		Full laps=15 Valid laps=14	
Run #	1	Front Tyre	Slick-Medium	Rear Tyre	Slick-Medium
		New Tyre		New Tyre	
1	1'47.620	32.263	14.788	30.195	30.374 291.1
2	1'38.882	24.801	14.302	29.659	30.120 296.7
3	1'38.672	24.695	14.409	29.627	29.941 291.8
4	1'38.743	24.837	14.301	29.582	30.023 296.7
5	1'38.872	24.841	14.352	29.628	30.051 293.4
6	1'39.135	25.274	14.410	29.564	29.887 295.8
7	1'38.460	24.707	14.357	29.559	29.837 294.2
8	1'38.521	24.753	14.288	29.600	29.880 295.8
9	1'38.663	24.681	14.416	29.653	29.913 296.7
10	1'38.721	24.629	14.361	29.866	29.865 295.0
11	1'39.049	24.822	14.399	29.694	30.134 295.0
12	1'39.150	24.904	14.305	29.754	30.187 296.7
13	1'38.998	24.835	14.398	29.699	30.066 294.2
14	1'38.969 *	24.821	14.430*	29.708	30.010 293.4
15	1'38.563	24.684	14.357	29.594	29.928 293.4
16	1'38.400	24.594	14.444	29.508	29.854 292.6
	unfinished	24.663	14.430		294.2


21st	42	Alex RINS	HONDA	SPA	
LCR Honda CASTROL					
Runs=1		Total laps=2		Full laps=1 Valid laps=1	
Run #	1	Front Tyre	Slick-Medium	Rear Tyre	Slick-Medium
		New Tyre		New Tyre	
1	2'16.619	31.776	14.579	50.905	39.359 290.3
2	1'41.230	25.614	14.858	30.192	30.566 281.9

Fastest Lap: Francesco BAGNAIA Ducati Lenovo Team ITA **1'37.989** 24.504 14.381 29.335 29.769

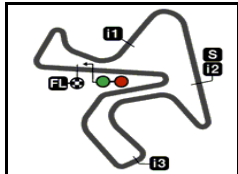
These data/results cannot be reproduced, stored and/or transmitted in whole or in part by any manner of electronic, mechanical, photocopying, recording, broadcasting or otherwise now known or herein after developed without the previous express consent by the copyright owner, except for reproduction in daily press and regular printed publications on sale to the public within 60 days of the event related to those data/results and always provided that copyright symbol appears together as follows below.
© DORNA, 2023



uito de Jerez - Ángel N

Results and timing service provided by 

MotoGP™



GRAN PREMIO MotoGP™ GURU BY GRYPYN DE ESPAÑA

36

4423 m.

2023 Rookie of the Year Classification

Rider	Points	Leader	Prev	POR	ARG	AME	SPA	FRA	ITA	GER	NED	KAZ	GBR	AUT	CAT	RSM	IND	JPN	INA	AUS	THA	MAL	QAT	VAL	
1 FERNANDEZ Augusto [SPA]	17			3	5	6	3																		
				- 3	- 5	- 6	- 3																		

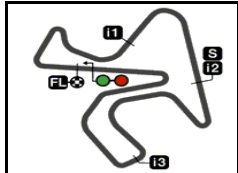
These data/results cannot be reproduced, stored and/or transmitted in whole or in part by any manner of electronic, mechanical, photocopying, recording, broadcasting or otherwise now known or herein after developed without the previous express consent by the copyright owner, except for reproduction in daily press and regular printed publications on sale to the public within 60 days of the event related to those data/results and always provided that copyright symbol appears together as follows below.

© DORNA, 2023

Official MotoGP Timing by 
www.motogp.com

Jerez de la Frontera, Sunday, April 30, 2023





4423 m.

GRAN PREMIO MotoGP™ GURU BY GRYPYN DE ESPAÑA

MotoGP™

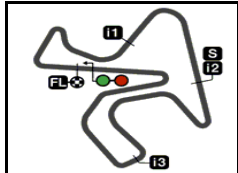
2023 Independent Team Classification

36

Rider	Points	Leader	Prev	POR	ARG	AME	SPA	FRA	ITA	GER	NED	KAZ	GBR	AUT	CAT	RSM	IND	JPN	INA	AUS	THA	MAL	QAT	VAL
1 BEZZECCHI Marco [ITA]	65			16 - 16	34 9 25	14 4 10	1 1																	
2 MARINI Luca [ITA]	48	17	17	- - -	15 7 8	23 3 20	10 - 10																	
3 MARTIN Jorge [SPA]	48	17	0	9 9 -	13 2 11	7 7 -	19 6 13																	
4 RINS Alex [SPA]	47	18	1	6 - 6	7 - 7	34 9 25	- -																	
5 ZARCO Johann [FRA]	46	19	1	15 2 13	20 - 20	9 - 9	2 2																	
6 MARQUEZ Alex [SPA]	41	24	5	12 1 11	21 5 16	- - -	8 - 8																	
7 OLIVEIRA Miguel [POR]	21	44	20	3 3 -	- - -	13 2 11	5 5																	
8 DI GIANNANTONIO Fabio [ITA]	17	48	4	- - -	6 - 6	7 - 7	4 - 4																	
9 FERNANDEZ Augusto [SPA]	17	48	0	3 - 3	5 - 5	6 - 6	3 - 3																	
10 NAKAGAMI Takaaki [JPN]	14	51	3	4 - 4	3 - 3	- - -	7 - 7																	
11 FOLGER Jonas [GER]	4	61	10	- - -	- - -	4 - 4	- -																	
12 FERNANDEZ Raul [SPA]	3	62	1	- - -	2 - 2	- - -	1 - 1																	

These data/results cannot be reproduced, stored and/or transmitted in whole or in part by any manner of electronic, mechanical, photocopying, recording, broadcasting or otherwise now known or herein after developed without the previous express consent by the copyright owner, except for reproduction in daily press and regular printed publications on sale to the public within 60 days of the event related to those data/results and always provided that copyright symbol appears together as follows below.
© DORNA, 2023





GRAN PREMIO MotoGP™ GURU BY GRYPYN DE ESPAÑA

36

4423 m.

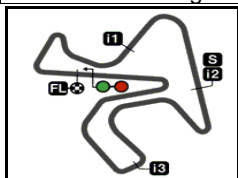
2023 Independent Team Classification

Team	Points	Leader	Previous	POR	ARG	AME	SPA	FRA	ITA	GER	NED	KAZ	GBR	AUT	CAT	RSM	IND	JPN	INA	AUS	THA	MAL	QAT	VAL
1 MOONEY VR46 RACING TEAM	113			16	49	37	11																	
2 PRIMA PRAMAC RACING	94	19	19	24	33	16	21																	
3 LCR HONDA	61	52	33	10	10	34	7																	
4 GRESINI RACING MOTOGP	58	55	3	12	27	7	12																	
5 CRYPTODATA RNF MOTOGP TEAM	24	89	34	3	2	13	6																	
6 GASGAS FACTORY RACING TECH3	21	92	3	3	5	10	3																	

These data/results cannot be reproduced, stored and/or transmitted in whole or in part by any manner of electronic, mechanical, photocopying, recording, broadcasting or otherwise now known or herein after developed without the previous express consent by the copyright owner, except for reproduction in daily press and regular printed publications on sale to the public within 60 days of the event related to those data/results and always provided that copyright symbol appears together as follows below.

© DORNA, 2023





4423 m.

2023 Riders Performance

(Qualifying Position - Starting Position - Race Position)

37

Rider	Points	POR	ARG	AME	SPA	FRA	ITA	GER	NED	KAZ	GBR	AUT	CAT	RSM	IND	JPN	INA	AUS	THA	MAL	QAT	VAL	
1 BAGNAIA Francesco	87	2	3	1	5																		
		2-1	3-16	1-NC	5-1	-	-	-	-	-	-	-	-	-	-	-	-	-	-	-	-	-	-
2 BEZZECCHI Marco	65	8	2	5	13																		
		7-3	2-1	5-6	13-NC	-	-	-	-	-	-	-	-	-	-	-	-	-	-	-	-	-	-
3 BINDER Brad	62	15	15	11	4																		
		14-6	15-17	11-13	4-2	-	-	-	-	-	-	-	-	-	-	-	-	-	-	-	-	-	-
4 MILLER Jack	49	5	16	10	2																		
		5-7	16-6	10-NC	2-3	-	-	-	-	-	-	-	-	-	-	-	-	-	-	-	-	-	-
5 VIÑALES Maverick	48	7	5	8	10																		
		6-2	5-12	8-4	10-NC	-	-	-	-	-	-	-	-	-	-	-	-	-	-	-	-	-	-
6 MARINI Luca	48	9	7	3	9																		
		8-NC	7-8	3-2	9-6	-	-	-	-	-	-	-	-	-	-	-	-	-	-	-	-	-	-
7 MARTIN Jorge	48	3	8	12	3																		
		3-NC	8-5	12-NL	3-4	-	-	-	-	-	-	-	-	-	-	-	-	-	-	-	-	-	-
8 RINS Alex	47	16	12	2	18																		
		15-10	12-9	2-1	18-NC	-	-	-	-	-	-	-	-	-	-	-	-	-	-	-	-	-	-
9 ZARCO Johann	46	10	6	9	8																		
		9-4	6-2	9-7	8-NC	-	-	-	-	-	-	-	-	-	-	-	-	-	-	-	-	-	-
10 MARQUEZ Alex	41	13	1	4	12																		
		12-5	1-3	4-NL	12-8	-	-	-	-	-	-	-	-	-	-	-	-	-	-	-	-	-	-
11 QUARTARARO Fabio	40	11	10	7	16																		
		10-8	10-7	7-3	16-10	-	-	-	-	-	-	-	-	-	-	-	-	-	-	-	-	-	-
12 MORBIDELLI Franco	34	17	4	14	14																		
		16-14	4-4	14-8	14-11	-	-	-	-	-	-	-	-	-	-	-	-	-	-	-	-	-	-
13 ESPARGARO Aleix	29	12	9	6	1																		
		11-9	9-15	6-NL	1-5	-	-	-	-	-	-	-	-	-	-	-	-	-	-	-	-	-	-

NC=Not classified NL=Not finished first lap NP=Not started race re-start N2=Not finished first lap race re-start EX=Excluded NS=Not Started DS=Disqualified

These data/results cannot be reproduced, stored and/or transmitted in whole or in part by any manner of electronic, mechanical, photocopying, recording, broadcasting or otherwise now known or herein after developed without the previous express consent by the copyright owner, except for reproduction in daily press and regular printed publications on sale to the public within 60 days of the event related to those data/results and always provided that copyright symbol appears together as follows below.
© DORNA, 2023

Official MotoGP Timing by TISSOT
www.motogp.com



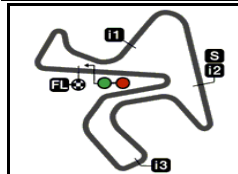
	Rider	Points	POR	ARG	AME	SPA	FRA	ITA	GER	NED	KAZ	GBR	AUT	CAT	RSM	IND	JPN	INA	AUS	THA	MAL	QAT	VAL
14	OLIVEIRA Miguel	21	4		15	7																	
			4-NC	-	15-5	-NL	-	-	-	-	-	-	-	-	-	-	-	-	-	-	-	-	-
15	DI GIANNANTONIO Fabio	17	21	14	16	15																	
			20-NC	14-10	16-9	15-12	-	-	-	-	-	-	-	-	-	-	-	-	-	-	-	-	-
16	FERNANDEZ Augusto	17	19	17	20	21																	
			18-13	17-11	20-10	21-13	-	-	-	-	-	-	-	-	-	-	-	-	-	-	-	-	-
17	NAKAGAMI Takaaki	14	18	11	17	11																	
			17-12	11-13	17-NC	11-9	-	-	-	-	-	-	-	-	-	-	-	-	-	-	-	-	-
18	PEDROSA Dani	13				6																	
			-	-	-	6-7	-	-	-	-	-	-	-	-	-	-	-	-	-	-	-	-	-
19	MARQUEZ Marc	7	1																				
			1-NC	-	-	-	-	-	-	-	-	-	-	-	-	-	-	-	-	-	-	-	-
20	MIR Joan	5	14	18	13	20																	
			13-11	-NS	13-NC	20-NC	-	-	-	-	-	-	-	-	-	-	-	-	-	-	-	-	-
21	PIRRO Michele	5			18																		
			-	-	18-11	-	-	-	-	-	-	-	-	-	-	-	-	-	-	-	-	-	-
22	FOLGER Jonas	4			22	22																	
			-	-	22-12	22-17	-	-	-	-	-	-	-	-	-	-	-	-	-	-	-	-	-
23	FERNANDEZ Raul	3	20	13	19	17																	
			19-NC	13-14	19-NC	17-15	-	-	-	-	-	-	-	-	-	-	-	-	-	-	-	-	-
24	BRADL Stefan	2			21	19																	
			-	-	21-NC	19-14	-	-	-	-	-	-	-	-	-	-	-	-	-	-	-	-	-
25	LECUONA Iker	0				23																	
			-	-	-	23-16	-	-	-	-	-	-	-	-	-	-	-	-	-	-	-	-	-

NC=Not classified NL=Not finished first lap NP=Not started race re-start N2=Not finished first lap race re-start EX=Excluded NS=Not Started DS=Disqualified

These data/results cannot be reproduced, stored and/or transmitted in whole or in part by any manner of electronic, mechanical, photocopying, recording, broadcasting or otherwise now known or herein after developed without the previous express consent by the copyright owner, except for reproduction in daily press and regular printed publications on sale to the public within 60 days of the event related to those data/results and always provided that copyright symbol appears together as follows below.
© DORNA, 2023

Official MotoGP Timing by **TISSOT**
www.motogp.com






4423 m.

GRAN PREMIO MotoGP™ GURU BY GRYFYN DE ESPAÑA
Official Starting Grid**MotoGP™**

Race : 24 laps = 106.152 km



1	1 1'37.216 41 Aleix ESPARGARO Aprilia	2 1'37.437 43 Jack MILLER KTM	3 1'37.458 89 Jorge MARTIN Ducati
2	4 1'37.532 33 Brad BINDER KTM	5 1'37.557 1 Francesco BAGNAIA Ducati	6 1'37.583 26 Dani PEDROSA KTM
3	7	8 1'37.616 5 Johann ZARCO Ducati	9 1'37.666 10 Luca MARINI Ducati
4	10 1'37.765 12 Maverick VIÑALES Aprilia	11 1'37.876 30 Takaaki NAKAGAMI Honda	12 1'37.920 73 Alex MARQUEZ Ducati
5	13 1'36.578 72 Marco BEZZECCHI Ducati	14 1'36.793 21 Franco MORBIDELLI Yamaha	15 1'36.967 49 Fabio DI GIANNANTONIO Ducati
6	16 1'37.072 20 Fabio QUARTARARO Yamaha	17 1'37.164 25 Raul FERNANDEZ Aprilia	18 1'37.256 42 Alex RINS Honda
7	19 1'37.297 6 Stefan BRADL Honda	20 1'37.346 36 Joan MIR Honda	21 1'37.753 37 Augusto FERNANDEZ KTM
8	22 1'38.492 94 Jonas FOLGER KTM	23 1'38.582 27 Iker LECUONA Honda	

FIM MotoGP Stewards long lap penalty for rider #21

The results are provisional until the end of the limit for protest and appeals and until the ratification of the Event Management Committee.

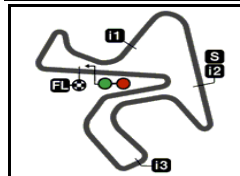
Time limit for protest expires 60' at the latest after publication of the results - Time:

These data/results cannot be reproduced, stored and/or transmitted in whole or in part by any manner of electronic, mechanical, photocopying, recording, broadcasting or otherwise now known or herein after developed without the previous express consent of the copyright owner, except for reproduction in daily press and regular printed publications on sale to the public within 60 days of the event related to those data/results and always provided that copyright symbol appears together as follows below.


© DORNA, 2023

Official MotoGP Timing by **TISSOT**
www.motogp.com

Jerez de la Frontera, Sunday, April 30, 2023

GRAN PREMIO MotoGP™ GURU BY GRYFYN DE ESPAÑA**Race****Top Speed & Average**

4423 m.

 Rider	Nation	Motorcycle	Top 5 speeds					Average	Top
26 Dani PEDROSA	SPA	KTM	299.1	299.1	299.1	299.1	298.3	298.7	299.1
1 Francesco BAGNAIA	ITA	DUCATI	297.5	295.8	295.8	295.8	295.0	295.6	297.5
72 Marco BEZZECCHI	ITA	DUCATI	296.7	296.7	296.7	296.7	295.8	296.4	296.7
5 Johann ZARCO	FRA	DUCATI	295.8	295.0	295.0	295.0	294.2	294.7	295.8
89 Jorge MARTIN	SPA	DUCATI	295.8	295.0	295.0	295.0	295.0	295.1	295.8
73 Alex MARQUEZ	SPA	DUCATI	295.0	294.2	294.2	294.2	293.4	294.0	295.0
10 Luca MARINI	ITA	DUCATI	294.2	294.2	293.4	293.4	293.4	293.7	294.2
12 Maverick VIÑALES	SPA	APRILIA	294.2	294.2	294.2	293.4	293.4	293.7	294.2
20 Fabio QUARTARARO	FRA	YAMAHA	294.2	292.6	292.6	292.6	291.8	292.1	294.2
21 Franco MORBIDELLI	ITA	YAMAHA	294.2	294.2	294.2	293.4	292.6	293.7	294.2
33 Brad BINDER	RSA	KTM	294.2	292.6	292.6	291.8	291.8	292.5	294.2
41 Aleix ESPARGARO	SPA	APRILIA	294.2	294.2	294.2	294.2	293.4	293.8	294.2
43 Jack MILLER	AUS	KTM	294.2	293.4	292.6	292.6	292.6	292.9	294.2
49 Fabio DI GIANNANTONIO	ITA	DUCATI	292.6	291.1	291.1	291.1	291.1	291.4	292.6
25 Raul FERNANDEZ	SPA	APRILIA	291.8	291.1	291.1	291.1	290.3	290.9	291.8
30 Takaaki NAKAGAMI	JPN	HONDA	291.8	291.8	291.8	291.8	291.1	291.5	291.8
37 Augusto FERNANDEZ	SPA	KTM	291.1	291.1	291.1	291.1	290.3	290.8	291.1
42 Alex RINS	SPA	HONDA	290.3	281.9	281.9			284.7	290.3
6 Stefan BRADL	GER	HONDA	289.5	288.7	288.7	288.7	288.7	288.9	289.5
94 Jonas FOLGER	GER	KTM	289.5	288.7	288.0	288.0	287.2	288.3	289.5
27 Iker LECUONA	SPA	HONDA	288.7	288.7	288.0	287.2	287.2	288.0	288.7
36 Joan MIR	SPA	HONDA	288.0	287.2				287.6	288.0

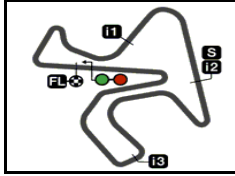
These data/results cannot be reproduced, stored and/or transmitted in whole or in part by any manner of electronic, mechanical, photocopying, recording, broadcasting or otherwise now known or herein after developed without the previous express consent by the copyright owner, except for reproduction in daily press and regular printed publications on sale to the public within 60 days of the event related to those data/results and always provided that copyright symbol appears together as follows below.

© DORNA, 2023


Official MotoGP Timing by TISSOT
www.motogp.com



Jerez de la Frontera, Sunday, April 30, 2023



4423 m.

<i>Lap</i>	<i>Race Time</i>	 <i>Rider</i>	<i>Nation</i>	<i>Motorcycle</i>	<i>Time</i>	<i>Km/h</i>	<i>Riders's Lap</i>
2	3'23.346	43 Jack MILLER	AUS	KTM	1'38.701	161.3	2
3	5'01.867	43 Jack MILLER	AUS	KTM	1'38.521	161.6	3
4	6'40.448	33 Brad BINDER	RSA	KTM	1'38.456	161.7	4
4	6'40.875	1 Francesco BAGNAIA	ITA	DUCATI	1'38.237	162.0	4
6	9'57.768	1 Francesco BAGNAIA	ITA	DUCATI	1'38.154	162.2	6
19	31'17.804	1 Francesco BAGNAIA	ITA	DUCATI	1'37.989	162.4	19

These data/results cannot be reproduced, stored and/or transmitted in whole or in part by any manner of electronic, mechanical, photocopying, recording, broadcasting or otherwise now known or herein after developed without the previous express consent by the copyright owner, except for reproduction in daily press and regular printed publications on sale to the public within 60 days of the event related to those data/results and always provided that copyright symbol appears together as follows below.

© DORNA, 2023

Official MotoGP Timing by **TISSOT**
www.motogp.com

Jerez de la Frontera, Sunday, April 30, 2023

