

4185 m.

SHARK GRAND PRIX DE FRANCE

Practice Nr. 2

Classification

6



	Rider	Nation	Team	Motorcycle	Time	Lap Total	Gap	Top Speed
1	22 Sam LOWES	GBR	Elf Marc VDS Racing Team	KALEX	1'36.178	19 20		263.8
2	37 Pedro ACOSTA	SPA	Red Bull KTM Ajo	KALEX	1'36.183	18 20	0.005 0.005	265.2
3	21 Alonso LOPEZ	SPA	Lightech SpeedUp	BOSCOSCURO	1'36.271	18 18	0.093 0.088	262.4
4	12 Filip SALAC	CZE	QJMOTOR Gresini Moto2	KALEX	1'36.477	16 17	0.299 0.206	261.0
5	13 Celestino VIETTI	ITA	Fantic Racing	KALEX	1'36.491	17 19	0.313 0.014	265.2
6	96 Jake DIXON	GBR	Inde GASGAS Aspar M2	KALEX	1'36.514	13 13	0.336 0.023	259.6
7	14 Tony ARBOLINO	ITA	Elf Marc VDS Racing Team	KALEX	1'36.637	19 19	0.459 0.123	263.1
8	35 Somkiat CHANTRA	THA	IDEMITSU Honda Team Asia	KALEX	1'36.650	12 21	0.472 0.013	263.8
9	75 Albert ARENAS	SPA	Red Bull KTM Ajo	KALEX	1'36.844	15 18	0.666 0.194	263.1
10	18 Manuel GONZALEZ	SPA	Correos Prepago Yamaha VR46 M	KALEX	1'36.929	21 21	0.751 0.085	263.1
11	79 Ai OGURA	JPN	IDEMITSU Honda Team Asia	KALEX	1'36.934	16 19	0.756 0.005	262.4
12	11 Sergio GARCIA	SPA	Pons Wegow Los40	KALEX	1'36.951	16 16	0.773 0.017	263.8
13	16 Joe ROBERTS	USA	Italtrans Racing Team	KALEX	1'37.001	15 16	0.823 0.050	261.0
14	71 Dennis FOGGIA	ITA	Italtrans Racing Team	KALEX	1'37.050	18 18	0.872 0.049	265.2
15	7 Barry BALTUS	BEL	Fieten Olie Racing GP	KALEX	1'37.107	20 20	0.929 0.057	261.7
16	24 Marcos RAMIREZ	SPA	Forward Team	FORWARD	1'37.111	16 17	0.933 0.004	262.4
17	40 Aron CANET	SPA	Pons Wegow Los40	KALEX	1'37.136	6 9	0.958 0.025	261.0
18	3 Lukas TULOVIC	GER	Liqui Moly Husqvarna Intact GP	KALEX	1'37.181	11 17	1.003 0.045	262.4
19	4 Sean Dylan KELLY	USA	American Racing	KALEX	1'37.194	19 19	1.016 0.013	261.7
20	54 Fermín ALDEGUER	SPA	Lightech SpeedUp	BOSCOSCURO	1'37.248	9 22	1.070 0.054	262.4
21	52 Jeremy ALCOBA	SPA	QJMOTOR Gresini Moto2	KALEX	1'37.258	14 16	1.080 0.010	261.0
22	64 Bo BENDSNEYDER	NED	Pertamina Mandalika SAG Team	KALEX	1'37.294	15 18	1.116 0.036	260.3
23	28 Izan GUEVARA	SPA	Inde GASGAS Aspar M2	KALEX	1'37.485	19 19	1.307 0.191	263.1
24	84 Zonta VD GOORBERGH	NED	Fieten Olie Racing GP	KALEX	1'37.511	19 19	1.333 0.026	261.7
25	19 Lorenzo DALLA PORTA	ITA	Pertamina Mandalika SAG Team	KALEX	1'37.593	12 16	1.415 0.082	263.1
26	8 Senna AGIUS	AUS	Liqui Moly Husqvarna Intact GP	KALEX	1'38.007	13 20	1.829 0.414	261.7
27	72 Borja GOMEZ	SPA	Fantic Racing	KALEX	1'38.580	13 18	2.402 0.573	261.0
28	33 Rory SKINNER	GBR	American Racing	KALEX	1'38.722	4 20	2.544 0.142	259.6
29	17 Alex ESCRIG	SPA	Forward Team	FORWARD	1'39.575	5 14	3.397 0.853	261.7

Practice condition: Dry

Air: 18°

Humidity: 54%

Ground: 35°

Fastest Lap:	Lap: 19	Sam LOWES	1'36.178	156.6 Km/h
Best Race Lap:	2022	Augusto FERNANDEZ	1'36.276	156.4 Km/h
All Time Lap Record:	2022	Pedro ACOSTA	1'35.803	157.2 Km/h

The results are provisional until the end of the limit for protest and appeals.

Time limit for protest expires 30' after publication of the results - Time:

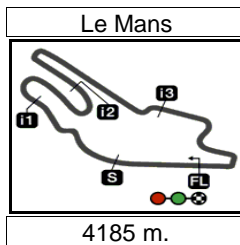
These data/results cannot be reproduced, stored and/or transmitted in whole or in part by any manner of electronic, mechanical, photocopying, recording, broadcasting or otherwise now known or herein after developed without the previous express consent by the copyright owner, except for reproduction in daily press and regular printed publications on sale to the public within 60 days of the event related to those data/results and always provided that copyright symbol appears together as follows below.

© DORNA, 2023

Official MotoGP Timing by TISSOT
www.motogp.com

Le Mans, Friday, May 12, 2023





Results and timing service provided by TISSOT

Moto2™

SHARK GRAND PRIX DE FRANCE

Practice Nr. 2

Combined Practice Times

7

Rider	Nation	Team	MOTORCYCLE	P1	P2	Gap
1 22 S.LOWES	GBR	Elf Marc VDS Racing Team	KALEX	1'37.592 6	1'36.178 19	
2 37 P.ACOSTA	SPA	Red Bull KTM Ajo	KALEX	1'36.757 14	1'36.183 18	0.005 0.005
3 21 A.LOPEZ	SPA	Lightech SpeedUp	BOSCOSCURO	1'36.707 20	1'36.271 18	0.093 0.088
4 12 F.SALAC	CZE	QJMOTOR Gresini Moto2	KALEX	1'36.658 16	1'36.477 16	0.299 0.206
5 13 C.VIETTI	ITA	Fantic Racing	KALEX	1'36.914 21	1'36.491 17	0.313 0.014
6 96 J.DIXON	GBR	Inde GASGAS Aspar M2	KALEX	1'37.128 17	1'36.514 13	0.336 0.023
7 14 T.ARBOLINO	ITA	Elf Marc VDS Racing Team	KALEX	1'37.020 20	1'36.637 19	0.459 0.123
8 35 S.CHANTRA	THA	IDEMITSU Honda Team Asia	KALEX	1'37.204 24	1'36.650 12	0.472 0.013
9 75 A.ARENAS	SPA	Red Bull KTM Ajo	KALEX	1'37.199 18	1'36.844 15	0.666 0.194
10 18 M.GONZALEZ	SPA	Correos Prepago Yamaha VR46 MasterCamp	KALEX	1'36.989 16	1'36.929 21	0.751 0.085
11 79 A.OGURA	JPN	IDEMITSU Honda Team Asia	KALEX	1'37.466 18	1'36.934 16	0.756 0.005
12 11 S.GARCIA	SPA	Pons Wegow Los40	KALEX	1'37.138 17	1'36.951 16	0.773 0.017
13 40 A.CANET	SPA	Pons Wegow Los40	KALEX	1'36.975 11	1'37.136 6	0.797 0.024
14 16 J.ROBERTS	USA	Italtrans Racing Team	KALEX	1'37.870 18	1'37.001 15	0.823 0.026
15 71 D.FOGGIA	ITA	Italtrans Racing Team	KALEX	1'37.404 20	1'37.050 18	0.872 0.049
16 54 F.ALDEGUER	SPA	Lightech SpeedUp	BOSCOSCURO	1'37.097 20	1'37.248 9	0.919 0.047
17 7 B.BALTUS	BEL	Fieten Olie Racing GP	KALEX	1'38.557 7	1'37.107 20	0.929 0.010
18 24 M.RAMIREZ	SPA	Forward Team	FORWARD	1'37.763 16	1'37.111 16	0.933 0.004
19 3 L.TULOVIC	GER	Liqui Moly Husqvarna Intact GP	KALEX	1'37.689 16	1'37.181 11	1.003 0.070
20 4 S.KELLY	USA	American Racing	KALEX	1'38.565 6	1'37.194 19	1.016 0.013
21 52 J.ALCOBA	SPA	QJMOTOR Gresini Moto2	KALEX	1'38.006 17	1'37.258 14	1.080 0.064
22 64 B.BENDSNEYDE	NED	Pertamina Mandalika SAG Team	KALEX	1'37.713 19	1'37.294 15	1.116 0.036
23 28 I.GUEVARA	SPA	Inde GASGAS Aspar M2	KALEX	1'38.760 19	1'37.485 19	1.307 0.191
24 84 Z.VD GOORBERG	NED	Fieten Olie Racing GP	KALEX	1'38.217 16	1'37.511 19	1.333 0.026
25 19 L.DALLA PORTA	ITA	Pertamina Mandalika SAG Team	KALEX	1'37.612 16	1'37.593 12	1.415 0.082
26 8 S.AGIUS	AUS	Liqui Moly Husqvarna Intact GP	KALEX	1'38.288 18	1'38.007 13	1.829 0.414
27 72 B.GOMEZ	SPA	Fantic Racing	KALEX	1'39.159 12	1'38.580 13	2.402 0.573
28 33 R.SKINNER	GBR	American Racing	KALEX	1'40.328 8	1'38.722 4	2.544 0.142
29 17 A.ESCRIG	SPA	Forward Team	FORWARD	1'40.353 15	1'39.575 5	3.397 0.853

Pole Position Record:	2022	Pedro ACOSTA	1'35.803	157.2 Km/h
Best Race Lap:	2022	Augusto FERNANDEZ	1'36.276	156.4 Km/h
All Time Lap Record:	2022	Pedro ACOSTA	1'35.803	157.2 Km/h

The results are provisional until the end of the limit for protest and appeals.

Time limit for protest expires 60' after publication of the results - Time:

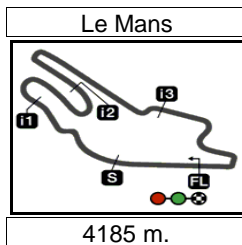
These data/results cannot be reproduced, stored and/or transmitted in whole or in part by any manner of electronic, mechanical, photocopying, recording, broadcasting or otherwise now known or herein after developed without the previous express consent by the copyright owner, except for reproduction in daily press and regular printed publications on sale to the public within 60 days of the event related to those data/results and always provided that copyright symbol appears together as follows below.

© DORNA, 2023

Official MotoGP Timing by TISSOT
www.motogp.com

Le Mans, Friday, May 12, 2023





Results and timing service provided by **TISSOT**

Moto2™

SHARK GRAND PRIX DE FRANCE

Practice Nr. 2

Top Speed & Average

8



Rider	Nation	Motorcycle	Top 5 speeds					Average	Top
13 Celestino VIETTI	ITA	KALEX	265.2	265.2	264.5	264.5	263.8	264.5	265.2
37 Pedro ACOSTA	SPA	KALEX	265.2	264.5	264.5	263.8	263.8	264.4	265.2
71 Dennis FOGGIA	ITA	KALEX	265.2	264.5	263.8	263.1	262.4	263.8	265.2
11 Sergio GARCIA	SPA	KALEX	263.8	261.7	259.6	259.6	259.0	260.2	263.8
22 Sam LOWES	GBR	KALEX	263.8	262.4	262.4	262.4	261.7	262.5	263.8
35 Somkiat CHANTRA	THA	KALEX	263.8	263.1	263.1	262.4	261.7	262.6	263.8
14 Tony ARBOLINO	ITA	KALEX	263.1	262.4	262.4	262.4	261.7	262.1	263.1
18 Manuel GONZALEZ	SPA	KALEX	263.1	262.4	260.3	260.3	259.6	261.1	263.1
19 Lorenzo DALLA PORTA	ITA	KALEX	263.1	262.4	262.4	261.7	261.0	261.8	263.1
28 Izan GUEVARA	SPA	KALEX	263.1	263.1	262.4	261.7	261.7	262.1	263.1
75 Albert ARENAS	SPA	KALEX	263.1	261.7	261.7	261.0	261.0	261.6	263.1
3 Lukas TULOVIC	GER	KALEX	262.4	261.0	261.0	261.0	261.0	261.3	262.4
21 Alonso LOPEZ	SPA	BOSCOSCURO	262.4	261.0	260.3	259.6	259.0	259.9	262.4
24 Marcos RAMIREZ	SPA	FORWARD	262.4	261.7	261.0	261.0	261.0	261.4	262.4
54 Fermín ALDEGUER	SPA	BOSCOSCURO	262.4	261.7	261.7	261.0	261.0	261.5	262.4
79 Ai OGURA	JPN	KALEX	262.4	261.0	261.0	260.3	258.3	260.6	262.4
4 Sean Dylan KELLY	USA	KALEX	261.7	261.7	260.3	259.6	259.6	260.6	261.7
7 Barry BALTUS	BEL	KALEX	261.7	261.0	260.3	260.3	260.3	260.7	261.7
8 Senna AGIUS	AUS	KALEX	261.7	260.3	258.3	258.3	257.6	259.0	261.7
17 Alex ESCRIG	SPA	FORWARD	261.7	261.0	261.0	261.0	259.6	260.9	261.7
84 Zonta VD GOORBERGH	NED	KALEX	261.7	261.7	259.6	259.0	259.0	260.0	261.7
12 Filip SALAC	CZE	KALEX	261.0	260.3	260.3	259.6	259.6	260.1	261.0
16 Joe ROBERTS	USA	KALEX	261.0	259.6	259.0	259.0	258.3	259.1	261.0
40 Aron CANET	SPA	KALEX	261.0	260.3	260.3	259.0	258.3	259.4	261.0
52 Jeremy ALCOBA	SPA	KALEX	261.0	260.3	260.3	259.0	258.3	259.4	261.0
72 Borja GOMEZ	SPA	KALEX	261.0	260.3	260.3	259.6	259.0	259.5	261.0
64 Bo BENDSNEYDER	NED	KALEX	260.3	259.6	259.6	258.3	258.3	259.1	260.3
33 Rory SKINNER	GBR	KALEX	259.6	257.6	257.6	257.0	257.0	257.6	259.6
96 Jake DIXON	GBR	KALEX	259.6	259.0	258.3	258.3	257.6	258.4	259.6

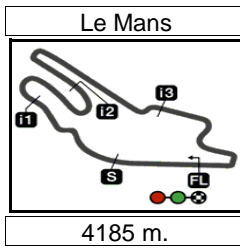
These data/results cannot be reproduced, stored and/or transmitted in whole or in part by any manner of electronic, mechanical, photocopying, recording, broadcasting or otherwise now known or herein after developed without the previous express consent by the copyright owner, except for reproduction in daily press and regular printed publications on sale to the public within 60 days of the event related to those data/results and always provided that copyright symbol appears together as follows below.

© DORNA, 2023

Official MotoGP Timing by TISSOT
www.motogp.com



Le Mans, Friday, May 12, 2023



SHARK GRAND PRIX DE FRANCE

Practice Nr. 2

Chronological Analysis of Performances

9

* Lap / Sector time cancelled T1 Time from finish line to 1st intermediate T3 Time from 2nd intermed. to 3rd intermed.
P Crossing the finish line in pit lane T2 Time from 1st intermed. to 2nd intermed. T4 Time from 3rd intermediate to finish line

Lap	Lap Time	T1	T2	T3	T4	Speed	Lap	Lap Time	T1	T2	T3	T4	Speed
1st 22 Sam LOWES Elf Marc VDS Racing GBR Runs=2 Total laps=20 Full laps=17 Valid laps=13							3rd 21 Alonso LOPEZ Lighttech SpeedUp SPA Runs=2 Total laps=18 Full laps=15 Valid laps=10						
1	2'41.879	34.312	23.204	28.001	26.288		1	1'53.252	33.736	22.996	28.018	26.113	
2	1'37.657	22.870	21.843	27.384	25.560	259.6	2	1'38.087	22.872	22.033	27.392	25.790	253.7
3	1'37.371	22.742	21.850	27.305	25.474	261.0	3	1'41.238 *	22.570	21.971	28.238*	28.459	255.6
4	1'37.257	22.740	21.770	27.243	25.504	261.0	4	1'37.701	22.663	21.993	27.290	25.755	257.6
5	1'37.493 *	22.655	22.080*	27.263	25.495	260.3	5	1'37.263	22.512	22.013	27.165	25.573	257.6
6	1'37.265	22.669	21.914	27.201	25.481	258.3	6	1'37.280	22.568	21.962	27.152	25.598	258.3
7	1'37.035	22.548	21.911	27.229	25.347	259.0	7	1'37.248 *	21.95*	22.174	27.169*	25.950	257.6
8	1'37.012	22.563	21.796	27.093	25.560	261.0	8	1'40.156 *	22.614	21.970	27.475*	28.097	257.0
9	1'37.106 *	22.580	21.829*	27.193	25.504	260.3	9	1'37.364	22.559	22.123	27.049	25.633	257.6
10	1'37.051	22.570	21.781	27.179	25.521	260.3	10	1'36.876	22.463	21.812	26.988	25.613	259.6
11	1'36.834	22.528	21.744	27.087	25.475	262.4	11	1'36.908	22.459	21.895	27.015	25.539	259.0
12	1'36.787	22.542	21.802	27.006	25.437	261.0	12	1'37.067	22.404	21.908	26.984	25.771	259.0
13	1'37.246 *	22.556	21.930*	27.175*	25.585	260.3	13	6'44.975 P	22.373				259.0
14	1'47.687 P	24.993	23.046	28.324	31.324	256.3	14	8'07.983	35.445	22.761	27.950	25.675	
15	8'28.055	38.031	23.774	27.945	25.840		15	1'36.847 *	22.360	21.811	27.039*	25.637	261.0
16	1'36.880	22.504	21.820	27.178	25.378	260.3	16	1'36.426	22.305	21.810	26.872	25.439	262.4
17	1'36.524 *	22.250	21.664	27.136	25.474*	262.4	17	1'38.172 *	22.46*	22.397	27.714	25.592	260.3
18	1'36.486	22.352	21.716	27.052	25.366	263.8	18	1'36.271	22.298	21.814	26.855	25.304	259.0
19	1'36.178	22.293	21.672	26.886	25.327	262.4	4th 12 Filip SALAC QJMOTOR Gresini M CZE Runs=3 Total laps=17 Full laps=12 Valid laps=11						
20	1'40.631	24.158	22.338	28.063	26.072	261.7	1	2'49.212	32.479	22.882	28.273	26.071	
2nd 37 Pedro ACOSTA Red Bull KTM Ajo SPA Runs=2 Total laps=20 Full laps=17 Valid laps=15							2	1'37.925	22.658	22.087	27.400	25.780	258.3
1	2'43.570	33.961	23.478	27.838	26.090		3	1'38.548	22.758	22.192	27.844	25.754	259.0
2	1'38.297	23.104	22.164	27.403	25.626	261.7	4	1'37.841	22.618	22.077	27.293	25.853	260.3
3	1'37.664	22.751	22.007	27.269	25.637	263.1	5	1'46.152 P	22.720	22.257*	27.333	33.842	260.3
4	1'36.893	22.447	21.898	27.042	25.506	262.4	6	3'21.284	32.279	22.884	28.189	26.172	
5	1'37.301 *	22.671	22.059*	27.145	25.426	261.0	7	1'37.805	22.708	22.054	27.278	25.765	257.6
6	1'36.990	22.582	21.900	27.005	25.503	261.7	8	1'42.560 *	26.88*	22.476*	27.527	25.672	258.3
7	1'37.042	22.504	21.988	27.104	25.446	261.7	9	1'37.675	22.640	22.084	27.295	25.656	258.3
8	1'36.703	22.448	21.900	26.951	25.404	262.4	10	1'37.316	22.559	21.947	27.309	25.501	259.6
9	1'37.058 *	22.404	21.994*	27.072	25.588	263.8	11	1'42.331	22.675	24.230	28.704	26.722	259.6
10	1'36.925	22.479	21.927	27.023	25.496	263.1	12	1'43.366 P	22.699	23.334*	27.881	29.452	259.0
11	1'36.515	22.443	21.841	26.862	25.369	265.2	13	11'28.697	35.149	23.325	28.086	26.217	
12	1'45.374 P	24.083	23.314	28.710	29.267	264.5	14	1'37.270	22.655	21.925	27.175	25.515	259.0
13	8'44.630	34.005	23.512	27.540	26.042		15	1'36.671	22.532	21.815	26.999	25.325	259.6
14	1'36.768	22.555	21.841	26.863	25.509	260.3	16	1'36.477	22.443	21.801	26.874	25.359	261.0
15	2'02.427	22.386	21.718	52.247	26.076	263.1	17	1'36.505	22.444	21.824	26.914	25.323	259.0
16	1'36.570	22.423	21.860	26.949	25.338	262.4	5th 13 Celestino VIETTI Fantic Racing ITA Runs=2 Total laps=19 Full laps=16 Valid laps=13						
17	1'36.462	22.184	21.990	26.926	25.362	264.5	1	2'17.933	33.492	23.146	27.904	26.447	
18	1'36.183	22.251	21.910	26.767	25.255	263.8	2	1'38.750	22.964	22.274	27.557	25.955	261.0
19	1'36.424	22.264	21.848	26.875	25.437	262.4	3	1'38.417	22.613	22.241	27.610	25.953	264.5
20	1'36.398	22.242	21.852	26.842	25.462	262.4							

Fastest Lap: Sam LOWES Elf Marc VDS Racing GBR **1'36.178** 22.293 21.672 26.886 25.327

These data/results cannot be reproduced, stored and/or transmitted in whole or in part by any manner of electronic, mechanical, photocopying, recording, broadcasting or otherwise now known or herein after developed without the previous express consent by the copyright owner, except for reproduction in daily press and regular printed publications on sale to the public within 60 days of the event related to those data/results and always provided that copyright symbol appears together as follows below.
© DORNA, 2023



Practice Nr. 2

Moto2

Lap	Lap Time	T1	T2	T3	T4	Speed	Lap	Lap Time	T1	T2	T3	T4	Speed										
4	1'38.148	22.768	22.220	27.237	25.923	265.2	8th	35	Somkiat CHANTRA	IDEMITSU Honda Tea THA	Runs=2	Total laps=21	Full laps=18	Valid laps=14									
5	1'37.667	22.542	22.054	27.392	25.679	262.4									1	2'57.127	*	34.314	23.647	27.893*	26.735		
6	1'37.448	22.501	22.038	27.202	25.707	263.1									2	1'37.854	22.913	22.034	27.173	25.734	261.0		
7	1'37.603	22.681	21.985	27.246	25.691	261.0									3	1'37.969	*	22.847	22.003	27.227*	25.892	262.4	
8	1'37.524	22.500	21.906	27.298	25.820	263.1									4	1'38.164	22.854	21.993	27.512	25.805	259.0		
9	1'37.916	*	23.006	22.019*	27.203	25.688									256.3	5	1'37.756	*	22.750	22.135*	27.157	25.714	261.0
10	1'37.202	22.542	22.005	27.022	25.633	262.4									6	1'37.663	22.804	21.990	27.211	25.658	261.0		
11	1'37.294	22.656	22.020	26.983	25.635	261.7									7	1'37.232	22.712	21.930	27.100	25.490	259.0		
12	1'49.271	P	24.92*	24.903	29.447	29.999									261.0	8	1'43.844	P	23.006	22.627	28.754	29.457	261.0
13	9'52.958	33.692	23.396	28.058	29.027										9	7'42.056	*	34.632	24.759*	29.846	26.306		
14	1'37.652	22.877	21.960	27.101	25.714	262.4									10	1'38.136	22.930	22.196	27.210	25.800	259.0		
15	1'36.725	22.353	21.900	27.071	25.401	263.8									11	1'37.007	22.631	21.904	27.025	25.447	260.3		
16	1'36.627	*	22.405	21.851	26.885	25.486*									264.5	12	1'36.650	22.510	21.870	26.871	25.399	260.3	
17	1'36.491	22.288	21.742	26.991	25.470	265.2									13	1'37.061	*	22.664	21.936	26.987	25.474*	259.6	
18	1'38.211	*	22.282	21.939	27.401*	26.589*									263.8	14	1'36.882	22.666	21.844	27.020	25.352	259.6	
19	1'36.983	22.463	22.023	26.946	25.551	261.0									15	1'36.716	22.509	21.750	26.970	25.487	261.7		
6th 96 Jake DIXON Inde GASGAS Aspar GBR															Runs=3 Total laps=13 Full laps=8 Valid laps=7								
1	2'29.559	33.229	23.042	27.886	26.080										16	1'36.971	22.534	21.882	27.052	25.503	261.7		
2	1'37.651	22.862	22.007	27.185	25.597	257.6									17	1'36.966	22.499	21.892	27.069	25.506	263.8		
3	1'36.810	22.547	21.784	27.137	25.342	258.3	18	1'36.718	22.456	21.842	26.932	25.488	263.1										
4	1'36.953	22.602	21.885	27.056	25.410	257.6	19	1'37.095	*	22.463	21.896	27.118*	25.618*	261.0									
5	3'57.081	P	22.579	29.874	258.3		20	1'36.789	22.426	21.868	27.124	25.371	263.1										
6	11'16.196	*	35.726	23.751*	28.548	26.279	21	1'37.030	22.693	21.888	27.086	25.363	259.6										
7	1'39.697	23.672	22.328	27.759	25.938	254.3	9th 75 Albert ARENAS Red Bull KTM Ajo SPA																
8	1'37.606	22.692	21.972	27.357	25.585	257.0	Runs=2 Total laps=18 Full laps=15 Valid laps=12																
9	1'40.356	P	22.661	22.047	27.178	28.470	257.0	1	2'12.982	*	34.664	23.530	27.906*	28.918									
10	7'50.941	*	34.999	22.696	27.557	26.015*	2	1'42.728	*	23.240	22.358	30.752*	26.378	258.3									
11	1'37.079	22.668	21.843	27.202	25.366	259.0	3	1'38.641	22.949	22.137	27.723	25.832	259.0										
12	1'37.007	*	22.437	21.867	27.061*	25.642*	259.6	4	1'38.236	22.824	22.258	27.329	25.825	259.6									
13	1'36.514	22.519	21.789	26.867	25.339	255.6	5	1'37.873	22.656	22.131	27.363	25.723	257.6										
7th 14 Tony ARBOLINO Elf Marc VDS Racing ITA							Runs=2 Total laps=19 Full laps=16 Valid laps=13																
1	2'50.343	32.347	22.882	27.816	26.110		6	1'37.780	22.667	22.150	27.135	25.828	261.7										
2	1'37.603	22.778	21.943	27.262	25.620	263.1	7	1'37.467	22.720	21.867	27.076	25.804	259.0										
3	1'37.131	22.458	21.912	27.242	25.519	261.7	8	1'39.328	22.595	21.975	27.194	27.564	259.0										
4	1'37.143	22.553	21.803	27.173	25.614	261.7	9	1'37.713	*	22.856	22.086*	27.115	25.656	259.0									
5	1'37.375	*	22.513	22.057*	27.152	25.653	259.0	10	1'37.008	22.519	21.938	27.021	25.530	260.3									
6	1'37.174	22.614	21.847	27.106	25.607	259.0	11	1'49.966	P	22.460	22.011	35.811	29.684	261.0									
7	1'36.730	22.482	21.805	26.950	25.493	259.0	12	11'16.627	34.087	22.996	27.731	25.741											
8	1'37.240	22.549	21.853	27.086	25.752	259.6	13	1'37.538	22.651	22.056	27.237	25.594	260.3										
9	1'42.738	P	22.402	22.325*	27.993	30.018	260.3	14	1'37.287	22.560	22.007	27.151	25.569	260.3									
10	9'43.362	31.713	23.456	28.453	27.141		15	1'36.844	22.521	21.882	27.029	25.412	261.7										
11	1'39.367	22.985	22.097	28.412	25.873	257.0	16	1'37.073	22.472	21.905	27.186	25.510	263.1										
12	1'37.285	22.646	21.922	27.112	25.605	259.6	17	1'52.937	*	22.414	36.433	28.138*	25.952*	261.0									
13	1'36.812	22.411	21.859	27.088	25.454	261.7	18	1'36.997	22.484	21.923	27.073	25.517	261.0										
14	1'36.760	22.387	21.843	27.066	25.464	261.0	10th 18 Manuel GONZALEZ Correos Prepagos Yam SPA																
15	1'36.699	22.329	21.856	26.980	25.534	261.7	Runs=2 Total laps=21 Full laps=18 Valid laps=14																
16	1'39.814	*	22.379	21.945	27.144	28.346*	262.4	1	1'53.946	31.976	22.853	27.837	26.195										
17	1'37.096	22.432	21.934	27.150	25.580	262.4	2	1'37.928	22.770	22.040	27.425	25.693	260.3										
18	1'36.854	*	22.257	21.857	27.030*	25.710*	262.4	3	1'37.696	22.514	22.082	27.307	25.793	263.1									
19	1'36.637	22.358	21.894	26.922	25.463	261.7	4	1'37.537	*	22.673	21.955	27.336*	25.573	258.3									
							5	1'37.561	22.626	22.125	27.245	25.565	256.3										
							6	1'37.689	22.539	22.045	27.490	25.615	257.6										
							7	1'37.584	22.623	22.062	27.297	25.602	257.0										
							8	1'37.673	*	22.612	22.107	27.246*	25.708	256.3									
							9	1'37.719	22.691	22.142	27.145	25.741	257.0										

Fastest Lap: Sam LOWES Elf Marc VDS Racing GBR **1'36.178** 22.293 21.672 26.886 25.327

These data/results cannot be reproduced, stored and/or transmitted in whole or in part by any manner of electronic, mechanical, photocopying, recording, broadcasting or otherwise now known or herein after developed without the previous express consent by the copyright owner, except for reproduction in daily press and regular printed publications on sale to the public within 60 days of the event related to those data/results and always provided that copyright symbol appears together as follows below.
© DORNA, 2023

Practice Nr. 2

Moto2

Lap	Lap Time	T1	T2	T3	T4	Speed	Lap	Lap Time	T1	T2	T3	T4	Speed
10	1'37.545	22.584	22.159	27.176	25.626	257.6	1	2'31.493	33.622	23.414	28.189	26.433	
11	1'37.399	22.499	22.230	27.112	25.558	258.3	2	1'39.052	23.113	22.262	27.617	26.060	255.6
12	1'37.349	22.524	22.004	27.155	25.666	259.0	3	1'38.605	22.892	22.102	27.610	26.001	258.3
13	1'37.615	22.632	22.053	27.251	25.679	256.3	4	1'38.001	22.819	22.088	27.333	25.761	257.0
14	1'38.202 *	22.543	22.217*	27.323	26.119	259.6	5	1'38.499 *	22.823	22.150*	27.546	25.980	256.3
15	1'37.802	22.680	22.138	27.309	25.675	259.0	6	1'38.670	22.900	22.194	27.621	25.955	255.6
16	1'37.764	22.626	22.202	27.259	25.677	257.6	7	1'38.390	22.848	22.206	27.388	25.948	257.0
17	1'40.150 P	22.602	22.020	27.292	28.236	258.3	8	1'37.838	22.733	22.102	27.295	25.708	255.0
18	8'08.328	34.337	23.115	27.481	26.338		9	1'43.979 *	23.042	27.035*	27.645	26.257	257.0
19	1'47.141 *	22.453	23.814	34.636*	26.238	258.3	10	1'37.880	22.639	22.129	27.319	25.793	258.3
20	1'37.810	22.419	21.845	26.980	26.566	260.3	11	1'37.690	22.769	22.054	27.172	25.695	259.0
21	1'36.929	22.493	21.916	27.061	25.459	262.4	12	1'45.772 P	23.205	22.627	28.331	31.609	258.3

11th 79 Ai OGURA

Runs=2 Total laps=19 IDEMITSU Honda Tea JPN Full laps=15 Valid laps=13

1	2'46.359	35.652	24.213	29.339	26.896	
2	1'39.015	23.250	22.347	27.449	25.969	256.3
3	1'38.906	23.135	22.354	27.602	25.815	257.6
4	1'38.249	22.952	22.124	27.416	25.757	256.3
5	1'46.093 P	22.769	22.243*	27.687	33.394	257.6
6	10'48.554	37.078	23.710	27.967	26.120	
7	1'38.455 *	22.905	22.367*	27.391	25.792	255.0
8	1'37.486	22.695	21.989	27.200	25.602	256.3
9	1'37.741	22.772	21.979	27.311	25.679	257.0
10	1'38.183	22.784	22.252	27.387	25.760	255.6
11	1'37.215	22.678	21.932	27.120	25.485	255.6
12	1'41.279	23.314	24.896	27.445	25.624	258.3
13	1'36.984	22.554	21.832	27.131	25.467	260.3
14	1'37.461	22.643	21.857	27.150	25.811	257.6
15	1'38.622	22.648	22.727	27.588	25.659	261.0
16	1'36.934	22.518	21.836	27.147	25.433	261.0
17	1'38.726 *	22.595	22.121	27.651*	26.359*	262.4
18	1'37.752	22.814	22.004	27.292	25.642	255.6
19	1'51.568 P	22.703	25.683	30.522	32.660	257.0

12th 11 Sergio GARCIA

Runs=3 Total laps=16 Pons Wegow Los40 SPA Full laps=11 Valid laps=9

1	2'43.816	32.189	23.245	27.949	26.055	
2	1'38.632	22.973	22.394	27.424	25.841	259.0
3	10'22.495 *	34.31*	23.222	27.873	26.261	
4	1'39.030	23.113	22.441	27.456	26.020	257.0
5	1'39.167	23.130	22.631	27.360	26.046	256.3
6	1'38.434	22.883	22.316	27.319	25.916	256.3
7	1'38.786 *	22.888	22.289	27.153*	26.456	256.3
8	1'38.383 *	22.777	22.448*	27.316	25.842	257.6
9	1'44.509 P	22.809	22.306	27.208*	32.186	257.0
10	6'37.310 *	32.246	22.623	27.258*	30.684	
11	1'38.798	22.726	22.438	27.901	25.733	259.6
12	1'37.026	22.557	21.873	27.177	25.419	263.8
13	1'37.037	22.484	21.934	27.035	25.584	261.7
14	1'40.413 *	22.637	22.096	28.133*	27.547	259.6
15	1'37.394	22.866	22.044	26.918	25.566	259.0
16	1'36.951	22.560	21.947	26.872	25.572	259.0

13th 16 Joe ROBERTS

Runs=2 Total laps=16 Italtrans Racing Team USA Full laps=13 Valid laps=11

1	2'43.816	32.189	23.245	27.949	26.055	
2	1'38.632	22.973	22.394	27.424	25.841	259.0
3	10'22.495 *	34.31*	23.222	27.873	26.261	
4	1'39.030	23.113	22.441	27.456	26.020	257.0
5	1'39.167	23.130	22.631	27.360	26.046	256.3
6	1'38.434	22.883	22.316	27.319	25.916	256.3
7	1'38.786 *	22.888	22.289	27.153*	26.456	256.3
8	1'38.383 *	22.777	22.448*	27.316	25.842	257.6
9	1'44.509 P	22.809	22.306	27.208*	32.186	257.0
10	6'37.310 *	32.246	22.623	27.258*	30.684	
11	1'38.798	22.726	22.438	27.901	25.733	259.6
12	1'37.026	22.557	21.873	27.177	25.419	263.8
13	1'37.037	22.484	21.934	27.035	25.584	261.7
14	1'40.413 *	22.637	22.096	28.133*	27.547	259.6
15	1'37.394	22.866	22.044	26.918	25.566	259.0
16	1'36.951	22.560	21.947	26.872	25.572	259.0

14th 71 Dennis FOGGIA

Runs=3 Total laps=18 Italtrans Racing Team ITA Full laps=13 Valid laps=10

13	10'33.826	33.984	26.182	29.333	26.943	
14	1'37.683	22.899	21.916	27.296	25.572	256.3
15	1'37.001	22.696	21.770	27.088	25.447	259.0
16	1'40.487	22.485	22.059	27.356	28.587	259.6
	unfinished	22.510	22.403			261.0
1	2'19.904	31.418	23.077	27.749	26.097	
2	1'38.603 *	23.061	22.231	27.327*	25.984	260.3
3	1'38.291	22.858	22.065	27.461	25.907	261.7
4	1'38.120	22.893	22.112	27.301	25.814	263.8
5	1'41.661	22.924	25.005	27.523	26.209	259.6
6	1'37.898	22.872	22.143	27.179	25.704	259.0
7	1'42.786 P	23.437	22.290	27.516	29.543	259.6
8	6'00.479 *	32.142	22.768	27.505*	26.244	
9	1'38.157	22.925	22.206	27.329	25.697	261.0
10	1'38.084 *	22.956	22.161*	27.254	25.713	259.0
11	1'43.035 P	22.890	22.257	27.424	30.464	261.0
12	8'04.440 *	32.863	24.272	28.176*	31.057	
13	1'37.525	22.793	21.938	27.120	25.674	260.3
14	1'37.202	22.667	21.892	27.242	25.401	262.4
15	1'37.102	22.496	21.902	27.122	25.582	265.2
16	1'41.566 *	22.926	22.170	28.330*	28.140	263.1
17	1'37.336	22.561	21.885	27.065	25.825	264.5
18	1'37.050	22.542	21.990	27.000	25.518	261.0

15th 7 Barry BALTUS

Runs=2 Total laps=20 Fieten Olie Racing GP BEL Full laps=17 Valid laps=13

1	2'08.384	33.290	23.249	27.986	26.303	
2	1'38.221	23.019	22.106	27.389	25.707	257.0
3	1'37.658	22.691	21.970	27.308	25.689	259.0
4	1'37.455	22.542	21.997	27.192	25.724	257.6
5	1'37.550	22.576	22.036	27.252	25.686	257.6
6	1'37.746	22.658	22.065	27.283	25.740	260.3
7	1'39.927 *	22.611	22.108			260.3
8	1'38.108 *	22.699	22.126	27.403*	25.880	255.6
9	1'37.738	22.629	22.095	27.266	25.748	257.0
10	1'37.331	22.571	22.045	27.095	25.620	256.3
11	1'44.550 P	22.642	22.901	30.134	28.873	255.6
12	9'24.882 *	32.620	22.607	27.221*	26.413	
13	1'37.578	22.719	21.933	27.246	25.680	257.0
14	1'37.194	22.488	21.966	27.176	25.564	258.3
15	1'43.665 *	23.032	22.223	31.566*	26.844	255.6

Fastest Lap: Sam LOWES Elf Marc VDS Racing GBR **1'36.178** 22.293 21.672 26.886 25.327

These data/results cannot be reproduced, stored and/or transmitted in whole or in part by any manner of electronic, mechanical, photocopying, recording, broadcasting or otherwise now known or herein after developed without the previous express consent by the copyright owner, except for reproduction in daily press and regular printed publications on sale to the public within 60 days of the event related to those data/results and always provided that copyright symbol appears together as follows below.
© DORNA, 2023

Practice Nr. 2

Moto2

Lap	Lap Time	T1	T2	T3	T4	Speed	Lap	Lap Time	T1	T2	T3	T4	Speed
16	1'37.209	22.482	21.931	27.179	25.617	261.7	15	1'38.412	22.854	22.133	27.521	25.904	261.0
17	1'37.260	22.473	21.926	27.204	25.657	260.3	16	1'38.219 *	22.726	22.009	27.450*	26.034*	261.0
18	1'42.673 *	22.570	22.044	29.693*	28.366	257.0	17	1'37.999	22.819	22.119	27.297	25.764	259.0
19	1'37.523	22.501	22.026	27.140	25.856	261.0	19th 4 Sean Dylan KELLY American Racing USA						
20	1'37.107	22.417	21.988	27.130	25.572	257.6	Runs=2 Total laps=19 Full laps=16 Valid laps=12						

16th 24 Marcos RAMIREZ Forward Team SPA						
Runs=3		Total laps=17		Full laps=12		Valid laps=10
1	2'00.093	33.025	23.040	27.964	27.543	
2	1'38.821	23.199	22.219	27.484	25.919	260.3
3	1'38.735	23.000	22.334	27.456	25.945	262.4
4	1'38.419	22.965	22.294	27.306	25.854	260.3
5	1'40.853 *	24.66*	22.815	27.530	25.846	258.3
6	1'38.078	22.968	22.179	27.216	25.715	260.3
7	1'37.918	22.790	22.063	27.377	25.688	259.6
8	1'49.692 P	24.73*	23.123	31.301	30.532	257.6
9	6'58.251	34.615	23.685	28.427	28.137	
10	1'39.435 *	23.308	22.494*	27.564	26.069	257.6
11	1'39.066	23.224	22.382	27.520	25.940	257.0
12	1'43.859 P	23.59*	22.964	28.665	28.633	257.6
13	8'37.958	34.964	23.878	32.118	28.063	
14	1'38.039	22.851	22.461	27.196	25.531	261.0
15	1'37.259	22.637	21.965	27.202	25.455	261.7
16	1'37.111	22.600	21.920	27.109	25.482	261.0
17	1'38.011	22.594	22.102	27.692	25.623	261.0

17th 40 Aron CANET Pons Wegow Los40 SPA						
Runs=2		Total laps=9		Full laps=6		Valid laps=8
1	2'13.712	33.740	22.386	27.680	26.659	
2	1'38.074	22.758	22.207	27.365	25.744	259.0
3	1'37.257	22.609	21.928	27.206	25.514	260.3
4	1'37.489	23.056	21.882	27.179	25.372	261.0
5	1'37.203	22.660	21.983	27.191	25.369	258.3
6	1'37.136	22.603	22.034	27.209	25.290	258.3
7	1'37.552	22.481	21.971	27.229	25.871	257.0
8	1'38.304 *	22.934	21.997	27.359*	26.014	251.1
unfinished	22.466					258.3
9	1'53.927	38.367	22.529	27.297	25.734	
unfinished	22.558	21.879	27.042			260.3

18th 3 Lukas TULOVIC Liqui Moly Husqvarna GER						
Runs=2		Total laps=17		Full laps=14		Valid laps=10
1	2'04.887 *	33.656	22.846	27.596*	26.468	
2	1'38.786 *	23.00*	22.330	27.533	25.919	260.3
3	1'38.382	22.912	22.195	27.436	25.839	259.6
4	1'38.199	22.787	22.117	27.504	25.791	260.3
5	1'38.098 *	22.723	22.009	27.142	26.224*	257.6
6	1'38.388	22.999	22.069	27.448	25.872	259.6
7	1'40.644	22.855	22.381	27.635	27.773	259.0
8	1'43.005 P	23.095	22.988	28.394	28.528	258.3
9	13'05.289 *	34.009	22.786	27.738*	26.040	
10	1'37.741	22.717	22.008	27.258	25.758	257.6
11	1'37.181	22.641	21.994	27.020	25.526	261.0
12	1'45.655	25.970	22.636	30.652	26.397	261.0
13	1'38.247	23.099	22.016	27.243	25.889	260.3
14	1'51.450 *	22.669	34.755	28.093	25.933*	262.4

20th 54 Fermín ALDEGUER Lighttech SpeedUp SPA						
Runs=2		Total laps=22		Full laps=19		Valid laps=14
1	1'53.839	33.923	23.006	27.830	26.181	
2	1'37.881	22.766	22.055	27.356	25.704	260.3
3	1'38.502	22.547	22.083	27.351	26.521	261.0
4	1'37.706	22.599	22.034	27.286	25.787	259.0
5	1'37.619	22.621	22.096	27.210	25.692	259.0
6	1'37.320	22.532	21.970	27.179	25.639	259.6
7	1'39.824	22.616	21.985	27.224	27.999	259.0
8	1'37.366	22.476	21.997	27.237	25.656	259.6
9	1'37.248	22.543	22.025	27.095	25.585	259.0
10	1'37.337	22.537	22.105	27.073	25.622	259.6
11	1'40.856	24.755	22.465	27.538	26.098	259.0
12	1'38.141 *	22.14*	22.397	27.669	25.932	261.0
13	1'37.441	22.552	22.032	27.126	25.731	259.0
14	1'37.370 *	22.522	22.011*	27.057	25.780	259.6
15	1'38.367 *	22.521	22.081	27.063*	26.702	262.4
16	1'41.387 P	22.579	22.077	27.134*	29.597	259.0
17	5'56.661	32.904	22.878	27.697	26.088	
18	1'39.783 *	22.676	22.014			258.3
19	1'38.201 *	22.575	22.073	27.217	26.336*	261.7
20	1'37.903	22.502	22.093	27.346	25.962	261.0
21	1'37.458	22.414	22.083	27.284	25.677	261.7
22	1'38.972	22.535	22.176	27.309	26.952	258.3

21st 52 Jeremy ALCOBA QJMOTOR Gresini M SPA						
Runs=2		Total laps=16		Full laps=13		Valid laps=11
1	2'50.248	34.559	23.116	28.037	26.200	
2	1'38.610	23.144	22.128	27.439	25.899	258.3
3	1'38.647	23.059	22.130	27.569	25.889	260.3

Fastest Lap: Sam LOWES Elf Marc VDS Racing GBR **1'36.178** 22.293 21.672 26.886 25.327

These data/results cannot be reproduced, stored and/or transmitted in whole or in part by any manner of electronic, mechanical, photocopying, recording, broadcasting or otherwise now known or herein after developed without the previous express consent by the copyright owner, except for reproduction in daily press and regular printed publications on sale to the public within 60 days of the event related to those data/results and always provided that copyright symbol appears together as follows below.
© DORNA, 2023



Practice Nr. 2

Moto2

Lap	Lap Time	T1	T2	T3	T4	Speed	Lap	Lap Time	T1	T2	T3	T4	Speed	
4	1'38.469	22.917	22.266	27.333	25.953	258.3	24th 84	Zonta VD GOORBE		Fieten Olie Racing GP NED				
5	1'39.202 *	23.091	22.336*	27.574	26.201	258.3		Runs=2	Total laps=19	Full laps=16		Valid laps=13		
6	1'38.702	23.070	22.300	27.444	25.888	255.6		1	1'58.358	32.748	23.528	28.288	26.459	
7	1'38.374	22.932	22.178	27.401	25.863	256.3		2	1'38.799	23.060	22.310	27.462	25.967	257.6
8	1'38.558	23.087	22.121	27.340	26.010	255.6		3	1'38.523	22.826	22.104	27.718	25.875	258.3
9	1'40.740 *	23.059	22.300*	29.117	26.264	257.6		4	1'42.055 *	25.68*	22.655	27.734	25.978	259.0
10	1'40.238	23.122	22.694	28.258	26.164	257.6		5	1'38.193	22.832	22.102	27.566	25.693	257.6
11	1'42.536 P	22.974	22.216	27.497	29.849	256.3		6	1'38.040	22.704	22.130	27.522	25.684	259.0
12	14'56.592	34.883	23.393	27.975	26.190			7	1'40.642	22.731	22.053	27.485	28.373	257.0
13	1'37.578	22.723	21.988	27.223	25.644	261.0		8	1'45.017 *	22.879	22.416	32.590*	27.132	254.3
14	1'37.258	22.632	22.060	27.044	25.522	260.3		9	1'48.762 P	22.830	22.180	33.821	29.931	257.6
15	1'37.425	22.642	22.005	27.152	25.626	259.0	10	10'41.626	34.631	23.497	28.535	26.435		
16	1'37.848	22.762	22.243	27.180	25.663	257.6	11	1'39.615	23.382	22.483	27.702	26.048	254.3	
22nd 64 Bo BENDSNEYDER Pertamina Mandalika NED														
Runs=2 Total laps=18 Full laps=15 Valid laps=13														
1	2'08.913	33.858	23.426	27.922	26.361		12	1'38.710	23.035	22.161	27.632	25.882	257.0	
2	1'38.620	23.103	22.324	27.359	25.834	257.0	13	1'37.981	22.638	22.156	27.405	25.782	257.6	
3	1'38.042	22.847	22.071	27.329	25.795	258.3	14	1'42.827 *	25.68*	22.954	28.004	26.180	258.3	
4	1'37.818	22.809	22.043	27.217	25.749	257.6	15	1'48.209	22.865	22.036	34.116	29.192	258.3	
5	1'37.702	22.693	22.031	27.177	25.801	257.0	16	1'41.427	22.626	23.792	29.099	25.910	261.7	
6	1'40.649	22.740	22.661	29.584	25.664	257.0	17	1'38.480	22.768	22.209	27.767	25.736	259.0	
7	1'44.080 P	22.719	22.116	27.565	31.680	258.3	18	1'38.098	22.778	22.012	27.570	25.738	261.7	
8	12'50.821	34.467	22.884	27.639	25.866		19	1'37.511	22.634	21.939	27.096	25.842	259.6	
9	1'37.931	22.852	22.168	27.320	25.591	256.3	25th 19 Lorenzo DALLA PO Pertamina Mandalika ITA							
10	1'37.634	22.752	21.997	27.340	25.545	255.6	Runs=2 Total laps=16 Full laps=13 Valid laps=11							
11	1'50.327 *	26.12*	29.680	28.741	25.777	257.6	1	2'11.126	34.890	23.921	28.549	27.656		
12	1'42.716	22.819	22.035	31.970	25.892	257.0	2	1'39.879	23.405	22.427	27.865	26.182	259.0	
13	1'37.400	22.639	21.987	27.198	25.576	258.3	3	1'38.688	22.989	22.427	27.417	25.855	261.7	
14	1'37.319	22.621	21.972	27.165	25.561	260.3	4	1'38.339	22.938	22.286	27.333	25.782	262.4	
15	1'37.294	22.561	21.942	27.188	25.603	259.6	5	1'38.069	22.932	22.092	27.226	25.819	259.6	
16	1'39.600 *	22.629	22.982	27.610*	26.379*	259.6	6	1'38.412	22.946	22.252	27.389	25.825	260.3	
17	1'38.188	22.605	21.982	27.603	25.998	257.6	7	1'41.939	22.826	24.214	29.003	25.896	259.0	
18	1'37.558	22.681	21.976	27.181	25.720	257.6	8	1'37.961	22.933	22.056	27.238	25.734	261.0	
23rd 28 Izan GUEVARA Inde GASGAS Aspar SPA														
Runs=2 Total laps=19 Full laps=16 Valid laps=11														
1	2'16.657	33.851	23.506	28.404	26.870		9	1'48.188 P	22.849	22.116*			259.6	
2	1'39.374	23.221	22.441	27.530	26.182	259.6	10	14'37.124	44.492	23.899	27.987	26.245		
3	1'38.847	23.028	22.347	27.580	25.892	263.1	11	1'38.107	22.920	22.111	27.308	25.768	261.0	
4	1'38.987	22.889	22.509	27.514	26.075	261.7	12	1'37.593	22.687	21.999	27.166	25.741	260.3	
5	1'44.303 P	24.68*	23.364	27.891	28.366	261.7	13	1'53.813 *	32.981	25.051	29.502	26.279*	263.1	
6	9'41.404	33.958	23.366	30.062	26.515		14	1'38.247	22.906	22.122	27.392	25.827	262.4	
7	1'39.569	23.169	22.612	27.543	26.245	259.6	15	1'41.661 *	22.931	24.818	27.770*	26.142*	261.0	
8	1'38.485 *	22.891	22.204*	27.451	25.939	259.6	16	1'37.977	22.811	22.140	27.259	25.767	259.6	
9	1'38.170	22.759	22.164	27.403	25.844	260.3	26th 8 Senna AGIUS Liqui Moly Husqvarna AUS							
10	1'42.027	22.962	24.924	28.031	26.110	260.3	Runs=2 Total laps=20 Full laps=17 Valid laps=13							
11	1'39.430	22.873	22.279	28.288	25.990	260.3	1	2'43.298	33.958	23.519	28.380	26.743		
12	1'42.107	22.751	24.783	28.629	25.944	258.3	2	1'39.902	23.251	22.767	27.837	26.047	254.3	
13	1'37.770	22.706	22.162	27.205	25.697	261.7	3	1'39.296	23.054	22.544	27.584	26.114	256.3	
14	1'43.308 *	22.775	22.142			261.7	4	1'40.671 *	23.205	22.529	28.343*	26.594	255.6	
15	1'38.703 *	22.797	22.158	27.505	26.243	261.0	5	1'39.641 *	22.975	22.514*	28.024*	26.128	257.6	
16	1'38.494 *	22.744	22.226	27.403	26.121*	261.0	6	1'40.106	23.101	22.953	27.803	26.249	257.0	
17	1'37.848	22.722	22.137	27.278	25.711	262.4	7	1'41.148 P	23.134	22.423	27.359	28.232	255.0	
18	1'44.346 *	24.042	25.912	27.918*	26.474*	263.1	8	8'06.122	31.975	23.133	27.514	26.354		
19	1'37.485	22.536	22.103	27.109	25.737	261.7	9	1'40.812 *	23.051	22.355*	29.113	26.293	255.6	
Fastest Lap: Sam LOWES Elf Marc VDS Racing GBR 1'36.178 22.293 21.672 26.886 25.327														

These data/results cannot be reproduced, stored and/or transmitted in whole or in part by any manner of electronic, mechanical, photocopying, recording, broadcasting or otherwise now known or herein after developed without the previous express consent by the copyright owner, except for reproduction in daily press and regular printed publications on sale to the public within 60 days of the event related to those data/results and always provided that copyright symbol appears together as follows below.
© DORNA, 2023

Practice Nr. 2

Moto2

Lap	Lap Time	T1	T2	T3	T4	Speed	Lap	Lap Time	T1	T2	T3	T4	Speed
13	1'38.007	22.904	22.103	27.147	25.853	256.3	2	1'42.289 *	23.472	22.908	28.373*	27.536	259.0
14	1'38.377	22.821	22.159	27.390	26.007	258.3	3	1'40.190	23.105	22.736	27.818	26.531	261.0
15	1'38.246	23.002	22.183	27.128	25.933	257.0	4	1'40.250	23.405	22.747	27.681	26.417	259.6
16	1'38.164	22.904	22.102	27.126	26.032	257.6	5	1'39.575	23.088	22.528	27.630	26.329	261.0
17	1'38.524 *	22.950	22.156	27.158	26.260*	256.3	6	1'55.483 P	27.07*	26.068	30.271	32.068	258.3
18	1'38.233	22.891	22.186	27.237	25.919	261.7	7	8'41.986	39.227	24.416	28.763	27.300	
19	1'39.626	22.898	22.096	27.978	26.654	260.3	8	1'40.625	23.287	22.704	28.152	26.482	256.3
20	1'38.159	22.883	22.126	27.236	25.914	256.3	9	1'57.088 *	23.207	37.521*	28.987	27.373	258.3

27th 72 Borja GOMEZ Fantic Racing SPA
 Runs=2 Total laps=18 Full laps=15 Valid laps=12

1	2'18.205	32.678	23.363	28.540	27.573	
2	1'39.207	23.068	22.317	27.690	26.132	260.3
3	1'39.252	23.336	22.220	27.616	26.080	259.6
4	1'39.261	23.282	22.280	27.479	26.220	258.3
5	1'39.209	23.002	22.499	27.531	26.177	259.0
6	1'39.209	23.144	22.380	27.574	26.111	258.3
7	1'39.506	23.245	22.381	27.564	26.316	259.0
8	1'39.060	23.148	22.289	27.463	26.160	258.3
9	1'39.127 *	23.184	22.372*	27.491	26.080	257.6
10	1'44.723 P	24.07*	22.790	28.005*	29.853	255.6
11	11'37.740 *	33.673	23.901	29.052*	26.864	
12	1'38.712 *	23.107	22.164	27.458*	25.983	259.0
13	1'38.580	22.975	22.319	27.393	25.893	258.3
14	1'38.820	23.034	22.191	27.432	26.163	259.0
15	1'38.580 *	22.969	22.118	27.505	25.988*	260.3
16	1'38.673	22.979	22.233	27.505	25.956	261.0
17	1'38.775	22.959	22.178	27.530	26.108	259.0
18	1'45.081	22.977	22.259	33.326	26.519	259.0

28th 33 Rory SKINNER American Racing GBR
 Runs=2 Total laps=20 Full laps=17 Valid laps=12

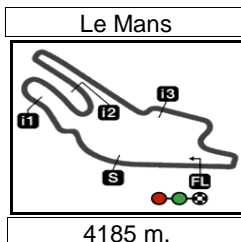
1	2'11.662	33.733	24.168	28.792	26.789	
2	1'40.489	23.398	22.669	27.982	26.440	256.3
3	1'39.039	22.934	22.314	27.746	26.045	259.6
4	1'38.722	22.857	22.289	27.741	25.835	257.0
5	1'42.488 *	22.881	22.498	30.366	26.743*	256.3
6	1'39.637 *	23.071	22.527	27.695*	26.344	256.3
7	1'39.555	23.151	22.455	27.721	26.228	253.7
8	1'45.731 P	25.65*	23.305	27.914	28.861	255.0
9	9'10.487 *	34.983	24.197*	28.615	26.655	
10	1'41.625	23.208	22.586	29.391	26.440	255.0
11	1'39.752	23.031	22.604	27.884	26.233	256.3
12	1'39.764	22.992	22.697	27.849	26.226	255.0
13	1'39.516	23.037	22.488	27.872	26.119	255.6
14	1'40.415 *	22.852	22.506	28.042*	27.015	257.0
15	1'39.801 *	23.183	22.510	27.762*	26.346	255.0
16	1'40.468 *	22.910	22.424	28.268*	26.866	257.6
17	1'39.072	22.851	22.524	27.609	26.088	257.0
18	1'39.648	23.044	22.425	27.958	26.221	257.6
19	1'39.216	22.932	22.450	27.652	26.182	255.6
20	1'39.390	23.029	22.394	27.555	26.412	253.7

29th 17 Alex ESCRIG Forward Team SPA
 Runs=3 Total laps=14 Full laps=9 Valid laps=5

1	2'06.480 *	34.109	24.898	29.342*	27.514	
---	------------	--------	--------	---------	--------	--

Fastest Lap: Sam LOWES Elf Marc VDS Racing GBR **1'36.178** 22.293 21.672 26.886 25.327

These data/results cannot be reproduced, stored and/or transmitted in whole or in part by any manner of electronic, mechanical, photocopying, recording, broadcasting or otherwise now known or herein after developed without the previous express consent by the copyright owner, except for reproduction in daily press and regular printed publications on sale to the public within 60 days of the event related to those data/results and always provided that copyright symbol appears together as follows below.
 © DORNA, 2023



Results and timing service provided by **TISSOT**

Moto2™

SHARK GRAND PRIX DE FRANCE

Practice Nr. 2

Best Partial Times

IT Ideal Lap Time, sum of the best partial times

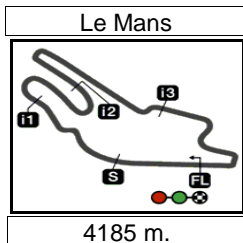
BT Best Lap Time

T1		T2		T3		T4				IT		BT	
Pos	Rider	Time	Rider	Time	Rider	Time	Rider	Time	Pos	Rider	IT	BT	
1	P.ACOSTA	22.184	S.LOWES	21.664	P.ACOSTA	26.767	P.ACOSTA	25.255	1	P.ACOSTA	1'35.924	1'36.183	(2)
2	S.LOWES	22.250	P.ACOSTA	21.718	A.LOPEZ	26.855	A.CANET	25.290	2	S.LOWES	1'36.127	1'36.178	(1)
3	T.ARBOLINO	22.257	C.VIETTI	21.742	J.DIXON	26.867	A.LOPEZ	25.304	3	A.LOPEZ	1'36.267	1'36.271	(3)
4	C.VIETTI	22.282	S.CHANTRA	21.750	S.CHANTRA	26.871	F.SALAC	25.323	4	C.VIETTI	1'36.310	1'36.491	(5)
5	A.LOPEZ	22.298	J.ROBERTS	21.770	S.GARCIA	26.872	S.LOWES	25.327	5	S.CHANTRA	1'36.399	1'36.650	(8)
6	F.ALDEGUER	22.414	J.DIXON	21.784	F.SALAC	26.874	J.DIXON	25.339	6	J.DIXON	1'36.427	1'36.514	(6)
7	A.ARENAS	22.414	F.SALAC	21.801	C.VIETTI	26.885	S.CHANTRA	25.352	7	T.ARBOLINO	1'36.436	1'36.637	(7)
8	B.BALTUS	22.417	T.ARBOLINO	21.803	S.LOWES	26.886	C.VIETTI	25.401	8	F.SALAC	1'36.441	1'36.477	(4)
9	M.GONZALEZ	22.419	A.LOPEZ	21.810	T.ARBOLINO	26.922	D.FOGGIA	25.401	9	S.GARCIA	1'36.648	1'36.951	(12)
10	S.CHANTRA	22.426	A.OGURA	21.832	M.GONZALEZ	26.980	A.ARENAS	25.412	10	A.CANET	1'36.677	1'37.136	(17)
11	J.DIXON	22.437	M.GONZALEZ	21.845	D.FOGGIA	27.000	S.GARCIA	25.419	11	M.GONZALEZ	1'36.703	1'36.929	(10)
12	F.SALAC	22.443	A.ARENAS	21.867	L.TULOVIC	27.020	A.OGURA	25.433	12	A.ARENAS	1'36.714	1'36.844	(9)
13	A.CANET	22.466	S.GARCIA	21.873	A.ARENAS	27.021	S.KELLY	25.437	13	D.FOGGIA	1'36.782	1'37.050	(14)
14	S.GARCIA	22.484	A.CANET	21.879	A.CANET	27.042	J.ROBERTS	25.447	14	J.ROBERTS	1'36.790	1'37.001	(13)
15	J.ROBERTS	22.485	D.FOGGIA	21.885	J.ALCOBA	27.044	T.ARBOLINO	25.454	15	A.OGURA	1'36.903	1'36.934	(11)
16	D.FOGGIA	22.496	M.RAMIREZ	21.920	F.ALDEGUER	27.057	M.RAMIREZ	25.455	16	B.BALTUS	1'37.002	1'37.107	(15)
17	A.OGURA	22.518	B.BALTUS	21.926	J.ROBERTS	27.088	M.GONZALEZ	25.459	17	F.ALDEGUER	1'37.026	1'37.248	(20)
18	I.GUEVARA	22.536	Z.VD GOORBER	21.939	B.BALTUS	27.095	J.ALCOBA	25.522	18	M.RAMIREZ	1'37.078	1'37.111	(16)
19	B.BENDSNEYDE	22.561	B.BENDSNEYDE	21.942	Z.VD GOORBER	27.096	L.TULOVIC	25.526	19	L.TULOVIC	1'37.181	1'37.181	(18)
20	M.RAMIREZ	22.594	S.KELLY	21.954	S.KELLY	27.108	B.BENDSNEYDE	25.545	20	J.ALCOBA	1'37.186	1'37.258	(21)
21	Z.VD GOORBER	22.626	F.ALDEGUER	21.970	M.RAMIREZ	27.109	B.BALTUS	25.564	21	S.KELLY	1'37.190	1'37.194	(19)
22	J.ALCOBA	22.632	J.ALCOBA	21.988	I.GUEVARA	27.109	F.ALDEGUER	25.585	22	B.BENDSNEYDE	1'37.213	1'37.294	(22)
23	L.TULOVIC	22.641	L.TULOVIC	21.994	A.OGURA	27.120	Z.VD GOORBER	25.684	23	Z.VD GOORBER	1'37.345	1'37.511	(24)
24	L.DALLA PORTA	22.687	L.DALLA PORTA	21.999	S.AGIUS	27.126	I.GUEVARA	25.697	24	I.GUEVARA	1'37.445	1'37.485	(23)

These data/results cannot be reproduced, stored and/or transmitted in whole or in part by any manner of electronic, mechanical, photocopying, recording, broadcasting or otherwise now known or herein after developed without the previous express consent by the copyright owner, except for reproduction in daily press and regular printed publications on sale to the public within 60 days of the event related to those data/results and always provided that copyright symbol appears together as follows below.
© DORNA, 2023

Official MotoGP Timing by **TISSOT**
www.motogp.com





Results and timing service provided by **TISSOT**

SHARK GRAND PRIX DE FRANCE

Practice Nr. 2

Best Partial Times

Moto2™

IT Ideal Lap Time, sum of the best partial times

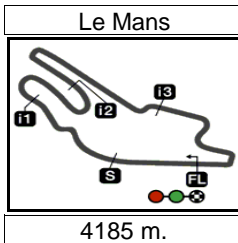
BT Best Lap Time

T1		T2		T3		T4						
<i>Pos</i>	<i>Rider</i>	<i>Time</i>	<i>Rider</i>	<i>Time</i>	<i>Rider</i>	<i>Time</i>	<i>Rider</i>	<i>Time</i>	<i>Pos</i>	<i>Rider</i>	<i>IT</i>	<i>BT</i>
25	S.KELLY	22.691	S.AGIUS	22.096	B.BENDSNEYDE	27.165	L.DALLA PORTA	25.734	25	L.DALLA PORTA	1'37.586	1'37.593 (25)
26	S.AGIUS	22.811	I.GUEVARA	22.103	L.DALLA PORTA	27.166	R.SKINNER	25.835	26	S.AGIUS	1'37.886	1'38.007 (26)
27	R.SKINNER	22.851	B.GOMEZ	22.118	B.GOMEZ	27.393	S.AGIUS	25.853	27	B.GOMEZ	1'38.363	1'38.580 (27)
28	A.ESCRIG	22.888	R.SKINNER	22.289	R.SKINNER	27.555	B.GOMEZ	25.893	28	R.SKINNER	1'38.530	1'38.722 (28)
29	B.GOMEZ	22.959	A.ESCRIG	22.373	A.ESCRIG	27.630	A.ESCRIG	26.329	29	A.ESCRIG	1'39.220	1'39.575 (29)

These data/results cannot be reproduced, stored and/or transmitted in whole or in part by any manner of electronic, mechanical, photocopying, recording, broadcasting or otherwise now known or herein after developed without the previous express consent by the copyright owner, except for reproduction in daily press and regular printed publications on sale to the public within 60 days of the event related to those data/results and always provided that copyright symbol appears together as follows below.
© DORNA, 2023

Official MotoGP Timing by **TISSOT**
www.motogp.com





Results and timing service provided by TISSOT

Moto2™

SHARK GRAND PRIX DE FRANCE

Practice Nr. 2

Fastest Laps Sequence

Practice Time	Rider	Nation	Motorcycle	Time	Km/h	Rider's Lap
3'31.339	21 Alonso LOPEZ	SPA	BOSCOSCURO	1'38.087	153.5	2
3'31.720	54 Fermín ALDEGUER	SPA	BOSCOSCURO	1'37.881	153.9	2
4'07.210	96 Jake DIXON	GBR	KALEX	1'37.651	154.2	2
4'27.946	14 Tony ARBOLINO	ITA	KALEX	1'37.603	154.3	2
5'29.043	40 Aron CANET	SPA	KALEX	1'37.257	154.9	3
5'44.020	96 Jake DIXON	GBR	KALEX	1'36.810	155.6	3
12'33.499	14 Tony ARBOLINO	ITA	KALEX	1'36.730	155.7	7
14'04.460	37 Pedro ACOSTA	SPA	KALEX	1'36.703	155.7	8
18'54.958	37 Pedro ACOSTA	SPA	KALEX	1'36.515	156.1	11
36'17.189	37 Pedro ACOSTA	SPA	KALEX	1'36.462	156.1	17
37'53.372	37 Pedro ACOSTA	SPA	KALEX	1'36.183	156.6	18
38'49.803	22 Sam LOWES	GBR	KALEX	1'36.178	156.6	19

These data/results cannot be reproduced, stored and/or transmitted in whole or in part by any manner of electronic, mechanical, photocopying, recording, broadcasting or otherwise now known or herein after developed without the previous express consent by the copyright owner, except for reproduction in daily press and regular printed publications on sale to the public within 60 days of the event related to those data/results and always provided that copyright symbol appears together as follows below.

© DORNA, 2023

Official MotoGP Timing by TISSOT
www.motogp.com

Le Mans, Friday, May 12, 2023

