
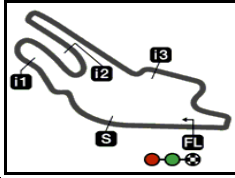


Le Mans

Results and timing service provided by Revised
Moto3™

4185 m.

SHARK GRAND PRIX DE FRANCE**Qualifying Nr. 1****Classification****20A**

	<i>Rider</i>	<i>Nation</i>	<i>Team</i>	<i>Motorcycle</i>	<i>Time</i>	<i>Lap</i>	<i>Total</i>	<i>Gap</i>	<i>Top Speed</i>
1	16 Andrea MIGNO	ITA	CIP Green Power	KTM	1'42.646	6	6		214.9
2	82 Stefano NEPA	ITA	Angeluss MTA Team	KTM	1'42.818	7	7	0.172 0.172	216.3
3	54 Riccardo ROSSI	ITA	SIC58 Squadra Corse	HONDA	1'43.211	6	6	0.565 0.393	215.3
4	38 David SALVADOR	SPA	CIP Green Power	KTM	1'43.376	6	6	0.730 0.165	220.6
5	72 Taiyo FURUSATO	JPN	Honda Team Asia	HONDA	1'43.754	3	6	1.108 0.378	214.9
6	95 Collin VEIJER	NED	Liqui Moly Husqvarna Intact GP	HUSQVARNA	1'43.816	3	5	1.170 0.062	215.8
7	19 Scott OGDEN	GBR	VisionTrack Racing Team	HONDA	1'43.879	2	6	1.233 0.063	214.4
8	18 Matteo BERTELLE	ITA	Rivacold Snipers Team	HONDA	1'43.966	2	6	1.320 0.087	215.8
9	27 Kaito TOBA	JPN	SIC58 Squadra Corse	HONDA	1'44.031	4	7	1.385 0.065	213.9
10	24 Tatsuki SUZUKI	JPN	Leopard Racing	HONDA	1'44.061	3	6	1.415 0.030	215.3
11	80 David ALONSO	COL	Gaviota GASGAS Aspar M3	GASGAS	1'44.181	2	6	1.535 0.120	216.3
12	70 Joshua WHATLEY	GBR	VisionTrack Racing Team	HONDA	1'44.410	3	6	1.764 0.229	213.9
13	22 Ana CARRASCO	SPA	BOE Motorsports	KTM	1'44.478	2	6	1.832 0.068	217.2

Practice condition: Dry

Air: 19°

Humidity: 70%

Ground: 31°

Fastest Lap:	Lap: 6	Andrea MIGNO	1'42.646	146.7 Km/h
Best Race Lap:	2020	Celestino VIETTI	1'41.690	148.1 Km/h
All Time Lap Record:	2020	Jaume MASIA	1'41.399	148.5 Km/h

The results are provisional until the end of the limit for protest and appeals.


Time limit for protest expires 30' after publication of the results - Time:

These data/results cannot be reproduced, stored and/or transmitted in whole or in part by any manner of electronic, mechanical, photocopying, recording, broadcasting or otherwise now known or herein after developed without the previous express consent by the copyright owner, except for reproduction in daily press and regular printed publications on sale to the public within 60 days of the event related to those data/results and always provided that copyright symbol appears together as follows below.

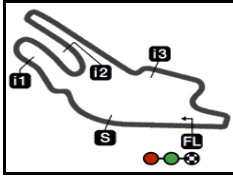
© DORNA, 2023

Official MotoGP Timing by TISSOT
www.motogp.com**Le Mans, Saturday, May 13, 2023**

Le Mans

Results and timing service provided by 

Moto3™



4185 m.

SHARK GRAND PRIX DE FRANCE

Qualifying Nr. 1

Top Speed & Average

21A



Rider	Nation	Motorcycle	Top 5 speeds					Average	Top
38 David SALVADOR	SPA	KTM	220.6	217.2	216.7	215.3		217.5	220.6
22 Ana CARRASCO	SPA	KTM	217.2	216.3	214.4	213.9		215.5	217.2
80 David ALONSO	COL	GASGAS	216.3	215.8	213.0	205.1		212.6	216.3
82 Stefano NEPA	ITA	KTM	216.3	215.8	215.3	212.1	211.2	214.1	216.3
18 Matteo BERTELLE	ITA	HONDA	215.8	213.9	213.5	210.8		213.5	215.8
95 Collin VEIJER	NED	HUSQVARNA	215.8	214.4	213.5	213.5		214.3	215.8
24 Tatsuki SUZUKI	JPN	HONDA	215.3	213.5	213.0	212.6		213.6	215.3
54 Riccardo ROSSI	ITA	HONDA	215.3	214.4	213.9	212.1		213.9	215.3
16 Andrea MIGNO	ITA	KTM	214.9	214.9	214.9	213.9		214.7	214.9
72 Taiyo FURUSATO	JPN	HONDA	214.9	214.9	214.9	212.1		214.2	214.9
19 Scott OGDEN	GBR	HONDA	214.4	213.9	213.0	212.1		213.4	214.4
27 Kaito TOBA	JPN	HONDA	213.9	213.9	213.0	212.6	211.2	212.9	213.9
70 Joshua WHATLEY	GBR	HONDA	213.9	213.0	212.6	211.2		212.7	213.9

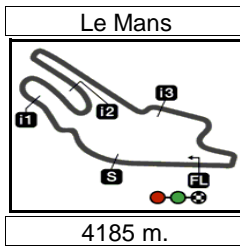
These data/results cannot be reproduced, stored and/or transmitted in whole or in part by any manner of electronic, mechanical, photocopying, recording, broadcasting or otherwise now known or herein after developed without the previous express consent by the copyright owner, except for reproduction in daily press and regular printed publications on sale to the public within 60 days of the event related to those data/results and always provided that copyright symbol appears together as follows below.

© DORNA, 2023

Official MotoGP Timing by TISSOT
www.motogp.com

Le Mans, Saturday, May 13, 2023





SHARK GRAND PRIX DE FRANCE

Qualifying Nr. 1

Chronological Analysis of Performances

22A

* Lap / Sector time cancelled T1 Time from finish line to 1st intermediate T3 Time from 2nd intermed. to 3rd intermed.
P Crossing the finish line in pit lane T2 Time from 1st intermed. to 2nd intermed. T4 Time from 3rd intermediate to finish line

Lap	Lap Time	T1	T2	T3	T4	Speed	Lap	Lap Time	T1	T2	T3	T4	Speed		
1st	16	Andrea MIGNO CIP Green Power ITA						6th	95	Collin VEIJER Liqui Moly Husqvarna NED					
	Runs=2	Total laps=6	Full laps=3	Valid laps=3				Runs=2	Total laps=5	Full laps=2	Valid laps=2				
1	4'03.830	34.673	23.831	29.616	26.890		1	4'11.054	32.600	24.345	29.871	27.492			
2	1'43.832	24.810	22.928	29.342	26.752	214.9	2	1'44.403	24.960	23.090	29.451	26.902	213.5		
3	1'43.329	24.785	22.806	29.248	26.490	214.9	3	1'43.816	24.902	22.748	29.406	26.760	215.8		
4	1'53.093 P	28.38*	24.892	30.148*	29.668	213.9	4	1'45.829 P	24.905	22.765	29.347	28.812	213.5		
5	5'11.419	30.799	23.204	36.777	27.198		5	4'38.950	31.355	23.387	29.417	26.913			
6	1'42.646	24.704	22.563	29.000	26.379	214.9	unfinished	24.731	22.600			214.4			
2nd	82	Stefano NEPA Angeluss MTA Team ITA						7th	19	Scott OGDEN VisionTrack Racing T GBR					
	Runs=2	Total laps=7	Full laps=4	Valid laps=4				Runs=2	Total laps=6	Full laps=3	Valid laps=2				
1	2'02.707	33.046	24.025	30.040	27.163		1	4'02.143	37.838	23.921	29.644	26.808			
2	1'44.601	25.188	23.124	29.405	26.884	211.2	2	1'43.879	24.838	22.850	29.440	26.751	213.0		
3	1'45.831	25.026	22.937	29.455	28.413	212.1	3	1'46.163	25.336	23.271	29.829	27.727	214.4		
4	1'43.456	24.739	22.834	29.282	26.601	215.8	4	1'50.208 P	25.381	26.477	29.423*	28.927	213.9		
5	1'48.524 P	25.280	24.048	30.145	29.051	215.3	5	4'53.969	29.500	23.127	29.554	27.469			
6	5'31.438	30.718	23.295	43.957	27.530		6	1'43.422 *	24.850	22.793	29.277*	26.502*	212.1		
7	1'42.818	24.662	22.586	29.127	26.443	216.3									
3rd	54	Riccardo ROSSI SIC58 Squadra Corse ITA						8th	18	Matteo BERTELLE Rivacold Snipers Tea ITA					
	Runs=2	Total laps=6	Full laps=3	Valid laps=3				Runs=2	Total laps=6	Full laps=3	Valid laps=2				
1	3'54.606 *	31.655	24.124	29.644*	27.336		1	3'47.713	31.460	24.083	31.315	31.688			
2	1'44.269	25.070	23.071	29.321	26.807	213.9	2	1'43.966	25.021	22.865	29.398	26.682	213.5		
3	1'43.997	24.851	23.051	29.297	26.798	215.3	3	1'45.517	24.826	22.937	30.472	27.282	210.8		
4	1'50.867 P	26.56*	24.388	29.843*	30.073	212.1	4	1'46.127 P	24.739	23.348	29.627	28.413	213.9		
5	5'23.796	30.761	23.910				5	5'30.392	30.888	23.510	39.412	27.784			
6	1'43.211	24.830	22.812	29.029	26.540	214.4	6	1'42.988 *	24.563	22.845	29.112*	26.468*	215.8		
4th	38	David SALVADOR CIP Green Power SPA						9th	27	Kaito TOBA SIC58 Squadra Corse JPN					
	Runs=2	Total laps=6	Full laps=3	Valid laps=3				Runs=2	Total laps=7	Full laps=4	Valid laps=3				
1	4'02.526 *	34.441	23.691	29.694*	27.059		1	3'52.935 *	31.320	24.014	29.572*	27.477			
2	1'43.658	24.751	22.719	29.381	26.807	216.7	2	1'44.917	25.178	23.147	29.660	26.932	212.6		
3	1'44.012	24.872	23.078	29.338	26.724	220.6	3	1'46.835	24.962	23.147	31.503	27.223	213.0		
4	1'50.012 P	27.47*	24.855	29.352*	28.335	215.3	4	1'44.031	24.910	22.890	29.384	26.847	213.9		
5	5'15.489	30.794	24.513	38.718	27.195		5	1'47.470 P	24.968	23.056	29.534*	29.912	211.2		
6	1'43.376	24.656	22.768	29.300	26.652	217.2	6	3'21.707 *	28.749	23.604	28.856*	27.034			
							7	1'43.458 *	24.694	22.805	29.199*	26.760*	213.9		
5th	72	Taiyo FURUSATO Honda Team Asia JPN						10th	24	Tatsuki SUZUKI Leopard Racing JPN					
	Runs=2	Total laps=6	Full laps=3	Valid laps=1				Runs=2	Total laps=6	Full laps=3	Valid laps=1				
1	3'48.523 *	29.753	23.840	29.530*	28.866		1	4'01.062 *	33.677	23.706	29.627*	27.284			
2	1'43.889 *	24.929	22.938	29.093*	26.929	214.9	2	1'44.540 *	25.143	22.922	29.518*	26.957	212.6		
3	1'43.754	24.871	22.908	29.368	26.607	214.9	3	1'44.061	24.932	22.877	29.446	26.806	215.3		
4	1'48.551 P	26.02*	23.511	29.585	29.426	212.1	4	1'49.153 P	27.70*	24.172	29.329*	27.952	213.5		
5	5'28.674 *	29.475	23.778	38.502*	27.946*		5	4'56.678 *	29.119	23.305	29.604*	27.100			
6	1'43.159 *	24.758	22.805	29.098*	26.498*	214.9	6	1'43.886 *	24.968	22.858	29.359*	26.701*	213.0		

Fastest Lap: Andrea MIGNO CIP Green Power ITA **1'42.646** 24.704 22.563 29.000 26.379

These data/results cannot be reproduced, stored and/or transmitted in whole or in part by any manner of electronic, mechanical, photocopying, recording, broadcasting or otherwise now known or herein after developed without the previous express consent by the copyright owner, except for reproduction in daily press and regular printed publications on sale to the public within 60 days of the event related to those data/results and always provided that copyright symbol appears together as follows below.
© DORNA, 2023



Qualifying Nr. 1

Moto3

Lap	Lap Time	T1	T2	T3	T4	Speed	Lap	Lap Time	T1	T2	T3	T4	Speed
-----	----------	----	----	----	----	-------	-----	----------	----	----	----	----	-------

11th		80	David ALONSO	Gaviota GASGAS Asp COL		
		Runs=2	Total laps=6	Full laps=3	Valid laps=1	
1	4'01.473	38.429	23.661	29.708	27.074	
2	1'44.181	24.904	23.020	29.405	26.852	215.8
3	1'46.036 *	26.00 *	23.245	29.823	26.967	205.1
4	1'49.415 P	25.916	24.794	29.742*	28.963	216.3
5	5'10.571 *	30.451	23.120	35.448*	27.060	
6	1'43.603 *	24.930	22.787	29.054*	26.832*	213.0

12th		70	Joshua WHATLEY	VisionTrack Racing T GBR		
		Runs=2	Total laps=6	Full laps=3	Valid laps=2	
1	4'03.214	33.532	24.208	37.916	28.888	
2	1'45.016	25.282	23.261	29.720	26.753	211.2
3	1'44.410	24.888	23.039	29.705	26.778	213.9
4	1'51.083 P	25.043	25.414	31.056*	29.570	213.0
5	5'08.339 *	30.984	23.902	29.286*	40.608*	
6	1'44.145 *	25.018	22.912	29.411*	26.804*	212.6

13th		22	Ana CARRASCO	BOE Motorsports SPA		
		Runs=2	Total laps=6	Full laps=3	Valid laps=2	
1	3'53.796	32.182	24.271	32.368	27.257	
2	1'44.478	24.890	22.993	29.791	26.804	213.9
3	1'45.259	24.798	23.038	30.712	26.711	216.3
4	1'49.648 P	25.003	23.807	30.182	30.656	214.4
5	5'21.083 *	31.185	23.280	39.009*	29.307	
6	1'43.424 *	24.623	22.856	29.384*	26.561*	217.2

Fastest Lap:	Andrea MIGNO	CIP Green Power	ITA	1'42.646	24.704	22.563	29.000	26.379
---------------------	--------------	-----------------	-----	-----------------	--------	--------	--------	--------

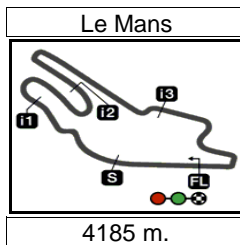
These data/results cannot be reproduced, stored and/or transmitted in whole or in part by any manner of electronic, mechanical, photocopying, recording, broadcasting or otherwise now known or herein after developed without the previous express consent by the copyright owner, except for reproduction in daily press and regular printed publications on sale to the public within 60 days of the event related to those data/results and always provided that copyright symbol appears together as follows below.
© DORNA, 2023

Official MotoGP Timing by TISSOT
www.motogp.com

Le Mans, Saturday, May 13, 2023

Page 2 of 2





Results and timing service provided by **TISSOT**

Moto3™

SHARK GRAND PRIX DE FRANCE

After the Qualifying Nr. 2

Event Best Maximum Speed



Rider	Nation	Team	Motorcycle	Km/h	
10 Diogo MOREIRA	BRA	MT Helmets - MSI	KTM	222.5	Qualifying Nr. 2
96 Daniel HOLGADO	SPA	Red Bull KTM Tech3	KTM	221.6	Practice Nr. 2
48 Ivan ORTOLÁ	SPA	Angeluss MTA Team	KTM	221.1	Qualifying Nr. 2
53 Deniz ÖNCÜ	TUR	Red Bull KTM Ajo	KTM	221.1	Qualifying Nr. 2
38 David SALVADOR	SPA	CIP Green Power	KTM	220.6	Qualifying Nr. 1
66 Joel KELSO	AUS	CFMOTO Racing PruestelGP	CFMOTO	220.6	Practice Nr. 1
99 José Antonio RUEDA	SPA	Red Bull KTM Ajo	KTM	220.6	Qualifying Nr. 2
16 Andrea MIGNO	ITA	CIP Green Power	KTM	219.6	Qualifying Nr. 2
82 Stefano NEPA	ITA	Angeluss MTA Team	KTM	219.1	Qualifying Nr. 2
71 Ayumu SASAKI	JPN	Liqui Moly Husqvarna Intact GP	HUSQVARNA	219.1	Practice Nr. 1
63 Syarifuddin AZMAN	MAL	MT Helmets - MSI	KTM	219.1	Qualifying Nr. 2
6 Ryusei YAMANAKA	JPN	Gaviota GASGAS Aspar M3	GASGAS	218.6	Qualifying Nr. 2
43 Xavier ARTIGAS	SPA	CFMOTO Racing PruestelGP	CFMOTO	218.6	Practice Nr. 2
55 Romano FENATI	ITA	Rivacold Snipers Team	HONDA	218.6	Practice Nr. 2
72 Taiyo FURUSATO	JPN	Honda Team Asia	HONDA	218.6	Qualifying Nr. 2
80 David ALONSO	COL	Gaviota GASGAS Aspar M3	GASGAS	217.7	Practice Nr. 2
27 Kaito TOBA	JPN	SIC58 Squadra Corse	HONDA	217.7	Practice Nr. 1
22 Ana CARRASCO	SPA	BOE Motorsports	KTM	217.2	Qualifying Nr. 1
54 Riccardo ROSSI	ITA	SIC58 Squadra Corse	HONDA	217.2	Practice Nr. 1
5 Jaume MASIA	SPA	Leopard Racing	HONDA	216.7	Qualifying Nr. 2
19 Scott OGDEN	GBR	VisionTrack Racing Team	HONDA	216.7	Practice Nr. 2
18 Matteo BERTELLE	ITA	Rivacold Snipers Team	HONDA	216.7	Practice Nr. 2
7 Filippo FARIOLI	ITA	Red Bull KTM Tech3	KTM	215.8	Practice Nr. 2
95 Collin VEIJER	NED	Liqui Moly Husqvarna Intact GP	HUSQVARNA	215.8	Qualifying Nr. 1
24 Tatsuki SUZUKI	JPN	Leopard Racing	HONDA	215.3	Qualifying Nr. 1
70 Joshua WHATLEY	GBR	VisionTrack Racing Team	HONDA	214.9	Practice Nr. 2
64 Mario AJI	INA	Honda Team Asia	HONDA	213.0	Practice Nr. 2

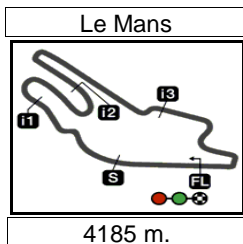
These data/results cannot be reproduced, stored and/or transmitted in whole or in part by any manner of electronic, mechanical, photocopying, recording, broadcasting or otherwise now known or herein after developed without the previous express consent by the copyright owner, except for reproduction in daily press and regular printed publications on sale to the public within 60 days of the event related to those data/results and always provided that copyright symbol appears together as follows below.

© DORNA, 2023

Official MotoGP Timing by TISSOT
www.motogp.com

Le Mans, Saturday, May 13, 2023





Results and timing service provided by **TISSOT**

Revised

Moto3™

SHARK GRAND PRIX DE FRANCE

Qualifying Nr. 1

Best Partial Times

IT Ideal Lap Time, sum of the best partial times

BT Best Lap Time


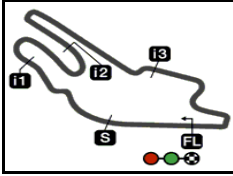
T1			T2			T3			T4				
<i>Pos</i>	<i>Rider</i>	<i>Time</i>	<i>Rider</i>	<i>Time</i>	<i>Rider</i>	<i>Time</i>	<i>Rider</i>	<i>Time</i>	<i>Pos</i>	<i>Rider</i>	<i>IT</i>	<i>BT</i>	
1	M.BERTELLE	24.563	A.MIGNO	22.563	A.MIGNO	29.000	A.MIGNO	26.379	1	A.MIGNO	1'42.646	1'42.646	(1)
2	A.CARRASCO	24.623	S.NEPA	22.586	R.ROSSI	29.029	S.NEPA	26.443	2	S.NEPA	1'42.818	1'42.818	(2)
3	D.SALVADOR	24.656	C.VEIJER	22.600	S.NEPA	29.127	R.ROSSI	26.540	3	R.ROSSI	1'43.211	1'43.211	(3)
4	S.NEPA	24.662	D.SALVADOR	22.719	D.SALVADOR	29.300	T.FURUSATO	26.607	4	D.SALVADOR	1'43.327	1'43.376	(4)
5	K.TOBA	24.694	D.ALONSO	22.787	C.VEIJER	29.347	D.SALVADOR	26.652	5	C.VEIJER	1'43.438	1'43.816	(6)
6	A.MIGNO	24.704	S.OGDEN	22.793	T.FURUSATO	29.368	M.BERTELLE	26.682	6	M.BERTELLE	1'43.488	1'43.966	(8)
7	C.VEIJER	24.731	K.TOBA	22.805	K.TOBA	29.384	A.CARRASCO	26.711	7	T.FURUSATO	1'43.538	1'43.754	(5)
8	T.FURUSATO	24.758	T.FURUSATO	22.805	M.BERTELLE	29.398	S.OGDEN	26.751	8	K.TOBA	1'43.730	1'44.031	(9)
9	R.ROSSI	24.830	R.ROSSI	22.812	D.ALONSO	29.405	J.WHATLEY	26.753	9	S.OGDEN	1'43.822	1'43.879	(7)
10	S.OGDEN	24.838	M.BERTELLE	22.845	S.OGDEN	29.440	C.VEIJER	26.760	10	D.ALONSO	1'43.948	1'44.181	(11)
11	J.WHATLEY	24.888	A.CARRASCO	22.856	T.SUZUKI	29.446	T.SUZUKI	26.806	11	A.CARRASCO	1'43.981	1'44.478	(13)
12	D.ALONSO	24.904	T.SUZUKI	22.858	J.WHATLEY	29.705	K.TOBA	26.847	12	T.SUZUKI	1'44.042	1'44.061	(10)
13	T.SUZUKI	24.932	J.WHATLEY	22.912	A.CARRASCO	29.791	D.ALONSO	26.852	13	J.WHATLEY	1'44.258	1'44.410	(12)

These data/results cannot be reproduced, stored and/or transmitted in whole or in part by any manner of electronic, mechanical, photocopying, recording, broadcasting or otherwise now known or herein after developed without the previous express consent by the copyright owner, except for reproduction in daily press and regular printed publications on sale to the public within 60 days of the event related to those data/results and always provided that copyright symbol appears together as follows below.
© DORNA, 2023

Official MotoGP Timing by **TISSOT**
www.motogp.com




Le Mans

Results and timing service provided by **Moto3™**

4185 m.

SHARK GRAND PRIX DE FRANCE**Qualifying Nr. 1****Fastest Laps Sequence**

<i>Practice Time</i>	 <i>Rider</i>	<i>Nation</i>	<i>Motorcycle</i>	<i>Time</i>	<i>Km/h</i>	<i>Rider's Lap</i>
3'47.308	82 Stefano NEPA	ITA	KTM	1'44.601	144.0	2
5'31.679	18 Matteo BERTELLE	ITA	HONDA	1'43.966	144.9	2
5'46.022	19 Scott OGDEN	GBR	HONDA	1'43.879	145.0	2
5'46.184	38 David SALVADOR	SPA	KTM	1'43.658	145.3	2
7'16.595	82 Stefano NEPA	ITA	KTM	1'43.456	145.6	4
7'30.991	16 Andrea MIGNO	ITA	KTM	1'43.329	145.8	3
16'18.149	16 Andrea MIGNO	ITA	KTM	1'42.646	146.7	6

These data/results cannot be reproduced, stored and/or transmitted in whole or in part by any manner of electronic, mechanical, photocopying, recording, broadcasting or otherwise now known or herein after developed without the previous express consent by the copyright owner, except for reproduction in daily press and regular printed publications on sale to the public within 60 days of the event related to those data/results and always provided that copyright symbol appears together as follows below.

© DORNA, 2023

Official MotoGP Timing by **TISSOT**
www.motogp.com

Le Mans, Saturday, May 13, 2023*moto3™*