

Results and timing service provided by **TISSOT**

**Moto3™**

**SHARK GRAND PRIX DE FRANCE**

**Race**

**Classification after 20 laps = 83.7 km**

**29**

Pos	Rider	Nation	Team	Motorcycle	Total Time	Km/h	Gap
1	25 96 Daniel HOLGADO	SPA	Red Bull KTM Tech3	KTM	<b>34'07.176</b>	147.1	
2	20 71 Ayumu SASAKI	JPN	Liqui Moly Husqvarna Intact GP	HUSQVARNA	<b>34'07.326</b>	147.1	0.150
3	16 5 Jaume MASIA	SPA	Leopard Racing	HONDA	<b>34'08.122</b>	147.1	0.946
4	13 48 Ivan ORTOLÁ	SPA	Angeluss MTA Team	KTM	<b>34'08.289</b>	147.1	1.113
5	11 6 Ryusei YAMANAKA	JPN	Gaviota GASGAS Aspar M3	GASGAS	<b>34'09.585</b>	147.0	2.409
6	10 53 Deniz ÖNCÜ	TUR	Red Bull KTM Ajo	KTM	<b>34'09.697</b>	147.0	2.521
7	9 43 Xavier ARTIGAS	SPA	CFMOTO Racing PruestelGP	CFMOTO	<b>34'10.456</b>	146.9	3.280
8	8 80 David ALONSO	COL	Gaviota GASGAS Aspar M3	GASGAS	<b>34'16.548</b>	146.5	9.372
9	7 99 José Antonio RUEDA	SPA	Red Bull KTM Ajo	KTM	<b>34'19.106</b>	146.3	11.930
10	6 82 Stefano NEPA	ITA	Angeluss MTA Team	KTM	<b>34'21.494</b>	146.1	14.318
11	5 66 Joel KELSO	AUS	CFMOTO Racing PruestelGP	CFMOTO	<b>34'21.614</b>	146.1	14.438
12	4 27 Kaito TOBA	JPN	SIC58 Squadra Corse	HONDA	<b>34'21.782</b>	146.1	14.606
13	3 24 Tatsuki SUZUKI	JPN	Leopard Racing	HONDA	<b>34'22.253</b>	146.1	15.077
14	2 38 David SALVADOR	SPA	CIP Green Power	KTM	<b>34'24.113</b>	145.9	16.937
15	1 95 Collin VEIJER	NED	Liqui Moly Husqvarna Intact GP	HUSQVARNA	<b>34'24.145</b>	145.9	16.969
16	54 Riccardo ROSSI	ITA	SIC58 Squadra Corse	HONDA	<b>34'26.235</b>	145.8	19.059
17	18 Matteo BERTELLE	ITA	Rivacold Snipers Team	HONDA	<b>34'26.289</b>	145.8	19.113
18	7 Filippo FARIOLI	ITA	Red Bull KTM Tech3	KTM	<b>34'26.586</b>	145.8	19.410
19	55 Romano FENATI	ITA	Rivacold Snipers Team	HONDA	<b>34'26.841</b>	145.7	19.665
20	22 Ana CARRASCO	SPA	BOE Motorsports	KTM	<b>34'37.545</b>	145.0	30.369
21	64 Mario AJI	INA	Honda Team Asia	HONDA	<b>34'37.717</b>	145.0	30.541
22	70 Joshua WHATLEY	GBR	VisionTrack Racing Team	HONDA	<b>34'37.970</b>	145.0	30.794

**Not classified**

72 Taiyo FURUSATO	JPN	Honda Team Asia	HONDA	<b>32'38.914</b>	146.1	1 lap
10 Diogo MOREIRA	BRA	MT Helmets - MSI	KTM	<b>17'07.772</b>	146.5	10 laps
19 Scott OGDEN	GBR	VisionTrack Racing Team	HONDA	<b>13'51.159</b>	145.0	12 laps
16 Andrea MIGNO	ITA	CIP Green Power	KTM	<b>10'19.670</b>	145.8	14 laps
63 Syarifuddin AZMAN	MAL	MT Helmets - MSI	KTM	<b>3'30.988</b>	142.8	18 laps

**Race condition: Dry**

Air: 14°  
Humidity: 79%  
Ground: 24°

**Pole Position:**

**Fastest Lap (New record):**

**Best Race Lap:**

**All Time Lap Record:**

	<b>Ayumu SASAKI</b>	<b>1'41.630</b>	148.2 Km/h
Lap 18	<b>Ayumu SASAKI</b>	<b>1'41.476</b>	148.4 Km/h
2020	<b>Celestino VIETTI</b>	<b>1'41.690</b>	148.1 Km/h
2020	<b>Jaume MASIA</b>	<b>1'41.399</b>	148.5 Km/h

10:45'00

11:00'04

11:02'52

11:03'58

11:07'59 Syarifuddin AZMAN

11:14'52 Andrea MIGNO

11:17'41 Scott OGDEN

11:18'58 **Mario AJI**

11:21'34 Diogo MOREIRA

11:23'17 **Mario AJI**

11:36'49 Taiyo FURUSATO

**SIGHTING LAP START**

**WARM UP LAP START**

**RACE START**

**No jump starts**

crashed out - Rider OK

crashed out - Rider OK

crashed out - Rider OK

**long lap penalty due to shortcut at T9**

crashed out - Rider OK

**long lap penalty - COMPLETED**

crashed out - Rider OK

The results are provisional until the end of the limit for protest and appeals.

Time limit for protest expires 30' after publication of the results - ..... Time: .....

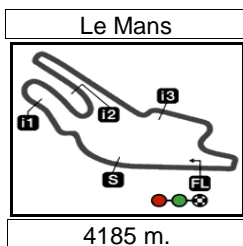
These data/results cannot be reproduced, stored and/or transmitted in whole or in part by any manner of electronic, mechanical, photocopying, recording, broadcasting or otherwise now known or herein after developed without the previous express consent by the copyright owner, except for reproduction in daily press and regular printed publications on sale to the public within 60 days of the event related to those data/results and always provided that copyright symbol appears together as follows below.

© DORNA, 2023

Official MotoGP Timing by **TISSOT**  
www.motogp.com

**Le Mans, Sunday, May 14, 2023**





Results and timing service provided by **TISSOT**

## SHARK GRAND PRIX DE FRANCE

Moto3™

### World Championship Classification

**30**

Rider		Points	Leader	Previous	POR	ARG	AME	SPA	FRA	ITA	GER	NED	GBR	AUT	CAT	RSM	IND	JPN	INA	AUS	THA	MAL	QAT	VAL
1	HOLGADO Daniel	SPA	<b>84</b>			25	13	11	10	25														
2	ORTOLÁ Ivan	SPA	<b>63</b>	21	21	-	0	25	25	13														
3	MASIA Jaume	SPA	<b>63</b>	21	0	11	-	20	16	16														
4	MOREIRA Diogo	BRA	<b>55</b>	29	8	16	20	13	6	-														
5	ARTIGAS Xavier	SPA	<b>50</b>	34	5	8	8	16	9	9														
6	SASAKI Ayumu	JPN	<b>43</b>	41	7	10	-	-	13	20														
7	SUZUKI Tatsuki	JPN	<b>38</b>	46	5	2	25	-	8	3														
8	ALONSO David	COL	<b>38</b>	46	0	-	2	8	20	8														
9	RUEDA José Antonio	SPA	<b>37</b>	47	1	13	0	6	11	7														
10	ÖNCÜ Deniz	TUR	<b>33</b>	51	4	6	0	10	7	10														
11	NEPA Stefano	ITA	<b>26</b>	58	7	9	10	-	1	6														
12	YAMANAKA Ryusei	JPN	<b>25</b>	59	1	0	7	7	0	11														
13	TOBA Kaito	JPN	<b>23</b>	61	2	5	9	5	-	4														
14	MUÑOZ David	SPA	<b>20</b>	64	3	20	0	-	-	-														
15	SALVADOR David	SPA	<b>20</b>	64	0	3	6	9	-	2														
16	OGDEN Scott	GBR	<b>17</b>	67	3	-	11	2	4	-														
17	MIGNO Andrea	ITA	<b>16</b>	68	1	-	16	0	0	-														
18	KELSO Joel	AUS	<b>12</b>	72	4	7	-	-	0	5														
19	FENATI Romano	ITA	<b>8</b>	76	4	0	3	0	5	0														
20	VEIJER Collin	NED	<b>8</b>	76	0	4	0	3	0	1														
21	BERTELLE Matteo	ITA	<b>7</b>	77	1	0	4	-	3	0														
22	AZMAN Syarifuddin	MAL	<b>5</b>	79	2	0	5	-	0	-														

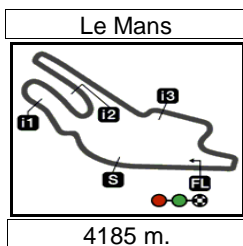
These data/results cannot be reproduced, stored and/or transmitted in whole or in part by any manner of electronic, mechanical, photocopying, recording, broadcasting or otherwise now known or herein after developed without the previous express consent by the copyright owner, except for reproduction in daily press and regular printed publications on sale to the public within 60 days of the event related to those data/results and always provided that copyright symbol appears together as follows below.  
© DORNA, 2023

Official MotoGP Timing by **TISSOT**  
www.motogp.com

Le Mans, Sunday, May 14, 2023

Page 1 of 3





Results and timing service provided by **TISSOT**

## SHARK GRAND PRIX DE FRANCE

Moto3™

### World Championship Classification

30

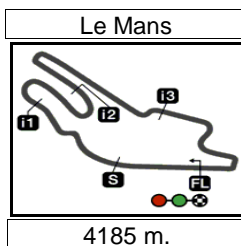
Rider	Points	Leader	Previous	POR	ARG	AME	SPA	FRA	ITA	GER	NED	GBR	AUT	CAT	RSM	IND	JPN	INA	AUS	THA	MAL	QAT	VAL
23 <b>AJI Mario</b>	INA	4	80	1	0	-	4	0	0														
24 <b>FARIOLI Filippo</b>	ITA	2	82	2	-	0	0	2	0														
25 <b>ROSSI Riccardo</b>	ITA	2	82	0	1	-	1	-	0														
26 <b>WHATLEY Joshua</b>	GBR	1	83	1	0	1	-	0	0														
27 <b>FURUSATO Taiyo</b>	JPN	0	84	1	0	0	0	0	-														
28 <b>ALMANSA David</b>	SPA	0	84	0	-	0	0	0	-														
29 <b>CARRASCO Ana</b>	SPA	0	84	0	0	0	0	0	0														

These data/results cannot be reproduced, stored and/or transmitted in whole or in part by any manner of electronic, mechanical, photocopying, recording, broadcasting or otherwise now known or herein after developed without the previous express consent by the copyright owner, except for reproduction in daily press and regular printed publications on sale to the public within 60 days of the event related to those data/results and always provided that copyright symbol appears together as follows below.  
© DORNA, 2023

Official MotoGP Timing by **TISSOT**  
www.motogp.com

Le Mans, Sunday, May 14, 2023





Results and timing service provided by TISSOT

## SHARK GRAND PRIX DE FRANCE

Moto3™

### World Championship Classification

30

Constructor		Points	Leader	Previous	POR	ARG	AME	SPA	FRA	ITA	GER	NED	GBR	AUT	CAT	RSM	IND	JPN	INA	AUS	THA	MAL	QAT	VAL
1	KTM	120			25	20	25	25	25															
2	HONDA	88	32	32	11	25	20	16	16															
3	CFMOTO	50	70	38	8	8	16	9	9															
4	HUSQVARNA	46	74	4	10	-	3	13	20															
5	GASGAS	46	74	0	-	7	8	20	11															

Team		Points	Leader	Previous	POR	ARG	AME	SPA	FRA	ITA	GER	NED	GBR	AUT	CAT	RSM	IND	JPN	INA	AUS	THA	MAL	QAT	VAL
1	LEOPARD RACING	101			13	25	20	24	19															
2	ANGELUSS MTA TEAM	89	12	12	9	10	25	26	19															
3	RED BULL KTM TECH3	86	15	3	25	13	11	12	25															
4	RED BULL KTM AJO	70	31	16	19	-	16	18	17															
5	GAVIOTA GASGAS ASPAR M3	63	38	7	-	9	15	20	19															
6	CFMOTO RACING PRUESTELGP	62	39	1	15	8	16	9	14															
7	MT HELMETS - MSI	60	41	2	16	25	13	6	-															
8	LIQUI MOLY HUSQVARNA INTACT GP	51	50	9	14	-	3	13	21															
9	CIP GREEN POWER	36	65	15	3	22	9	-	2															
10	SIC58 SQUADRA CORSE	25	76	11	6	9	6	-	4															
11	BOE MOTORSPORTS	20	81	5	20	-	-	-	-															
12	VISIONTRACK RACING TEAM	18	83	2	-	12	2	4	-															
13	RIVACOLD SNIPERS TEAM	15	86	3	-	7	-	8	-															
14	HONDA TEAM ASIA	4	97	11	-	-	4	-	-															

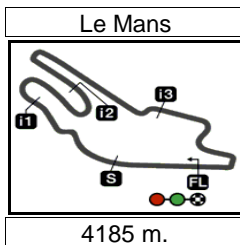
These data/results cannot be reproduced, stored and/or transmitted in whole or in part by any manner of electronic, mechanical, photocopying, recording, broadcasting or otherwise now known or herein after developed without the previous express consent by the copyright owner, except for reproduction in daily press and regular printed publications on sale to the public within 60 days of the event related to those data/results and always provided that copyright symbol appears together as follows below.

© DORNA, 2023

Official MotoGP Timing by TISSOT  
www.motogp.com

Le Mans, Sunday, May 14, 2023





Results and timing service provided by **TISSOT**

**Moto3™**

**SHARK GRAND PRIX DE FRANCE**

**Race**

**Lap Chart**

**31**

Pos	1	2	3	4	5	6	7	8	9	10	11	12	13	14	15	16	17	18	19	20	21	22	23	24	25	26	27
Grid	71	10	96	53	16	48	5	43	55	63	99	38	82	6	72	66	7	64	95	19	18	54	27	24	80	70	22



1	96	71	10	53	16	5	48	43	38	6	63	72	99	27	64	55	82	18	80	7	66	24	95	19	54	70	22
2	96	71	53	10	5	48	16	43	38	6	63	72	99	27	82	80	7	18	66	24	64	95	19	54	70	55	22
3	96	71	53	10	5	48	43	16	38	6	99	72	80	27	82	7	66	24	18	64	95	19	54	55	70	22	
4	96	71	53	10	5	48	43	16	38	6	99	80	72	27	82	66	7	24	18	64	19	95	55	54	70	22	
5	96	71	53	10	48	5	43	16	38	6	99	80	27	82	72	66	7	24	18	64	19	95	55	54	70	22	
6	96	71	53	10	48	5	43	16	6	38	99	80	27	82	72	66	24	7	18	64	19	95	55	54	70	22	
7	96	71	53	48	10	5	43	6	38	99	80	82	27	66	72	7	24	18	95	55	19	64	54	22	70		
8	96	71	53	48	10	5	43	6	38	99	80	82	66	27	72	7	24	95	55	18	19	64	54	22	70		
9	96	71	53	48	10	5	43	6	99	80	38	82	66	27	72	24	7	95	55	18	54	64	22	70			
10	96	71	53	48	5	10	43	6	99	80	38	82	66	27	72	24	95	7	55	18	54	64	22	70			
L	11	96	71	53	48	5	43	6	99	80	38	82	66	27	72	24	95	7	55	18	54	64	22	70			
a	12	96	71	53	5	48	43	6	80	99	38	82	66	27	72	24	95	7	55	18	54	64	22	70			
P	13	96	71	53	5	48	43	6	80	99	38	82	66	27	72	24	95	55	18	7	54	22	64	70			
S	14	96	71	53	5	48	43	6	80	99	38	82	66	27	72	24	95	55	7	18	54	22	64	70			
	15	96	71	5	53	48	43	6	80	99	82	66	38	27	72	24	95	18	55	7	54	22	64	70			
	16	96	5	71	53	48	43	6	80	99	82	66	38	27	72	24	95	18	55	7	54	22	64	70			
	17	96	5	71	48	53	43	6	80	99	82	66	38	27	72	24	95	18	55	54	7	22	70	64			
	18	96	71	5	48	53	6	43	80	99	82	66	27	72	24	38	95	55	54	18	7	22	70	64			
	19	96	71	5	48	53	6	43	80	99	82	66	72	27	24	38	95	54	18	55	7	22	70	64			
	20	96	71	5	48	6	53	43	80	99	82	66	27	24	38	95	54	18	7	55	22	64	70				

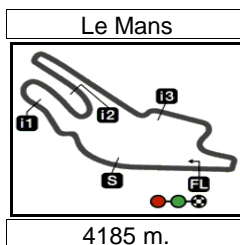
○ Winner    □ Lapped rider

These data/results cannot be reproduced, stored and/or transmitted in whole or in part by any manner of electronic, mechanical, photocopying, recording, broadcasting or otherwise now known or herein after developed without the previous express consent by the copyright owner, except for reproduction in daily press and regular printed publications on sale to the public within 60 days of the event related to those data/results and always provided that copyright symbol appears together as follows below.  
© DORNA, 2023

Official MotoGP Timing by **TISSOT**  
www.motogp.com

**Le Mans, Sunday, May 14, 2023**





Results and timing service provided by TISSOT

Moto3™

## SHARK GRAND PRIX DE FRANCE

Race

Fastest Lap of Each Rider

32

Rider	Nation	Team	Motorcycle	Time	Lap Total	Gap
1 71 Ayumu SASAKI	JPN	Liqui Moly Husqvarna Intact GP	HUSQVARNA	<b>1'41.476</b>	18 20	
2 48 Ivan ORTOLÁ	SPA	Angeluss MTA Team	KTM	<b>1'41.533</b>	18 20	0.057 0.057
3 5 Jaume MASIA	SPA	Leopard Racing	HONDA	<b>1'41.605</b>	19 20	0.129 0.072
4 96 Daniel HOLGADO	SPA	Red Bull KTM Tech3	KTM	<b>1'41.632</b>	18 20	0.156 0.027
5 53 Deniz ÖNCÜ	TUR	Red Bull KTM Ajo	KTM	<b>1'41.666</b>	18 20	0.190 0.034
6 6 Ryusei YAMANAKA	JPN	Gaviota GASGAS Aspar M3	GASGAS	<b>1'41.789</b>	16 20	0.313 0.123
7 43 Xavier ARTIGAS	SPA	CFMOTO Racing PruestelGP	CFMOTO	<b>1'41.915</b>	16 20	0.439 0.126
8 80 David ALONSO	COL	Gaviota GASGAS Aspar M3	GASGAS	<b>1'41.957</b>	8 20	0.481 0.042
9 99 José Antonio RUEDA	SPA	Red Bull KTM Ajo	KTM	<b>1'42.081</b>	8 20	0.605 0.124
10 10 Diogo MOREIRA	BRA	MT Helmets - MSI	KTM	<b>1'42.090</b>	9 10	0.614 0.009
11 38 David SALVADOR	SPA	CIP Green Power	KTM	<b>1'42.241</b>	7 20	0.765 0.151
12 16 Andrea MIGNO	ITA	CIP Green Power	KTM	<b>1'42.248</b>	6 6	0.772 0.007
13 66 Joel KELSO	AUS	CFMOTO Racing PruestelGP	CFMOTO	<b>1'42.305</b>	8 20	0.829 0.057
14 95 Collin VEIJER	NED	Liqui Moly Husqvarna Intact GP	HUSQVARNA	<b>1'42.339</b>	8 20	0.863 0.034
15 55 Romano FENATI	ITA	Rivacold Snipers Team	HONDA	<b>1'42.345</b>	8 20	0.869 0.006
16 7 Filippo FARIOLI	ITA	Red Bull KTM Tech3	KTM	<b>1'42.369</b>	7 20	0.893 0.024
17 82 Stefano NEPA	ITA	Angeluss MTA Team	KTM	<b>1'42.421</b>	7 20	0.945 0.052
18 24 Tatsuki SUZUKI	JPN	Leopard Racing	HONDA	<b>1'42.448</b>	9 20	0.972 0.027
19 54 Riccardo ROSSI	ITA	SIC58 Squadra Corse	HONDA	<b>1'42.457</b>	17 20	0.981 0.009
20 18 Matteo BERTELLE	ITA	Rivacold Snipers Team	HONDA	<b>1'42.458</b>	9 20	0.982 0.001
21 72 Taiyo FURUSATO	JPN	Honda Team Asia	HONDA	<b>1'42.464</b>	9 19	0.988 0.006
22 27 Kaito TOBA	JPN	SIC58 Squadra Corse	HONDA	<b>1'42.510</b>	9 20	1.034 0.046
23 19 Scott OGDEN	GBR	VisionTrack Racing Team	HONDA	<b>1'42.694</b>	5 8	1.218 0.184
24 63 Syarifuddin AZMAN	MAL	MT Helmets - MSI	KTM	<b>1'42.789</b>	2 2	1.313 0.095
25 64 Mario AJI	INA	Honda Team Asia	HONDA	<b>1'42.837</b>	8 20	1.361 0.048
26 22 Ana CARRASCO	SPA	BOE Motorsports	KTM	<b>1'42.898</b>	5 20	1.422 0.061
27 70 Joshua WHATLEY	GBR	VisionTrack Racing Team	HONDA	<b>1'43.010</b>	5 20	1.534 0.112

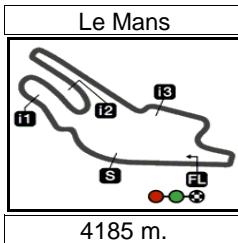
These data/results cannot be reproduced, stored and/or transmitted in whole or in part by any manner of electronic, mechanical, photocopying, recording, broadcasting or otherwise now known or herein after developed without the previous express consent by the copyright owner, except for reproduction in daily press and regular printed publications on sale to the public within 60 days of the event related to those data/results and always provided that copyright symbol appears together as follows below.

© DORNA, 2023

Official MotoGP Timing by TISSOT  
www.motogp.com

Le Mans, Sunday, May 14, 2023





Results and timing service provided by **TISSOT**

**Moto3™**

**SHARK GRAND PRIX DE FRANCE**

*After the Race*

**Event Best Maximum Speed**

**33**



Rider	Nation	Team	Motorcycle	Km/h
80 <b>David ALONSO</b>	COL	Gaviota GASGAS Aspar M3	GASGAS	<b>227.6</b> Race
18 <b>Matteo BERTELLE</b>	ITA	Rivacold Snipers Team	HONDA	<b>226.6</b> Race
82 <b>Stefano NEPA</b>	ITA	Angeluss MTA Team	KTM	<b>225.1</b> Race
5 <b>Jaume MASIA</b>	SPA	Leopard Racing	HONDA	<b>225.1</b> Race
95 <b>Collin VEIJER</b>	NED	Liqui Moly Husqvarna Intact GP	HUSQVARNA	<b>224.5</b> Race
66 <b>Joel KELSO</b>	AUS	CFMOTO Racing PruestelGP	CFMOTO	<b>224.5</b> Race
6 <b>Ryusei YAMANAKA</b>	JPN	Gaviota GASGAS Aspar M3	GASGAS	<b>224.0</b> Race
27 <b>Kaito TOBA</b>	JPN	SIC58 Squadra Corse	HONDA	<b>224.0</b> Race
10 <b>Diogo MOREIRA</b>	BRA	MT Helmets - MSI	KTM	<b>224.0</b> Race
24 <b>Tatsuki SUZUKI</b>	JPN	Leopard Racing	HONDA	<b>223.5</b> Race
71 <b>Ayumu SASAKI</b>	JPN	Liqui Moly Husqvarna Intact GP	HUSQVARNA	<b>223.5</b> Race
48 <b>Ivan ORTOLÁ</b>	SPA	Angeluss MTA Team	KTM	<b>223.5</b> Race
38 <b>David SALVADOR</b>	SPA	CIP Green Power	KTM	<b>223.0</b> Race
99 <b>José Antonio RUEDA</b>	SPA	Red Bull KTM Ajo	KTM	<b>223.0</b> Race
43 <b>Xavier ARTIGAS</b>	SPA	CFMOTO Racing PruestelGP	CFMOTO	<b>222.5</b> Race
54 <b>Riccardo ROSSI</b>	ITA	SIC58 Squadra Corse	HONDA	<b>222.5</b> Race
72 <b>Taiyo FURUSATO</b>	JPN	Honda Team Asia	HONDA	<b>222.0</b> Race
16 <b>Andrea MIGNO</b>	ITA	CIP Green Power	KTM	<b>222.0</b> Race
53 <b>Deniz ÖNCÜ</b>	TUR	Red Bull KTM Ajo	KTM	<b>221.6</b> Race
7 <b>Filippo FARIOLI</b>	ITA	Red Bull KTM Tech3	KTM	<b>221.6</b> Race
96 <b>Daniel HOLGADO</b>	SPA	Red Bull KTM Tech3	KTM	<b>221.6</b> Practice Nr. 2
19 <b>Scott OGDEN</b>	GBR	VisionTrack Racing Team	HONDA	<b>221.1</b> Race
63 <b>Syarifuddin AZMAN</b>	MAL	MT Helmets - MSI	KTM	<b>220.6</b> Race
22 <b>Ana CARRASCO</b>	SPA	BOE Motorsports	KTM	<b>220.1</b> Race
55 <b>Romano FENATI</b>	ITA	Rivacold Snipers Team	HONDA	<b>219.6</b> Race
70 <b>Joshua WHATLEY</b>	GBR	VisionTrack Racing Team	HONDA	<b>218.6</b> Race
64 <b>Mario AJI</b>	INA	Honda Team Asia	HONDA	<b>215.8</b> Race

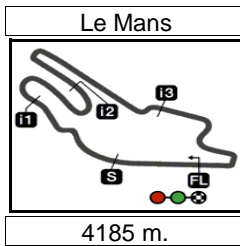
These data/results cannot be reproduced, stored and/or transmitted in whole or in part by any manner of electronic, mechanical, photocopying, recording, broadcasting or otherwise now known or herein after developed without the previous express consent by the copyright owner, except for reproduction in daily press and regular printed publications on sale to the public within 60 days of the event related to those data/results and always provided that copyright symbol appears together as follows below.

© DORNA, 2023

Official MotoGP Timing by TISSOT  
www.motogp.com

Le Mans, Sunday, May 14, 2023





Results and timing service provided by TISSOT

Moto3™

# SHARK GRAND PRIX DE FRANCE

Race

## Chronological Analysis of Performances

34

\* Lap / Sector time cancelled      T1 Time from finish line to 1st intermediate      T3 Time from 2nd intermed. to 3rd intermed.  
P Crossing the finish line in pit lane      T2 Time from 1st intermed. to 2nd intermed.      T4 Time from 3rd intermediate to finish line

Lap	Lap Time	T1	T2	T3	T4	Speed	Lap	Lap Time	T1	T2	T3	T4	Speed
<b>1st 96 Daniel HOLGADO</b> Red Bull KTM Tech3 SPA Runs=1 Total laps=20 Full laps=19 Valid laps=17							<b>3rd 5 Jaume MASIA</b> Leopard Racing SPA Runs=1 Total laps=20 Full laps=19 Valid laps=19						
1	1'46.269	27.958	22.755	29.170	26.386		1	1'47.085	28.716	22.735	29.079	26.555	
2	1'42.665	24.578	22.729	29.009	26.349	216.7	2	1'42.538	24.518	22.688	29.038	26.294	225.1
3	1'42.554	24.481	22.658	29.111	26.304	216.7	3	1'42.472	24.373	22.604	29.157	26.338	222.0
4	1'42.215	24.436	22.618	28.972	26.189	215.8	4	1'42.236	24.412	22.576	28.903	26.345	221.6
5	1'42.358	24.513	22.587	28.942	26.316	217.2	5	1'42.455	24.273	22.703	28.986	26.493	223.5
6	1'42.386 *	24.389	22.674*	29.007	26.316	217.7	6	1'42.408	24.384	22.556	29.020	26.448	223.0
7	1'42.236	24.422	22.574	28.960	26.280	217.2	7	1'42.133	24.282	22.577	29.055	26.219	222.0
8	1'42.041	24.402	22.534	28.912	26.193	216.7	8	1'42.150	24.350	22.547	29.027	26.226	221.1
9	1'42.127	24.353	22.566	28.908	26.300	216.7	9	1'42.102	24.334	22.605	28.928	26.235	222.0
10	1'42.252 *	24.367	22.613*	28.987	26.285	217.7	10	1'42.077	24.256	22.539	29.025	26.257	224.0
11	1'42.166	24.309	22.580	28.902	26.375	218.2	11	1'42.079	24.302	22.646	28.956	26.175	223.0
12	1'42.479	24.665	22.598	28.967	26.249	213.9	12	1'42.487	24.487	22.746	28.998	26.256	223.5
13	1'42.364	24.360	22.689	29.098	26.217	216.7	13	1'42.369	24.387	22.557	29.106	26.319	220.6
14	1'42.308	24.419	22.659	28.891	26.339	216.3	14	1'42.273	24.383	22.631	28.938	26.321	220.6
15	1'41.940	24.312	22.605	28.758	26.265	217.2	15	1'41.806	24.341	22.443	28.882	26.140	222.0
16	1'41.859	24.379	22.529	28.800	26.151	216.7	16	1'41.797	24.184	22.524	29.006	26.083	222.0
17	1'41.681	24.213	22.518	28.843	26.107	217.7	17	1'41.855	24.276	22.568	28.863	26.148	219.6
18	1'41.632	24.252	22.447	28.716	26.217	217.2	18	1'41.825	24.454	22.471	28.772	26.128	218.2
19	1'41.821	24.322	22.565	28.757	26.177	216.3	19	1'41.605	24.212	22.432	28.744	26.217	219.1
20	1'41.823	24.263	22.506	28.774	26.280	217.2	20	1'42.370	24.202	22.615	29.026	26.527	222.5
<b>2nd 71 Ayumu SASAKI</b> Liqui Moly Husqvarna JPN Runs=1 Total laps=20 Full laps=19 Valid laps=19							<b>4th 48 Ivan ORTOLÁ</b> Angeluss MTA Team SPA Runs=1 Total laps=20 Full laps=19 Valid laps=19						
1	1'46.550	28.039	22.751	29.223	26.537		1	1'47.207	28.775	22.809	29.062	26.561	
2	1'42.573	24.455	22.673	29.064	26.381	221.6	2	1'42.568	24.512	22.806	29.063	26.187	222.0
3	1'42.565	24.408	22.650	29.132	26.375	221.1	3	1'42.416	24.363	22.650	29.109	26.294	221.1
4	1'42.234	24.389	22.538	29.025	26.282	219.6	4	1'42.225	24.463	22.519	28.954	26.289	221.6
5	1'42.320	24.373	22.578	29.021	26.348	220.1	5	1'42.196	24.334	22.649	28.973	26.240	221.6
6	1'42.375	24.365	22.590	29.039	26.381	221.6	6	1'42.367	24.392	22.598	28.972	26.405	222.5
7	1'42.249	24.342	22.582	28.950	26.375	219.1	7	1'42.075	24.265	22.531	28.991	26.288	223.0
8	1'42.051	24.352	22.490	28.952	26.257	220.6	8	1'42.124	24.357	22.557	28.949	26.261	221.6
9	1'42.046	24.305	22.482	28.951	26.308	218.6	9	1'42.055	24.331	22.516	28.880	26.328	221.6
10	1'42.301	24.388	22.586	29.002	26.325	219.1	10	1'42.254	24.371	22.618	29.055	26.210	221.1
11	1'42.071	24.240	22.552	28.966	26.313	220.1	11	1'42.071	24.390	22.574	28.868	26.239	223.5
12	1'42.640	24.655	22.623	29.018	26.344	217.2	12	1'42.793	24.570	22.912	29.085	26.226	221.1
13	1'42.356	24.328	22.584	29.145	26.299	218.2	13	1'42.378	24.342	22.586	29.125	26.325	220.6
14	1'42.309	24.371	22.571	28.904	26.463	220.1	14	1'42.269	24.431	22.579	29.007	26.252	219.6
15	1'41.908	24.215	22.545	28.835	26.313	220.1	15	1'41.919	24.319	22.577	28.910	26.113	222.0
16	1'42.072	24.420	22.499	29.001	26.152	220.1	16	1'41.982	24.326	22.519	29.041	26.096	220.6
17	1'41.837	24.221	22.530	28.891	26.195	223.5	17	1'41.789	24.321	22.548	28.753	26.167	221.1
18	1'41.476	24.191	22.366	28.703	26.216	222.5	18	1'41.533	24.296	22.415	28.757	26.065	217.7
19	1'41.717	24.191	22.475	28.755	26.296	218.2	19	1'41.637	24.209	22.468	28.812	26.148	219.1
20	1'41.676	24.172	22.373	28.832	26.299	220.6	20	1'42.431	24.300	22.499	29.023	26.609	219.1

**Fastest Lap:** Ayumu SASAKI Liqui Moly Husqvarna JPN 1'41.476 24.191 22.366 28.703 26.216

These data/results cannot be reproduced, stored and/or transmitted in whole or in part by any manner of electronic, mechanical, photocopying, recording, broadcasting or otherwise now known or herein after developed without the previous express consent by the copyright owner, except for reproduction in daily press and regular printed publications on sale to the public within 60 days of the event related to those data/results and always provided that copyright symbol appears together as follows below.  
© DORNA, 2023





# Race

# Moto3

Lap	Lap Time	T1	T2	T3	T4	Speed	Lap	Lap Time	T1	T2	T3	T4	Speed
<b>5th</b>	<b>6</b>	<b>Ryusei YAMANAKA</b> Gaviota GASGAS Asp JPN				9	<b>1'42.074</b>	24.359	22.489	28.917	26.309	220.6	
		Runs=1	Total laps=20	Full laps=19	Valid laps=19	10	<b>1'42.236</b>	24.285	22.599	29.037	26.315	221.1	
1	1'48.142	29.154	22.963	29.366	26.659	11	<b>1'41.962</b>	24.327	22.535	28.872	26.228	221.6	
2	<b>1'42.687</b>	24.727	22.604	28.943	26.413	12	<b>1'42.651</b>	24.462	22.805	29.083	26.301	221.1	
3	<b>1'42.186</b>	24.638	22.468	28.803	26.277	13	<b>1'42.357</b>	24.421	22.457	29.068	26.411	219.1	
4	<b>1'42.261</b>	24.517	22.523	28.947	26.274	14	<b>1'42.247</b>	24.444	22.576	28.939	26.288	219.6	
5	<b>1'42.355</b>	24.588	22.381	29.152	26.234	15	<b>1'42.013</b>	24.381	22.573	28.893	26.166	220.1	
6	<b>1'42.185</b>	24.487	22.503	28.986	26.209	16	<b>1'41.915</b>	24.353	22.432	28.956	26.174	218.2	
7	<b>1'42.054</b>	24.310	22.530	28.973	26.241	17	<b>1'42.021</b>	24.385	22.569	28.856	26.211	220.6	
8	<b>1'41.935</b>	24.391	22.537	28.885	26.122	18	<b>1'42.114</b>	24.358	22.495	28.894	26.367	218.6	
9	<b>1'42.050</b>	24.394	22.437	28.925	26.294	19	<b>1'42.160</b>	24.492	22.540	28.822	26.306	219.1	
10	<b>1'42.228</b>	24.275	22.619	29.062	26.272	20	<b>1'43.045</b>	25.023	22.731	28.920	26.371	221.6	
11	<b>1'42.386</b>	24.358	22.544	28.973	26.511								
12	<b>1'42.270</b>	24.412	22.505	29.020	26.333								
13	<b>1'42.329</b>	24.457	22.512	28.958	26.402								
14	<b>1'42.463</b>	24.529	22.554	29.113	26.267								
15	<b>1'41.983</b>	24.422	22.540	28.765	26.256								
16	<b>1'41.789</b>	24.377	22.417	28.792	26.203								
17	<b>1'41.971</b>	24.349	22.567	28.849	26.206								
18	<b>1'41.808</b>	24.317	22.532	28.698	26.261								
19	<b>1'42.170</b>	24.496	22.484	28.791	26.399								
20	<b>1'42.333</b>	24.398	22.497	29.073	26.365								
<b>6th</b>	<b>53</b>	<b>Deniz ÖNCÜ</b> Red Bull KTM Ajo TUR				9	<b>1'42.245</b>	24.411	22.621	28.859	26.354	221.1	
		Runs=1	Total laps=20	Full laps=19	Valid laps=19	10	<b>1'42.230</b>	24.396	22.622	28.899	26.313	222.0	
1	1'46.781	28.341	22.792	29.085	26.563	11	<b>1'42.475</b>	24.499	22.607	28.971	26.398	221.6	
2	<b>1'42.551</b>	24.611	22.573	29.090	26.277	12	<b>1'42.618</b>	24.519	22.633	28.925	26.541	218.6	
3	<b>1'42.452</b>	24.482	22.582	29.117	26.271	13	<b>1'42.706</b>	24.575	22.783	28.840	26.508	215.8	
4	<b>1'42.260</b>	24.471	22.505	28.982	26.302	14	<b>1'42.928</b>	24.710	22.625	28.956	26.637	215.3	
5	<b>1'42.295</b>	24.397	22.528	29.009	26.361	15	1'42.714 *	24.585	22.650	28.926*	26.553	214.4	
6	<b>1'42.363</b>	24.513	22.488	29.027	26.335	16	<b>1'42.485</b>	24.510	22.622	28.886	26.467	215.8	
7	<b>1'42.237</b>	24.390	22.556	28.961	26.330	17	<b>1'42.441</b>	24.466	22.695	28.848	26.432	215.8	
8	<b>1'42.082</b>	24.392	22.491	28.944	26.255	18	<b>1'42.358</b>	24.506	22.630	28.787	26.435	215.3	
9	<b>1'42.057</b>	24.357	22.456	28.976	26.268	19	<b>1'42.630</b>	24.593	22.765	28.834	26.438	213.5	
10	<b>1'42.286</b>	24.357	22.651	29.041	26.237	20	<b>1'43.158</b>	24.502	22.782	29.163	26.711	215.3	
11	<b>1'42.072</b>	24.425	22.451	28.924	26.272								
12	<b>1'42.610</b>	24.609	22.770	28.992	26.239								
13	<b>1'42.376</b>	24.422	22.567	29.131	26.256								
14	<b>1'42.296</b>	24.462	22.603	28.922	26.309								
15	<b>1'42.047</b>	24.360	22.494	29.082	26.111								
16	<b>1'41.971</b>	24.358	22.485	29.086	26.042								
17	<b>1'42.123</b>	24.668	22.512	28.763	26.180								
18	<b>1'41.666</b>	24.391	22.470	28.731	26.074								
19	<b>1'42.591</b>	24.396	22.812	29.021	26.362								
20	<b>1'42.581</b>	24.607	22.657	28.979	26.338								
<b>7th</b>	<b>43</b>	<b>Xavier ARTIGAS</b> CFMOTO Racing Pru SPA				9	<b>1'42.218</b>	24.471	22.513	28.951	26.283	220.1	
		Runs=1	Total laps=20	Full laps=19	Valid laps=19	10	<b>1'42.188</b>	24.443	22.564	28.983	26.198	218.2	
1	1'47.366	28.917	22.767	29.207	26.475	11	<b>1'42.518</b>	24.524	22.569	29.094	26.331	218.2	
2	<b>1'42.830</b>	24.592	22.666	29.217	26.355	12	<b>1'43.014</b>	24.614	22.609	29.400	26.391	216.7	
3	<b>1'42.180</b>	24.337	22.440	29.113	26.290	13	<b>1'42.992</b>	24.627	22.800	29.216	26.349	219.6	
4	<b>1'42.234</b>	24.533	22.441	29.030	26.230	14	<b>1'42.852</b>	24.553	22.680	29.108	26.511	217.7	
5	<b>1'42.306</b>	24.405	22.481	29.097	26.323	15	<b>1'42.715</b>	24.569	22.657	29.129	26.360	217.2	
6	<b>1'42.400</b>	24.414	22.497	29.063	26.426	16	<b>1'42.693</b>	24.536	22.686	29.149	26.322	218.2	
7	<b>1'42.151</b>	24.360	22.485	29.064	26.242	17	<b>1'42.690</b>	24.532	22.660	29.161	26.337	217.2	
8	<b>1'42.194</b>	24.351	22.502	29.062	26.279	18	<b>1'43.002</b>	24.681	22.692	29.121	26.508	215.3	
<b>Fastest Lap:</b>	Ayumu SASAKI	Liqui Moly Husqvarna JPN				<b>1'41.476</b>	24.191	22.366	28.703	26.216			

These data/results cannot be reproduced, stored and/or transmitted in whole or in part by any manner of electronic, mechanical, photocopying, recording, broadcasting or otherwise now known or herein after developed without the previous express consent by the copyright owner, except for reproduction in daily press and regular printed publications on sale to the public within 60 days of the event related to those data/results and always provided that copyright symbol appears together as follows below.  
© DORNA, 2023

## Race

## Moto3

Lap	Lap Time	T1	T2	T3	T4	Speed	Lap	Lap Time	T1	T2	T3	T4	Speed
19	<b>1'43.293</b>	24.707	22.906	29.230	26.450	213.5	6	<b>1'42.929</b>	24.553	22.709	29.150	26.517	217.7
20	<b>1'43.534</b>	24.689	22.805	29.408	26.632	215.3	7	<b>1'42.870</b>	24.771	22.689	29.008	26.402	215.8
<b>10th 82 Stefano NEPA</b> Angeluss MTA Team ITA Runs=1 Total laps=20 Full laps=19 Valid laps=19							8	<b>1'42.817</b>	24.580	22.742	29.107	26.388	218.2
1	1'49.404	29.761	23.037	29.598	27.008		9	<b>1'42.510</b>	<b>24.441</b>	22.641	29.050	26.378	218.2
2	<b>1'42.716</b>	24.534	22.643	29.078	26.461	<b>225.1</b>	10	<b>1'42.803</b>	24.443	22.771	29.064	26.525	220.1
3	<b>1'42.983</b>	24.588	22.781	29.131	26.483	220.6	11	<b>1'42.685</b>	24.460	22.750	29.057	26.418	221.1
4	<b>1'42.532</b>	24.457	22.587	29.082	26.406	219.6	12	<b>1'42.661</b>	24.500	22.651	29.141	26.369	221.1
5	<b>1'42.744</b>	24.555	22.612	29.117	26.460	222.5	13	<b>1'42.718</b>	24.449	22.726	29.077	26.466	220.1
6	<b>1'42.864</b>	24.469	22.652	29.244	26.499	220.6	14	<b>1'42.821</b>	24.523	22.801	<b>28.913</b>	26.584	219.6
7	<b>1'42.421</b>	24.480	22.594	<b>28.952</b>	<b>26.395</b>	221.1	15	<b>1'42.700</b>	24.523	22.733	29.094	26.350	221.6
8	<b>1'42.542</b>	24.582	<b>22.581</b>	28.979	26.400	216.3	16	<b>1'42.799</b>	24.470	22.802	29.125	26.402	223.0
9	<b>1'42.625</b>	24.541	22.611	29.052	26.421	216.7	17	<b>1'42.889</b>	24.530	22.912	29.063	26.384	223.0
10	<b>1'42.849</b>	24.463	22.648	29.170	26.568	216.7	18	<b>1'42.769</b>	24.525	22.729	29.049	26.466	222.0
11	<b>1'42.731</b>	24.502	22.660	29.047	26.522	216.7	19	<b>1'42.867</b>	24.683	22.653	29.081	26.450	217.2
12	<b>1'42.640</b>	<b>24.456</b>	22.664	29.092	26.428	216.3	20	<b>1'42.794</b>	24.572	22.636	29.123	26.463	<b>224.0</b>
13	<b>1'42.742</b>	24.539	22.673	29.051	26.479	215.8	<b>13th 24 Tatsuki SUZUKI</b> Leopard Racing JPN Runs=1 Total laps=20 Full laps=19 Valid laps=19						
14	<b>1'42.701</b>	24.623	22.668	28.953	26.457	216.3	1	1'50.056	30.107	23.504	29.633	26.812	
15	<b>1'42.603</b>	24.476	22.699	29.019	26.409	218.6	2	<b>1'43.376</b>	24.706	22.773	29.465	26.432	223.0
16	<b>1'42.872</b>	24.563	22.696	29.152	26.461	216.3	3	<b>1'42.857</b>	24.479	22.737	29.179	26.462	221.6
17	<b>1'42.741</b>	24.495	22.704	29.087	26.455	216.3	4	<b>1'42.682</b>	24.576	22.547	29.077	26.482	217.2
18	<b>1'42.916</b>	24.572	22.660	29.168	26.516	215.8	5	<b>1'43.123</b>	24.481	22.948	29.135	26.559	218.6
19	<b>1'42.962</b>	24.641	22.734	29.102	26.485	213.9	6	<b>1'42.668</b>	24.424	22.638	29.125	26.481	220.6
20	<b>1'42.906</b>	24.563	22.660	29.075	26.608	216.3	7	<b>1'42.648</b>	24.653	22.565	<b>28.989</b>	26.441	217.7
<b>11th 66 Joel KELSO</b> CFMOTO Racing Pru AUS Runs=1 Total laps=20 Full laps=19 Valid laps=19							8	<b>1'42.708</b>	24.494	22.713	29.038	26.463	219.1
1	1'49.946	29.888	23.390	29.678	26.990		9	<b>1'42.448</b>	24.455	<b>22.521</b>	29.068	26.404	220.1
2	<b>1'43.340</b>	24.653	22.846	29.327	26.514	221.1	10	<b>1'42.667</b>	24.503	22.693	29.058	26.413	217.7
3	<b>1'42.488</b>	24.353	22.657	29.024	26.454	223.5	11	<b>1'42.555</b>	24.497	22.563	29.024	26.471	217.7
4	<b>1'42.337</b>	24.386	<b>22.460</b>	29.016	26.475	220.6	12	<b>1'42.499</b>	24.587	22.565	29.018	26.329	216.7
5	<b>1'42.597</b>	24.422	22.564	29.102	26.509	221.1	13	<b>1'42.496</b>	24.567	22.634	29.010	<b>26.285</b>	216.7
6	<b>1'42.850</b>	24.378	22.772	29.168	26.532	<b>224.5</b>	14	<b>1'42.567</b>	24.470	22.630	29.070	26.397	217.2
7	<b>1'42.531</b>	24.419	22.646	29.067	<b>26.399</b>	223.0	15	<b>1'42.649</b>	24.431	22.619	29.103	26.496	219.6
8	<b>1'42.305</b>	<b>24.288</b>	22.575	<b>28.985</b>	26.457	224.0	16	<b>1'42.722</b>	<b>24.418</b>	22.662	29.241	26.401	221.6
9	<b>1'42.626</b>	24.455	22.616	29.133	26.422	222.0	17	<b>1'42.945</b>	24.468	22.897	29.144	26.436	<b>223.5</b>
10	<b>1'42.881</b>	24.387	22.760	29.085	26.649	223.0	18	<b>1'42.788</b>	24.499	22.791	29.076	26.422	219.6
11	<b>1'42.764</b>	24.418	22.710	29.119	26.517	221.6	19	<b>1'42.754</b>	24.485	22.673	29.082	26.514	218.6
12	<b>1'42.616</b>	24.449	22.598	29.109	26.460	220.6	20	<b>1'43.045</b>	24.535	22.792	29.202	26.516	218.2
13	<b>1'42.688</b>	24.444	22.692	29.107	26.445	220.6	<b>14th 38 David SALVADOR</b> CIP Green Power SPA Runs=1 Total laps=20 Full laps=19 Valid laps=19						
14	<b>1'42.872</b>	24.562	22.718	29.003	26.589	221.6	1	1'47.499	28.865	22.990	29.187	26.457	
15	<b>1'42.600</b>	24.434	22.684	28.999	26.483	221.1	2	<b>1'42.844</b>	24.557	22.730	29.268	26.289	220.1
16	<b>1'42.726</b>	24.408	22.637	29.169	26.512	221.1	3	<b>1'42.530</b>	24.443	22.598	29.155	26.334	219.6
17	<b>1'42.748</b>	24.422	22.717	29.149	26.460	221.6	4	<b>1'42.287</b>	24.455	22.580	28.970	26.282	219.1
18	<b>1'42.909</b>	24.529	22.694	29.149	26.537	219.6	5	<b>1'42.379</b>	24.548	<b>22.445</b>	29.129	<b>26.257</b>	220.1
19	<b>1'42.965</b>	24.575	22.747	29.089	26.554	219.1	6	<b>1'42.461</b>	24.499	22.492	29.129	26.341	<b>223.0</b>
20	<b>1'42.825</b>	24.508	22.674	29.088	26.555	222.5	7	<b>1'42.241</b>	<b>24.399</b>	22.590	<b>28.959</b>	26.293	219.1
<b>12th 27 Kaito TOBA</b> SIC58 Squadra Corse JPN Runs=1 Total laps=20 Full laps=19 Valid laps=19							8	<b>1'43.017</b>	24.611	22.712	29.140	26.554	216.3
1	1'48.983	29.652	23.027	29.463	26.841		9	<b>1'42.855</b>	24.878	22.618	28.985	26.374	215.3
2	<b>1'42.934</b>	24.660	22.723	29.148	26.403	221.1	10	<b>1'42.666</b>	24.551	22.687	29.024	26.404	219.6
3	<b>1'42.903</b>	24.590	<b>22.636</b>	29.309	26.368	218.2	11	<b>1'43.061</b>	24.668	22.797	29.063	26.533	217.7
4	<b>1'42.665</b>	24.518	22.676	29.126	<b>26.345</b>	219.6	12	<b>1'43.344</b>	24.712	22.885	29.128	26.619	216.3
5	<b>1'42.665</b>	24.473	22.779	29.038	26.375	222.0	13	<b>1'43.522</b>	24.783	22.930	29.204	26.605	214.9
							14	<b>1'43.690</b>	24.885	22.973	29.234	26.598	214.4
							15	<b>1'43.146</b>	24.735	22.729	29.208	26.474	214.4

**Fastest Lap:** Ayumu SASAKI Liqui Moly Husqvarna JPN **1'41.476** 24.191 22.366 28.703 26.216

These data/results cannot be reproduced, stored and/or transmitted in whole or in part by any manner of electronic, mechanical, photocopying, recording, broadcasting or otherwise now known or herein after developed without the previous express consent by the copyright owner, except for reproduction in daily press and regular printed publications on sale to the public within 60 days of the event related to those data/results and always provided that copyright symbol appears together as follows below.  
© DORNA, 2023

## Race

## Moto3

Lap	Lap Time	T1	T2	T3	T4	Speed	Lap	Lap Time	T1	T2	T3	T4	Speed
16	<b>1'42.815</b>	24.522	22.799	29.019	26.475	222.0	3	<b>1'43.311</b>	24.591	22.785	29.444	26.491	219.6
17	<b>1'42.902</b>	24.514	22.879	29.019	26.490	220.6	4	<b>1'42.856</b>	24.501	22.718	29.135	26.502	218.6
18	<b>1'43.550</b>	24.866	22.958	29.166	26.560	218.2	5	<b>1'42.895</b>	24.483	22.635	29.333	26.444	217.7
19	<b>1'43.540</b>	24.664	22.950	29.271	26.655	216.7	6	<b>1'42.898</b>	24.568	22.695	29.145	26.490	221.1
20	<b>1'43.764</b>	24.879	22.917	29.267	26.701	216.7	7	<b>1'42.818</b>	24.471	22.700	29.204	26.443	218.6

**15th 95 Collin VEIJER** Liqui Moly Husqvarna NED  
Runs=1 Total laps=20 Full laps=19 Valid laps=19

1	1'50.220	30.148	23.310	29.731	27.031	
2	<b>1'43.718</b>	24.675	22.917	29.461	26.665	222.5
3	<b>1'43.056</b>	24.524	22.789	29.249	26.494	221.6
4	<b>1'43.226</b>	24.528	22.982	29.216	26.500	220.6
5	<b>1'42.650</b>	24.469	22.653	29.178	<b>26.350</b>	221.1
6	<b>1'42.727</b>	24.478	22.675	29.174	26.400	223.0
7	<b>1'42.548</b>	24.423	22.664	29.080	26.381	<b>224.5</b>
8	<b>1'42.339</b>	24.388	<b>22.558</b>	28.979	26.414	223.5
9	<b>1'42.459</b>	24.456	22.580	29.028	26.395	220.1
10	<b>1'42.627</b>	<b>24.352</b>	22.777	29.067	26.431	223.5
11	<b>1'42.428</b>	24.517	22.581	<b>28.906</b>	26.424	221.6
12	<b>1'42.562</b>	24.545	22.668	28.980	26.369	221.6
13	<b>1'42.543</b>	24.528	22.676	28.967	26.372	220.6
14	<b>1'42.660</b>	24.457	22.648	29.056	26.499	219.6
15	<b>1'42.466</b>	24.490	22.599	29.009	26.368	219.6
16	<b>1'42.895</b>	24.444	22.750	29.237	26.464	222.5
17	<b>1'43.079</b>	24.541	22.774	29.251	26.513	219.6
18	<b>1'43.207</b>	24.656	22.817	29.265	26.469	218.6
19	<b>1'43.362</b>	24.635	22.701	29.437	26.589	217.7
20	<b>1'43.373</b>	24.695	22.848	29.323	26.507	216.3

**16th 54 Riccardo ROSSI** SIC58 Squadra Corse ITA  
Runs=1 Total laps=20 Full laps=19 Valid laps=17

1	1'50.514	30.295	23.585	29.679	26.955	
2	1'43.705 *	24.742	22.921	29.385*	26.657	<b>222.5</b>
3	<b>1'43.204</b>	24.659	22.841	29.191	26.513	220.6
4	<b>1'43.190</b>	24.524	22.792	29.135	26.739	217.7
5	<b>1'42.906</b>	24.511	22.784	29.159	26.452	217.2
6	<b>1'42.557</b>	24.479	22.693	29.049	<b>26.336</b>	218.2
7	<b>1'42.824</b>	<b>24.399</b>	22.770	29.204	26.451	219.6
8	<b>1'42.727</b>	24.465	<b>22.623</b>	29.235	26.404	217.7
9	<b>1'43.100</b>	24.637	22.845	29.175	26.443	218.6
10	<b>1'43.055</b>	24.673	22.763	29.113	26.506	215.3
11	1'42.787 *	24.60*	22.691	29.041	26.450	215.8
12	<b>1'42.794</b>	24.617	22.664	29.088	26.425	215.3
13	<b>1'42.909</b>	24.674	22.696	29.089	26.450	213.9
14	<b>1'42.709</b>	24.627	22.669	<b>29.004</b>	26.409	214.9
15	<b>1'42.776</b>	24.563	22.690	29.073	26.450	215.3
16	<b>1'43.020</b>	24.484	22.824	29.099	26.613	219.1
17	<b>1'42.457</b>	24.421	22.653	29.011	26.372	221.1
18	<b>1'43.139</b>	24.504	22.771	29.257	26.607	217.2
19	<b>1'42.863</b>	24.554	22.715	29.124	26.470	217.2
20	<b>1'42.999</b>	24.623	22.706	29.141	26.529	214.9

**17th 18 Matteo BERTELLE** Rivacold Snipers Tea ITA  
Runs=1 Total laps=20 Full laps=19 Valid laps=19

1	1'49.492	29.858	23.032	29.795	26.807	
2	<b>1'43.701</b>	24.664	23.124	29.375	26.538	<b>226.6</b>

**18th 7 Filippo FARIOLI** Red Bull KTM Tech3 ITA  
Runs=1 Total laps=20 Full laps=19 Valid laps=17

1	1'49.863	30.068	23.160	29.616	27.019	
2	<b>1'43.105</b>	24.655	22.607	29.128	26.715	220.6
3	<b>1'42.692</b>	24.597	22.561	29.007	26.527	215.8
4	1'42.900 *	24.623	22.561	<b>28.980*</b>	26.736	216.7
5	<b>1'43.453</b>	24.708	23.045	29.115	26.585	216.7
6	<b>1'42.893</b>	24.677	22.618	29.048	26.550	216.7
7	<b>1'42.369</b>	<b>24.364</b>	<b>22.559</b>	28.967	26.479	220.6
8	<b>1'42.765</b>	24.574	22.560	28.905	26.726	216.7
9	<b>1'42.710</b>	24.634	22.591	29.023	26.462	216.7
10	<b>1'43.003</b>	24.457	23.023	28.997	26.526	220.6
11	<b>1'42.458</b>	24.436	22.609	28.879	26.534	<b>221.6</b>
12	<b>1'42.525</b>	24.422	22.788	<b>28.875</b>	26.440	221.1
13	<b>1'43.960</b>	24.487	23.969	28.976	26.528	220.1
14	<b>1'42.819</b>	24.631	22.697	28.981	26.510	216.3
15	1'44.047 *	24.506	22.693	<b>29.564*</b>	27.284	218.6
16	<b>1'43.086</b>	24.633	22.682	29.124	26.647	217.2
17	<b>1'43.023</b>	24.660	22.712	29.035	26.616	217.2
18	<b>1'43.041</b>	24.521	22.630	29.317	26.573	218.6
19	<b>1'43.197</b>	24.694	22.802	29.145	26.556	219.1
20	<b>1'42.677</b>	24.482	22.900	28.889	<b>26.406</b>	221.6

**19th 55 Romano FENATI** Rivacold Snipers Tea ITA  
Runs=1 Total laps=20 Full laps=19 Valid laps=17

1	1'49.272	29.207	23.065	29.362	27.638	
2	1'45.329 *	24.712	<b>22.738*</b>			<b>219.6</b>
3	<b>1'42.909</b>	24.626	22.717	29.186	26.380	216.7
4	<b>1'42.786</b>	24.694	22.648	29.130	26.314	219.1
5	<b>1'42.693</b>	24.462	22.655	29.286	26.290	218.6
6	<b>1'42.777</b>	24.496	22.769	29.117	26.395	219.1
7	<b>1'42.486</b>	24.524	22.636	29.064	26.262	219.1
8	<b>1'42.345</b>	24.492	22.595	29.035	<b>26.223</b>	218.6
9	<b>1'42.478</b>	24.521	<b>22.562</b>	<b>28.979</b>	26.416	217.2
10	<b>1'42.814</b>	24.443	22.714	29.154	26.503	217.7
11	<b>1'42.424</b>	24.440	22.628	29.090	26.266	217.7
12	<b>1'42.677</b>	<b>24.416</b>	22.605	29.261	26.395	217.7

**Fastest Lap:** Ayumu SASAKI Liqui Moly Husqvarna JPN **1'41.476** 24.191 22.366 28.703 26.216

These data/results cannot be reproduced, stored and/or transmitted in whole or in part by any manner of electronic, mechanical, photocopying, recording, broadcasting or otherwise now known or herein after developed without the previous express consent by the copyright owner, except for reproduction in daily press and regular printed publications on sale to the public within 60 days of the event related to those data/results and always provided that copyright symbol appears together as follows below.  
© DORNA, 2023

# Race

# Moto3

Lap	Lap Time	T1	T2	T3	T4	Speed	Lap	Lap Time	T1	T2	T3	T4	Speed	
13	<b>1'42.456</b>	24.524	22.585	29.111	26.236	215.3	<b>22nd 70</b> Joshua WHATLEY Runs=1 Total laps=20 Full laps=19 Valid laps=18							
14	<b>1'43.552</b>	25.176	22.970	29.069	26.337	214.4		1	<b>1'50.761</b> *	30.318	23.335	30.400*	26.708	
15	<b>1'43.873</b> *	24.839	22.710	29.645*	26.679	212.1		2	<b>1'43.597</b>	24.704	22.834	29.551	26.508	<b>218.6</b>
16	<b>1'42.874</b>	24.710	22.650	29.168	26.346	214.4		3	<b>1'43.607</b>	24.679	22.997	29.510	<b>26.421</b>	217.7
17	<b>1'43.134</b>	24.693	22.697	29.183	26.561	217.7		4	<b>1'43.141</b>	24.700	22.730	29.221	26.490	214.9
18	<b>1'43.288</b>	24.717	22.779	29.236	26.556	216.3		5	<b>1'43.010</b>	24.673	<b>22.607</b>	<b>29.215</b>	26.515	214.9
19	<b>1'43.534</b>	24.897	23.013	29.120	26.504	209.4		6	<b>1'43.436</b>	24.718	22.807	29.351	26.560	215.3
20	<b>1'43.140</b>	24.535	22.828	29.405	26.372	218.2		7	<b>1'44.013</b>	24.737	23.059	29.612	26.605	213.9
<b>20th 22</b> Ana CARRASCO BOE Motorsports SPA Runs=1 Total laps=20 Full laps=19 Valid laps=19								8	<b>1'43.622</b>	24.753	22.794	29.460	26.615	213.9
1	<b>1'51.337</b>	30.706	23.340	30.240	27.051			9	<b>1'43.659</b>	24.746	22.877	29.372	26.664	214.9
2	<b>1'43.911</b>	24.545	22.916	29.620	26.830	<b>220.1</b>		10	<b>1'43.554</b>	24.710	22.944	29.336	26.564	213.0
3	<b>1'43.651</b>	24.627	22.803	29.514	26.707	217.2		11	<b>1'43.565</b>	24.739	22.889	29.438	26.499	213.9
4	<b>1'43.133</b>	24.494	22.745	29.366	26.528	218.2		12	<b>1'43.426</b>	24.779	22.792	29.348	26.507	213.9
5	<b>1'42.898</b>	<b>24.468</b>	22.743	<b>29.190</b>	<b>26.497</b>	217.7		13	<b>1'43.773</b>	24.972	22.918	29.358	26.525	213.0
6	<b>1'42.993</b>	24.502	<b>22.673</b>	29.288	26.530	219.6		14	<b>1'43.585</b>	24.796	22.941	29.336	26.512	213.5
7	<b>1'43.410</b>	24.525	22.996	29.375	26.514	220.1		15	<b>1'43.288</b> *	<b>24.81</b> *	22.752	29.286	26.433	<b>213.5</b>
8	<b>1'43.609</b>	24.671	22.780	29.535	26.623	215.8		16	<b>1'43.384</b>	<b>24.666</b>	22.769	29.504	26.445	215.8
9	<b>1'43.238</b>	24.588	22.774	29.359	26.517	215.8		17	<b>1'43.597</b>	24.810	22.861	29.456	26.470	215.8
10	<b>1'43.592</b>	24.610	22.837	29.459	26.686	217.2		18	<b>1'43.554</b>	24.842	22.874	29.398	26.440	211.7
11	<b>1'43.650</b>	24.578	22.951	29.437	26.684	216.7		19	<b>1'43.601</b>	24.868	22.803	29.402	26.528	210.8
12	<b>1'43.627</b>	24.694	22.852	29.450	26.631	215.8	20	<b>1'43.797</b>	24.756	22.774	29.646	26.621	214.4	
13	<b>1'43.353</b>	24.559	22.835	29.451	26.508	216.3	<b>23rd 72</b> Taiyo FURUSATO Honda Team Asia JPN Runs=1 Total laps=19 Full laps=18 Valid laps=17							
14	<b>1'43.486</b>	24.624	22.901	29.262	26.699	215.3	1	<b>1'48.467</b>	29.315	23.048	29.449	26.655		
15	<b>1'43.447</b>	24.646	22.835	29.307	26.659	213.9	2	<b>1'42.954</b>	24.643	22.679	29.174	26.458	218.6	
16	<b>1'43.445</b>	24.624	22.762	29.472	26.587	214.4	3	<b>1'43.128</b>	24.868	22.687	29.196	26.377	217.7	
17	<b>1'43.502</b>	24.645	22.872	29.353	26.632	215.8	4	<b>1'42.839</b>	24.649	22.669	29.165	26.356	216.7	
18	<b>1'43.555</b>	24.710	22.803	29.438	26.604	213.9	5	<b>1'43.117</b>	24.679	22.644	29.359	26.435	218.6	
19	<b>1'43.922</b>	24.749	22.899	29.505	26.769	212.6	6	<b>1'42.926</b>	24.472	22.710	29.191	26.553	221.1	
20	<b>1'43.786</b>	24.688	22.863	29.623	26.612	215.3	7	<b>1'42.933</b>	24.680	22.744	29.171	<b>26.338</b>	220.1	
<b>21st 64</b> Mario AJI Honda Team Asia INA Runs=1 Total laps=20 Full laps=19 Valid laps=17							8	<b>1'42.628</b>	24.502	<b>22.515</b>	29.141	26.470	217.7	
1	<b>1'49.184</b>	29.518	23.023	29.658	26.985		9	<b>1'42.464</b>	24.405	22.580	29.095	26.384	218.6	
2	<b>1'44.451</b>	25.137	22.966	29.786	26.562	213.9	10	<b>1'42.730</b>	<b>24.391</b>	22.684	29.124	26.531	220.1	
3	<b>1'42.989</b>	<b>24.602</b>	22.533	29.439	26.415	213.9	11	<b>1'42.798</b>	24.494	22.758	29.042	26.504	221.6	
4	<b>1'42.882</b>	24.720	22.545	29.183	26.434	214.4	12	<b>1'42.593</b> *	24.425	22.646	29.089	<b>26.433</b> *	<b>219.6</b>	
5	<b>1'42.887</b>	24.647	22.695	<b>29.176</b>	26.369	213.9	13	<b>1'42.731</b>	24.393	22.813	29.084	26.441	218.2	
6	<b>1'42.939</b>	24.660	22.573	29.245	26.461	<b>215.8</b>	14	<b>1'42.786</b>	24.508	22.717	29.095	26.466	219.1	
7	<b>1'43.177</b>	24.852	22.853	29.203	<b>26.269</b>	212.6	15	<b>1'42.764</b>	24.462	22.748	29.087	26.467	220.6	
8	<b>1'42.837</b>	24.610	<b>22.528</b>	29.417	26.282	215.3	16	<b>1'42.756</b>	24.420	22.734	29.171	26.431	219.6	
9	<b>1'43.671</b> *	24.655	22.787	<b>29.632</b> *	26.597	214.4	17	<b>1'42.895</b>	24.489	22.890	29.082	26.434	220.6	
10	<b>1'43.119</b>	24.685	22.693	29.219	26.522	212.6	18	<b>1'42.748</b>	24.511	22.730	<b>29.031</b>	26.476	220.1	
11	<b>1'43.137</b>	24.717	22.722	29.227	26.471	211.7	19	<b>1'42.657</b>	24.466	22.553	29.140	26.498	218.6	
12	<b>1'47.498</b>	25.001	23.146	32.572	26.779	209.9	unfinished	24.511	22.645			<b>222.0</b>		
13	<b>1'43.866</b>	25.203	22.665	29.481	26.517	206.0	<b>24th 10</b> Diogo MOREIRA MT Helmets - MSI BRA Runs=1 Total laps=10 Full laps=9 Valid laps=9							
14	<b>1'43.531</b>	24.825	22.700	29.321	26.685	209.9	1	<b>1'46.678</b>	28.218	22.724	29.168	26.568		
15	<b>1'43.589</b>	24.997	22.659	29.385	26.548	209.9	2	<b>1'42.762</b>	24.792	22.652	29.043	26.275	222.5	
16	<b>1'43.315</b>	24.811	22.651	29.432	26.421	210.3	3	<b>1'42.464</b>	24.447	22.632	29.112	26.273	221.6	
17	<b>1'44.092</b> *	24.964	22.833	29.558	<b>26.737</b> *	209.0	4	<b>1'42.281</b>	24.471	22.551	<b>28.928</b>	26.331	220.6	
18	<b>1'43.634</b>	24.845	22.844	29.422	26.523	212.1	5	<b>1'42.259</b>	<b>24.340</b>	22.610	28.971	26.338	<b>224.0</b>	
19	<b>1'43.536</b>	24.835	22.767	29.393	26.541	210.8	6	<b>1'42.416</b>	24.476	22.560	29.016	26.364	223.0	
20	<b>1'43.383</b>	24.759	22.698	29.390	26.536	214.4	7	<b>1'42.322</b>	24.450	22.608	29.047	<b>26.217</b>	224.0	
							8	<b>1'42.147</b>	24.367	22.542	29.000	26.238	222.5	

**Fastest Lap:** Ayumu SASAKI Liqui Moly Husqvarna JPN **1'41.476** 24.191 22.366 28.703 26.216

These data/results cannot be reproduced, stored and/or transmitted in whole or in part by any manner of electronic, mechanical, photocopying, recording, broadcasting or otherwise now known or herein after developed without the previous express consent by the copyright owner, except for reproduction in daily press and regular printed publications on sale to the public within 60 days of the event related to those data/results and always provided that copyright symbol appears together as follows below.  
© DORNA, 2023

Official MotoGP Timing by TISSOT  
www.motogp.com

Le Mans, Sunday, May 14, 2023

Page 5 of 6



## Race

## Moto3

Lap	Lap Time	T1	T2	T3	T4	Speed	Lap	Lap Time	T1	T2	T3	T4	Speed
9	<b>1'42.090</b>	24.417	<b>22.432</b>	28.931	26.310	223.0							
10	<b>1'42.353</b>	24.375	22.693	29.050	26.235	223.0							
	unfinished	24.350	22.610	29.144		222.5							

**25th 19** **Scott OGDEN** VisionTrack Racing T GBR  
Runs=1 Total laps=8 Full laps=7 Valid laps=7

1	1'50.358	30.130	23.647	29.585	26.996								
2	<b>1'43.696</b>	24.728	22.862	29.445	26.661	219.6							
3	<b>1'43.036</b>	24.652	22.671	29.267	26.446	217.7							
4	<b>1'42.783</b>	24.510	22.712	<b>29.205</b>	26.356	218.2							
5	<b>1'42.694</b>	24.616	<b>22.568</b>	29.216	26.294	215.3							
6	<b>1'42.828</b>	24.526	22.671	29.265	26.366	<b>221.1</b>							
7	<b>1'42.975</b>	<b>24.459</b>	22.683	29.318	26.515	217.7							
8	<b>1'42.789</b>	24.504	22.634	29.441	<b>26.210</b>	220.6							
	unfinished	24.490				218.2							

**26th 16** **Andrea MIGNO** CIP Green Power ITA  
Runs=1 Total laps=6 Full laps=5 Valid laps=5

1	1'46.970	28.599	22.689	29.132	26.550								
2	<b>1'43.104</b>	24.630	22.827	29.248	26.399	<b>222.0</b>							
3	<b>1'42.658</b>	24.560	22.607	29.172	26.319	219.1							
4	<b>1'42.310</b>	24.430	22.562	29.060	26.258	217.2							
5	<b>1'42.380</b>	24.480	<b>22.465</b>	29.180	<b>26.255</b>	216.7							
6	<b>1'42.248</b>	24.411	22.505	29.060	26.272	218.6							
	unfinished	<b>24.353</b>	22.476	<b>29.032</b>		217.7							

**27th 63** **Syarifuddin AZMAN** MT Helmets - MSI MAL  
Runs=1 Total laps=2 Full laps=1 Valid laps=1

1	1'48.199	29.100	22.805	29.641	26.653								
2	<b>1'42.789</b>	24.742	22.610	<b>29.017</b>	<b>26.420</b>	219.1							
	unfinished	<b>24.556</b>	<b>22.445</b>	29.034		<b>220.6</b>							

**Fastest Lap:** Ayumu SASAKI Liqui Moly Husqvarna JPN **1'41.476** 24.191 22.366 28.703 26.216

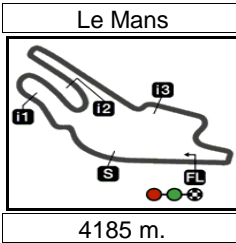
These data/results cannot be reproduced, stored and/or transmitted in whole or in part by any manner of electronic, mechanical, photocopying, recording, broadcasting or otherwise now known or herein after developed without the previous express consent by the copyright owner, except for reproduction in daily press and regular printed publications on sale to the public within 60 days of the event related to those data/results and always provided that copyright symbol appears together as follows below.  
© DORNA, 2023

Official MotoGP Timing by TISSOT  
www.motogp.com

Le Mans, Sunday, May 14, 2023

Page 6 of 6





SHARK GRAND PRIX DE FRANCE

Race

Analysis by Lap

35

Num Lap Time Gap

Table for Lap 1: Lists rider numbers (96-22) and their lap times and gaps to the leader.

Table for Lap 2: Lists rider numbers (96-22) and their lap times and gaps to the leader.

Table for Lap 3: Lists rider numbers (96-22) and their lap times and gaps to the leader.

Table for Lap 4: Lists rider numbers (96-22) and their lap times and gaps to the leader.

Table for Lap 5: Lists rider numbers (96-10) and their lap times and gaps to the leader.

Table for Lap 6: Lists rider numbers (96-10) and their lap times and gaps to the leader.

Table for Lap 7: Lists rider numbers (48-22) and their lap times and gaps to the leader.

Table for Lap 8: Lists rider numbers (96-22) and their lap times and gaps to the leader.

Table for Lap 9: Lists rider numbers (96-22) and their lap times and gaps to the leader.

Table for Lap 10: Lists rider numbers (96-70) and their lap times and gaps to the leader.

Table for Lap 11: Lists rider numbers (96-70) and their lap times and gaps to the leader.

Table for Lap 12: Lists rider numbers (96-22) and their lap times and gaps to the leader.

Lapped rider

These data/results cannot be reproduced, stored and/or transmitted in whole or in part by any manner of electronic, mechanical, photocopying, recording, broadcasting or otherwise now known or herein after developed without the previous express consent by the copyright owner...



Num	Lap Time	Gap	Num	Lap Time	Gap	Num	Lap Time	Gap
70	1'43.565	16.696	7	1'42.819	11.095	27	1'42.889	11.452
<b>Lap 12</b>			18	1'43.922	11.214	72	1'42.895	11.609
96	1'42.479		54	1'42.709	12.561	24	1'42.945	11.766
71	1'42.640	0.227	22	1'43.486	19.468	95	1'43.079	12.303
53	1'42.610	0.298	64	1'43.531	19.748	18	1'43.155	14.886
5	1'42.487	0.474	70	1'43.585	20.329	55	1'43.134	14.979
48	1'42.793	0.603	<b>Lap 15</b>			54	1'42.457	15.334
43	1'42.651	0.836	96	1'41.940		7	1'43.023	15.771
6	1'42.270	0.991	71	1'41.908	0.188	22	1'43.502	24.382
80	1'42.618	3.380	5	1'41.806	0.310	70	1'43.597	25.118
99	1'43.014	3.587	53	1'42.047	0.405	64	1'44.092	25.264
38	1'43.344	5.436	48	1'41.919	0.557	<b>Lap 18</b>		
82	1'42.640	7.303	43	1'42.013	0.841	96	1'41.632	
66	1'42.616	7.533	6	1'41.983	1.154	71	1'41.476	0.401
27	1'42.661	7.677	80	1'42.714	5.116	5	1'41.825	0.615
72	1'42.593	7.829	99	1'42.715	5.534	48	1'41.533	0.689
24	1'42.499	8.539	82	1'42.603	8.737	53	1'41.666	0.993
95	1'42.562	8.812	66	1'42.600	9.081	6	1'41.808	1.550
7	1'42.525	8.988	38	1'43.146	9.182	43	1'42.114	1.719
55	1'42.677	9.242	27	1'42.700	9.304	80	1'42.358	7.228
18	1'42.510	9.443	72	1'42.764	9.498	99	1'43.002	8.747
54	1'42.794	11.615	24	1'42.649	9.639	82	1'42.916	12.094
64	1'47.498	17.023	95	1'42.466	9.869	66	1'42.909	12.292
22	1'43.627	17.301	18	1'43.053	12.327	27	1'42.769	12.589
70	1'43.426	17.643	55	1'43.873	12.511	72	1'42.748	12.725
<b>Lap 13</b>			7	1'44.047	13.202	24	1'42.788	12.922
96	1'42.364		54	1'42.776	13.397	38	1'43.550	13.277
71	1'42.356	0.219	22	1'43.447	20.975	95	1'43.207	13.878
53	1'42.376	0.310	64	1'43.589	21.397	55	1'43.288	16.635
5	1'42.369	0.479	70	1'43.288	21.677	54	1'43.139	16.841
48	1'42.378	0.617	<b>Lap 16</b>			18	1'43.727	16.981
43	1'42.357	0.829	96	1'41.859		7	1'43.041	17.180
6	1'42.329	0.956	5	1'41.797	0.248	22	1'43.555	26.305
80	1'42.706	3.722	71	1'42.072	0.401	70	1'43.554	27.040
99	1'42.992	4.215	53	1'41.971	0.517	64	1'43.634	27.266
38	1'43.522	6.594	48	1'41.982	0.680	<b>Lap 19</b>		
82	1'42.742	7.681	43	1'41.915	0.897	96	1'41.821	
66	1'42.688	7.857	6	1'41.789	1.084	71	1'41.717	0.297
27	1'42.718	8.031	80	1'42.485	5.742	5	1'41.605	0.399
72	1'42.731	8.196	99	1'42.693	6.368	48	1'41.637	0.505
24	1'42.496	8.671	82	1'42.872	9.750	53	1'42.591	1.763
95	1'42.543	8.991	66	1'42.726	9.948	6	1'42.170	1.899
55	1'42.456	9.334	38	1'42.815	10.138	43	1'42.160	2.058
18	1'42.521	9.600	27	1'42.799	10.244	80	1'42.630	8.037
7	1'43.960	10.584	72	1'42.756	10.395	99	1'43.293	10.219
54	1'42.909	12.160	24	1'42.722	10.502	82	1'42.962	13.235
22	1'43.353	18.290	95	1'42.895	10.905	66	1'42.965	13.436
64	1'43.866	18.525	18	1'42.944	13.412	72	1'42.657	13.561
70	1'43.773	19.052	55	1'42.874	13.526	27	1'42.867	13.635
<b>Lap 14</b>			7	1'43.086	14.429	24	1'42.754	13.855
96	1'42.308		54	1'43.020	14.558	38	1'43.540	14.996
71	1'42.309	0.220	22	1'43.445	22.561	95	1'43.362	15.419
53	1'42.296	0.298	64	1'43.315	22.853	54	1'42.863	17.883
5	1'42.273	0.444	70	1'43.384	23.202	18	1'43.095	18.255
48	1'42.269	0.578	<b>Lap 17</b>			55	1'43.534	18.348
43	1'42.247	0.768	96	1'41.681		7	1'43.197	18.556
6	1'42.463	1.111	5	1'41.855	0.422	22	1'43.922	28.406
80	1'42.928	4.342	71	1'41.837	0.557	70	1'43.601	28.820
99	1'42.852	4.759	48	1'41.789	0.788	64	1'43.536	28.981
38	1'43.690	7.976	53	1'42.123	0.959	<b>Lap 20</b>		
82	1'42.701	8.074	43	1'42.021	1.237	96	1'41.823	
66	1'42.872	8.421	6	1'41.971	1.374	71	1'41.676	0.150
27	1'42.821	8.544	80	1'42.441	6.502	5	1'42.370	0.946
72	1'42.786	8.674	99	1'42.690	7.377	48	1'42.431	1.113
24	1'42.567	8.930	82	1'42.741	10.810	6	1'42.333	2.409
95	1'42.660	9.343	66	1'42.748	11.015	53	1'42.581	2.521
55	1'43.552	10.578	38	1'42.902	11.359	43	1'43.045	3.280

Lapped rider

These data/results cannot be reproduced, stored and/or transmitted in whole or in part by any manner of electronic, mechanical, photocopying, recording, broadcasting or otherwise now known or herein after developed without the previous express consent by the copyright owner, except for reproduction in daily press and regular printed publications on sale to the public within 60 days of the event related to those data/results and always provided that copyright symbol appears together as follows below.

© DORNA, 2023

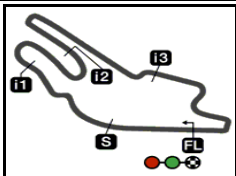
Official MotoGP Timing by TISSOT  
www.motogp.com

Le Mans, Sunday, May 14, 2023

Page 2 of 2



Le Mans



4185 m.

Results and timing service provided by TISSOT

## SHARK GRAND PRIX DE FRANCE

## 2023 Rookie of the Year Classification

Moto3™

36

Rider	Nation	Points	Leader	Previous	POR	ARG	AME	SPA	FRA	ITA	GER	NED	GBR	AUT	CAT	RSM	IND	JPN	INA	AUS	THA	MAL	QAT	VAL
1 ALONSO David	COL	38			-	2	8	20	8															
2 RUEDA José Antonio	SPA	37	1	1	13	-	6	11	7															
3 SALVADOR David	SPA	20	18	17	3	6	9	-	2															
4 VEIJER Collin	NED	8	30	12	4	-	3	-	1															
5 AZMAN Syarifuddin	MAL	5	33	3	-	5	-	-	-															
6 FARIOLI Filippo	ITA	2	36	3	-	-	-	2	-															

These data/results cannot be reproduced, stored and/or transmitted in whole or in part by any manner of electronic, mechanical, photocopying, recording, broadcasting or otherwise now known or herein after developed without the previous express consent by the copyright owner, except for reproduction in daily press and regular printed publications on sale to the public within 60 days of the event related to those data/results and always provided that copyright symbol appears together as follows below.

© DORNA, 2023

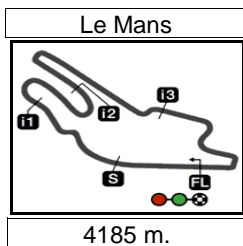
Official MotoGP Timing by TISSOT  
www.motogp.com

Le Mans, Sunday, May 14, 2023

motoE™







Results and timing service provided by **TISSOT**

After the **SHARK GRAND PRIX DE FRANCE**

**Moto3™**

**2023 Riders Performance**

(Qualifying Position - Starting Position - Race Position)

**37**

Rider	Points	POR	ARG	AME	SPA	FRA	ITA	GER	NED	GBR	AUT	CAT	RSM	IND	JPN	INA	AUS	THA	MAL	QAT	VAL		
1 <b>HOLGADO Daniel</b>	84	4	10	5	7																		
		4-1	10-4	5-5	6-6	-	-	-	-	-	-	-	-	-	-	-	-	-	-	-	-	-	-
2 <b>ORTOLÁ Ivan</b>	63	5	4	3	2																		
		5-NC	4-19	3-1	2-1	-	-	-	-	-	-	-	-	-	-	-	-	-	-	-	-	-	-
3 <b>MASIA Jaume</b>	63	9	5	1	5																		
		9-5	5-NC	1-2	4-3	-	-	-	-	-	-	-	-	-	-	-	-	-	-	-	-	-	-
4 <b>MOREIRA Diogo</b>	55	16	3	4	14																		
		16-3	3-2	4-4	13-10	-	-	-	-	-	-	-	-	-	-	-	-	-	-	-	-	-	-
5 <b>ARTIGAS Xavier</b>	50	7	15	9	9																		
		7-8	15-8	9-3	8-7	-	-	-	-	-	-	-	-	-	-	-	-	-	-	-	-	-	-
6 <b>SASAKI Ayumu</b>	43	1	1	2	8																		
		1-6	1-NC	2-NC	7-4	-	-	-	-	-	-	-	-	-	-	-	-	-	-	-	-	-	-
7 <b>SUZUKI Tatsuki</b>	38	15	6	10	16																		
		15-14	6-1	10-NC	15-8	-	-	-	-	-	-	-	-	-	-	-	-	-	-	-	-	-	-
8 <b>ALONSO David</b>	38	6	7	22	17																		
		6-NC	7-14	22-8	16-2	-	-	-	-	-	-	-	-	-	-	-	-	-	-	-	-	-	-
9 <b>RUEDA José Antonio</b>	37	2	13	11	10																		
		2-4	13-23	11-10	9-5	-	-	-	-	-	-	-	-	-	-	-	-	-	-	-	-	-	-
10 <b>ÖNCÜ Deniz</b>	33	8	2	14	1																		
		28-10	2-24	14-6	1-9	-	-	-	-	-	-	-	-	-	-	-	-	-	-	-	-	-	-
11 <b>NEPA Stefano</b>	26	10	14	6	22																		
		10-7	14-6	6-NC	21-15	-	-	-	-	-	-	-	-	-	-	-	-	-	-	-	-	-	-
12 <b>YAMANAKA Ryusei</b>	25	17	18	7	6																		
		17-16	18-9	7-9	5-25	-	-	-	-	-	-	-	-	-	-	-	-	-	-	-	-	-	-
13 <b>TOBA Kaito</b>	23	11	11	15	13																		
		11-11	11-7	15-11	12-NC	-	-	-	-	-	-	-	-	-	-	-	-	-	-	-	-	-	-

NC=Not classified NL=Not finished first lap NP=Not started race re-start N2=Not finished first lap race re-start EX=Excluded NS=Not Started DS=Disqualified

These data/results cannot be reproduced, stored and/or transmitted in whole or in part by any manner of electronic, mechanical, photocopying, recording, broadcasting or otherwise now known or herein after developed without the previous express consent by the copyright owner, except for reproduction in daily press and regular printed publications on sale to the public within 60 days of the event related to those data/results and always provided that copyright symbol appears together as follows below.  
© DORNA, 2023

Official MotoGP Timing by **TISSOT**  
www.motogp.com

Le Mans, Sunday, May 14, 2023



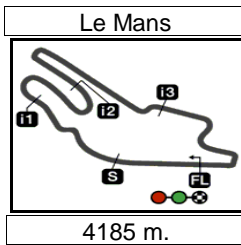
Rider	Points	POR	ARG	AME	SPA	FRA	ITA	GER	NED	GBR	AUT	CAT	RSM	IND	JPN	INA	AUS	THA	MAL	QAT	VAL	
14 MUÑOZ David	20	13	16	16	3																	
		13-2	16-16	16-NC	-NS	-	-	-	-	-	-	-	-	-	-	-	-	-	-	-	-	-
15 SALVADOR David	20	18	22	12	19																	
		18-13	22-10	12-7	18-NC	-	-	-	-	-	-	-	-	-	-	-	-	-	-	-	-	-
16 OGDEN Scott	17	20	8	23	11																	
		20-NC	8-5	23-14	10-12	-	-	-	-	-	-	-	-	-	-	-	-	-	-	-	-	-
17 MIGNO Andrea	16		9	24	15																	
		-	9-3	24-19	14-17	-	-	-	-	-	-	-	-	-	-	-	-	-	-	-	-	-
18 KELSO Joel	12	3			12																	
		3-9	-	-	11-18	-	-	-	-	-	-	-	-	-	-	-	-	-	-	-	-	-
19 FENATI Romano	8	25	24	13	4																	
		25-19	24-13	13-16	3-11	-	-	-	-	-	-	-	-	-	-	-	-	-	-	-	-	-
20 VEIJER Collin	8	14	17	21	20																	
		14-12	17-22	21-13	19-23	-	-	-	-	-	-	-	-	-	-	-	-	-	-	-	-	-
21 BERTELLE Matteo	7	19	12	8	18																	
		19-17	12-12	8-NC	17-13	-	-	-	-	-	-	-	-	-	-	-	-	-	-	-	-	-
22 AZMAN Syarifuddin	5	23	20	18	25																	
		23-22	20-11	18-NC	28-21	-	-	-	-	-	-	-	-	-	-	-	-	-	-	-	-	-
23 AJI Mario	4	22	23	25	28																	
		22-18	23-NC	25-12	26-19	-	-	-	-	-	-	-	-	-	-	-	-	-	-	-	-	-
24 FARIOLI Filippo	2	21	21	20	23																	
		21-NC	21-20	20-18	22-14	-	-	-	-	-	-	-	-	-	-	-	-	-	-	-	-	-
25 ROSSI Riccardo	2	12	19	17	21																	
		12-15	19-NC	17-15	20-NC	-	-	-	-	-	-	-	-	-	-	-	-	-	-	-	-	-
26 WHATLEY Joshua	1	24	28	27	27																	
		24-21	28-15	-NS	25-24	-	-	-	-	-	-	-	-	-	-	-	-	-	-	-	-	-
27 FURUSATO Taiyo	0	26	26	19	24																	
		26-20	26-18	19-20	23-16	-	-	-	-	-	-	-	-	-	-	-	-	-	-	-	-	-
28 ALMANSA David	0		25	28	29																	
		-	25-17	28-17	27-20	-	-	-	-	-	-	-	-	-	-	-	-	-	-	-	-	-
29 CARRASCO Ana	0	27	27	26	26																	
		27-23	27-21	26-21	24-22	-	-	-	-	-	-	-	-	-	-	-	-	-	-	-	-	-

NC=Not classified NL=Not finished first lap NP=Not started race re-start N2=Not finished first lap race re-start EX=Excluded NS=Not Started DS=Disqualified

These data/results cannot be reproduced, stored and/or transmitted in whole or in part by any manner of electronic, mechanical, photocopying, recording, broadcasting or otherwise now known or herein after developed without the previous express consent by the copyright owner, except for reproduction in daily press and regular printed publications on sale to the public within 60 days of the event related to those data/results and always provided that copyright symbol appears together as follows below.  
© DORNA, 2023

Official MotoGP Timing by **TISSOT**  
www.motogp.com





**SHARK GRAND PRIX DE FRANCE**  
**Official Starting Grid**

Race : 20 laps = 83.7 km



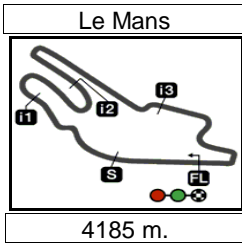
1	<b>1</b> 1'41.630 <b>71 Ayumu SASAKI</b> Husqvarna	<b>2</b> 1'41.939 <b>10 Diogo MOREIRA</b> KTM	<b>3</b> 1'41.958 <b>96 Daniel HOLGADO</b> KTM
2	<b>4</b> 1'42.101 <b>53 Deniz ÖNCÜ</b> KTM	<b>5</b> 1'42.128 <b>16 Andrea MIGNO</b> KTM	<b>6</b> 1'42.332 <b>48 Ivan ORTOLÁ</b> KTM
3	<b>7</b> 1'42.369 <b>5 Jaime MASIA</b> Honda	<b>8</b> 1'42.619 <b>43 Xavier ARTIGAS</b> CFMOTO	<b>9</b> 1'42.667 <b>55 Romano FENATI</b> Honda
4	<b>10</b> 1'42.685 <b>63 Syarifuddin AZMAN</b> KTM	<b>11</b> 1'42.685 <b>99 José Antonio RUEDA</b> KTM	<b>12</b> 1'42.735 <b>38 David SALVADOR</b> KTM
5	<b>13</b> 1'42.789 <b>82 Stefano NEPA</b> KTM	<b>14</b> 1'42.878 <b>6 Ryusei YAMANAKA</b> GASGAS	<b>15</b> 1'43.007 <b>72 Taiyo FURUSATO</b> Honda
6	<b>16</b> 1'43.135 <b>66 Joel KELSO</b> CFMOTO	<b>17</b> 1'43.435 <b>7 Filippo FARIOLI</b> KTM	<b>18</b> 1'43.443 <b>64 Mario AJI</b> Honda
7	<b>19</b> 1'43.816 <b>95 Collin VEIJER</b> Husqvarna	<b>20</b> 1'43.879 <b>19 Scott OGDEN</b> Honda	<b>21</b> 1'43.966 <b>18 Matteo BERTELLE</b> Honda
8	<b>22</b> 1'43.997 <b>54 Riccardo ROSSI</b> Honda	<b>23</b> 1'44.031 <b>27 Kaito TOBA</b> Honda	<b>24</b> 1'44.061 <b>24 Tatsuki SUZUKI</b> Honda

The results are provisional until the end of the limit for protest and appeals and until the ratification of the Event Management Committee.

Time limit for protest expires 60' at the latest after publication of the results - ..... Time: .....

These data/results cannot be reproduced, stored and/or transmitted in whole or in part by any manner of electronic, mechanical, photocopying, recording, broadcasting or otherwise now known or herein after developed without the previous express consent by the copyright owner, except for reproduction in daily press and regular printed publications on sale to the public within 60 days of the event related to those data/results and always provided that copyright symbol appears together as follows below.

© DORNA, 2023



Results and timing service provided by TISSOT

Moto3™

# SHARK GRAND PRIX DE FRANCE

## Official Starting Grid

Race : 20 laps = 83.7 km

9

**25**  
1'44.181  
**80 David ALONSO**  
GASGAS

**26**  
1'44.410  
**70 Joshua WHATLEY**  
Honda

**27**  
1'44.478  
**22 Ana CARRASCO**  
KTM

The results are provisional until the end of the limit for protest and appeals and until the ratification of the Event Management Committee.

Time limit for protest expires 60' at the latest after publication of the results - ..... Time: .....

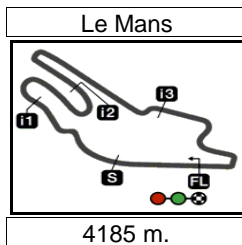
These data/results cannot be reproduced, stored and/or transmitted in whole or in part by any manner of electronic, mechanical, photocopying, recording, broadcasting or otherwise now known or herein after developed without the previous express consent by the copyright owner, except for reproduction in daily press and regular printed publications on sale to the public within 60 days of the event related to those data/results and always provided that copyright symbol appears together as follows below.

© DORNA, 2023

Official MotoGP Timing by TISSOT  
www.motogp.com

Le Mans, Sunday, May 14, 2023





Results and timing service provided by **TISSOT**

**Moto3™**

## SHARK GRAND PRIX DE FRANCE

Race

Top Speed & Average



Rider	Nation	Motorcycle	Top 5 speeds					Average	Top
80 David ALONSO	COL	GASGAS	227.6	222.5	222.0	221.6	221.1	222.4	227.6
18 Matteo BERTELLE	ITA	HONDA	226.6	221.6	221.1	220.6	219.6	221.9	226.6
5 Jaume MASIA	SPA	HONDA	225.1	224.0	223.5	223.5	223.0	223.7	225.1
82 Stefano NEPA	ITA	KTM	225.1	222.5	221.1	220.6	220.6	222.0	225.1
66 Joel KELSO	AUS	CFMOTO	224.5	224.0	223.5	223.0	223.0	223.6	224.5
95 Collin VEIJER	NED	HUSQVARNA	224.5	223.5	223.5	223.0	222.5	223.3	224.5
6 Ryusei YAMANAKA	JPN	GASGAS	224.0	224.0	223.5	222.5	222.5	223.3	224.0
10 Diogo MOREIRA	BRA	KTM	224.0	224.0	223.0	223.0	223.0	223.4	224.0
27 Kaito TOBA	JPN	HONDA	224.0	223.0	223.0	222.0	222.0	222.8	224.0
24 Tatsuki SUZUKI	JPN	HONDA	223.5	223.0	221.6	221.6	220.6	222.1	223.5
48 Ivan ORTOLÁ	SPA	KTM	223.5	223.0	222.5	222.0	222.0	222.6	223.5
71 Ayumu SASAKI	JPN	HUSQVARNA	223.5	222.5	221.6	221.6	221.1	222.1	223.5
38 David SALVADOR	SPA	KTM	223.0	222.0	220.6	220.1	220.1	221.2	223.0
99 José Antonio RUEDA	SPA	KTM	223.0	221.1	220.1	219.6	219.6	220.7	223.0
43 Xavier ARTIGAS	SPA	CFMOTO	222.5	222.0	222.0	221.6	221.6	221.9	222.5
54 Riccardo ROSSI	ITA	HONDA	222.5	221.1	220.6	219.6	219.1	220.6	222.5
16 Andrea MIGNO	ITA	KTM	222.0	219.1	218.6	217.7	217.2	218.9	222.0
72 Taiyo FURUSATO	JPN	HONDA	222.0	221.6	221.1	220.6	220.6	221.2	222.0
7 Filippo FARIOLI	ITA	KTM	221.6	221.6	221.1	220.6	220.6	221.0	221.6
53 Deniz ÖNCÜ	TUR	KTM	221.6	221.6	221.1	221.1	221.1	221.3	221.6
19 Scott OGDEN	GBR	HONDA	221.1	220.6	219.6	218.2	218.2	219.5	221.1
63 Syarifuddin AZMAN	MAL	KTM	220.6	219.1				219.9	220.6
22 Ana CARRASCO	SPA	KTM	220.1	220.1	219.6	218.2	217.7	219.1	220.1
55 Romano FENATI	ITA	HONDA	219.6	219.1	219.1	219.1	218.6	219.0	219.6
70 Joshua WHATLEY	GBR	HONDA	218.6	217.7	215.8	215.8	215.3	216.6	218.6
96 Daniel HOLGADO	SPA	KTM	218.2	217.7	217.7	217.7	217.2	217.5	218.2
64 Mario AJI	INA	HONDA	215.8	215.3	214.4	214.4	214.4	214.9	215.8

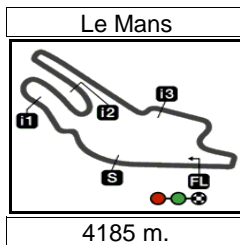
These data/results cannot be reproduced, stored and/or transmitted in whole or in part by any manner of electronic, mechanical, photocopying, recording, broadcasting or otherwise now known or herein after developed without the previous express consent by the copyright owner, except for reproduction in daily press and regular printed publications on sale to the public within 60 days of the event related to those data/results and always provided that copyright symbol appears together as follows below.

© DORNA, 2023

Official MotoGP Timing by TISSOT  
www.motogp.com



Le Mans, Sunday, May 14, 2023



Results and timing service provided by **TISSOT**

**Moto3™**

## SHARK GRAND PRIX DE FRANCE

Race

### Fastest Laps Sequence

Lap	Race Time	 Rider	Nation	Motorcycle	Time	Km/h	Riders's Lap
2	<b>3'28.934</b>	96 Daniel HOLGADO	SPA	KTM	<b>1'42.665</b>	146.7	2
2	<b>3'29.123</b>	71 Ayumu SASAKI	JPN	HUSQVARNA	<b>1'42.573</b>	146.8	2
2	<b>3'29.332</b>	53 Deniz ÖNCÜ	TUR	KTM	<b>1'42.551</b>	146.9	2
2	<b>3'29.623</b>	5 Jaume MASIA	SPA	HONDA	<b>1'42.538</b>	146.9	2
3	<b>5'11.784</b>	53 Deniz ÖNCÜ	TUR	KTM	<b>1'42.452</b>	147.0	3
3	<b>5'12.191</b>	48 Ivan ORTOLÁ	SPA	KTM	<b>1'42.416</b>	147.1	3
3	<b>5'12.376</b>	43 Xavier ARTIGAS	SPA	CFMOTO	<b>1'42.180</b>	147.4	3
5	<b>8'38.750</b>	99 José Antonio RUEDA	SPA	KTM	<b>1'42.125</b>	147.5	5
5	<b>8'39.119</b>	80 David ALONSO	COL	GASGAS	<b>1'42.085</b>	147.5	5
7	<b>12'01.054</b>	48 Ivan ORTOLÁ	SPA	KTM	<b>1'42.075</b>	147.5	7
7	<b>12'01.870</b>	6 Ryusei YAMANAKA	JPN	GASGAS	<b>1'42.054</b>	147.6	7
8	<b>13'42.724</b>	96 Daniel HOLGADO	SPA	KTM	<b>1'42.041</b>	147.6	8
8	<b>13'43.805</b>	6 Ryusei YAMANAKA	JPN	GASGAS	<b>1'41.935</b>	147.8	8
15	<b>25'38.548</b>	71 Ayumu SASAKI	JPN	HUSQVARNA	<b>1'41.908</b>	147.8	15
15	<b>25'38.670</b>	5 Jaume MASIA	SPA	HONDA	<b>1'41.806</b>	147.9	15
16	<b>27'20.467</b>	5 Jaume MASIA	SPA	HONDA	<b>1'41.797</b>	148.0	16
16	<b>27'21.303</b>	6 Ryusei YAMANAKA	JPN	GASGAS	<b>1'41.789</b>	148.0	16
17	<b>29'01.900</b>	96 Daniel HOLGADO	SPA	KTM	<b>1'41.681</b>	148.1	17
18	<b>30'43.532</b>	96 Daniel HOLGADO	SPA	KTM	<b>1'41.632</b>	148.2	18
18	<b>30'43.933</b>	71 Ayumu SASAKI	JPN	HUSQVARNA	<b>1'41.476</b>	148.4	18

These data/results cannot be reproduced, stored and/or transmitted in whole or in part by any manner of electronic, mechanical, photocopying, recording, broadcasting or otherwise now known or herein after developed without the previous express consent by the copyright owner, except for reproduction in daily press and regular printed publications on sale to the public within 60 days of the event related to those data/results and always provided that copyright symbol appears together as follows below.

© DORNA, 2023

Official MotoGP Timing by TISSOT  
www.motogp.com

Le Mans, Sunday, May 14, 2023

