




5245 m.

GRAN PREMIO D'ITALIA OAKLEY

Practice Nr. 1

Classification

3

	Rider	Nation	Team	Motorcycle	Time	Lap Total	Gap	Top Speed
1	37 Pedro ACOSTA	SPA	Red Bull KTM Ajo	KALEX	1'50.928	14 17		298.3
2	13 Celestino VIETTI	ITA	Fantic Racing	KALEX	1'51.124	15 18	0.196 0.196	296.7
3	21 Alonso LOPEZ	SPA	MB Conveyors SpeedUp	BOSCOSCURO	1'51.193	13 19	0.265 0.069	288.0
4	54 Fermin ALDEGUER	SPA	MB Conveyors SpeedUp	BOSCOSCURO	1'51.246	12 13	0.318 0.053	288.7
5	34 Mattia PASINI	ITA	Fieten Olie Racing GP	KALEX	1'51.365	11 16	0.437 0.119	299.1
6	12 Filip SALAC	CZE	QJMOTOR Gresini Moto2	KALEX	1'51.627	12 12	0.699 0.262	294.2
7	14 Tony ARBOLINO	ITA	Elf Marc VDS Racing Team	KALEX	1'51.814	15 16	0.886 0.187	299.1
8	22 Sam LOWES	GBR	Elf Marc VDS Racing Team	KALEX	1'51.830	13 14	0.902 0.016	291.1
9	96 Jake DIXON	GBR	Autosolar GASGAS Aspar M2	KALEX	1'51.873	12 16	0.945 0.043	291.8
10	71 Dennis FOGGIA	ITA	Italtrans Racing Team	KALEX	1'51.877	12 15	0.949 0.004	295.8
11	52 Jeremy ALCOBA	SPA	QJMOTOR Gresini Moto2	KALEX	1'51.896	13 15	0.968 0.019	296.7
12	16 Joe ROBERTS	USA	Italtrans Racing Team	KALEX	1'51.959	11 16	1.031 0.063	291.1
13	18 Manuel GONZALEZ	SPA	Correos Prepago Yamaha VR46 M	KALEX	1'51.961	13 17	1.033 0.002	293.4
14	40 Aron CANET	SPA	Pons Wegow Los40	KALEX	1'51.993	6 9	1.065 0.032	291.8
15	79 Ai OGURA	JPN	IDEMITSU Honda Team Asia	KALEX	1'52.041	11 15	1.113 0.048	287.2
16	75 Albert ARENAS	SPA	Red Bull KTM Ajo	KALEX	1'52.142	15 17	1.214 0.101	296.7
17	15 Darryn BINDER	RSA	Liqui Moly Husqvarna Intact GP	KALEX	1'52.191	14 17	1.263 0.049	299.1
18	64 Bo BENDSNEYDER	NED	Pertamina Mandalika SAG Team	KALEX	1'52.289	15 16	1.361 0.098	294.2
19	35 Somkiat CHANTRA	THA	IDEMITSU Honda Team Asia	KALEX	1'52.391	18 19	1.463 0.102	296.7
20	11 Sergio GARCIA	SPA	Pons Wegow Los40	KALEX	1'52.464	12 14	1.536 0.073	291.1
21	28 Izan GUEVARA	SPA	Autosolar GASGAS Aspar M2	KALEX	1'52.523	12 15	1.595 0.059	294.2
22	7 Barry BALTUS	BEL	Fieten Olie Racing GP	KALEX	1'52.747	17 18	1.819 0.224	295.0
23	84 Zonta VD GOORBERGH	NED	Fieten Olie Racing GP	KALEX	1'52.808	16 18	1.880 0.061	291.8
24	24 Marcos RAMIREZ	SPA	Forward Team	FORWARD	1'53.462	15 17	2.534 0.654	296.7
25	72 Borja GOMEZ	SPA	Fantic Racing	KALEX	1'53.512	12 15	2.584 0.050	295.0
26	3 Lukas TULOVIC	GER	Liqui Moly Husqvarna Intact GP	KALEX	1'53.563	18 18	2.635 0.051	298.3
27	4 Sean Dylan KELLY	USA	OnlyFans American Racing	KALEX	1'53.662	16 16	2.734 0.099	295.0
28	33 Rory SKINNER	GBR	OnlyFans American Racing	KALEX	1'54.352	6 17	3.424 0.690	292.6
29	19 Lorenzo DALLA PORTA	ITA	Forward Team	FORWARD	1'55.113	12 14	4.185 0.761	295.0
30	23 Taiga HADA	JPN	Pertamina Mandalika SAG Team	KALEX	1'55.159	13 13	4.231 0.046	290.3
31	27 Kasma DANIEL	MAL	Correos Prepago Yamaha VR46 M	KALEX	1'55.240	14 15	4.312 0.081	289.5

Practice condition: Dry

Air: 22°

Humidity: 77%

Ground: 27°

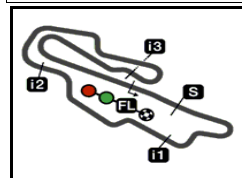
Fastest Lap:	Lap: 14	Pedro ACOSTA	1'50.928	170.2 Km/h
Best Race Lap:	2021	Sam LOWES	1'51.208	169.7 Km/h
All Time Lap Record:	2021	Raul FERNANDEZ	1'50.616	170.6 Km/h

The results are provisional until the end of the limit for protest and appeals.

Time limit for protest expires 30' after publication of the results - Time:

These data/results cannot be reproduced, stored and/or transmitted in whole or in part by any manner of electronic, mechanical, photocopying, recording, broadcasting or otherwise now known or herein after developed without the previous express consent by the copyright owner, except for reproduction in daily press and regular printed publications on sale to the public within 60 days of the event related to those data/results and always provided that copyright symbol appears together as follows below.

© DORNA, 2023




5245 m.

GRAN PREMIO D'ITALIA OAKLEY

Practice Nr. 1

Top Speed & Average

4

 Rider	Nation	Motorcycle	Top 5 speeds					Average	Top
14 Tony ARBOLINO	ITA	KALEX	299.1	298.3	296.7	295.0	295.0	296.3	299.1
15 Darryn BINDER	RSA	KALEX	299.1	297.5	296.7	295.8	295.8	296.8	299.1
34 Mattia PASINI	ITA	KALEX	299.1	296.7	296.7	296.7	295.0	296.5	299.1
3 Lukas TULOVIC	GER	KALEX	298.3	291.1	290.3	289.5	289.5	291.4	298.3
37 Pedro ACOSTA	SPA	KALEX	298.3	296.7	296.7	295.8	295.8	296.2	298.3
13 Celestino VIETTI	ITA	KALEX	296.7	296.7	295.8	295.0	295.0	295.7	296.7
24 Marcos RAMIREZ	SPA	FORWARD	296.7	293.4	292.6	292.6	290.3	292.7	296.7
35 Somkiat CHANTRA	THA	KALEX	296.7	295.0	292.6	291.8	291.8	292.9	296.7
52 Jeremy ALCOBA	SPA	KALEX	296.7	295.0	294.2	293.4	293.4	294.5	296.7
75 Albert ARENAS	SPA	KALEX	296.7	293.4	291.8	291.8	291.8	293.1	296.7
71 Dennis FOGGIA	ITA	KALEX	295.8	295.0	295.0	295.0	293.4	294.8	295.8
4 Sean Dylan KELLY	USA	KALEX	295.0	291.8	291.1	290.3	289.5	291.2	295.0
7 Barry BALTUS	BEL	KALEX	295.0	293.4	291.1	289.5	288.7	290.7	295.0
19 Lorenzo DALLA PORTA	ITA	FORWARD	295.0	291.8	291.8	291.8	291.1	292.1	295.0
72 Borja GOMEZ	SPA	KALEX	295.0	295.0	294.2	293.4	293.4	294.1	295.0
12 Filip SALAC	CZE	KALEX	294.2	291.8	291.1	290.3	290.3	291.3	294.2
28 Izan GUEVARA	SPA	KALEX	294.2	291.1	291.1	291.1	290.3	291.4	294.2
64 Bo BENDSNEYDER	NED	KALEX	294.2	291.8	291.1	290.3	290.3	291.5	294.2
18 Manuel GONZALEZ	SPA	KALEX	293.4	292.6	292.6	291.8	291.8	292.3	293.4
33 Rory SKINNER	GBR	KALEX	292.6	291.1	289.5	289.5	289.5	290.4	292.6
40 Aron CANET	SPA	KALEX	291.8	291.8	288.7	288.7	288.0	289.3	291.8
84 Zonta VD GOORBERGH	NED	KALEX	291.8	288.0	288.0	287.2	287.2	288.4	291.8
96 Jake DIXON	GBR	KALEX	291.8	291.8	291.8	291.1	290.3	291.1	291.8
11 Sergio GARCIA	SPA	KALEX	291.1	290.3	290.3	290.3	288.7	290.1	291.1
16 Joe ROBERTS	USA	KALEX	291.1	290.3	290.3	289.5	289.5	290.1	291.1
22 Sam LOWES	GBR	KALEX	291.1	289.5	288.7	288.0	288.0	289.1	291.1
23 Taiga HADA	JPN	KALEX	290.3	288.0	288.0	288.0	287.2	288.3	290.3
27 Kasma DANIEL	MAL	KALEX	289.5	288.7	287.2	287.2	287.2	287.8	289.5
54 Fermín ALDEGUER	SPA	BOSCOSCURO	288.7	288.7	288.0	288.0	287.2	288.0	288.7
21 Alonso LOPEZ	SPA	BOSCOSCURO	288.0	288.0	288.0	288.0	287.2	287.6	288.0
79 Ai OGURA	JPN	KALEX	287.2	287.2	286.4	285.7	285.7	286.3	287.2

These data/results cannot be reproduced, stored and/or transmitted in whole or in part by any manner of electronic, mechanical, photocopying, recording, broadcasting or otherwise now known or herein after developed without the previous express consent by the copyright owner, except for reproduction in daily press and regular printed publications on sale to the public within 60 days of the event related to those data/results and always provided that copyright symbol appears together as follows below.

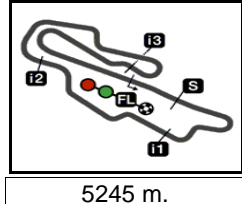
© DORNA, 2023

Official MotoGP Timing by TISSOT
www.motogp.com





Mugello, Friday, June 09, 2023



5245 m.

GRAN PREMIO D'ITALIA OAKLEY**Practice Nr. 1****Chronological Analysis of Performances****5**

		* Lap / Sector time cancelled					T1 Time from finish line to 1st intermedate					T3 Time from 2nd intermed. to 3rd intermed.				
		P Crossing the finish line in pit lane					T2 Time from 1st intermed. to 2nd intermed.					T4 Time from 3rd intermedate to finish line				
Lap	Lap Time	T1	T2	T3	T4	Speed	Lap	Lap Time	T1	T2	T3	T4	Speed			
1st	37	Pedro ACOSTA Red Bull KTM Ajo SPA					4	1'52.630	26.633	23.606	36.095	26.296	286.4			
		Runs=2 Total laps=17 Full laps=14 Valid laps=14					5	1'52.355	26.627	23.514	36.142	26.072	286.4			
1	3'15.013	31.735	24.989	37.052	26.603	185.5	6	1'56.059	26.501	23.373	39.220	26.965	286.4			
2	1'53.195	26.731	23.855	36.405	26.204	294.2	7	1'53.735	26.626	23.513	37.165	26.431	286.4			
3	1'52.390	26.854	23.512	35.947	26.077	295.8	8	1'54.504 *	27.48*	24.107	36.708	26.205	284.9			
4	1'51.748	26.425	23.402	36.010	25.911	295.8	9	1'52.113	26.573	23.390	36.104	26.046	288.0			
5	1'56.982	29.386	23.736	37.527	26.333	298.3	10	1'52.215	26.565	23.367	36.140	26.143	287.2			
6	1'53.683	26.428	23.433	37.935	25.887	295.8	11	58.935 P	27.824				285.7			
7	1'52.172	26.553	23.398	36.213	26.008	295.8	12	2'01.063	34.567	24.337	36.210	25.949	154.7			
8	1'52.082	26.328	23.389	36.288	26.077	294.2	13	1'51.193	26.348	23.204	35.766	25.875	288.0			
9	58.387 P	28.998				294.2	14	1'53.388 *	27.72*	23.650	36.096	25.921	287.2			
10	2'02.096	33.664	24.839	37.374	26.219	169.8	15	1'51.506	26.321	23.303	35.877	26.005	287.2			
11	1'51.414	26.373	23.423	35.796	25.822	292.6	16	1'56.132	26.708	25.703	37.402	26.319	288.0			
12	1'51.142	26.370	23.215	35.636	25.921	295.8	17	1'51.678	26.445	23.267	36.018	25.948	288.0			
13	1'50.972	26.233	23.148	35.774	25.817	296.7	18	1'51.880	26.534	23.279	36.065	26.002	287.2			
14	1'50.928	26.127	23.188	35.896	25.717	295.8	19	1'51.885	26.476	23.287	36.032	26.090	287.2			
15	1'50.962	26.143	23.176	35.904	25.739	295.8										
16	1'59.727	28.737	25.456	38.766	26.768	296.7	4th	54	Fermín ALDEGUER MB Conveyors Speed SPA							
17	1'51.771	26.344	23.317	36.036	26.074	293.4			Runs=3 Total laps=13 Full laps=8 Valid laps=8							
							1	2'09.630	32.385	25.488	37.743	27.177	194.5			
2nd	13	Celestino VIETTI Fantic Racing ITA					2	1'53.865	27.336	23.879	36.368	26.282	280.5			
		Runs=2 Total laps=18 Full laps=15 Valid laps=15					3	1'52.351 P	26.963	23.617	36.198	25.573	285.7			
1	2'38.104	33.169	26.042	38.076	26.917	173.0	4	1'58.910	31.533	24.210	36.833	26.334	194.9			
2	2'08.278	38.024	26.205	37.350	26.699	293.4	5	1'52.486	26.766	23.607	36.101	26.012	286.4			
3	1'53.447	26.925	23.862	36.380	26.280	291.1	6	1'52.421	26.566	23.488	35.975	26.392	286.4			
4	1'52.841	26.656	23.729	36.312	26.144	291.1	7	1'51.936	26.513	23.429	35.892	26.102	287.2			
5	1'52.692	26.653	23.628	36.327	26.084	293.4	8	56.415 P	27.92*				287.2			
6	1'52.366	26.491	23.689	36.134	26.052	295.0	9	1'57.738 *	31.142	24.011	36.483*	26.102	194.2			
7	1'52.804	26.703	23.666	36.303	26.132	295.8	10	1'51.475	26.468	23.204	35.955	25.848	288.0			
8	1'52.743	26.565	23.774	36.227	26.177	292.6	11	1'51.273	26.345	23.193	35.858	25.877	288.7			
9	1'52.333	26.506	23.703	36.086	26.038	294.2	12	1'51.246	26.335	23.256	35.759	25.896	288.0			
10	1'52.268	26.410	23.693	36.045	26.120	294.2	13	1'55.699	26.541	25.444	37.281	26.433	288.7			
11	1'52.531	26.610	23.639	36.137	26.145	289.5										
12	1'04.243 P	30.921				289.5	5th	34	Mattia PASINI Fieten Olie Racing GP ITA							
13	2'14.345	41.481	26.883	39.426	26.555	158.8			Runs=2 Total laps=16 Full laps=13 Valid laps=12							
14	1'51.641	26.523	23.559	35.666	25.893	295.0	1	2'42.268	32.405	25.520	38.352	27.082	191.4			
15	1'51.124	26.244	23.334	35.614	25.932	296.7	2	1'55.230	27.396	24.373	36.983	26.478	293.4			
16	1'51.162	26.217	23.348	35.691	25.906	296.7	3	1'53.886	26.793	23.943	36.799	26.351	294.2			
17	1'51.477	26.214	23.411	35.889	25.963	295.0	4	1'53.033	26.563	23.767	36.532	26.171	295.0			
18	1'51.544	26.199	23.436	35.792	26.117	293.4	5	1'52.637	26.512	23.579	36.370	26.176	294.2			
							6	2'00.439	31.996	24.627	37.489	26.327	294.2			
3rd	21	Alonso LOPEZ MB Conveyors Speed SPA					7	1'53.217	27.011	23.813	36.339	26.054	294.2			
		Runs=2 Total laps=19 Full laps=16 Valid laps=14					8	1'02.113 P	28.615				299.1			
1	2'03.246	31.467	25.028	37.356	26.798	177.9	9	2'00.261	32.025	24.388	37.192	26.656	178.8			
2	1'54.048	27.099	23.853	36.726	26.370	283.4	10	1'57.073 *	27.68*	26.533	36.893	25.960	291.8			
3	1'52.870	26.712	23.627	36.131	26.400	284.9	11	1'51.365	26.395	23.342	35.807	25.821	296.7			

Fastest Lap: Pedro ACOSTA Red Bull KTM Ajo SPA **1'50.928** 26.127 23.188 35.896 25.717

These data/results cannot be reproduced, stored and/or transmitted in whole or in part by any manner of electronic, mechanical, photocopying, recording, broadcasting or otherwise now known or herein after developed without the previous express consent by the copyright owner, except for reproduction in daily press and regular printed publications on sale to the public within 60 days of the event related to those data/results and always provided that copyright symbol appears together as follows below.
© DORNA, 2023

Practice Nr. 1

Moto2

Lap	Lap Time	T1	T2	T3	T4	Speed	Lap	Lap Time	T1	T2	T3	T4	Speed
12	1'53.238	27.423	23.806	36.095	25.914	296.7	13	1'51.830	26.684	23.393	35.896	25.857	289.5
13	1'51.464	26.309	23.385	35.882	25.888	295.0	14	1'51.913	26.609	23.368	36.091	25.845	291.1
14	1'56.698	29.343	24.402	36.630	26.323	279.0	9th 96 Jake DIXON Autosolar GASGAS A GBR Runs=2 Total laps=16 Full laps=13 Valid laps=13						
15	1'52.128	26.407	23.463	36.195	26.063	296.7	1	3'04.050	36.233	25.954	38.912	27.329	126.9
16	1'52.149	26.528	23.444	36.160	26.017	294.2	2	1'53.862	26.908	24.004	36.616	26.334	289.5
	PIT	52.235	28.599	51.230	55.674	270.0	3	1'52.907	26.824	23.842	36.145	26.096	291.8
6th 12 Filip SALAC QJMOTOR Gresini M CZE Runs=3 Total laps=12 Full laps=7 Valid laps=7						4	1'53.126	26.653	23.788	36.328	26.357	290.3	
1	2'24.994	31.590	24.998	38.813	26.958	184.6	5	1'58.542	30.217	25.409	36.577	26.339	289.5
2	55.091 P	27.214				290.3	6	1'52.312	26.663	23.648	35.994	26.007	289.5
3	2'01.526	33.719	24.384	36.827	26.596	182.1	7	1'52.587	26.691	23.607	36.179	26.110	291.1
4	1'52.985	26.769	23.659	36.255	26.302	291.1	8	1'53.173	26.700	23.787	36.396	26.290	289.5
5	1'52.534	26.653	23.712	36.136	26.033	290.3	9	58.886 P	26.830				289.5
6	1'52.263	26.618	23.599	35.999	26.047	289.5	10	2'04.108	35.038	24.454	38.045	26.571	131.5
7	1'52.256	26.503	23.481	36.200	26.072	289.5	11	1'52.038	26.665	23.474	35.928	25.971	291.8
8	55.267 P	26.600				289.5	12	1'51.873	26.611	23.366	35.900	25.996	290.3
9	2'03.967	34.581	25.387	37.698	26.301	164.8	13	1'58.384	26.536	23.470	41.373	27.005	288.7
10	1'51.857	26.486	23.505	35.958	25.908	294.2	14	1'54.664	26.605	23.512	36.136	28.411	291.8
11	1'52.126	26.370	23.387	36.240	26.129	291.8	15	1'52.299	26.542	23.535	36.051	26.171	289.5
12	1'51.627	26.384	23.362	35.987	25.894	289.5	16	1'52.198	26.486	23.474	36.147	26.091	290.3
	PIT	29.078				290.3	10th 71 Dennis FOGGIA Italtrans Racing Team ITA Runs=2 Total laps=15 Full laps=12 Valid laps=11						
7th 14 Tony ARBOLINO Elf Marc VDS Racing ITA Runs=2 Total laps=16 Full laps=13 Valid laps=13						1	2'33.725	31.699	24.784	37.451	26.742	194.9	
1	3'09.999	32.009	25.361	37.885	26.655	188.8	2	1'54.319	27.152	24.099	36.791	26.277	295.8
2	1'54.456	27.018	23.944	37.153	26.341	292.6	3	1'53.242 *	26.799	23.615	36.623*	26.205	295.0
3	1'52.886	26.734	23.778	36.360	26.014	299.1	4	1'52.961	26.664	23.812	36.339	26.146	293.4
4	1'57.560	30.524	24.027	36.905	26.104	295.0	5	1'52.832	26.652	23.684	36.254	26.242	291.8
5	1'53.716	26.635	23.808	37.029	26.244	293.4	6	1'52.457	26.674	23.534	36.165	26.084	290.3
6	1'52.877	26.673	23.738	36.549	25.917	292.6	7	1'52.791	26.587	23.701	36.195	26.308	292.6
7	58.711 P	28.71*				292.6	8	1'00.724 P	29.88*				288.0
8	1'59.048	31.244	24.436	37.048	26.320	171.4	9	1'58.115	31.454	23.786	36.734	26.141	194.2
9	1'52.198	26.447	23.670	36.256	25.825	290.3	10	1'51.976	26.496	23.414	36.024	26.042	291.8
10	1'52.184	26.462	23.531	36.260	25.931	293.4	11	1'51.897	26.528	23.466	36.029	25.874	292.6
11	1'57.825	26.425	23.614	41.442	26.344	295.0	12	1'51.877	26.363	23.320	36.199	25.995	295.0
12	1'56.912	28.326	25.674	36.918	25.994	298.3	13	1'57.130	26.411	23.380	40.096	27.243	291.8
13	1'53.832	26.386	23.565	37.042	26.839	294.2	14	1'56.652	26.442	23.703	39.393	27.114	295.0
14	1'51.836	26.394	23.503	36.182	25.757	296.7	15	1'53.841	26.515	23.896	37.087	26.343	291.8
15	1'51.814	26.327	23.529	36.193	25.765	295.0	11th 52 Jeremy ALCOBA QJMOTOR Gresini M SPA Runs=2 Total laps=15 Full laps=12 Valid laps=12						
16	2'02.902	28.363	25.902	40.657	27.980	295.0	1	2'33.451	32.364	25.256	38.211	27.142	190.1
8th 22 Sam LOWES Elf Marc VDS Racing GBR Runs=3 Total laps=14 Full laps=9 Valid laps=9						2	1'54.421	26.910	24.264	36.780	26.467	293.4	
1	3'02.166	37.063	26.055	38.372	27.254	116.5	3	1'53.387	26.562	23.872	36.668	26.285	295.0
2	1'55.013	27.315	24.342	36.960	26.396	285.7	4	1'53.332	26.611	23.900	36.490	26.331	289.5
3	1'53.576	26.934	23.823	36.474	26.345	288.0	5	1'53.485	26.767	23.876	36.592	26.250	292.6
4	1'56.775	28.296	25.267	36.893	26.319	286.4	6	1'53.788	26.711	23.923	37.041	26.113	293.4
5	1'52.926	26.850	23.582	36.294	26.200	287.2	7	1'52.897	26.707	23.800	36.254	26.136	291.1
6	1'52.440	26.610	23.468	36.366	25.996	287.2	8	1'55.738	27.717	24.868	36.758	26.395	296.7
7	1'03.883 P	32.080				285.7	9	1'53.041	26.501	23.784	36.453	26.303	288.7
8	2'01.731	34.217	24.283	36.808	26.423	162.4	10	1'01.289 P	30.107				282.7
9	1'53.051	26.874	23.590	36.378	26.209	286.4	11	2'07.498	31.919	23.944	44.971	26.664	193.2
10	1'52.804	26.903	23.501	36.300	26.100	288.0	12	1'52.360	26.777	23.529	36.069	25.985	284.9
11	3'10.585 P	2'40.883				288.7	13	1'51.896	26.372	23.487	35.973	26.064	294.2
12	2'07.719	32.714	29.575	39.200	26.230	180.6	14	1'51.961	26.455	23.454	36.060	25.992	291.8

Fastest Lap: Pedro ACOSTA Red Bull KTM Ajo SPA **1'50.928** 26.127 23.188 35.896 25.717

These data/results cannot be reproduced, stored and/or transmitted in whole or in part by any manner of electronic, mechanical, photocopying, recording, broadcasting or otherwise now known or herein after developed without the previous express consent by the copyright owner, except for reproduction in daily press and regular printed publications on sale to the public within 60 days of the event related to those data/results and always provided that copyright symbol appears together as follows below.
© DORNA, 2023

Official MotoGP Timing by TISSOT
www.motogp.com

Mugello, Friday, June 09, 2023

Page 2 of 6



Practice Nr. 1

Moto2

Lap	Lap Time	T1	T2	T3	T4	Speed	Lap	Lap Time	T1	T2	T3	T4	Speed
15	1'52.281	26.374	23.517	36.226	26.164	291.1	2	1'54.717 *	27.262	23.925	36.898*	26.632	284.9
12th 16 Joe ROBERTS Italtrans Racing Team USA Runs=2 Total laps=16 Full laps=13 Valid laps=13							3	1'53.640	26.986	23.739	36.529	26.386	285.7
1	3'08.769	32.703	25.131	37.622	26.828	182.4	4	1'53.448	26.940	23.596	36.538	26.374	286.4
2	1'54.343	26.949	23.984	36.887	26.523	288.7	5	1'52.884	26.587	23.597	36.409	26.291	287.2
3	1'53.681	26.796	23.825	36.661	26.399	287.2	6	1'52.563	26.584	23.408	36.272	26.299	285.7
4	1'59.877	32.418	24.249	36.783	26.427	289.5	7	1'59.094 *	29.81*	25.425	37.180	26.673	284.9
5	1'53.288	26.792	23.697	36.520	26.279	288.0	8	57.199 P	26.675				285.7
6	1'53.070	26.725	23.663	36.453	26.229	289.5	9	2'03.505	34.970	24.622	37.291	26.622	143.8
7	1'55.137	27.386	24.208	37.061	26.482	288.0	10	1'52.925	26.572	23.649	36.412	26.292	284.2
8	1'53.926	26.718	23.781	36.873	26.554	288.0	11	1'52.041	26.450	23.346	36.123	26.122	284.2
9	56.900 P	26.769				288.0	12	1'52.832	26.494	23.422	36.694	26.222	284.9
10	2'05.749	38.798	24.212	36.442	26.297	136.7	13	1'52.662	26.619	23.474	36.334	26.235	284.9
11	1'51.959	26.513	23.405	35.925	26.116	288.7	14	1'52.853	26.568	23.509	36.437	26.339	284.9
12	1'53.144	26.644	23.538	36.554	26.408	290.3	15	1'52.853	26.649	23.561	36.395	26.248	283.4
13	1'52.631	26.593	23.480	36.355	26.203	281.9		PIT	26.909				287.2
14	2'03.481	26.710	24.209	45.179	27.383	288.7	16th 75 Albert ARENAS Red Bull KTM Ajo SPA Runs=2 Total laps=17 Full laps=14 Valid laps=14						
15	1'53.851	26.593	23.839	37.005	26.414	291.1	1	2'42.698	34.402	26.439	38.510	27.171	158.5
16	1'53.808	26.658	23.755	36.723	26.672	290.3	2	1'55.223	27.348	24.225	37.121	26.529	290.3
13th 18 Manuel GONZALEZ Correos Prepago Yam SPA Runs=2 Total laps=17 Full laps=14 Valid laps=12							3	1'54.096	26.961	23.718	37.132	26.285	291.8
1	2'32.877	31.143	25.151	37.609	27.043	198.1	4	1'52.770	26.611	23.621	36.523	26.015	291.8
2	1'54.928 *	27.061	24.192	37.105*	26.570	291.1	5	1'53.295	27.017	23.724	36.471	26.083	296.7
3	1'54.566	26.751	23.889	36.955	26.971	290.3	6	1'54.991	26.704	23.962	37.807	26.518	293.4
4	1'52.652 *	26.552	23.741	36.180	26.179*	291.8	7	1'53.309	26.670	23.669	36.727	26.243	291.1
5	1'52.833	26.614	23.594	36.176	26.449	293.4	8	1'54.609	26.802	23.642	36.771	27.394	289.5
6	1'53.974	26.505	24.278	36.847	26.344	292.6	9	1'53.238	26.710	23.637	36.684	26.207	291.8
7	1'52.825	26.610	23.760	36.231	26.224	289.5	10	59.239 P	28.536				290.3
8	2'05.490	27.389	28.945	37.819	31.337	291.8	11	2'03.477	34.852	24.528	37.486	26.611	129.9
9	1'52.653	26.520	23.573	36.205	26.355	291.1	12	1'54.017	26.878	23.871	36.864	26.404	288.0
10	56.141 P	27.002				288.7	13	1'52.823	26.597	23.562	36.465	26.199	288.7
11	1'57.720	30.659	24.237	36.360	26.464	191.1	14	1'52.567	26.661	23.425	36.317	26.164	289.5
12	1'52.142	26.461	23.602	35.998	26.081	288.7	15	1'52.142	26.471	23.387	36.280	26.004	290.3
13	1'51.961	26.360	23.605	35.949	26.047	290.3	16	1'58.616	26.516	25.918	39.536	26.646	289.5
14	1'51.966	26.388	23.498	35.935	26.145	291.8	17	1'58.023	26.684	26.888	37.753	26.698	287.2
15	1'57.406	26.429	25.143	39.742	26.092	291.1	17th 15 Darryn BINDER Liqui Moly Husqvarna RSA Runs=2 Total laps=17 Full laps=14 Valid laps=11						
16	1'59.886	26.405	23.491	42.439	27.551	291.1	1	2'28.684	32.875	25.932	38.843	27.613	176.7
17	1'52.684	26.434	23.573	36.538	26.139	292.6	2	1'55.683 *	27.584	24.483	37.009*	26.607	291.8
14th 40 Aron CANET Pons Wegow Los40 SPA Runs=2 Total laps=9 Full laps=6 Valid laps=5							3	1'54.190	26.882	23.879	36.886	26.543	295.0
1	3'11.878	32.801	25.049	37.629	26.781	171.4	4	1'53.655	26.795	23.986	36.552	26.322	292.6
2	1'54.272	27.198	23.985	36.601	26.488	288.0	5	1'53.389	26.691	24.010	36.530	26.158	292.6
3	1'53.073 *	26.738	23.740	36.139	26.456*	288.7	6	1'53.351	26.669	23.807	36.656	26.219	293.4
4	1'52.719	26.590	23.678	36.164	26.287	288.7	7	1'54.135	26.842	24.266	36.610	26.417	297.5
5	1'52.720	26.771	23.611	36.147	26.191	288.0	8	1'57.870 *	28.78*	25.475	37.213	26.398	294.2
6	1'51.993	26.376	23.458	36.053	26.106	291.8	9	1'54.030	26.753	24.075	36.879	26.323	294.2
7	24'15.424 P					288.0	10	58.439 P	27.215				295.8
8	1'59.255	32.554	23.984	36.167	26.550	139.7	11	2'17.837	39.906	28.471	41.800	27.660	135.3
9	1'52.593	26.937	23.403	36.003	26.250	291.8	12	1'57.112	26.821	23.796	39.492	27.003	295.8
15th 79 Ai OGURA IDEMITSU Honda Tea JPN Runs=2 Total laps=15 Full laps=12 Valid laps=10							13	1'53.161	26.871	23.669	36.335	26.286	294.2
1	3'31.200 *	33.613	25.308	38.295*	27.504	172.8	14	1'52.191	26.489	23.583	36.064	26.055	295.8
							15	1'59.354	26.541	23.690	42.864	26.259	299.1
							16	1'53.369 *	26.324	23.668	36.292	27.085*	296.7
							17	1'55.831	29.279	23.790	36.384	26.378	293.4

Fastest Lap: Pedro ACOSTA Red Bull KTM Ajo SPA 1'50.928 26.127 23.188 35.896 25.717

These data/results cannot be reproduced, stored and/or transmitted in whole or in part by any manner of electronic, mechanical, photocopying, recording, broadcasting or otherwise now known or herein after developed without the previous express consent by the copyright owner, except for reproduction in daily press and regular printed publications on sale to the public within 60 days of the event related to those data/results and always provided that copyright symbol appears together as follows below.
© DORNA, 2023

Practice Nr. 1**Moto2**

Lap	Lap Time	T1	T2	T3	T4	Speed	Lap	Lap Time	T1	T2	T3	T4	Speed
18th	64	Bo BENDSNEYDER Pertamina Mandalika NED					14	1'57.416	29.161	24.558	37.079	26.618	288.0
		Runs=2	Total laps=16	Full laps=13	Valid laps=13								
1	2'33.310	32.262	25.310	37.764	27.202	187.8	21st	28	Izan GUEVARA Autosolar GASGAS A SPA				
2	1'54.783	27.169	24.330	36.753	26.531	288.0			Runs=3	Total laps=15	Full laps=10	Valid laps=10	
3	1'53.735	26.899	23.803	36.572	26.461	294.2	1	2'33.273	32.070	26.147	39.127	27.576	187.8
4	1'53.231	26.696	23.725	36.448	26.362	290.3	2	1'56.848	27.535	24.750	37.623	26.940	291.1
5	1'54.764	28.430	23.832	36.330	26.172	291.1	3	1'57.987	29.180	24.317	37.799	26.691	294.2
6	1'53.118	26.827	23.680	36.441	26.170	291.8	4	1'55.119	27.073	24.145	37.368	26.533	290.3
7	1'56.866	29.581	24.489	36.458	26.338	290.3	5	1'54.482	27.043	24.051	36.931	26.457	288.7
8	1'55.303	26.579	23.691	36.461	28.572	289.5	6	1'54.347	26.874	23.907	37.075	26.491	290.3
9	57.562 P	27.733				286.4	7	58.800 P	28.533				288.7
10	1'58.618	31.392	24.133	36.499	26.594	179.4	8	2'00.019	31.788	24.425	37.098	26.708	186.5
11	1'52.755	26.711	23.548	36.111	26.385	284.9	9	1'53.657	26.841	23.715	36.646	26.455	288.7
12	1'52.531	26.593	23.576	36.111	26.251	286.4	10	55.328 P	26.80*				288.7
13	1'52.406	26.531	23.493	36.188	26.194	288.0	11	1'58.110	30.842	24.134	36.567	26.567	185.2
14	1'52.525	26.520	23.552	36.205	26.248	288.0	12	1'52.523	26.529	23.631	36.211	26.152	291.1
15	1'52.289	26.422	23.462	36.155	26.250	288.0	13	1'53.378	26.529	23.669	36.654	26.526	291.1
16	1'52.437	26.491	23.515	36.153	26.278	288.0	14	1'59.429	30.197	25.379	37.169	26.684	288.0
							15	1'53.787	26.555	23.606	37.158	26.468	289.5
19th	35	Somkiat CHANTRA IDEMITSU Honda Tea THA					22nd	7	Barry BALTUS Fieten Olie Racing GP BEL				
		Runs=2	Total laps=19	Full laps=16	Valid laps=14			Runs=2	Total laps=18	Full laps=15	Valid laps=13		
1	3'31.383 *	34.471	25.946	39.372	28.213*	175.6	1	2'28.728	32.465	25.378	37.429	27.408	185.2
2	1'54.997	27.517	24.189	36.832	26.459	291.8	2	1'54.512	27.025	24.270	36.845	26.372	293.4
3	1'53.688	26.851	23.890	36.574	26.373	291.1	3	1'53.738	26.996	23.719	36.616	26.407	286.4
4	1'53.094	26.721	23.699	36.427	26.247	291.8	4	1'54.349	26.939	24.228	36.784	26.398	288.0
5	1'54.314	27.008	23.974	36.695	26.637	296.7	5	1'53.794	26.868	24.037	36.600	26.289	288.0
6	1'52.836	26.497	23.704	36.429	26.206	291.8	6	1'53.653	26.867	23.832	36.656	26.298	288.7
7	57.248 P	27.90*				290.3	7	1'53.566	26.666	23.881	36.583	26.436	288.7
8	2'03.746	32.667	25.329	38.447	27.303	163.8	8	1'58.767 *	30.68*	24.875	37.146	26.061	284.9
9	1'55.334	27.095	24.269	37.222	26.748	286.4	9	1'53.601	26.846	23.871	36.594	26.290	295.0
10	1'53.568	26.712	23.865	36.664	26.327	286.4	10	59.554 P	28.586				289.5
11	1'52.914	26.561	23.716	36.311	26.326	287.2	11	2'00.226	31.885	24.609	37.152	26.580	176.7
12	1'54.265 *	26.93*	23.932	36.853	26.545	288.7	12	1'53.188	26.697	23.808	36.420	26.263	285.7
13	1'52.536	26.483	23.629	36.331	26.093	291.8	13	1'53.184	26.692	23.739	36.437	26.316	287.2
14	1'53.613	27.127	23.841	36.409	26.236	295.0	14	1'53.045	26.670	23.811	36.393	26.171	286.4
15	1'52.790	26.467	23.672	36.515	26.136	290.3	15	1'53.281 *	26.751	23.840	36.395	26.295*	287.2
16	1'55.806 *	26.536	23.645	37.917*	27.708	291.1	16	2'00.349	28.949	25.651	38.096	27.653	284.9
17	1'59.965	26.968	25.090	41.439	26.468	290.3	17	1'52.747	26.486	23.647	36.374	26.240	291.1
18	1'52.391	26.594	23.582	36.259	25.956	292.6	18	1'53.146	26.611	23.652	36.564	26.319	288.7
19	1'52.764	26.563	23.662	36.387	26.152	291.8							
20th	11	Sergio GARCIA Pons Wegow Los40 SPA					23rd	84	Zonta VD GOORBE Fieten Olie Racing GP NED				
		Runs=3	Total laps=14	Full laps=10	Valid laps=9			Runs=2	Total laps=18	Full laps=15	Valid laps=14		
1	3'07.038	33.060	25.088	37.874	27.017	171.7	1	2'09.633	33.022	26.418	39.714	28.206	180.6
2	1'55.977	27.642	24.263	37.434	26.638	288.0	2	1'58.052	28.064	24.787	38.017	27.184	281.2
3	1'53.822	27.162	23.727	36.576	26.357	287.2	3	1'56.816	27.641	24.675	37.447	27.053	286.4
4	1'54.176	27.067	23.885	36.792	26.432	287.2	4	1'56.232	27.745	24.475	37.199	26.813	286.4
5	1'53.586	27.071	23.569	36.482	26.464	288.0	5	1'54.876	27.108	24.196	36.958	26.614	286.4
6	1'53.215	27.041	23.543	36.327	26.304	285.7	6	1'53.926	26.848	24.007	36.609	26.462	286.4
7	1'53.591 *	27.09*	23.583	36.545	26.372	290.3	7	1'54.172	26.821	23.892	36.939	26.520	285.7
8	59.486 P	28.319				290.3	8	1'56.683 *	27.72*	24.584	37.688	26.691	284.9
9	1'58.302 P	32.188	24.080	36.939	25.095	147.5	9	1'54.242	26.801	23.956	36.922	26.563	287.2
10	2'00.849	32.537	24.904	36.844	26.564	155.8	10	59.304 P	29.102				284.2
11	1'52.889	26.888	23.653	36.182	26.166	288.7	11	2'01.832	32.539	24.887	37.365	27.041	188.8
12	1'52.464	26.728	23.421	36.155	26.160	291.1	12	1'54.630	27.009	24.131	36.798	26.692	285.7
13	1'53.118	26.756	23.515	36.572	26.275	290.3	13	1'53.631	26.785	23.929	36.572	26.345	288.0

Fastest Lap: Pedro ACOSTA Red Bull KTM Ajo SPA **1'50.928** 26.127 23.188 35.896 25.717

These data/results cannot be reproduced, stored and/or transmitted in whole or in part by any manner of electronic, mechanical, photocopying, recording, broadcasting or otherwise now known or herein after developed without the previous express consent by the copyright owner, except for reproduction in daily press and regular printed publications on sale to the public within 60 days of the event related to those data/results and always provided that copyright symbol appears together as follows below.
© DORNA, 2023

Practice Nr. 1

Moto2

Lap	Lap Time	T1	T2	T3	T4	Speed	Lap	Lap Time	T1	T2	T3	T4	Speed
14	1'53.191	26.704	23.762	36.310	26.415	286.4	10	2'00.812	32.639	24.309	37.177	26.687	183.9
15	1'52.862	26.699	23.654	36.197	26.312	287.2	11	1'53.815	27.006	23.663	36.700	26.446	286.4
16	1'52.808	26.585	23.731	36.229	26.263	288.0	12	1'53.767	26.826	23.826	36.707	26.408	288.0
17	2'07.629	29.198	25.028	46.140	27.263	286.4	13	1'56.276	27.204	24.640	37.817	26.615	298.3
18	2'01.303	26.789	24.127	42.554	27.833	291.8	14	1'53.592	26.901	23.799	36.552	26.340	289.5
24th 24 Marcos RAMIREZ Forward Team SPA Runs=2 Total laps=17 Full laps=14 Valid laps=14							15	1'53.798	26.952	23.721	36.708	26.417	289.5
1	2'17.842	34.974	25.863	38.524	27.070	165.1	16	1'55.927	26.925	23.966	37.017	28.019	288.7
2	1'56.915	27.753	24.639	37.688	26.835	289.5	17	1'55.475	27.880	24.564	36.619	26.412	289.5
3	1'55.563	27.410	24.267	37.264	26.622	286.4	18	1'53.563	26.729	23.707	36.813	26.314	291.1
4	1'54.712	27.089	24.152	36.943	26.528	288.7	27th 4 Sean Dylan KELLY OnlyFans American R USA Runs=2 Total laps=16 Full laps=13 Valid laps=13						
5	1'54.464	27.062	24.001	36.915	26.486	288.7	1	2'12.714	32.558	25.897	39.507	27.926	193.8
6	2'04.772	30.279	26.920	41.242	26.331	287.2	2	1'58.180	28.216	24.915	37.919	27.130	284.9
7	1'54.455	27.079	23.929	37.004	26.443	292.6	3	1'56.215	27.342	24.486	37.476	26.911	284.9
8	1'56.827	27.104	23.939	37.506	28.278	289.5	4	1'55.295	27.026	24.362	37.221	26.686	285.7
9	1'00.438 P	27.139				296.7	5	1'57.581	27.027	24.365	38.335	27.854	284.9
10	2'09.396	33.880	26.493	42.432	26.591	183.3	6	1'56.986	27.157	24.223	37.459	28.147	285.7
11	1'54.152	27.035	23.936	36.753	26.428	288.0	7	1'58.089	27.090	24.180	38.699	28.120	284.9
12	1'53.712	26.830	23.803	36.715	26.364	285.7	8	1'56.909	27.445	25.312	37.377	26.775	290.3
13	1'57.475	29.855	24.452	36.803	26.365	288.7	9	1'55.115	27.182	24.096	37.085	26.752	286.4
14	1'53.522	26.805	23.804	36.569	26.344	293.4	10	58.553 P	28.423				284.9
15	1'53.462	26.730	23.714	36.685	26.333	290.3	11	2'07.341	37.240	25.418	37.794	26.889	152.3
16	2'05.654	29.514	29.216	37.338	29.586	290.3	12	1'54.165	26.892	24.034	36.721	26.518	295.0
17	1'53.540	26.767	23.854	36.631	26.288	292.6	13	1'53.891	26.734	23.919	36.804	26.434	289.5
25th 72 Borja GOMEZ Fantic Racing SPA Runs=2 Total laps=15 Full laps=12 Valid laps=9							14	1'57.458	26.716	23.942	38.720	28.080	289.5
1	2'23.586	33.549	25.610	39.377	27.904	166.4	15	1'56.674	26.877	24.462	38.255	27.080	291.1
2	1'57.795	27.707	24.639	38.186	27.263	287.2	16	1'53.662	26.708	23.803	36.669	26.482	291.8
3	1'56.021	27.198	24.489	37.672	26.662	288.0	PIT 28.038 288.7						
4	1'55.280 *	26.88*	24.347	37.462	26.591	291.8	28th 33 Rory SKINNER OnlyFans American R GBR Runs=2 Total laps=17 Full laps=14 Valid laps=9						
5	1'54.777	26.766	24.124	37.099	26.788	291.1	1	2'24.901	33.689	25.942	39.655	27.623	165.1
6	1'54.918	26.763	24.311	37.383	26.461	293.4	2	1'58.352 *	28.158	24.732	38.237*	27.225	283.4
7	1'54.248	26.841	23.999	36.827	26.581	293.4	3	1'56.149 *	27.532	24.289	37.546	26.782*	284.2
8	1'58.639 *	26.98*	24.860	37.698	29.095	291.1	4	1'55.159	27.191	24.117	37.236	26.615	288.0
9	1'59.187 *	27.261	24.645	39.862*	27.419	284.9	5	1'55.008	27.458	23.964	37.133	26.453	291.1
10	1'55.527 P	26.870	24.551	36.932*	27.174	294.2	6	1'54.352	27.145	23.953	36.869	26.385	289.5
11	2'15.347	42.031	24.890	40.593	27.833	77.1	7	2'00.663 P	27.107	26.492	37.209	29.855	289.5
12	1'53.512	26.785	23.704	36.578	26.445	295.0	8	2'03.150 *	32.130	26.099	37.770	27.151*	163.1
13	1'53.658	26.767	23.790	36.714	26.387	295.0	9	1'55.710 *	27.286	24.286	37.319*	26.819	285.7
14	1'53.687	26.665	23.862	36.638	26.522	292.6	10	1'55.279	27.283	24.101	37.151	26.744	286.4
15	2'00.229	30.874	24.338	37.130	27.887	290.3	11	1'55.382 *	27.18*	24.213	37.170	26.810*	288.0
PIT 26.784 23.915 37.701 27.772 293.4							12	1'55.018	27.316	24.141	36.996	26.565	287.2
26th 3 Lukas TULOVIC Liqui Moly Husqvarna GER Runs=2 Total laps=18 Full laps=15 Valid laps=12							13	1'54.874 *	27.16*	24.139	36.994	26.575	288.0
1	2'17.035	32.710	26.027	39.602	27.648	185.2	14	1'55.144	27.342	24.210	37.111	26.481	284.9
2	1'58.613	28.238	24.959	38.449	26.967	286.4	15	1'54.502	27.031	23.917	37.034	26.520	292.6
3	1'56.128	27.706	24.244	37.521	26.657	288.0	16	1'54.813	27.208	24.129	37.058	26.418	287.2
4	1'54.809	27.100	24.080	37.124	26.505	288.0	17	1'54.699	26.979	24.039	37.054	26.627	289.5
5	1'55.129 *	27.02*	24.427	37.028	26.654	288.7	29th 19 Lorenzo DALLA PO Pertamina Mandalika ITA Runs=2 Total laps=14 Full laps=11 Valid laps=11						
6	1'54.856 *	27.01*	24.086	36.941	26.814	288.0	1	2'34.929	37.618	27.505	40.516	28.097	158.8
7	1'57.544 *	27.26*	26.619	37.101	26.564	284.9	2	2'00.178	28.706	25.459	38.455	27.558	288.7
8	2'01.023	27.594	24.155	39.744	29.530	290.3	3	1'57.746	27.986	24.682	38.152	26.926	288.7
9	54.999 P	27.257				288.7	4	1'56.566	27.476	24.478	37.674	26.938	291.1

Fastest Lap: Pedro ACOSTA Red Bull KTM Ajo SPA **1'50.928** 26.127 23.188 35.896 25.717

These data/results cannot be reproduced, stored and/or transmitted in whole or in part by any manner of electronic, mechanical, photocopying, recording, broadcasting or otherwise now known or herein after developed without the previous express consent by the copyright owner, except for reproduction in daily press and regular printed publications on sale to the public within 60 days of the event related to those data/results and always provided that copyright symbol appears together as follows below.
© DORNA, 2023

Practice Nr. 1

Moto2

Lap	Lap Time	T1	T2	T3	T4	Speed	Lap	Lap Time	T1	T2	T3	T4	Speed
5	1'55.863	27.374	24.295	37.342	26.852	289.5							
6	1'03.733 P	30.465				289.5							
7	2'05.490	34.610	25.268	38.246	27.366	191.1							
8	1'56.508	27.608	24.532	37.673	26.695	288.7							
9	1'56.877	27.232	24.697	38.100	26.848	295.0							
10	1'55.277	27.214	24.244	37.183	26.636	291.8							
11	1'59.207	27.369	27.391	37.831	26.616	291.1							
12	1'55.113	27.147	24.172	37.242	26.552	291.8							
13	2'03.469	31.638	27.196	37.829	26.806	291.8							
14	1'55.116	27.128	24.084	37.242	26.662	288.7							

30th 23 Taiga HADA Pertamina Mandalika JPN
Runs=3 Total laps=13 Full laps=8 Valid laps=7

1	2'31.447	32.769	26.663	39.365	27.922	190.4							
2	1'58.630	28.409	25.108	38.095	27.018	286.4							
3	1'58.139	27.964	24.842	38.446	26.887	285.7							
4	1'56.363	27.441	24.449	37.740	26.733	287.2							
5	1'55.816	27.221	24.298	37.587	26.710	290.3							
6	1'57.941 *	27.805	24.854	38.833*	26.449	288.0							
7	1'59.248 P	27.729	24.937	38.454	28.128	288.0							
8	2'04.439	33.836	25.487	38.331	26.785	146.5							
9	1'57.707 P	27.330	24.769	37.921	27.687	286.4							
10	2'01.181	32.181	24.520	37.562	26.918	182.1							
11	1'56.409	27.280	24.417	38.042	26.670	288.0							
12	1'55.464	27.356	24.251	37.362	26.495	284.9							
13	1'55.159	27.114	24.277	37.278	26.490	285.7							

31st 27 Kasma DANIEL Correos Prepagó Yam MAL
Runs=2 Total laps=15 Full laps=12 Valid laps=10

1	3'04.618	41.933	27.252	39.962	28.024	77.3							
2	2'02.096 *	28.740	25.560	40.095*	27.701	287.2							
3	2'00.122	28.390	25.297	39.116	27.319	287.2							
4	2'02.086	29.279	25.372	38.437	28.998	284.9							
5	1'58.493	27.969	24.978	38.564	26.982	284.2							
6	1'57.502	27.491	24.695	38.135	27.181	287.2							
7	1'58.483 *	28.40*	24.748	38.323	27.006	283.4							
8	1'59.820 P	27.508	24.743	37.948	29.621	281.9							
9	2'08.247	38.605	24.750	37.999	26.893	105.0							
10	1'56.596	27.191	24.164	37.775	27.466	288.7							
11	1'56.146	27.283	24.450	37.738	26.675	285.7							
12	1'55.980	27.277	24.498	37.555	26.650	286.4							
13	1'56.510	27.249	24.516	38.260	26.485	286.4							
14	1'55.240	27.166	24.139	37.414	26.521	289.5							
15	1'57.435	27.414	24.451	37.924	27.646	287.2							

Fastest Lap: Pedro ACOSTA Red Bull KTM Ajo SPA **1'50.928** 26.127 23.188 35.896 25.717

These data/results cannot be reproduced, stored and/or transmitted in whole or in part by any manner of electronic, mechanical, photocopying, recording, broadcasting or otherwise now known or herein after developed without the previous express consent by the copyright owner, except for reproduction in daily press and regular printed publications on sale to the public within 60 days of the event related to those data/results and always provided that copyright symbol appears together as follows below.
© DORNA, 2023

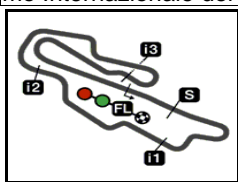
Official MotoGP Timing by TISSOT
www.motogp.com

Mugello, Friday, June 09, 2023

Page 6 of 6

motogp





5245 m.

GRAN PREMIO D'ITALIA OAKLEY

Practice Nr. 1

Best Partial Times

Moto2™

IT Ideal Lap Time, sum of the best partial times

BT Best Lap Time

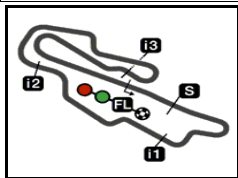
T1		T2		T3		T4				IT		BT	
Pos	Rider	Time	Rider	Time	Rider	Time	Rider	Time	Pos	Rider	IT	BT	
1	P.ACOSTA	26.127	P.ACOSTA	23.148	C.VIETTI	35.614	P.ACOSTA	25.717	1	P.ACOSTA	1'50.628	1'50.928	(1)
2	C.VIETTI	26.199	F.ALDEGUER	23.193	P.ACOSTA	35.636	T.ARBOLINO	25.757	2	C.VIETTI	1'51.040	1'51.124	(2)
3	M.PASINI	26.309	A.LOPEZ	23.204	F.ALDEGUER	35.759	M.PASINI	25.821	3	F.ALDEGUER	1'51.135	1'51.246	(4)
4	A.LOPEZ	26.321	D.FOGGIA	23.320	A.LOPEZ	35.766	S.LOWES	25.845	4	A.LOPEZ	1'51.166	1'51.193	(3)
5	D.BINDER	26.324	C.VIETTI	23.334	M.PASINI	35.807	F.ALDEGUER	25.848	5	M.PASINI	1'51.279	1'51.365	(5)
6	T.ARBOLINO	26.327	M.PASINI	23.342	S.LOWES	35.896	D.FOGGIA	25.874	6	D.FOGGIA	1'51.581	1'51.877	(10)
7	F.ALDEGUER	26.335	A.OGURA	23.346	J.DIXON	35.900	A.LOPEZ	25.875	7	F.SALAC	1'51.584	1'51.627	(6)
8	M.GONZALEZ	26.360	F.SALAC	23.362	J.ROBERTS	35.925	C.VIETTI	25.893	8	S.LOWES	1'51.718	1'51.830	(8)
9	D.FOGGIA	26.363	J.DIXON	23.366	M.GONZALEZ	35.935	F.SALAC	25.894	9	J.DIXON	1'51.723	1'51.873	(9)
10	F.SALAC	26.370	S.LOWES	23.368	F.SALAC	35.958	S.CHANTRA	25.956	10	T.ARBOLINO	1'51.769	1'51.814	(7)
11	J.ALCOBA	26.372	A.ARENAS	23.387	J.ALCOBA	35.973	J.DIXON	25.971	11	J.ALCOBA	1'51.784	1'51.896	(11)
12	A.CANET	26.376	A.CANET	23.403	A.CANET	36.003	J.ALCOBA	25.985	12	M.GONZALEZ	1'51.833	1'51.961	(13)
13	B.BENDSNEYDE	26.422	J.ROBERTS	23.405	D.FOGGIA	36.024	A.ARENAS	26.004	13	A.CANET	1'51.888	1'51.993	(14)
14	A.OGURA	26.450	S.GARCIA	23.421	D.BINDER	36.064	M.GONZALEZ	26.047	14	J.ROBERTS	1'51.959	1'51.959	(12)
15	S.CHANTRA	26.467	J.ALCOBA	23.454	B.BENDSNEYDE	36.111	D.BINDER	26.055	15	D.BINDER	1'52.026	1'52.191	(17)
16	A.ARENAS	26.471	B.BENDSNEYDE	23.462	A.OGURA	36.123	B.BALTUS	26.061	16	A.OGURA	1'52.041	1'52.041	(15)
17	B.BALTUS	26.486	M.GONZALEZ	23.491	S.GARCIA	36.155	A.CANET	26.106	17	A.ARENAS	1'52.142	1'52.142	(16)
18	J.DIXON	26.486	T.ARBOLINO	23.503	T.ARBOLINO	36.182	J.ROBERTS	26.116	18	B.BENDSNEY	1'52.165	1'52.289	(18)
19	J.ROBERTS	26.513	S.CHANTRA	23.582	Z.VD GOORBER	36.197	A.OGURA	26.122	19	S.CHANTRA	1'52.264	1'52.391	(19)
20	I.GUEVARA	26.529	D.BINDER	23.583	I.GUEVARA	36.211	I.GUEVARA	26.152	20	S.GARCIA	1'52.464	1'52.464	(20)
21	Z.VD GOORBER	26.585	I.GUEVARA	23.606	S.CHANTRA	36.259	S.GARCIA	26.160	21	I.GUEVARA	1'52.498	1'52.523	(21)
22	S.LOWES	26.609	B.BALTUS	23.647	A.ARENAS	36.280	B.BENDSNEYDE	26.170	22	B.BALTUS	1'52.568	1'52.747	(22)
23	B.GOMEZ	26.665	Z.VD GOORBER	23.654	B.BALTUS	36.374	Z.VD GOORBER	26.263	23	Z.VD GOORBE	1'52.699	1'52.808	(23)
24	S.KELLY	26.708	L.TULOVIC	23.663	L.TULOVIC	36.552	M.RAMIREZ	26.288	24	L.TULOVIC	1'53.258	1'53.563	(26)

These data/results cannot be reproduced, stored and/or transmitted in whole or in part by any manner of electronic, mechanical, photocopying, recording, broadcasting or otherwise now known or herein after developed without the previous express consent by the copyright owner, except for reproduction in daily press and regular printed publications on sale to the public within 60 days of the event related to those data/results and always provided that copyright symbol appears together as follows below.

© DORNA, 2023

Official MotoGP Timing by TISSOT
www.motogp.com





5245 m.

GRAN PREMIO D'ITALIA OAKLEY

Practice Nr. 1

Best Partial Times

Moto2™

IT Ideal Lap Time, sum of the best partial times

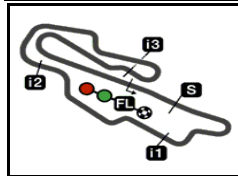
BT Best Lap Time

T1		T2		T3		T4						
<i>Pos</i>	<i>Rider</i>	<i>Time</i>	<i>Rider</i>	<i>Time</i>	<i>Rider</i>	<i>Time</i>	<i>Rider</i>	<i>Time</i>	<i>Pos</i>	<i>Rider</i>	<i>IT</i>	<i>BT</i>
25	S.GARCIA	26.728	B.GOMEZ	23.704	M.RAMIREZ	36.569	L.TULOVIC	26.314	25	M.RAMIREZ	1'53.301	1'53.462 (24)
26	L.TULOVIC	26.729	M.RAMIREZ	23.714	B.GOMEZ	36.578	R.SKINNER	26.385	26	B.GOMEZ	1'53.334	1'53.512 (25)
27	M.RAMIREZ	26.730	S.KELLY	23.803	S.KELLY	36.669	B.GOMEZ	26.387	27	S.KELLY	1'53.614	1'53.662 (27)
28	R.SKINNER	26.979	R.SKINNER	23.917	R.SKINNER	36.869	S.KELLY	26.434	28	R.SKINNER	1'54.150	1'54.352 (28)
29	T.HADA	27.114	L.DALLA PORTA	24.084	L.DALLA PORTA	37.183	T.HADA	26.449	29	L.DALLA PORT	1'54.947	1'55.113 (29)
30	L.DALLA PORTA	27.128	K.DANIEL	24.139	T.HADA	37.278	K.DANIEL	26.485	30	T.HADA	1'55.092	1'55.159 (30)
31	K.DANIEL	27.166	T.HADA	24.251	K.DANIEL	37.414	L.DALLA PORTA	26.552	31	K.DANIEL	1'55.204	1'55.240 (31)

These data/results cannot be reproduced, stored and/or transmitted in whole or in part by any manner of electronic, mechanical, photocopying, recording, broadcasting or otherwise now known or herein after developed without the previous express consent by the copyright owner, except for reproduction in daily press and regular printed publications on sale to the public within 60 days of the event related to those data/results and always provided that copyright symbol appears together as follows below.
© DORNA, 2023

Official MotoGP Timing by **TISSOT**
www.motogp.com






5245 m.

GRAN PREMIO D'ITALIA OAKLEY

Practice Nr. 1

Fastest Laps Sequence

<i>Practice Time</i>	 <i>Rider</i>	<i>Nation</i>	<i>Motorcycle</i>	<i>Time</i>	<i>Km/h</i>	<i>Rider's Lap</i>
3'57.294	21 Alonso LOPEZ	SPA	BOSCOSCURO	1'54.048	165.5	2
4'03.495	54 Fermín ALDEGUER	SPA	BOSCOSCURO	1'53.865	165.8	2
4'57.912	96 Jake DIXON	GBR	KALEX	1'53.862	165.8	2
5'08.208	37 Pedro ACOSTA	SPA	KALEX	1'53.195	166.8	2
5'50.164	21 Alonso LOPEZ	SPA	BOSCOSCURO	1'52.870	167.2	3
7'00.598	37 Pedro ACOSTA	SPA	KALEX	1'52.390	168.0	3
8'52.346	37 Pedro ACOSTA	SPA	KALEX	1'51.748	168.9	4
30'20.545	21 Alonso LOPEZ	SPA	BOSCOSCURO	1'51.193	169.8	13
32'25.859	37 Pedro ACOSTA	SPA	KALEX	1'51.142	169.8	12
34'16.831	37 Pedro ACOSTA	SPA	KALEX	1'50.972	170.1	13
36'07.759	37 Pedro ACOSTA	SPA	KALEX	1'50.928	170.2	14

These data/results cannot be reproduced, stored and/or transmitted in whole or in part by any manner of electronic, mechanical, photocopying, recording, broadcasting or otherwise now known or herein after developed without the previous express consent by the copyright owner, except for reproduction in daily press and regular printed publications on sale to the public within 60 days of the event related to those data/results and always provided that copyright symbol appears together as follows below.

© DORNA, 2023

Official MotoGP Timing by TISSOT
www.motogp.com

Mugello, Friday, June 09, 2023

