

5245 m.

GRAN PREMIO D'ITALIA OAKLEY

Race

Classification after 17 laps = 89.165 km

29

Pos		Rider	Nation	Team	Motorcycle	Total Time	Km/h	Gap
1	25	96 Daniel HOLGADO	SPA	Red Bull KTM Tech3	KTM	33'27.315	159.9	
2	20	53 Deniz ÖNCÜ	TUR	Red Bull KTM Ajo	KTM	33'27.366	159.9	0.051
3	16	71 Ayumu SASAKI	JPN	Liqui Moly Husqvarna Intact GP	HUSQVARNA	33'27.371	159.9	0.056
4	13	80 David ALONSO	COL	Valresa GASGAS Aspar M3	GASGAS	33'27.487	159.8	0.172
5	11	5 Jaume MASIA	SPA	Leopard Racing	HONDA	33'27.802	159.8	0.487
6	10	95 Collin VEIJER	NED	Liqui Moly Husqvarna Intact GP	HUSQVARNA	33'40.636	158.8	13.321
7	9	10 Diogo MOREIRA	BRA	MT Helmets - MSI	KTM	33'40.647	158.8	13.332
8	8	54 Riccardo ROSSI	ITA	SIC58 Squadra Corse	HONDA	33'40.675	158.8	13.360
9	7	82 Stefano NEPA	ITA	Angeluss MTA Team	KTM	33'40.744	158.8	13.429
10	6	27 Kaito TOBA	JPN	SIC58 Squadra Corse	HONDA	33'40.775	158.8	13.460
11	5	48 Ivan ORTOLÁ	SPA	Angeluss MTA Team	KTM	33'41.461	158.7	14.146
12	4	18 Matteo BERTELLE	ITA	Rivacold Snipers Team	HONDA	33'41.558	158.7	14.243
13	3	19 Scott OGDEN	GBR	VisionTrack Racing Team	HONDA	33'42.338	158.7	15.023
14	2	99 José Antonio RUEDA	SPA	Red Bull KTM Ajo	KTM	33'43.016	158.6	15.701
15	1	6 Ryusei YAMANAKA	JPN	Valresa GASGAS Aspar M3	GASGAS	33'43.059	158.6	15.744
16		16 Andrea MIGNO	ITA	CIP Green Power	KTM	33'48.260	158.2	20.945
17		55 Romano FENATI	ITA	Rivacold Snipers Team	HONDA	33'50.377	158.0	23.062
18		38 David SALVADOR	SPA	CIP Green Power	KTM	34'06.058	156.8	38.743
19		58 Luca LUNETTA	ITA	MT Helmets - MSI	KTM	34'06.098	156.8	38.783
20		64 Mario AJI	INA	Honda Team Asia	HONDA	34'06.296	156.8	38.981
21		70 Joshua WHATLEY	GBR	VisionTrack Racing Team	HONDA	34'06.317	156.8	39.002
22		22 Ana CARRASCO	SPA	BOE Motorsports	KTM	34'07.400	156.7	40.085
Not classified								
		72 Taiyo FURUSATO	JPN	Honda Team Asia	HONDA	31'42.456	158.8	1 lap
		24 Tatsuki SUZUKI	JPN	Leopard Racing	HONDA	31'42.564	158.7	1 lap
		21 Vicente PEREZ	SPA	BOE Motorsports	KTM	15'53.305	158.4	9 laps
		66 Joel KELSO	AUS	CFMOTO Racing PruestelGP	CFMOTO	13'56.019	158.0	10 laps
		7 Filippo FARIOLI	ITA	Red Bull KTM Tech3	KTM	2'07.408	148.2	16 laps
		43 Xavier ARTIGAS	SPA	CFMOTO Racing PruestelGP	CFMOTO	2'07.464	148.1	16 laps

The results are provisional until the end of the limit for protest and appeals.

Time limit for protest expires 30' after publication of the results - Time:

These data/results cannot be reproduced, stored and/or transmitted in whole or in part by any manner of electronic, mechanical, photocopying, recording, broadcasting or otherwise now known or herein after developed without the previous express consent by the copyright owner, except for reproduction in daily press and regular printed publications on sale to the public within 60 days of the event related to those data/results and always provided that copyright symbol appears together as follows below.

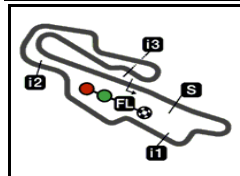
© DORNA, 2023

Official MotoGP Timing by TISSOT
www.motogp.com

Mugello, Sunday, June 11, 2023

Page 1 of 2





5245 m.

GRAN PREMIO D'ITALIA OAKLEY

Race

Classification after 17 laps = 89.165 km

29

Pos	Rider	Nation	Team	Motorcycle	Total Time	Km/h	Gap
-----	-------	--------	------	------------	------------	------	-----

Race condition: Dry

Air: 25°

Humidity: 74%

Ground: 33°

Pole Position:

Fastest Lap (New record):

Best Race Lap:

All Time Lap Record:

	Deniz ÖNCÜ	1'56.020	162.7 Km/h
Lap 4	Ayumu SASAKI	1'56.298	162.3 Km/h
2018	Fabio DI GIANNANTONIO	1'56.628	161.8 Km/h
2021	Tatsuki SUZUKI	1'56.001	162.7 Km/h

10:45'00

11:00'08

11:03'46

11:04'03 Romano FENATI

11:04'58 -

11:05'56 Diogo MOREIRA

11:05'58 Xavier ARTIGAS

11:06'00 Ivan ORTOLÁ

11:06'02 Luca LUNETTA

11:06'04 Stefano NEPA

11:06'04 Joel KELSO

11:06'05 Vicente PEREZ

11:06'06 David SALVADOR

11:07'02 Xavier ARTIGAS

11:07'06 Filippo FARIOLI

11:07'43 Ivan ORTOLÁ

11:09'54 David SALVADOR

11:12'10 Diogo MOREIRA

11:12'25 Xavier ARTIGAS

11:12'38 Luca LUNETTA

11:12'46 Stefano NEPA

11:12'58 Joel KELSO

11:13'10 Vicente PEREZ

11:13'23 David SALVADOR

11:13'29 Mario AJI

11:13'40 Scott OGDEN

11:16'01 David SALVADOR

11:19'11 Daniel HOLGADO

11:19'33 Joel KELSO

11:21'14 Taiyo FURUSATO

11:22'11 Vicente PEREZ

11:22'41 Ryusei YAMANAKA

11:25'40 Tatsuki SUZUKI

11:26'30 Romano FENATI

11:34'45 Collin VEIJER

11:37'27 Tatsuki SUZUKI

11:37'59 Taiyo FURUSATO

SIGHTING LAP START

WARM UP LAP START

RACE START

starting from pit lane

No jump starts

long lap penalty

long lap penalty

long lap penalty

long lap penalty

long lap penalty

long lap penalty

long lap penalty

long lap penalty

crashed out - Rider OK

crashed out - Rider OK

long lap penalty - COMPLETED

long lap penalty

long lap penalty - COMPLETED

long lap penalty - COMPLETED

long lap penalty - COMPLETED

long lap penalty - COMPLETED

long lap penalty - COMPLETED

long lap penalty - COMPLETED

long lap penalty - COMPLETED

track limits warning

track limits warning

long lap penalty - COMPLETED

track limits warning

crashed out - Rider OK

track limits warning

stopped with technical issue

track limits warning

track limits warning

track limits warning

track limits warning

crashed out - Rider OK

crashed out - Rider OK

The results are provisional until the end of the limit for protest and appeals.

Time limit for protest expires 30' after publication of the results - Time:

These data/results cannot be reproduced, stored and/or transmitted in whole or in part by any manner of electronic, mechanical, photocopying, recording, broadcasting or otherwise now known or herein after developed without the previous express consent by the copyright owner, except for reproduction in daily press and regular printed publications on sale to the public within 60 days of the event related to those data/results and always provided that copyright symbol appears together as follows below.

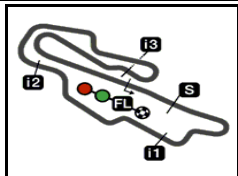
© DORNA, 2023

Official MotoGP Timing by TISSOT
www.motogp.com

Mugello, Sunday, June 11, 2023

Page 2 of 2





5245 m.

GRAN PREMIO D'ITALIA OAKLEY

World Championship Classification

30

Rider		Points	Leader	Previous	POR	ARG	AME	SPA	FRA	ITA	GER	NED	GBR	AUT	CAT	RSM	IND	JPN	INA	AUS	THA	MAL	QAT	VAL
1	HOLGADO Daniel	SPA	109			25	13	11	10	25	25													
2	MASIA Jaume	SPA	74	35	35	11	-	20	16	16	11													
3	ORTOLÁ Ivan	SPA	68	41	6	-	0	25	25	13	5													
4	MOREIRA Diogo	BRA	64	45	4	16	20	13	6	-	9													
5	SASAKI Ayumu	JPN	59	50	5	10	-	-	13	20	16													
6	ÖNCÜ Deniz	TUR	53	56	6	6	0	10	7	10	20													
7	ALONSO David	COL	51	58	2	-	2	8	20	8	13													
8	ARTIGAS Xavier	SPA	50	59	1	8	8	16	9	9	-													
9	RUEDA José Antonio	SPA	39	70	11	13	0	6	11	7	2													
10	SUZUKI Tatsuki	JPN	38	71	1	2	25	-	8	3	-													
11	NEPA Stefano	ITA	33	76	5	9	10	-	1	6	7													
12	TOBA Kaito	JPN	29	80	4	5	9	5	-	4	6													
13	YAMANAKA Ryusei	JPN	26	83	3	0	7	7	0	11	1													
14	MUÑOZ David	SPA	20	89	6	20	0	-	-	-	-													
15	OGDEN Scott	GBR	20	89	0	-	11	2	4	-	3													
16	SALVADOR David	SPA	20	89	0	3	6	9	-	2	0													
17	VEIJER Collin	NED	18	91	2	4	0	3	0	1	10													
18	MIGNO Andrea	ITA	16	93	2	-	16	0	0	-	0													
19	KELSO Joel	AUS	12	97	4	7	-	-	0	5	-													
20	BERTELLE Matteo	ITA	11	98	1	0	4	-	3	0	4													
21	ROSSI Riccardo	ITA	10	99	1	1	-	1	-	0	8													
22	FENATI Romano	ITA	8	101	2	0	3	0	5	0	0													

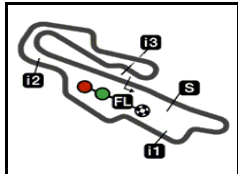
These data/results cannot be reproduced, stored and/or transmitted in whole or in part by any manner of electronic, mechanical, photocopying, recording, broadcasting or otherwise now known or herein after developed without the previous express consent by the copyright owner, except for reproduction in daily press and regular printed publications on sale to the public within 60 days of the event related to those data/results and always provided that copyright symbol appears together as follows below.
© DORNA, 2023

Official MotoGP Timing by 
www.motogp.com

Mugello, Sunday, June 11, 2023

Page 1 of 3





GRAN PREMIO D'ITALIA OAKLEY

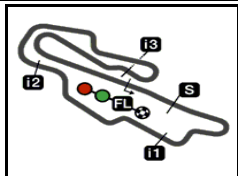
World Championship Classification

30

Rider		Points	Leader	Previous	POR	ARG	AME	SPA	FRA	ITA	GER	NED	GBR	AUT	CAT	RSM	IND	JPN	INA	AUS	THA	MAL	QAT	VAL
23 AZMAN Syarifuddin	MAL	5	104	3	0	5	-	0	-	-														
24 AJI Mario	INA	4	105	1	0	-	4	0	0	0														
25 FARIOLI Filippo	ITA	2	107	2	-	0	0	2	0	-														
26 WHATLEY Joshua	GBR	1	108	1	0	1	-	0	0	0														
27 FURUSATO Taiyo	JPN	0	109	1	0	0	0	0	-	-														
28 ALMANSA David	SPA	0	109	0	-	0	0	0	-	-														
29 LUNETTA Luca	ITA	0	109	0	-	-	-	-	-	0														
30 CARRASCO Ana	SPA	0	109	0	0	0	0	0	0	0														

These data/results cannot be reproduced, stored and/or transmitted in whole or in part by any manner of electronic, mechanical, photocopying, recording, broadcasting or otherwise now known or herein after developed without the previous express consent by the copyright owner, except for reproduction in daily press and regular printed publications on sale to the public within 60 days of the event related to those data/results and always provided that copyright symbol appears together as follows below.
© DORNA, 2023





GRAN PREMIO D'ITALIA OAKLEY

30

5245 m.

World Championship Classification

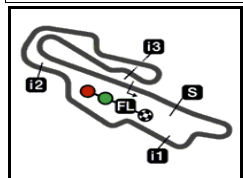
Constructor		<i>Points</i>	<i>Leader</i>	<i>Previous</i>	POR	ARG	AME	SPA	FRA	ITA	GER	NED	GBR	AUT	CAT	RSM	IND	JPN	INA	AUS	THA	MAL	QAT	VAL
1	KTM	145			25	20	25	25	25	25														
2	HONDA	99	46	46	11	25	20	16	16	11														
3	HUSQVARNA	62	83	37	10	-	3	13	20	16														
4	GASGAS	59	86	3	-	7	8	20	11	13														
5	CFMOTO	50	95	9	8	8	16	9	9	-														

Team		<i>Points</i>	<i>Leader</i>	<i>Previous</i>	POR	ARG	AME	SPA	FRA	ITA	GER	NED	GBR	AUT	CAT	RSM	IND	JPN	INA	AUS	THA	MAL	QAT	VAL
1	LEOPARD RACING	112			13	25	20	24	19	11														
2	RED BULL KTM TECH3	111	1	1	25	13	11	12	25	25														
3	ANGELUSS MTA TEAM	101	11	10	9	10	25	26	19	12														
4	RED BULL KTM AJO	92	20	9	19	-	16	18	17	22														
5	LIQUI MOLY HUSQVARNA INTACT GP	77	35	15	14	-	3	13	21	26														
6	VALRESA GASGAS ASPAR M3	77	35	0	-	9	15	20	19	14														
7	MT HELMETS - MSI	69	43	8	16	25	13	6	-	9														
8	CFMOTO RACING PRUESTELGP	62	50	7	15	8	16	9	14	-														
9	SIC58 SQUADRA CORSE	39	73	23	6	9	6	-	4	14														
10	CIP GREEN POWER	36	76	3	3	22	9	-	2	-														
11	VISIONTRACK RACING TEAM	21	91	15	-	12	2	4	-	3														
12	BOE MOTORSPORTS	20	92	1	20	-	-	-	-	-														
13	RIVACOLD SNIPERS TEAM	19	93	1	-	7	-	8	-	4														
14	HONDA TEAM ASIA	4	108	15	-	-	4	-	-	-														

These data/results cannot be reproduced, stored and/or transmitted in whole or in part by any manner of electronic, mechanical, photocopying, recording, broadcasting or otherwise now known or herein after developed without the previous express consent by the copyright owner, except for reproduction in daily press and regular printed publications on sale to the public within 60 days of the event related to those data/results and always provided that copyright symbol appears together as follows below.

© DORNA, 2023





GRAN PREMIO D'ITALIA OAKLEY
Race
Lap Chart

5245 m.

31

Pos	1	2	3	4	5	6	7	8	9	10	11	12	13	14	15	16	17	18	19	20	21	22	23	24	25	26	27	28
Grid	53	71	96	18	54	5	16	72	19	80	24	27	99	6	55	95	7	64	70	22	66	10	82	43	48	21	38	58



	1	53	96	71	5	72	80	54	24	16	10	95	18	19	48	6	99	27	66	7	43	21	38	64	82	70	58	22	55
	2	96	71	5	53	72	80	24	54	10	18	16	95	99	6	19	21	27	82	48	66	38	64	58	70	22	55		
	3	96	5	53	71	80	72	24	54	99	18	16	10	6	95	19	27	48	21	64	82	66	38	58	70	22	55		
	4	71	53	5	80	96	54	24	72	99	18	10	6	48	16	27	19	95	21	66	82	64	58	70	38	22	55		
	5	71	53	5	80	96	54	72	24	10	18	99	48	6	16	27	19	95	82	66	21	64	58	70	38	22	55		
	6	71	96	53	5	80	72	24	54	6	99	18	48	10	27	19	95	16	82	66	21	64	58	70	38	55	22		
	7	71	53	5	96	80	24	54	72	6	18	99	10	48	95	27	19	16	21	82	66	64	58	38	55	70	22		
	8	71	53	96	5	80	54	24	72	18	6	48	10	99	95	27	19	21	82	16	64	55	38	58	70	22			
	9	71	53	5	96	80	18	6	24	72	48	10	54	95	99	19	27	82	16	64	55	38	58	70	22				
	10	71	53	5	96	80	18	24	10	6	95	48	54	72	99	27	19	82	16	55	64	38	70	58	22				
L	11	71	53	5	96	80	48	10	54	24	95	18	72	27	19	99	82	6	16	55	64	38	70	58	22				
a	12	71	5	53	96	80	18	10	24	54	48	95	72	27	99	82	19	6	16	55	64	38	58	70	22				
P	13	53	96	71	5	80	95	24	10	48	54	82	18	27	72	99	19	6	16	55	64	38	58	70	22				
S	14	71	96	80	53	5	18	82	10	48	24	54	72	27	6	99	95	19	16	55	38	64	58	70	22				
	15	71	96	53	5	80	24	82	48	10	27	72	6	54	95	99	19	18	16	55	38	64	70	58	22				
	16	71	5	53	96	80	54	27	72	82	24	48	95	19	6	18	10	99	16	55	38	58	64	70	22				
	17	96	53	71	80	5	95	10	54	82	27	48	18	19	99	6	16	55	38	58	64	70	22						

Winner Lapped rider

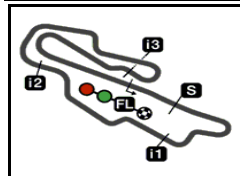
These data/results cannot be reproduced, stored and/or transmitted in whole or in part by any manner of electronic, mechanical, photocopying, recording, broadcasting or otherwise now known or herein after developed without the previous express consent by the copyright owner, except for reproduction in daily press and regular printed publications on sale to the public within 60 days of the event related to those data/results and always provided that copyright symbol appears together as follows below.

© DORNA, 2023

Official MotoGP Timing by TISSOT
 www.motogp.com

Mugello, Sunday, June 11, 2023





5245 m.

GRAN PREMIO D'ITALIA OAKLEY

Race

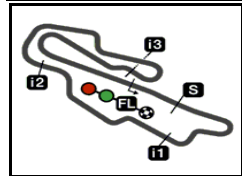
Fastest Lap of Each Rider

32

	Rider	Nation	Team	Motorcycle	Time	Lap Total	Gap
1	71 Ayumu SASAKI	JPN	Liqui Moly Husqvarna Intact GP	HUSQVARNA	1'56.298	4 17	
2	53 Deniz ÖNCÜ	TUR	Red Bull KTM Ajo	KTM	1'56.384	4 17	0.086 0.086
3	5 Jaume MASIA	SPA	Leopard Racing	HONDA	1'56.616	9 17	0.318 0.232
4	54 Riccardo ROSSI	ITA	SIC58 Squadra Corse	HONDA	1'56.777	3 17	0.479 0.161
5	48 Ivan ORTOLÁ	SPA	Angeluss MTA Team	KTM	1'56.851	4 17	0.553 0.074
6	80 David ALONSO	COL	Valresa GASGAS Aspar M3	GASGAS	1'56.854	4 17	0.556 0.003
7	66 Joel KELSO	AUS	CFMOTO Racing PruestelGP	CFMOTO	1'56.867	4 7	0.569 0.013
8	96 Daniel HOLGADO	SPA	Red Bull KTM Tech3	KTM	1'56.904	5 17	0.606 0.037
9	24 Tatsuki SUZUKI	JPN	Leopard Racing	HONDA	1'56.918	2 16	0.620 0.014
10	10 Diogo MOREIRA	BRA	MT Helmets - MSI	KTM	1'56.959	2 17	0.661 0.041
11	72 Taiyo FURUSATO	JPN	Honda Team Asia	HONDA	1'57.116	2 16	0.818 0.157
12	21 Vicente PEREZ	SPA	BOE Motorsports	KTM	1'57.142	7 8	0.844 0.026
13	82 Stefano NEPA	ITA	Angeluss MTA Team	KTM	1'57.174	5 17	0.876 0.032
14	18 Matteo BERTELLE	ITA	Rivacold Snipers Team	HONDA	1'57.215	8 17	0.917 0.041
15	95 Collin VEIJER	NED	Liqui Moly Husqvarna Intact GP	HUSQVARNA	1'57.319	7 17	1.021 0.104
16	27 Kaito TOBA	JPN	SIC58 Squadra Corse	HONDA	1'57.413	4 17	1.115 0.094
17	6 Ryusei YAMANAKA	JPN	Valresa GASGAS Aspar M3	GASGAS	1'57.429	8 17	1.131 0.016
18	19 Scott OGDEN	GBR	VisionTrack Racing Team	HONDA	1'57.538	9 17	1.240 0.109
19	99 José Antonio RUEDA	SPA	Red Bull KTM Ajo	KTM	1'57.613	7 17	1.315 0.075
20	55 Romano FENATI	ITA	Rivacold Snipers Team	HONDA	1'57.654	8 17	1.356 0.041
21	16 Andrea MIGNO	ITA	CIP Green Power	KTM	1'57.897	5 17	1.599 0.243
22	64 Mario AJI	INA	Honda Team Asia	HONDA	1'57.920	5 17	1.622 0.023
23	58 Luca LUNETTA	ITA	MT Helmets - MSI	KTM	1'58.483	2 17	2.185 0.563
24	38 David SALVADOR	SPA	CIP Green Power	KTM	1'58.532	8 17	2.234 0.049
25	70 Joshua WHATLEY	GBR	VisionTrack Racing Team	HONDA	1'58.574	8 17	2.276 0.042
26	22 Ana CARRASCO	SPA	BOE Motorsports	KTM	1'59.024	6 17	2.726 0.450

These data/results cannot be reproduced, stored and/or transmitted in whole or in part by any manner of electronic, mechanical, photocopying, recording, broadcasting or otherwise now known or herein after developed without the previous express consent by the copyright owner, except for reproduction in daily press and regular printed publications on sale to the public within 60 days of the event related to those data/results and always provided that copyright symbol appears together as follows below.

© DORNA, 2023



5245 m.

GRAN PREMIO D'ITALIA OAKLEY

After the Race

Event Best Maximum Speed

33



Rider	Nation	Team	Motorcycle	Km/h	
95 Collin VEIJER	NED	Liqui Moly Husqvarna Intact GP	HUSQVARNA	247.1	Race
16 Andrea MIGNO	ITA	CIP Green Power	KTM	246.5	Practice Nr. 2
24 Tatsuki SUZUKI	JPN	Leopard Racing	HONDA	246.5	Practice Nr. 2
19 Scott OGDEN	GBR	VisionTrack Racing Team	HONDA	246.0	Qualifying Nr. 2
27 Kaito TOBA	JPN	SIC58 Squadra Corse	HONDA	245.4	Race
48 Ivan ORTOLÁ	SPA	Angeluss MTA Team	KTM	245.4	Race
72 Taiyo FURUSATO	JPN	Honda Team Asia	HONDA	245.4	Race
71 Ayumu SASAKI	JPN	Liqui Moly Husqvarna Intact GP	HUSQVARNA	245.4	Practice Nr. 3
38 David SALVADOR	SPA	CIP Green Power	KTM	244.8	Practice Nr. 3
99 José Antonio RUEDA	SPA	Red Bull KTM Ajo	KTM	244.3	Race
66 Joel KELSO	AUS	CFMOTO Racing PruestelGP	CFMOTO	244.3	Practice Nr. 2
18 Matteo BERTELLE	ITA	Rivacold Snipers Team	HONDA	243.7	Race
54 Riccardo ROSSI	ITA	SIC58 Squadra Corse	HONDA	243.7	Race
80 David ALONSO	COL	Valresa GASGAS Aspar M3	GASGAS	243.7	Practice Nr. 2
6 Ryusei YAMANAKA	JPN	Valresa GASGAS Aspar M3	GASGAS	243.7	Race
7 Filippo FARIOLI	ITA	Red Bull KTM Tech3	KTM	243.2	Qualifying Nr. 1
5 Jaume MASIA	SPA	Leopard Racing	HONDA	243.2	Practice Nr. 3
21 Vicente PEREZ	SPA	BOE Motorsports	KTM	242.6	Race
10 Diogo MOREIRA	BRA	MT Helmets - MSI	KTM	242.6	Practice Nr. 1
43 Xavier ARTIGAS	SPA	CFMOTO Racing PruestelGP	CFMOTO	242.6	Practice Nr. 3
96 Daniel HOLGADO	SPA	Red Bull KTM Tech3	KTM	242.6	Practice Nr. 1
82 Stefano NEPA	ITA	Angeluss MTA Team	KTM	242.1	Race
22 Ana CARRASCO	SPA	BOE Motorsports	KTM	241.6	Practice Nr. 2
58 Luca LUNETTA	ITA	MT Helmets - MSI	KTM	241.6	Qualifying Nr. 1
63 Syarifuddin AZMAN	MAL	MT Helmets - MSI	KTM	241.0	Practice Nr. 2
64 Mario AJI	INA	Honda Team Asia	HONDA	240.5	Practice Nr. 1
53 Deniz ÖNCÜ	TUR	Red Bull KTM Ajo	KTM	238.9	Race
70 Joshua WHATLEY	GBR	VisionTrack Racing Team	HONDA	238.9	Practice Nr. 3
55 Romano FENATI	ITA	Rivacold Snipers Team	HONDA	237.3	Qualifying Nr. 1

These data/results cannot be reproduced, stored and/or transmitted in whole or in part by any manner of electronic, mechanical, photocopying, recording, broadcasting or otherwise now known or herein after developed without the previous express consent by the copyright owner, except for reproduction in daily press and regular printed publications on sale to the public within 60 days of the event related to those data/results and always provided that copyright symbol appears together as follows below.

© DORNA, 2023

Official MotoGP Timing by TISSOT
www.motogp.com

Mugello, Sunday, June 11, 2023





GRAN PREMIO D'ITALIA OAKLEY
Race

Chronological Analysis of Performances

34

* Lap / Sector time cancelled T1 Time from finish line to 1st intermediate T3 Time from 2nd intermed. to 3rd intermed.
P Crossing the finish line in pit lane T2 Time from 1st intermed. to 2nd intermed. T4 Time from 3rd intermediate to finish line

Lap	Lap Time	T1	T2	T3	T4	Speed	Lap	Lap Time	T1	T2	T3	T4	Speed	
1st	96	Daniel HOLGADO Red Bull KTM Tech3 SPA						5	1'57.553	28.446	24.055	37.009	28.043	231.7
		Runs=1 Total laps=17 Full laps=16 Valid laps=13						6	1'57.711	28.339	24.088	37.100	28.184	232.7
1	2'03.901	35.381	23.994	36.585	27.941	182.7	7	1'58.080	28.506	24.111	37.542	27.921	231.2	
2	1'57.083 *	27.994	23.955	37.018*	28.116	236.3	8	1'57.201	28.554	23.915	36.728	28.004	231.2	
3	1'57.760 *	28.510	23.972	37.106*	28.172	228.8	9	1'56.835	28.397	23.873	36.668	27.897	228.3	
4	1'57.324	28.613	23.952	36.773	27.986	229.2	10	1'57.328	28.420	24.003	36.946	27.959	232.7	
5	1'56.904	28.035	24.001	36.929	27.939	242.1	11	1'57.343 *	28.441	23.885	36.981*	28.036	230.7	
6	1'57.652	28.213	24.225	37.082	28.132	238.4	12	1'58.501	28.750	24.095	37.355	28.301	229.2	
7	1'58.198	28.670	24.189	37.387	27.952	234.7	13	1'57.992	28.671	24.083	37.175	28.063	231.2	
8	1'57.436 *	28.370	24.070	36.966*	28.030	238.9	14	1'58.383	28.336	24.325	37.451	28.271	237.8	
9	1'56.905	28.254	23.973	36.877	27.801	234.2	15	1'58.578	28.501	24.303	37.440	28.334	232.7	
10	1'57.158	28.089	24.154	36.876	28.039	239.4	16	1'58.477	28.540	24.259	37.395	28.283	230.7	
11	1'57.545	28.263	24.149	37.037	28.096	238.9	17	1'58.206	28.933	24.263	37.136	27.874	229.2	
12	1'58.064	28.423	24.271	37.284	28.086	236.3								
13	1'57.742	28.413	24.084	37.145	28.100	236.3								
14	1'58.529	28.285	24.342	37.425	28.477	238.9								
15	1'58.650	28.286	24.347	37.602	28.415	238.4								
16	1'58.670	28.646	24.343	37.457	28.224	232.7								
17	1'57.794	28.499	24.147	37.248	27.900	240.0								
2nd	53	Deniz ÖNCÜ Red Bull KTM Ajo TUR												
		Runs=1 Total laps=17 Full laps=16 Valid laps=14												
1	2'03.735	35.215	23.981	36.389	28.150	178.2								
2	1'57.462	28.517	23.905	36.874	28.166	225.4								
3	1'57.620	28.373	24.079	37.238	27.930	233.2								
4	1'56.384	28.059	23.787	36.366	28.172	236.8								
5	1'57.608	28.331	24.074	36.951	28.252	232.2								
6	1'57.906	28.502	24.190	37.144	28.070	235.2								
7	1'57.860 *	28.415	24.172	37.104*	28.169	238.9								
8	1'57.182	28.390	23.928	36.648	28.216	231.7								
9	1'56.853	28.262	23.888	36.567	28.136	232.2								
10	1'57.362	28.287	23.994	36.857	28.224	233.2								
11	1'57.298 *	28.232	23.900	36.907*	28.259	236.3								
12	1'58.644	28.929	24.134	37.380	28.201	228.3								
13	1'57.433	28.298	23.996	36.817	28.322	235.2								
14	1'58.916	29.075	24.135	37.384	28.322	226.4								
15	1'58.630	28.521	24.191	37.614	28.304	238.4								
16	1'58.548	28.513	24.154	37.565	28.316	230.2								
17	1'57.925	28.623	24.210	36.888	28.204	236.3								
3rd	71	Ayumu SASAKI Liqui Moly Husqvarna JPN												
		Runs=1 Total laps=17 Full laps=16 Valid laps=15												
1	2'03.937	35.469	23.969	36.713	27.786	181.8								
2	1'57.217	28.146	23.883	37.217	27.971	236.3								
3	1'57.731	28.630	23.948	37.314	27.839	229.7								
4	1'56.298	28.162	23.751	36.531	27.854	235.8								
4th	80	David ALONSO Valresa GASGAS Asp COL												
		Runs=1 Total laps=17 Full laps=16 Valid laps=15												
1	2'05.160	36.059	24.328	36.880	27.893	188.1								
2	1'56.990 *	28.247	24.043	36.881*	27.819*	234.2								
3	1'56.871	28.117	23.935	37.076	27.743	235.8								
4	1'56.854	28.276	23.908	36.788	27.882	237.8								
5	1'57.014	28.115	23.947	37.006	27.946	238.9								
6	1'58.073	28.611	24.208	37.233	28.021	230.7								
7	1'58.216	28.466	24.197	37.350	28.203	239.4								
8	1'57.317	28.211	24.077	37.161	27.868	236.8								
9	1'56.869	28.159	24.009	36.860	27.841	238.9								
10	1'57.015	28.036	24.119	36.950	27.910	238.9								
11	1'57.528	28.358	24.108	37.083	27.979	236.8								
12	1'58.174	28.498	24.256	37.280	28.140	234.2								
13	1'57.897	28.559	24.111	37.152	28.075	233.7								
14	1'58.272	28.561	24.202	37.288	28.221	240.5								
15	1'58.755	28.746	24.211	37.553	28.245	229.2								
16	1'58.581	28.643	24.298	37.513	28.127	237.3								
17	1'57.901	28.581	24.431	37.042	27.847	240.5								
5th	5	Jaume MASIA Leopard Racing SPA												
		Runs=1 Total laps=17 Full laps=16 Valid laps=15												
1	2'04.370	35.898	23.984	36.610	27.878	185.8								
2	1'56.809	28.026	23.878	37.018	27.887	234.7								
3	1'57.574	28.154	24.033	37.379	28.008	235.2								
4	1'57.087	28.370	23.864	36.838	28.015	228.8								
5	1'56.980	28.021	23.935	37.024	28.000	238.4								
6	1'57.948	28.554	24.213	37.207	27.974	234.2								
7	1'57.841	28.427	24.190	37.339	27.885	242.6								
8	1'57.683	28.663	24.084	37.092	27.844	226.8								
9	1'56.616	28.008	23.870	36.860	27.878	237.3								
10	1'57.100	28.192	24.048	36.906	27.954	235.8								

Fastest Lap: Ayumu SASAKI Liqui Moly Husqvarna JPN **1'56.298** 28.162 23.751 36.531 27.854

These data/results cannot be reproduced, stored and/or transmitted in whole or in part by any manner of electronic, mechanical, photocopying, recording, broadcasting or otherwise now known or herein after developed without the previous express consent by the copyright owner, except for reproduction in daily press and regular printed publications on sale to the public within 60 days of the event related to those data/results and always provided that copyright symbol appears together as follows below.
© DORNA, 2023



Race

Moto3

Lap	Lap Time	T1	T2	T3	T4	Speed	Lap	Lap Time	T1	T2	T3	T4	Speed
11	1'57.403 *	28.458	23.960	36.915*	28.070	233.7	7	1'58.661	28.701	24.200	37.602	28.158	231.7
12	1'58.478	28.427	24.174	37.580	28.297	232.2	8	1'58.112	28.185	24.260	37.271	28.396	234.7
13	1'57.988	28.609	24.079	37.229	28.071	236.8	9	1'58.577	28.840	24.179	37.667	27.891	226.4
14	1'58.425	28.719	24.238	37.338	28.130	237.3	10	1'57.972	28.413	24.247	37.261	28.051	243.7
15	1'58.637	28.604	24.173	37.594	28.266	238.9	11	1'58.290	28.414	24.363	37.249	28.264	238.4
16	1'58.420	28.209	24.284	37.583	28.344	238.4	12	1'59.308	28.640	24.459	37.974	28.235	232.7
17	1'58.443	28.850	24.470	37.204	27.919	232.2	13	1'59.156	28.739	24.511	37.508	28.398	232.2
14	1'58.927	28.630	24.631	37.600	28.066	240.0	14	1'58.927	28.630	24.631	37.600	28.066	240.0
15	1'59.273	29.062	24.262	37.609	28.340	237.8	15	1'59.273	29.062	24.262	37.609	28.340	237.8
16	2'00.008	28.531	24.554	38.335	28.588	241.0	16	2'00.008	28.531	24.554	38.335	28.588	241.0
17	1'58.929	28.737	24.261	37.489	28.442	225.0	17	1'58.929	28.737	24.261	37.489	28.442	225.0
6th 95 Collin VEIJER Liqui Moly Husqvarna NED Runs=1 Total laps=17 Full laps=16 Valid laps=13							9th 82 Stefano NEPA Angeluss MTA Team ITA Runs=1 Total laps=17 Full laps=16 Valid laps=14						
1	2'06.349	36.442	24.622	37.409	27.876	192.1	1	2'08.026	37.729	24.999	37.355	27.943	196.3
2	1'58.386	28.472	24.740	37.216	27.958	238.9	2	1'57.558	28.365	24.204	37.217	27.772	239.4
3	1'58.508	28.781	24.626	37.262	27.839	233.7	3	2'00.384	28.306	24.285	39.779	28.014	235.8
4	1'57.991	28.691	24.290	37.046	27.964	236.8	4	1'57.079 *	28.363	24.112*	36.828	27.776	233.2
5	1'57.535	28.476	24.155	37.047	27.857	238.4	5	1'57.174	28.073	24.048	37.119	27.934	241.6
6	1'57.787	28.423	24.160	37.247	27.957	246.0	6	1'58.187	28.328	24.459	37.296	28.104	232.7
7	1'57.319	28.358	24.022	37.076	27.863	236.3	7	1'57.451	28.396	24.093	37.016	27.946	231.2
8	1'57.348	28.246	24.130	37.071	27.901	241.0	8	1'57.703	28.541	24.134	37.094	27.934	241.6
9	1'57.675 *	28.223	24.269	37.351*	27.832	242.1	9	1'57.673	28.354	24.157	37.029	28.133	235.2
10	1'57.805 *	28.119	24.289	37.313*	28.084	247.1	10	1'57.719 *	28.377	24.175	37.109	28.058*	231.2
11	1'58.922	28.604	24.348	37.743	28.227	236.3	11	1'57.829	28.380	24.152	37.285	28.012	230.7
12	1'58.895	28.566	24.390	37.839	28.100	232.7	12	1'58.161	28.361	24.118	37.711	27.971	233.2
13	1'58.663	28.305	24.386	37.408	28.564	240.5	13	1'58.645	28.716	24.384	37.429	28.116	242.1
14	1'59.939	29.272	24.890	37.693	28.084	226.8	14	1'58.208	28.637	24.330	37.241	28.000	239.4
15	1'58.671	28.598	24.403	37.526	28.144	241.6	15	1'59.490	28.690	24.644	37.575	28.581	231.2
16	2'00.814 *	28.943	24.608*	38.464	28.799	242.6	16	2'01.212	29.087	24.507	38.683	28.935	225.9
17	1'58.029	28.345	24.188	37.222	28.274	238.4	17	1'58.245	28.731	24.195	37.217	28.102	234.2
7th 10 Diogo MOREIRA MT Helmets - MSI BRA Runs=1 Total laps=17 Full laps=16 Valid laps=15							10th 27 Kaito TOBA SIC58 Squadra Corse JPN Runs=1 Total laps=17 Full laps=16 Valid laps=16						
1	2'06.120	36.669	24.441	37.027	27.983	194.9	1	2'07.281	36.899	24.884	37.337	28.161	185.8
2	1'56.959	28.155	24.079	36.860	27.865	237.8	2	1'57.887	28.371	24.290	37.301	27.925	240.0
3	1'59.180	28.186	24.095	38.980	27.919	237.3	3	1'58.222	28.541	24.425	37.367	27.889	245.4
4	1'57.333 *	28.246	24.018	37.012*	28.057	237.3	4	1'57.413	28.105	24.250	36.961	28.097	241.0
5	1'58.030	28.249	24.194	37.284	28.303	236.3	5	1'57.656	28.394	24.172	36.965	28.125	240.0
6	1'58.251	28.533	24.173	37.533	28.012	233.2	6	1'57.681	28.244	24.159	37.155	28.123	239.4
7	1'57.430	28.305	24.100	37.181	27.844	241.0	7	1'57.782	28.342	24.253	37.000	28.187	240.0
8	1'57.605	28.362	24.172	37.169	27.902	237.8	8	1'57.848	28.415	24.236	37.050	28.147	242.1
9	1'57.790	28.358	24.309	37.245	27.878	240.5	9	1'57.791	28.404	24.176	37.072	28.139	237.8
10	1'57.913	28.038	24.218	37.339	28.318	240.0	10	1'57.599	28.228	24.279	37.034	28.058	242.6
11	1'58.405	28.352	24.290	37.392	28.371	234.7	11	1'58.720	28.686	24.440	37.418	28.176	241.0
12	1'59.286	28.585	24.485	37.778	28.438	233.2	12	1'58.843	28.407	24.561	37.835	28.040	240.5
13	1'59.039	28.705	24.361	37.560	28.413	230.7	13	1'59.060	28.592	24.637	37.450	28.381	240.5
14	1'58.645	28.416	24.647	37.553	28.029	237.3	14	1'58.906	28.592	24.506	37.789	28.019	244.3
15	1'59.407	28.454	24.588	37.606	28.759	238.9	15	1'58.760	28.442	24.285	37.649	28.384	244.3
16	2'01.295	28.412	24.619	39.321	28.943	234.2	16	2'00.883	28.474	24.596	38.895	28.918	234.7
17	1'57.959	28.436	24.206	37.234	28.083	238.4	17	1'58.443	28.957	24.313	37.177	27.996	228.8
8th 54 Riccardo ROSSI SIC58 Squadra Corse ITA Runs=1 Total laps=17 Full laps=16 Valid laps=16							11th 48 Ivan ORTOLÁ Angeluss MTA Team SPA Runs=1 Total laps=17 Full laps=16 Valid laps=15						
1	2'05.405	35.907	24.329	37.207	27.962	180.6	1	2'06.691	36.959	24.708	37.049	27.975	194.5
2	1'57.276	28.379	24.141	36.776	27.980	234.2	2	1'59.526	28.291	24.373	38.782	28.080	235.8
3	1'56.777	28.187	24.046	36.812	27.732	235.8							
4	1'57.190	28.237	24.037	36.931	27.985	239.4							
5	1'58.113	28.340	24.184	37.303	28.286	232.2							
6	1'58.701	28.688	24.252	37.597	28.164	229.2							

Fastest Lap: Ayumu SASAKI Liqui Moly Husqvarna JPN 1'56.298 28.162 23.751 36.531 27.854

These data/results cannot be reproduced, stored and/or transmitted in whole or in part by any manner of electronic, mechanical, photocopying, recording, broadcasting or otherwise now known or herein after developed without the previous express consent by the copyright owner, except for reproduction in daily press and regular printed publications on sale to the public within 60 days of the event related to those data/results and always provided that copyright symbol appears together as follows below.
© DORNA, 2023

Race

Moto3

Lap	Lap Time	T1	T2	T3	T4	Speed	Lap	Lap Time	T1	T2	T3	T4	Speed	
3	1'57.200	28.139	23.991	37.230	27.840	233.7	14th 99 José Antonio RUED Red Bull KTM Ajo SPA Runs=1 Total laps=17 Full laps=16 Valid laps=15	1	2'07.057	36.736	24.750	37.359	28.212	188.8
4	1'56.851	28.137	24.031	36.665	28.018	236.3		2	1'57.744	28.267	24.313	37.241	27.923	242.1
5	1'57.509	28.182	23.952	37.303	28.072	238.4		3	1'56.924 *	28.027	24.173*	36.625	28.099	238.9
6	1'57.968	28.594	24.159	37.192	28.023	235.8		4	1'57.695	28.328	24.256	36.818	28.293	230.2
7	1'57.688	28.501	24.125	37.180	27.882	234.7		5	1'58.292	28.648	24.182	37.252	28.210	230.2
8	1'57.237	28.076	24.107	37.032	28.022	245.4		6	1'57.972	28.304	24.267	37.182	28.219	236.3
9	1'57.935	28.464	24.213	37.307	27.951	237.8		7	1'57.613	28.196	24.100	37.296	28.021	236.8
10	1'58.109	28.474	24.056	37.356	28.223	234.2		8	1'57.893	28.489	24.286	37.067	28.051	237.3
11	1'58.254	28.188	24.280	37.241	28.545	237.8		9	1'57.945	28.347	24.422	37.201	27.975	237.8
12	1'59.451	28.908	24.597	37.774	28.172	222.2		10	1'57.862	28.309	24.255	37.298	28.000	241.0
13	1'58.973	28.763	24.308	37.537	28.365	232.7		11	1'59.058	28.641	24.566	37.798	28.053	240.5
14	1'58.685	28.451	24.687	37.544	28.003	235.8		12	1'58.850	28.491	24.467	37.759	28.133	232.2
15	1'59.234	28.608	24.517	37.738	28.371	240.5		13	1'59.033	28.894	24.424	37.505	28.210	244.3
16	2'01.268 *	28.874	24.562	38.734	29.098*	227.8		14	1'58.973	28.685	24.871	37.412	28.005	244.3
17	1'58.882	28.994	24.521	37.271	28.096	230.7		15	1'58.894	28.373	24.373	37.603	28.545	242.6
12th 18 Matteo BERTELLE Rivacold Snipers Tea ITA Runs=1 Total laps=17 Full laps=16 Valid laps=15								16	2'00.883	28.815	24.495	38.850	28.723	242.1
1	2'06.540	36.334	24.705	37.532	27.969	179.1		17	2'00.328	29.116	24.693	38.057	28.462	233.2
2	1'57.455	28.332	24.112	36.848	28.163	238.4	15th 6 Ryusei YAMANAKA Valresa GASGAS Asp JPN Runs=1 Total laps=17 Full laps=16 Valid laps=13							
3	1'57.747	28.502	24.128	36.833	28.284	230.7	1	2'06.896	36.645	24.752	37.355	28.144	186.8	
4	1'57.819	28.513	24.156	36.914	28.236	229.2	2	1'58.068	28.298	24.416	37.339	28.015	241.0	
5	1'58.121	28.392	24.217	37.244	28.268	236.3	3	1'57.503	28.457	24.163	37.030	27.853	241.6	
6	1'58.029	28.610	24.159	37.175	28.085	233.2	4	1'57.727 *	28.391	24.252	36.965*	28.119	238.9	
7	1'57.482	28.344	24.037	36.996	28.105	234.7	5	1'57.644	28.064	24.068	37.250	28.262	236.8	
8	1'57.215	28.067	23.998	36.831	28.319	240.0	6	1'57.595	28.056	24.225	37.141	28.173	239.4	
9	1'57.569	28.257	24.098	36.820	28.394	232.7	7	1'57.600	28.245	24.134	37.129	28.092	233.2	
10	1'58.547	28.532	24.166	37.298	28.551	228.3	8	1'57.429	28.288	24.100	36.987	28.054	234.7	
11	1'59.257 *	29.187	24.402	37.199*	28.469	226.8	9	1'57.589 *	28.025	24.349	37.036*	28.179	234.2	
12	1'58.457	28.193	24.322	37.303	28.639	240.0	10	1'58.607 *	28.225	24.227*	37.892	28.263	233.2	
13	1'59.481	29.260	24.331	37.438	28.452	225.0	11	2'01.088	28.417	24.420	39.743	28.508	234.7	
14	1'58.013	28.273	24.391	36.913	28.436	243.7	12	1'58.371	28.408	24.338	37.334	28.291	232.7	
15	2'00.371	28.819	24.518	37.345	29.689	225.9	13	1'58.077	28.326	24.266	37.273	28.212	236.8	
16	2'00.556	28.859	24.285	38.440	28.972	242.6	14	1'58.571	28.488	24.567	37.512	28.004	240.5	
17	1'58.899	29.014	24.497	37.325	28.063	233.7	15	1'58.916	28.322	24.419	37.599	28.576	243.7	
13th 19 Scott OGDEN VisionTrack Racing T GBR Runs=1 Total laps=17 Full laps=16 Valid laps=13							16	2'00.965	28.381	24.597	38.897	29.090	240.0	
1	2'06.664	36.577	24.675	37.406	28.006	183.6	17	2'00.413	28.791	25.139	37.646	28.837	233.2	
2	1'58.399	28.594	24.446	37.332	28.027	235.8	16th 16 Andrea MIGNO CIP Green Power ITA Runs=1 Total laps=17 Full laps=16 Valid laps=15							
3	1'58.272 *	28.508	24.476	37.098	28.190*	244.8	1	2'05.977	36.333	24.435	37.148	28.061	180.0	
4	1'57.540 *	28.60*	24.142	36.712	28.080	234.2	2	1'58.151	28.593	24.235	37.306	28.017	230.7	
5	1'57.719 *	28.479	24.065	37.025*	28.150	241.6	3	1'58.037	28.284	24.386	37.104	28.263	237.3	
6	1'57.637	28.353	24.283	36.943	28.058	240.5	4	1'58.364 *	28.686	24.426	37.229*	28.023	232.2	
7	1'57.953	28.383	24.189	37.053	28.328	242.1	5	1'57.897	28.387	24.225	37.104	28.181	237.3	
8	1'57.669	28.302	24.181	37.044	28.142	235.8	6	1'58.152	28.430	24.318	37.268	28.136	236.3	
9	1'57.538	28.225	24.090	37.118	28.105	240.0	7	1'58.845	28.579	24.589	37.301	28.376	234.7	
10	1'57.932	28.536	24.252	37.062	28.082	235.2	8	1'58.726	28.833	24.443	37.191	28.259	230.2	
11	1'58.724	28.627	24.473	37.460	28.164	237.3	9	1'58.758	28.591	24.421	37.315	28.431	231.2	
12	1'59.282	28.707	24.333	37.810	28.432	232.2	10	1'59.004	28.629	24.450	37.330	28.595	230.2	
13	1'58.785	28.580	24.473	37.497	28.235	234.2	11	1'59.565	28.909	24.418	37.712	28.526	225.4	
14	1'59.372	28.690	24.771	37.575	28.336	238.4	12	1'59.760	28.919	24.412	37.580	28.849	225.0	
15	1'58.535	28.501	24.270	37.496	28.268	232.7	13	1'59.797	28.971	24.581	37.589	28.656	226.8	
16	2'00.623	29.009	24.620	38.251	28.743	238.9	14	1'58.879	28.804	24.341	37.221	28.513	225.0	
17	1'59.694	29.108	24.567	37.450	28.569	231.7	Fastest Lap: Ayumu SASAKI Liqui Moly Husqvarna JPN 1'56.298 28.162 23.751 36.531 27.854							

These data/results cannot be reproduced, stored and/or transmitted in whole or in part by any manner of electronic, mechanical, photocopying, recording, broadcasting or otherwise now known or herein after developed without the previous express consent by the copyright owner, except for reproduction in daily press and regular printed publications on sale to the public within 60 days of the event related to those data/results and always provided that copyright symbol appears together as follows below.
© DORNA, 2023

Race

Moto3

Lap	Lap Time	T1	T2	T3	T4	Speed	Lap	Lap Time	T1	T2	T3	T4	Speed
15	1'59.130	28.662	24.381	37.507	28.580	226.8	11	1'59.612	28.815	24.488	37.785	28.524	226.4
16	1'59.659	28.831	24.442	37.639	28.747	225.9	12	1'59.896	28.935	24.417	37.907	28.637	226.8
17	1'59.559	28.880	24.348	37.453	28.878	224.5	13	1'59.851	28.970	24.591	37.802	28.488	229.2
							14	2'00.267	28.873	24.689	38.210	28.495	231.2
							15	2'01.075	29.204	24.706	38.401	28.764	224.5
							16	2'00.747	29.022	24.618	38.473	28.634	229.7
							17	1'59.966	29.028	24.320	37.982	28.636	219.5
17th	55	Romano FENATI				Rivacold Snipers Tea	ITA						
		Runs=1	Total laps=17	Full laps=16	Valid laps=13								
1	2'18.880	49.211	24.298	36.849	28.522	159.7							
2	1'57.980	28.533	24.097	36.915	28.435	223.1							
3	1'57.935	28.481	24.145	36.814	28.495	223.1							
4	1'58.062 *	28.673	24.140	36.745*	28.504	223.1							
5	1'57.756	28.443	24.104	36.824	28.385	225.4							
6	1'57.752	28.424	24.185	36.726	28.417	226.8							
7	1'57.679	28.502	24.001	36.760	28.416	229.2							
8	1'57.654	28.240	24.033	36.859	28.522	230.2							
9	1'57.916 *	28.535	24.040*	36.906	28.435	224.0							
10	1'58.288	28.463	24.229	37.048	28.548	228.3							
11	1'58.844 *	28.652	24.280	37.260*	28.652	221.7							
12	1'58.619	28.675	24.170	37.133	28.641	220.8							
13	1'58.467	28.582	24.218	37.078	28.589	223.6							
14	1'58.275	28.573	24.202	36.982	28.518	223.6							
15	1'58.795	28.692	24.230	37.231	28.642	224.5							
16	1'58.810	28.729	24.269	37.140	28.672	222.6							
17	1'58.665	28.635	24.267	37.035	28.728	223.1							
18th	38	David SALVADOR				CIP Green Power	SPA						
		Runs=1	Total laps=17	Full laps=16	Valid laps=15								
1	2'07.740	37.328	24.959	37.465	27.988	193.8							
2	1'58.684	28.622	24.341	37.449	28.272	242.6							
3	2'00.324	28.436	24.106	39.364	28.418	238.4							
4	2'01.400	28.689	24.545	39.608	28.558	235.8							
5	1'59.423	28.696	24.536	37.714	28.477	231.2							
6	1'59.057	28.616	24.471	37.607	28.363	232.7							
7	1'59.412	28.569	24.322	37.935	28.586	235.2							
8	1'58.532	28.521	24.147	37.392	28.472	230.2							
9	1'59.442 *	28.535	24.404*	37.894	28.609	231.7							
10	2'00.148	28.751	24.636	38.124	28.637	230.2							
11	1'59.967	28.883	24.466	37.930	28.688	226.8							
12	1'59.637	28.776	24.533	37.718	28.610	226.4							
13	2'00.083	28.942	24.578	37.853	28.710	229.2							
14	2'00.349	28.847	24.684	38.202	28.616	231.7							
15	2'00.865	29.047	24.720	38.333	28.765	227.8							
16	2'00.786	29.059	24.759	38.281	28.687	226.4							
17	2'00.209	28.841	24.503	38.085	28.780	224.5							
20th	64	Mario AJI				Honda Team Asia	INA						
		Runs=1	Total laps=17	Full laps=16	Valid laps=12								
1	2'08.023	37.176	25.222	37.433	28.192	189.8							
2	1'58.653 *	28.540	24.181	37.636*	28.296	233.2							
3	1'58.670 *	28.594	24.205	37.338	28.533*	232.2							
4	1'57.910 *	28.362	24.151	37.252*	28.145	232.7							
5	1'57.920	28.340	24.173	37.115	28.292	232.2							
6	1'59.427 *	28.780	24.411	37.501*	28.735	225.9							
7	1'59.913	28.786	24.496	37.726	28.905	224.0							
8	2'00.358	28.994	24.525	37.790	29.049	220.8							
9	2'00.361	29.002	24.638	37.758	28.963	219.9							
10	1'59.513	28.963	24.370	37.256	28.924	220.4							
11	2'00.868	29.025	24.795	37.909	29.139	219.5							
12	2'00.836	29.153	24.652	37.933	29.098	217.7							
13	2'00.984	29.045	24.860	37.974	29.105	219.5							
14	2'00.869	29.340	24.912	37.989	28.628	218.6							
15	2'00.967	29.012	24.775	38.296	28.884	226.8							
16	2'00.881	28.977	24.842	38.144	28.918	225.4							
17	2'00.143	29.085	24.527	37.809	28.722	218.1							
21st	70	Joshua WHATLEY				VisionTrack Racing T	GBR						
		Runs=1	Total laps=17	Full laps=16	Valid laps=14								
1	2'08.324	37.531	24.955	37.530	28.308	189.4							
2	1'59.009	28.738	24.379	37.402	28.490	234.7							
3	1'59.489	28.647	24.421	37.742	28.679	229.7							
4	1'59.744 *	28.723	24.590	37.643*	28.788	231.2							
5	1'59.672	28.746	24.468	37.728	28.730	227.8							
6	2'00.033	28.814	24.523	37.813	28.883	227.8							
7	1'59.976	29.005	24.369	37.909	28.693	225.4							
8	1'58.574	28.640	24.212	37.238	28.484	231.7							
9	1'59.436	28.533	24.382	37.893	28.628	234.2							
10	2'00.044	28.822	24.415	37.930	28.877	234.2							
11	1'59.951	28.881	24.433	37.961	28.676	227.3							
12	2'00.003	28.834	24.439	37.819	28.911	228.3							
13	2'00.058	28.999	24.609	37.777	28.673	230.2							
14	2'00.085	28.754	24.638	38.209	28.484	229.7							
15	2'00.900	28.981	24.801	38.320	28.798	227.8							
16	2'00.960	29.202	24.672	38.243	28.843	225.0							
17	2'00.059 *	28.786	24.357*	38.016	28.900	226.4							
19th	58	Luca LUNETTA				MT Helmets - MSI	ITA						
		Runs=1	Total laps=17	Full laps=16	Valid laps=16								
1	2'08.338	37.756	24.941	37.595	28.046	194.9							
2	1'58.483	28.651	24.373	37.376	28.083	236.8							
3	1'59.997	28.365	24.233	39.113	28.286	238.9							
4	1'59.224	28.684	24.553	37.406	28.581	228.3							
5	1'59.958	29.001	24.568	37.823	28.566	224.0							
6	1'59.800	28.977	24.528	37.715	28.580	222.6							
7	2'00.100	28.941	24.688	37.902	28.569	223.1							
8	1'58.811	28.821	24.153	37.362	28.475	221.3							
9	1'59.424	28.556	24.382	37.895	28.591	232.2							
10	2'00.549	28.823	24.524	38.296	28.906	231.2							
22nd	22	Ana CARRASCO				BOE Motorsports	SPA						
		Runs=1	Total laps=17	Full laps=16	Valid laps=14								
1	2'09.594	37.652	25.530	37.657	28.755	193.2							
2	2'00.058	28.748	24.535	37.989	28.786	231.7							
3	2'00.418	28.865	24.606	38.143	28.804	229.2							
4	1'59.852	28.882	24.637	37.546	28.787	228.8							
5	1'59.431 *	28.730	24.447	37.551*	28.703	230.2							
6	1'59.024	28.672	24.403	37.382	28.567	230.7							

Fastest Lap: Ayumu SASAKI Liqui Moly Husqvarna JPN **1'56.298** 28.162 23.751 36.531 27.854

These data/results cannot be reproduced, stored and/or transmitted in whole or in part by any manner of electronic, mechanical, photocopying, recording, broadcasting or otherwise now known or herein after developed without the previous express consent by the copyright owner, except for reproduction in daily press and regular printed publications on sale to the public within 60 days of the event related to those data/results and always provided that copyright symbol appears together as follows below.
© DORNA, 2023

Race

Moto3

Lap	Lap Time	T1	T2	T3	T4	Speed	Lap	Lap Time	T1	T2	T3	T4	Speed
7	1'59.294	28.696	24.338	37.493	28.767	230.7	3	2'00.135	28.503	24.471	38.793	28.368	242.6
8	1'59.471	28.611	24.501	37.590	28.769	231.7	4	1'57.546	28.339	24.102	36.942	28.163	231.2
9	1'59.517	28.645	24.491	37.607	28.774	228.8	5	1'57.699	28.418	24.131	37.265	27.885	231.7
10	2'00.258 *	28.741	24.585	37.832*	29.100	229.2	6	1'58.103	28.184	24.451	37.370	28.098	240.0
11	2'00.140	28.907	24.515	37.833	28.885	225.9	7	1'57.142	28.110	24.037	37.068	27.927	238.9
12	2'00.127	28.873	24.544	37.838	28.872	225.9	8	1'57.571	28.267	24.089	37.129	28.086	236.3
13	1'59.925	28.900	24.475	37.712	28.838	228.3	unfinished	28.437	24.135	36.892			231.7
14	1'59.760	28.764	24.507	37.694	28.795	228.3							
15	2'00.160	28.792	24.579	37.988	28.801	230.2							
16	2'00.034	28.791	24.550	37.902	28.791	228.8							
17	2'00.337	28.782	24.571	37.818	29.166	229.7							

23rd 72 Taiyo FURUSATO Honda Team Asia JPN
Runs=1 Total laps=16 Full laps=15 Valid laps=13

1	2'04.583	35.684	24.082	36.980	27.837	183.9
2	1'57.116	28.292	24.009	36.925	27.890	235.2
3	1'57.455 *	28.39*	24.000	37.262*	27.795	234.7
4	1'57.710	28.658	24.130	36.970	27.952	237.3
5	1'57.902	28.294	24.085	37.330	28.193	237.8
6	1'58.618	28.544	24.330	37.358	28.386	230.7
7	1'58.776	28.714	24.137	37.801	28.124	228.3
8	1'58.196	28.439	24.162	37.462	28.133	233.7
9	1'58.215 *	28.563	24.201	37.426*	28.025	232.7
10	1'58.266	28.732	24.282	37.297	27.955	232.7
11	1'58.974	28.718	24.237	37.676	28.343	237.3
12	1'58.875	28.577	24.547	37.619	28.132	237.3
13	1'59.175	28.901	24.429	37.570	28.275	239.4
14	1'58.649	28.664	24.441	37.560	27.984	245.4
15	1'59.098	29.069	24.341	37.554	28.134	239.4
16	2'00.848	28.849	24.559	38.623	28.817	236.3
unfinished		28.765	24.497	37.198		233.7

24th 24 Tatsuki SUZUKI Leopard Racing JPN
Runs=1 Total laps=16 Full laps=15 Valid laps=12

1	2'05.459	35.999	24.543	36.987	27.930	189.4
2	1'56.918	28.159	24.068	36.836	27.855	237.8
3	1'56.918	28.164	24.093	36.909	27.752	238.4
4	1'57.397	28.209	24.092	37.194	27.902	242.1
5	1'58.129	28.185	24.222	37.598	28.124	236.3
6	1'58.588 *	28.412	24.335	37.586*	28.255	232.7
7	1'58.625	28.460	24.296	37.614	28.255	232.7
8	1'58.227	28.419	24.242	37.266	28.300	231.2
9	1'57.794 *	28.574	24.205	37.018*	27.997	231.2
10	1'58.471	28.577	24.164	37.350	28.380	232.7
11	1'58.589 *	28.910	24.232	37.387	28.060*	227.8
12	1'59.200	28.687	24.558	37.609	28.346	231.7
13	1'58.948	28.607	24.352	37.525	28.464	232.2
14	1'58.949	28.654	24.667	37.602	28.026	231.2
15	1'59.064	28.515	24.530	37.580	28.439	241.6
16	2'01.288	28.694	24.594	39.147	28.853	227.3
unfinished		28.929	24.464	37.712		235.8

25th 21 Vicente PEREZ BOE Motorsports SPA
Runs=1 Total laps=8 Full laps=7 Valid laps=7

1	2'07.526	37.442	24.822	37.370	27.892	196.7
2	1'57.583	28.378	24.073	37.186	27.946	240.0

Fastest Lap: Ayumu SASAKI Liqui Moly Husqvarna JPN **1'56.298** 28.162 23.751 36.531 27.854

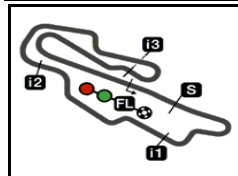
These data/results cannot be reproduced, stored and/or transmitted in whole or in part by any manner of electronic, mechanical, photocopying, recording, broadcasting or otherwise now known or herein after developed without the previous express consent by the copyright owner, except for reproduction in daily press and regular printed publications on sale to the public within 60 days of the event related to those data/results and always provided that copyright symbol appears together as follows below.
© DORNA, 2023

Official MotoGP Timing by TISSOT
www.motogp.com

Mugello, Sunday, June 11, 2023

Page 5 of 5





5245 m.

GRAN PREMIO D'ITALIA OAKLEY

Race

Analysis by Lap

35

Num Lap Time Gap

Num	Lap Time	Gap	Num	Lap Time	Gap	Num	Lap Time	Gap	Num	Lap Time	Gap			
Lap 1			96	1'57.760		96	1'56.904	0.236	6	1'57.600	4.506	99	1'57.945	6.572
53	2'03.735		5	1'57.574	0.009	54	1'58.113	2.025	18	1'57.482	4.666	19	1'57.538	6.828
96	2'03.901	0.166	53	1'57.620	0.073	72	1'57.902	2.030	99	1'57.613	4.770	27	1'57.791	6.998
71	2'03.937	0.202	71	1'57.731	0.141	24	1'58.129	2.085	10	1'57.430	4.776	82	1'57.673	8.672
5	2'04.370	0.635	80	1'56.871	0.277	10	1'58.030	4.886	48	1'57.688	4.906	16	1'58.758	10.344
72	2'04.583	0.848	72	1'57.455	0.410	18	1'58.121	4.946	95	1'57.319	5.348	64	2'00.361	18.672
80	2'05.160	1.425	24	1'56.918	0.551	99	1'58.292	4.976	27	1'57.782	5.395	55	1'57.916	19.051
54	2'05.405	1.670	54	1'56.777	0.714	48	1'57.509	5.041	19	1'57.953	5.657	38	1'59.442	21.451
24	2'05.459	1.724	99	1'56.924	2.981	6	1'57.644	5.102	16	1'58.845	6.896	58	1'59.424	21.572
16	2'05.977	2.242	18	1'57.747	2.998	16	1'57.897	5.690	21	1'57.142	7.207	70	1'59.436	21.694
10	2'06.120	2.385	16	1'58.037	3.421	27	1'57.656	5.723	82	1'57.451	7.332	22	1'59.517	24.096
95	2'06.349	2.614	10	1'59.180	3.515	19	1'57.719	5.858	66	1'57.535	7.492			
18	2'06.540	2.805	6	1'57.503	3.723	95	1'57.535	6.033	64	1'59.913	11.989	Lap 10		
19	2'06.664	2.929	95	1'58.508	4.499	82	1'57.174	7.485	58	2'00.100	17.373	71	1'57.328	
48	2'06.691	2.956	19	1'58.272	4.591	66	1'57.347	7.552	38	1'59.412	17.513	53	1'57.362	0.081
6	2'06.896	3.161	27	1'58.222	4.646	21	1'57.699	7.753	55	1'57.679	17.517	5	1'57.100	0.117
99	2'07.057	3.322	48	1'57.200	4.673	64	1'57.920	8.440	70	1'59.976	17.720	96	1'57.158	0.430
27	2'07.281	3.546	21	2'00.135	6.500	58	1'59.958	13.264	22	1'59.294	19.144	80	1'57.015	0.488
66	2'07.396	3.661	64	1'58.670	6.602	70	1'59.672	13.502	Lap 8			18	1'58.547	6.633
7	2'07.408	3.673	82	2'00.384	7.224	38	1'59.423	14.835	71	1'57.201		24	1'58.471	6.635
43	2'07.464	3.729	66	1'59.681	7.330	22	1'59.431	16.617	53	1'57.182	0.029	10	1'57.913	6.720
21	2'07.526	3.791	38	2'00.324	8.004	55	1'57.756	17.877	96	1'57.436	0.530	6	1'58.607	6.767
38	2'07.740	4.005	58	1'59.997	8.074	Lap 6			5	1'57.683	0.564	95	1'57.805	6.812
64	2'08.023	4.288	70	1'59.489	8.078	71	1'57.711		80	1'57.317	0.767	48	1'58.109	6.823
82	2'08.026	4.291	22	2'00.418	11.326	96	1'57.652	0.177	5	1'57.317	0.767	54	1'57.972	6.893
70	2'08.324	4.589	55	1'57.935	16.051	53	1'57.906	0.268	24	1'58.227	4.533	72	1'58.266	6.946
58	2'08.338	4.603	Lap 4			5	1'57.948	0.321	72	1'58.196	4.628	99	1'57.862	7.106
22	2'09.594	5.859	71	1'56.298		80	1'58.073	0.515	18	1'57.215	4.680	27	1'57.599	7.269
55	2'18.880	15.145	53	1'56.384	0.018	72	1'58.618	2.937	6	1'57.429	4.734	19	1'57.932	7.432
Lap 2			5	1'57.087	0.657	24	1'58.588	2.962	48	1'57.237	4.942	82	1'57.719	9.063
96	1'57.083		80	1'56.854	0.692	54	1'58.701	3.015	10	1'57.605	5.180	16	1'59.004	12.020
71	1'57.217	0.170	96	1'57.324	0.885	6	1'57.595	4.986	99	1'57.893	5.462	55	1'58.288	20.011
5	1'56.809	0.195	54	1'57.190	1.465	99	1'57.972	5.237	95	1'57.348	5.495	64	1'59.513	20.857
53	1'57.462	0.213	24	1'57.397	1.509	18	1'58.029	5.264	27	1'57.848	6.042	38	2'00.148	24.271
72	1'57.116	0.715	72	1'57.710	1.681	48	1'57.968	5.298	19	1'57.669	6.125	70	2'00.044	24.410
80	1'56.990	1.166	99	1'57.695	4.237	10	1'58.251	5.426	21	1'57.571	7.577	58	2'00.549	24.793
24	1'56.918	1.393	18	1'57.819	4.378	27	1'57.681	5.693	82	1'57.703	7.834	22	2'00.258	27.026
54	1'57.276	1.697	10	1'57.333	4.409	19	1'57.637	5.784	16	1'58.726	8.421	Lap 11		
10	1'56.959	2.095	6	1'57.727	5.011	95	1'57.787	6.109	64	2'00.358	15.146	71	1'57.343	
18	1'57.455	3.011	48	1'56.851	5.085	16	1'58.152	6.131	55	1'57.654	17.970	53	1'57.298	0.036
16	1'58.151	3.144	16	1'58.364	5.346	82	1'58.187	7.961	38	1'58.532	18.844	5	1'57.403	0.177
95	1'58.386	3.751	27	1'57.413	5.620	66	1'58.196	8.037	58	1'58.811	18.983	96	1'57.545	0.632
99	1'57.744	3.817	19	1'57.540	5.692	21	1'58.103	8.145	70	1'58.574	19.093	80	1'57.528	0.673
6	1'58.068	3.980	95	1'57.991	6.051	64	1'59.427	10.156	22	1'59.471	21.414	48	1'58.254	7.734
19	1'58.399	4.079	21	1'57.546	7.607	58	1'59.800	15.353	Lap 9			10	1'58.405	7.782
21	1'57.583	4.125	66	1'56.867	7.758	70	2'00.033	15.824	71	1'56.835		54	1'58.290	7.840
27	1'57.887	4.184	82	1'57.079	7.864	38	1'59.057	16.181	53	1'56.853	0.047	24	1'58.589	7.881
82	1'57.558	4.600	64	1'57.910	8.073	55	1'57.752	17.918	5	1'56.616	0.345	95	1'58.922	8.391
48	1'59.526	5.233	58	1'59.224	10.859	22	1'59.024	17.930	96	1'56.905	0.600	18	1'59.257	8.547
66	1'58.997	5.409	70	1'59.744	11.383	Lap 7			80	1'56.869	0.801	72	1'58.974	8.577
38	1'58.684	5.440	38	2'01.400	12.965	71	1'58.080		18	1'57.569	5.414	27	1'58.720	8.646
64	1'58.653	5.692	22	1'59.852	14.739	53	1'57.860	0.048	6	1'57.589	5.488	19	1'58.724	8.813
58	1'58.483	5.837	55	1'58.062	17.674	5	1'57.841	0.082	24	1'57.794	5.492	99	1'59.058	8.821
70	1'59.009	6.349	Lap 5			96	1'58.198	0.295	72	1'58.215	6.008	82	1'57.829	9.549
22	2'00.058	8.668	71	1'57.553		80	1'58.216	0.651	48	1'57.935	6.042	6	2'01.088	10.512
55	1'57.980	15.876	53	1'57.608	0.073	24	1'58.625	3.507	10	1'57.790	6.135	16	1'59.565	14.242
Lap 3			5	1'56.980	0.084	54	1'58.661	3.596	95	1'58.577	6.249	55	1'58.844	21.512
			80	1'57.014	0.153	72	1'58.776	3.633	64	1'58.577	6.249	64	2'00.868	24.382
									95	1'57.675	6.335	38	1'59.967	26.895

Lapped rider

These data/results cannot be reproduced, stored and/or transmitted in whole or in part by any manner of electronic, mechanical, photocopying, recording, broadcasting or otherwise now known or herein after developed without the previous express consent by the copyright owner, except for reproduction in daily press and regular printed publications on sale to the public within 60 days of the event related to those data/results and always provided that copyright symbol appears together as follows below.

© DORNA, 2023

Num	Lap Time	Gap						
70	1'59.951	27.018	6	1'58.571	10.655	95	1'58.029	13.321
58	1'59.612	27.062	99	1'58.973	10.801	10	1'57.959	13.332
22	2'00.140	29.823	95	1'59.939	11.012	54	1'58.929	13.360
Lap 12			19	1'59.372	11.376	82	1'58.245	13.429
71	1'58.501		16	1'58.879	17.802	27	1'58.443	13.460
5	1'58.478	0.154	55	1'58.275	21.997	48	1'58.882	14.146
53	1'58.644	0.179	38	2'00.349	32.088	18	1'58.899	14.243
96	1'58.064	0.195	64	2'00.869	32.195	19	1'59.694	15.023
80	1'58.174	0.346	58	2'00.267	32.200	99	2'00.328	15.701
18	1'58.457	8.503	70	2'00.085	32.288	6	2'00.413	15.744
10	1'59.286	8.567	22	1'59.760	34.759	16	1'59.559	20.945
24	1'59.200	8.580	Lap 15			55	1'58.665	23.062
54	1'59.308	8.647	71	1'58.578		38	2'00.209	38.743
48	1'59.451	8.684	96	1'58.650	0.163	58	1'59.966	38.783
95	1'58.895	8.785	53	1'58.630	0.205	64	2'00.143	38.981
72	1'58.875	8.951	5	1'58.637	0.251	70	2'00.059	39.002
27	1'58.843	8.988	80	1'58.755	0.317	22	2'00.337	40.085
99	1'58.850	9.170	24	1'59.064	10.588			
82	1'58.161	9.209	82	1'59.490	10.599			
19	1'59.282	9.594	48	1'59.234	10.623			
6	1'58.371	10.382	10	1'59.407	10.705			
16	1'59.760	15.501	27	1'58.760	10.761			
55	1'58.619	21.630	72	1'59.098	10.920			
64	2'00.836	26.717	6	1'58.916	10.993			
38	1'59.637	28.031	54	1'59.273	11.050			
58	1'59.896	28.457	95	1'58.671	11.105			
70	2'00.003	28.520	99	1'58.894	11.117			
22	2'00.127	31.449	19	1'58.535	11.333			
Lap 13			18	2'00.371	11.415			
53	1'57.433		16	1'59.130	18.354			
96	1'57.742	0.325	55	1'58.795	22.214			
71	1'57.992	0.380	38	2'00.865	34.375			
5	1'57.988	0.530	64	2'00.967	34.584			
80	1'57.897	0.631	70	2'00.900	34.610			
95	1'58.663	9.836	58	2'01.075	34.697			
24	1'58.948	9.916	22	2'00.160	36.341			
10	1'59.039	9.994	Lap 16					
48	1'58.973	10.045	71	1'58.477				
54	1'59.156	10.191	5	1'58.420	0.194			
82	1'58.645	10.242	53	1'58.548	0.276			
18	1'59.481	10.372	96	1'58.670	0.356			
27	1'59.060	10.436	80	1'58.581	0.421			
72	1'59.175	10.514	54	2'00.008	12.581			
99	1'59.033	10.591	27	2'00.883	13.167			
19	1'58.785	10.767	72	2'00.848	13.291			
6	1'58.077	10.847	82	2'01.212	13.334			
16	1'59.797	17.686	24	2'01.288	13.399			
55	1'58.467	22.485	48	2'01.268	13.414			
64	2'00.984	30.089	95	2'00.814	13.442			
38	2'00.083	30.502	19	2'00.623	13.479			
58	1'59.851	30.696	6	2'00.965	13.481			
70	2'00.058	30.966	18	2'00.556	13.494			
22	1'59.925	33.762	10	2'01.295	13.523			
Lap 14			99	2'00.883	13.523			
71	1'58.383		16	1'59.659	19.536			
96	1'58.529	0.091	55	1'58.810	22.547			
80	1'58.272	0.140	38	2'00.786	36.684			
53	1'58.916	0.153	58	2'00.747	36.967			
5	1'58.425	0.192	64	2'00.881	36.988			
18	1'58.013	9.622	70	2'00.960	37.093			
82	1'58.208	9.687	22	2'00.034	37.898			
10	1'58.645	9.876	Lap 17					
48	1'58.685	9.967	96	1'57.794				
24	1'58.949	10.102	53	1'57.925	0.051			
54	1'58.927	10.355	71	1'58.206	0.056			
72	1'58.649	10.400	80	1'57.901	0.172			
27	1'58.906	10.579	5	1'58.443	0.487			

Lapped rider

These data/results cannot be reproduced, stored and/or transmitted in whole or in part by any manner of electronic, mechanical, photocopying, recording, broadcasting or otherwise now known or herein after developed without the previous express consent by the copyright owner, except for reproduction in daily press and regular printed publications on sale to the public within 60 days of the event related to those data/results and always provided that copyright symbol appears together as follows below.

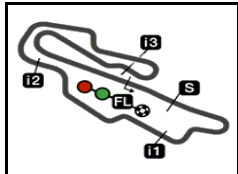
© DORNA, 2023

Official MotoGP Timing by TISSOT
www.motogp.com

Mugello, Sunday, June 11, 2023

Page 2 of 2





GRAN PREMIO D'ITALIA OAKLEY

Moto3™

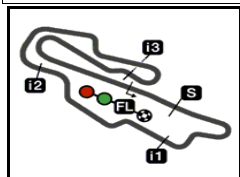
36

2023 Rookie of the Year Classification

Rider	Nation	Points	Leader	Previous	POR	ARG	AME	SPA	FRA	ITA	GER	NED	GBR	AUT	CAT	RSM	IND	JPN	INA	AUS	THA	MAL	QAT	VAL
1 ALONSO David	COL	51			-	2	8	20	8	13														
2 RUEDA José Antonio	SPA	39	12	12	13	-	6	11	7	2														
3 SALVADOR David	SPA	20	31	19	3	6	9	-	2	-														
4 VEIJER Collin	NED	18	33	2	4	-	3	-	1	10														
5 AZMAN Syarifuddin	MAL	5	46	13	-	5	-	-	-	-														
6 FARIOLI Filippo	ITA	2	49	3	-	-	-	2	-	-														

These data/results cannot be reproduced, stored and/or transmitted in whole or in part by any manner of electronic, mechanical, photocopying, recording, broadcasting or otherwise now known or herein after developed without the previous express consent by the copyright owner, except for reproduction in daily press and regular printed publications on sale to the public within 60 days of the event related to those data/results and always provided that copyright symbol appears together as follows below.
© DORNA, 2023





5245 m.

2023 Riders Performance

(Qualifying Position - Starting Position - Race Position)

37

Rider	Points	POR	ARG	AME	SPA	FRA	ITA	GER	NED	GBR	AUT	CAT	RSM	IND	JPN	INA	AUS	THA	MAL	QAT	VAL		
1 HOLGADO Daniel	109	4	10	5	7	3	5																
		4-1	10-4	5-5	6-6	3-1	3-1	-	-	-	-	-	-	-	-	-	-	-	-	-	-	-	-
2 MASIA Jaume	74	9	5	1	5	7	11																
		9-5	5-NC	1-2	4-3	7-3	6-5	-	-	-	-	-	-	-	-	-	-	-	-	-	-	-	-
3 ORTOLÁ Ivan	68	5	4	3	2	6	10																
		5-NC	4-19	3-1	2-1	6-4	25-11	-	-	-	-	-	-	-	-	-	-	-	-	-	-	-	-
4 MOREIRA Diogo	64	16	3	4	14	2	4																
		16-3	3-2	4-4	13-10	2-NC	22-7	-	-	-	-	-	-	-	-	-	-	-	-	-	-	-	-
5 SASAKI Ayumu	59	1	1	2	8	1	3																
		1-6	1-NC	2-NC	7-4	1-2	2-3	-	-	-	-	-	-	-	-	-	-	-	-	-	-	-	-
6 ÖNCÜ Deniz	53	8	2	14	1	4	1																
		28-10	2-24	14-6	1-9	4-6	1-2	-	-	-	-	-	-	-	-	-	-	-	-	-	-	-	-
7 ALONSO David	51	6	7	22	17	25	16																
		6-NC	7-14	22-8	16-2	25-8	10-4	-	-	-	-	-	-	-	-	-	-	-	-	-	-	-	-
8 ARTIGAS Xavier	50	7	15	9	9	8	8																
		7-8	15-8	9-3	8-7	8-7	24-NC	-	-	-	-	-	-	-	-	-	-	-	-	-	-	-	-
9 RUEDA José Antonio	39	2	13	11	10	11	19																
		2-4	13-23	11-10	9-5	11-9	13-14	-	-	-	-	-	-	-	-	-	-	-	-	-	-	-	-
10 SUZUKI Tatsuki	38	15	6	10	16	24	17																
		15-14	6-1	10-NC	15-8	24-13	11-NC	-	-	-	-	-	-	-	-	-	-	-	-	-	-	-	-
11 NEPA Stefano	33	10	14	6	22	13	7																
		10-7	14-6	6-NC	21-15	13-10	23-9	-	-	-	-	-	-	-	-	-	-	-	-	-	-	-	-
12 TOBA Kaito	29	11	11	15	13	23	18																
		11-11	11-7	15-11	12-NC	23-12	12-10	-	-	-	-	-	-	-	-	-	-	-	-	-	-	-	-
13 YAMANAKA Ryusei	26	17	18	7	6	14	21																
		17-16	18-9	7-9	5-25	14-5	14-15	-	-	-	-	-	-	-	-	-	-	-	-	-	-	-	-

NC=Not classified NL=Not finished first lap NP=Not started race re-start N2=Not finished first lap race re-start EX=Excluded NS=Not Started DS=Disqualified

These data/results cannot be reproduced, stored and/or transmitted in whole or in part by any manner of electronic, mechanical, photocopying, recording, broadcasting or otherwise now known or herein after developed without the previous express consent by the copyright owner, except for reproduction in daily press and regular printed publications on sale to the public within 60 days of the event related to those data/results and always provided that copyright symbol appears together as follows below.
© DORNA, 2023

Official MotoGP Timing by **TISSOT**
www.motogp.com



Rider	Points	POR	ARG	AME	SPA	FRA	ITA	GER	NED	GBR	AUT	CAT	RSM	IND	JPN	INA	AUS	THA	MAL	QAT	VAL	
14 MUÑOZ David	20	13	16	16	3																	
		13-2	16-16	16-NC	-NS	-	-	-	-	-	-	-	-	-	-	-	-	-	-	-	-	-
15 OGDEN Scott	20	20	8	23	11	21	15															
		20-NC	8-5	23-14	10-12	20-NC	9-13	-	-	-	-	-	-	-	-	-	-	-	-	-	-	-
16 SALVADOR David	20	18	22	12	19	12	20															
		18-13	22-10	12-7	18-NC	12-14	27-18	-	-	-	-	-	-	-	-	-	-	-	-	-	-	-
17 VEIJER Collin	18	14	17	21	20	20	23															
		14-12	17-22	21-13	19-23	19-15	16-6	-	-	-	-	-	-	-	-	-	-	-	-	-	-	-
18 MIGNO Andrea	16		9	24	15	5	12															
		-	9-3	24-19	14-17	5-NC	7-16	-	-	-	-	-	-	-	-	-	-	-	-	-	-	-
19 KELSO Joel	12	3			12	15	2															
		3-9	-	-	11-18	16-11	21-NC	-	-	-	-	-	-	-	-	-	-	-	-	-	-	-
20 BERTELLE Matteo	11	19	12	8	18	22	6															
		19-17	12-12	8-NC	17-13	21-17	4-12	-	-	-	-	-	-	-	-	-	-	-	-	-	-	-
21 ROSSI Riccardo	10	12	19	17	21	18	9															
		12-15	19-NC	17-15	20-NC	22-16	5-8	-	-	-	-	-	-	-	-	-	-	-	-	-	-	-
22 FENATI Romano	8	25	24	13	4	9	22															
		25-19	24-13	13-16	3-11	9-19	29-17	-	-	-	-	-	-	-	-	-	-	-	-	-	-	-
23 AZMAN Syarifuddin	5	23	20	18	25	10																
		23-22	20-11	18-NC	28-21	10-NC	-	-	-	-	-	-	-	-	-	-	-	-	-	-	-	-
24 AJI Mario	4	22	23	25	28	17	26															
		22-18	23-NC	25-12	26-19	18-21	18-20	-	-	-	-	-	-	-	-	-	-	-	-	-	-	-
25 FARIOLI Filippo	2	21	21	20	23	16	24															
		21-NC	21-20	20-18	22-14	17-18	17-NC	-	-	-	-	-	-	-	-	-	-	-	-	-	-	-
26 WHATLEY Joshua	1	24	28	27	27	26	27															
		24-21	28-15	-NS	25-24	26-22	19-21	-	-	-	-	-	-	-	-	-	-	-	-	-	-	-
27 FURUSATO Taiyo	0	26	26	19	24	19	13															
		26-20	26-18	19-20	23-16	15-NC	8-NC	-	-	-	-	-	-	-	-	-	-	-	-	-	-	-
28 ALMANSA David	0		25	28	29																	
		-	25-17	28-17	27-20	-	-	-	-	-	-	-	-	-	-	-	-	-	-	-	-	-
29 LUNETTA Luca	0						25															
		-	-	-	-	-	-	28-19	-	-	-	-	-	-	-	-	-	-	-	-	-	-

NC=Not classified NL=Not finished first lap NP=Not started race re-start N2=Not finished first lap race re-start EX=Excluded NS=Not Started DS=Disqualified

These data/results cannot be reproduced, stored and/or transmitted in whole or in part by any manner of electronic, mechanical, photocopying, recording, broadcasting or otherwise now known or herein after developed without the previous express consent by the copyright owner, except for reproduction in daily press and regular printed publications on sale to the public within 60 days of the event related to those data/results and always provided that copyright symbol appears together as follows below.
© DORNA, 2023

Official MotoGP Timing byTISSOT
www.motogp.com



	Rider	Points	POR	ARG	AME	SPA	FRA	ITA	GER	NED	GBR	AUT	CAT	RSM	IND	JPN	INA	AUS	THA	MAL	QAT	VAL	
30	CARRASCO Ana	0	27	27	26	26	27	28															
			27-23	27-21	26-21	24-22	27-20	20-22	-	-	-	-	-	-	-	-	-	-	-	-	-	-	-
31	PEREZ Vicente	0						14															
			-	-	-	-	-	26-NC	-	-	-	-	-	-	-	-	-	-	-	-	-	-	-

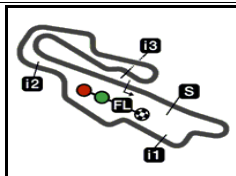
NC=Not classified NL=Not finished first lap NP=Not started race re-start N2=Not finished first lap race re-start EX=Excluded NS=Not Started DS=Disqualified

These data/results cannot be reproduced, stored and/or transmitted in whole or in part by any manner of electronic, mechanical, photocopying, recording, broadcasting or otherwise now known or herein after developed without the previous express consent by the copyright owner, except for reproduction in daily press and regular printed publications on sale to the public within 60 days of the event related to those data/results and always provided that copyright symbol appears together as follows below.
© DORNA, 2023

Official MotoGP Timing by **TISSOT**
www.motogp.com

Mugello, Sunday, June 11, 2023





5245 m.

GRAN PREMIO D'ITALIA OAKLEY
Official Starting Grid

Race : 17 laps = 89.165 km

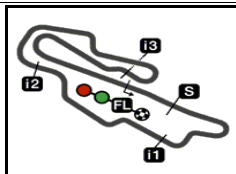


1	3 1'56.800 96 Daniel HOLGADO KTM	2 1'56.611 71 Ayumu SASAKI Husqvarna	1 1'56.020 53 Deniz ÖNCÜ KTM
2	6 1'57.097 5 Jaume MASIA Honda	5 1'57.003 54 Riccardo ROSSI Honda	4 1'56.864 18 Matteo BERTELLE Honda
3	9 1'57.474 19 Scott OGDEN Honda	8 1'57.358 72 Taiyo FURUSATO Honda	7 1'57.343 16 Andrea MIGNO KTM
4	12 1'58.606 27 Kaito TOBA Honda	11 1'57.863 24 Tatsuki SUZUKI Honda	10 1'57.518 80 David ALONSO GASGAS
5	15 1'57.854 55 Romano FENATI Honda	14 1'57.665 6 Ryusei YAMANAKA GASGAS	13 1'57.494 99 José Antonio RUEDA KTM
6	18 1'58.661 64 Mario AJI Honda	17 1'57.931 7 Filippo FARIOLI KTM	16 1'57.861 95 Collin VEIJER Husqvarna
7	21 1'56.558 66 Joel KELSO CFMOTO	20 1'59.593 22 Ana CARRASCO KTM	19 1'58.938 70 Joshua WHATLEY Honda
8	24 1'56.986 43 Xavier ARTIGAS CFMOTO	23 1'56.885 82 Stefano NEPA KTM	22 1'56.721 10 Diogo MOREIRA KTM

The results are provisional until the end of the limit for protest and appeals and until the ratification of the Event Management Committee.
Time limit for protest expires 60' at the latest after publication of the results - Time:

These data/results cannot be reproduced, stored and/or transmitted in whole or in part by any manner of electronic, mechanical, photocopying, recording, broadcasting or otherwise now known or herein after developed without the previous express consent by the copyright owner, except for reproduction in daily press and regular printed publications on sale to the public within 60 days of the event related to those data/results and always provided that copyright symbol appears together as follows below.
© DORNA, 2023





GRAN PREMIO D'ITALIA OAKLEY Official Starting Grid

5245 m.

Race : 17 laps = 89.165 km

9

27
1'57.628
38 David SALVADOR
KTM

26
1'57.402
21 Vicente PEREZ
KTM

25
1'57.095
48 Ivan ORTOLÁ
KTM

10

28
1'58.427
58 Luca LUNETTA
KTM

The results are provisional until the end of the limit for protest and appeals and until the ratification of the Event Management Committee.

Time limit for protest expires 60' at the latest after publication of the results - Time:

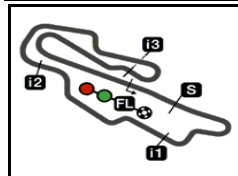
These data/results cannot be reproduced, stored and/or transmitted in whole or in part by any manner of electronic, mechanical, photocopying, recording, broadcasting or otherwise now known or herein after developed without the previous express consent by the copyright owner, except for reproduction in daily press and regular printed publications on sale to the public within 60 days of the event related to those data/results and always provided that copyright symbol appears together as follows below.

© DORNA, 2023

Official MotoGP Timing by **TISSOT**
www.motogp.com

Mugello, Sunday, June 11, 2023





5245 m.

GRAN PREMIO D'ITALIA OAKLEY

Race

Top Speed & Average



Rider	Nation	Motorcycle	Top 5 speeds					Average	Top
95 Collin VEIJER	NED	HUSQVARNA	247.1	246.0	242.6	242.1	241.6	243.9	247.1
27 Kaito TOBA	JPN	HONDA	245.4	244.3	244.3	242.6	242.1	243.7	245.4
48 Ivan ORTOLÁ	SPA	KTM	245.4	240.5	238.4	237.8	237.8	240.0	245.4
72 Taiyo FURUSATO	JPN	HONDA	245.4	239.4	239.4	237.8	237.3	239.1	245.4
19 Scott OGDEN	GBR	HONDA	244.8	242.1	241.6	240.5	240.0	241.8	244.8
99 José Antonio RUEDA	SPA	KTM	244.3	244.3	242.6	242.1	242.1	243.1	244.3
6 Ryusei YAMANAKA	JPN	GASGAS	243.7	241.6	241.0	240.5	240.0	241.4	243.7
18 Matteo BERTELLE	ITA	HONDA	243.7	242.6	240.0	240.0	238.4	240.9	243.7
54 Riccardo ROSSI	ITA	HONDA	243.7	241.0	240.0	239.4	238.4	240.5	243.7
5 Jaume MASIA	SPA	HONDA	242.6	238.9	238.4	238.4	237.3	238.8	242.6
21 Vicente PEREZ	SPA	KTM	242.6	240.0	240.0	238.9	236.3	239.6	242.6
38 David SALVADOR	SPA	KTM	242.6	238.4	235.8	235.2	232.7	236.9	242.6
24 Tatsuki SUZUKI	JPN	HONDA	242.1	241.6	238.4	237.8	236.3	239.2	242.1
82 Stefano NEPA	ITA	KTM	242.1	241.6	241.6	239.4	239.4	240.8	242.1
96 Daniel HOLGADO	SPA	KTM	242.1	240.0	239.4	238.9	238.9	239.7	242.1
66 Joel KELSO	AUS	CFMOTO	241.6	241.0	240.5	240.0	236.8	240.0	241.6
10 Diogo MOREIRA	BRA	KTM	241.0	240.5	240.0	238.9	238.4	239.8	241.0
80 David ALONSO	COL	GASGAS	240.5	240.5	239.4	238.9	238.9	239.5	240.5
53 Deniz ÖNCÜ	TUR	KTM	238.9	238.4	236.8	236.3	236.3	237.3	238.9
58 Luca LUNETTA	ITA	KTM	238.9	236.8	232.2	231.2	231.2	234.1	238.9
71 Ayumu SASAKI	JPN	HUSQVARNA	237.8	236.3	235.8	232.7	232.7	234.7	237.8
16 Andrea MIGNO	ITA	KTM	237.3	237.3	236.3	234.7	232.2	235.6	237.3
43 Xavier ARTIGAS	SPA	CFMOTO	237.3	191.1				214.2	237.3
7 Filippo FARIOLI	ITA	KTM	235.2	189.1				212.2	235.2
70 Joshua WHATLEY	GBR	HONDA	234.7	234.2	234.2	231.7	231.2	233.2	234.7
64 Mario AJI	INA	HONDA	233.2	232.7	232.2	232.2	226.8	231.4	233.2
22 Ana CARRASCO	SPA	KTM	231.7	231.7	230.7	230.7	230.2	230.9	231.7
55 Romano FENATI	ITA	HONDA	230.2	229.2	228.3	226.8	225.4	228.0	230.2

These data/results cannot be reproduced, stored and/or transmitted in whole or in part by any manner of electronic, mechanical, photocopying, recording, broadcasting or otherwise now known or herein after developed without the previous express consent by the copyright owner, except for reproduction in daily press and regular printed publications on sale to the public within 60 days of the event related to those data/results and always provided that copyright symbol appears together as follows below.

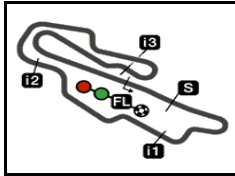
© DORNA, 2023

Official MotoGP Timing by TISSOT
www.motogp.com






Mugello, Sunday, June 11, 2023



5245 m.

GRAN PREMIO D'ITALIA OAKLEY**Race****Fastest Laps Sequence**

<i>Lap</i>	<i>Race Time</i>	 <i>Rider</i>	<i>Nation</i>	<i>Motorcycle</i>	<i>Time</i>	<i>Km/h</i>	<i>Riders's Lap</i>
2	4'01.154	71 Ayumu SASAKI	JPN	HUSQVARNA	1'57.217	161.0	2
2	4'01.179	5 Jaume MASIA	SPA	HONDA	1'56.809	161.6	2
3	5'59.458	54 Riccardo ROSSI	ITA	HONDA	1'56.777	161.6	3
4	7'55.183	71 Ayumu SASAKI	JPN	HUSQVARNA	1'56.298	162.3	4

These data/results cannot be reproduced, stored and/or transmitted in whole or in part by any manner of electronic, mechanical, photocopying, recording, broadcasting or otherwise now known or herein after developed without the previous express consent by the copyright owner, except for reproduction in daily press and regular printed publications on sale to the public within 60 days of the event related to those data/results and always provided that copyright symbol appears together as follows below.

© DORNA, 2023

Official MotoGP Timing by TISSOT
www.motogp.com

Mugello, Sunday, June 11, 2023

