


5245 m.

GRAN PREMIO D'ITALIA OAKLEY

Practice Nr. 2

Classification

6

	Rider	Nation	Team	Motorcycle	Time	Lap Total	Gap	Top Speed
1	1 Francesco BAGNAIA	ITA	Ducati Lenovo Team	DUCATI	1'45.436	21 22		354.0
2	72 Marco BEZZECCHI	ITA	Mooney VR46 Racing Team	DUCATI	1'45.499	24 25	0.063 0.063	354.0
3	42 Alex RINS	SPA	LCR Honda CASTROL	HONDA	1'45.517	22 23	0.081 0.018	354.0
4	33 Brad BINDER	RSA	Red Bull KTM Factory Racing	KTM	1'45.554	24 24	0.118 0.037	358.8
5	89 Jorge MARTIN	SPA	Prima Pramac Racing	DUCATI	1'45.570	25 26	0.134 0.016	360.0
6	23 Enea BASTIANINI	ITA	Ducati Lenovo Team	DUCATI	1'45.635	19 20	0.199 0.065	358.8
7	5 Johann ZARCO	FRA	Prima Pramac Racing	DUCATI	1'45.662	20 21	0.226 0.027	356.4
8	93 Marc MARQUEZ	SPA	Repsol Honda Team	HONDA	1'45.691	20 21	0.255 0.029	352.9
9	41 Alex ESPARGARO	SPA	Aprilia Racing	APRILIA	1'45.784	21 21	0.348 0.093	355.2
10	10 Luca MARINI	ITA	Mooney VR46 Racing Team	DUCATI	1'45.835	22 23	0.399 0.051	354.0
11	12 Maverick VIÑALES	SPA	Aprilia Racing	APRILIA	1'45.846	24 26	0.410 0.011	354.0
12	25 Raul FERNANDEZ	SPA	CryptoDATA RNF MotoGP Team	APRILIA	1'45.852	19 21	0.416 0.006	355.2
13	73 Alex MARQUEZ	SPA	Gresini Racing MotoGP	DUCATI	1'45.928	24 25	0.492 0.076	358.8
14	43 Jack MILLER	AUS	Red Bull KTM Factory Racing	KTM	1'46.162	17 20	0.726 0.234	357.6
15	21 Franco MORBIDELLI	ITA	Monster Energy Yamaha MotoGP	YAMAHA	1'46.238	22 22	0.802 0.076	350.6
16	20 Fabio QUARTARARO	FRA	Monster Energy Yamaha MotoGP	YAMAHA	1'46.304	20 24	0.868 0.066	354.0
17	49 Fabio DI GIANNANTONIO	ITA	Gresini Racing MotoGP	DUCATI	1'46.547	15 18	1.111 0.243	351.7
18	88 Miguel OLIVEIRA	POR	CryptoDATA RNF MotoGP Team	APRILIA	1'46.565	21 23	1.129 0.018	356.4
19	51 Michele PIRRO	ITA	Aruba.it Racing	DUCATI	1'46.828	19 20	1.392 0.263	357.6
20	37 Augusto FERNANDEZ	SPA	GASGAS Factory Racing Tech3	KTM	1'47.014	24 25	1.578 0.186	352.9
21	30 Takaaki NAKAGAMI	JPN	LCR Honda IDEMITSU	HONDA	1'47.074	20 24	1.638 0.060	352.9
22	32 Lorenzo SAVADORI	ITA	Aprilia Racing	APRILIA	1'47.833	3 19	2.397 0.759	352.9
23	36 Joan MIR	SPA	Repsol Honda Team	HONDA	1'48.843	6 12	3.407 1.010	352.9
24	94 Jonas FOLGER	GER	GASGAS Factory Racing Tech3	KTM	1'49.160	6 21	3.724 0.317	349.5

Practice condition: Dry

Air: 28°

Humidity: 48%

Ground: 43°

Fastest Lap:	Lap: 21	Francesco BAGNAIA	1'45.436	179 Km/h
Best Race Lap:	2022	Francesco BAGNAIA	1'46.588	177.1 Km/h
All Time Lap Record:	2021	Fabio QUARTARARO	1'45.187	179.5 Km/h

The results are provisional until the end of the limit for protest and appeals.

Time limit for protest expires 30' after publication of the results - Time:

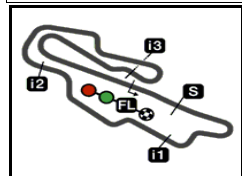
These data/results cannot be reproduced, stored and/or transmitted in whole or in part by any manner of electronic, mechanical, photocopying, recording, broadcasting or otherwise now known or herein after developed without the previous express consent by the copyright owner, except for reproduction in daily press and regular printed publications on sale to the public within 60 days of the event related to those data/results and always provided that copyright symbol appears together as follows below.

© DORNA, 2023

Official MotoGP Timing by TISSOT
www.motogp.com

Mugello, Friday, June 09, 2023






5245 m.

GRAN PREMIO D'ITALIA OAKLEY

Practice Nr. 2

Combined Practice Times

7

		Rider	Nation	Team	MOTORCYCLE	P1	P2	Gap
1	1	F.BAGNAIA	ITA	Ducati Lenovo Team	DUCATI	1'46.839	12 1'45.436	21
2	72	M.BEZZECCHI	ITA	Mooney VR46 Racing Team	DUCATI	1'46.301	18 1'45.499	24 0.063 0.063
3	42	A.RINS	SPA	LCR Honda CASTROL	HONDA	1'46.506	17 1'45.517	22 0.081 0.018
4	33	B.BINDER	RSA	Red Bull KTM Factory Racing	KTM	1'46.225	18 1'45.554	24 0.118 0.037
5	89	J.MARTIN	SPA	Prima Pramac Racing	DUCATI	1'46.361	17 1'45.570	25 0.134 0.016
6	23	E.BASTIANINI	ITA	Ducati Lenovo Team	DUCATI	1'46.801	16 1'45.635	19 0.199 0.065
7	5	J.ZARCO	FRA	Prima Pramac Racing	DUCATI	1'46.335	16 1'45.662	20 0.226 0.027
8	93	M.MARQUEZ	SPA	Repsol Honda Team	HONDA	1'46.409	16 1'45.691	20 0.255 0.029
9	41	A.ESPARGARO	SPA	Aprilia Racing	APRILIA	1'48.102	6 1'45.784	21 0.348 0.093
10	10	L.MARINI	ITA	Mooney VR46 Racing Team	DUCATI	1'46.934	16 1'45.835	22 0.399 0.051
11	12	M.VIÑALES	SPA	Aprilia Racing	APRILIA	1'46.404	16 1'45.846	24 0.410 0.011
12	25	R.FERNANDEZ	SPA	CryptoDATA RNF MotoGP Team	APRILIA	1'46.428	15 1'45.852	19 0.416 0.006
13	73	A.MARQUEZ	SPA	Gresini Racing MotoGP	DUCATI	1'46.121	17 1'45.928	24 0.492 0.076
14	43	J.MILLER	AUS	Red Bull KTM Factory Racing	KTM	1'46.564	16 1'46.162	17 0.726 0.234
15	20	F.QUARTARARO	FRA	Monster Energy Yamaha MotoGP	YAMAHA	1'46.208	16 1'46.304	20 0.772 0.046
16	21	F.MORBIDELLI	ITA	Monster Energy Yamaha MotoGP	YAMAHA	1'46.400	16 1'46.238	22 0.802 0.030
17	51	M.PIRRO	ITA	Aruba.it Racing	DUCATI	1'46.488	15 1'46.828	19 1.052 0.250
18	30	T.NAKAGAMI	JPN	LCR Honda IDEMITSU	HONDA	1'46.506	18 1'47.074	20 1.070 0.018
19	49	F.DI GIANNANTO	ITA	Gresini Racing MotoGP	DUCATI	1'46.889	17 1'46.547	15 1.111 0.041
20	88	M.OLIVEIRA	POR	CryptoDATA RNF MotoGP Team	APRILIA	1'47.853	6 1'46.565	21 1.129 0.018
21	37	A.FERNANDEZ	SPA	GASGAS Factory Racing Tech3	KTM	1'47.442	19 1'47.014	24 1.578 0.449
22	36	J.MIR	SPA	Repsol Honda Team	HONDA	1'47.614	15 1'48.843	6 2.178 0.600
23	32	L.SAVADORI	ITA	Aprilia Racing	APRILIA	1'48.165	17 1'47.833	3 2.397 0.219
24	94	J.FOLGER	GER	GASGAS Factory Racing Tech3	KTM	1'48.482	18 1'49.160	6 3.046 0.649

Pole Position Record:	2021	Fabio QUARTARARO	1'45.187	179.5 Km/h
Best Race Lap:	2022	Francesco BAGNAIA	1'46.588	177.1 Km/h
All Time Lap Record:	2021	Fabio QUARTARARO	1'45.187	179.5 Km/h

The results are provisional until the end of the limit for protest and appeals.

Time limit for protest expires 60' after publication of the results - Time:

These data/results cannot be reproduced, stored and/or transmitted in whole or in part by any manner of electronic, mechanical, photocopying, recording, broadcasting or otherwise now known or herein after developed without the previous express consent by the copyright owner, except for reproduction in daily press and regular printed publications on sale to the public within 60 days of the event related to those data/results and always provided that copyright symbol appears together as follows below.

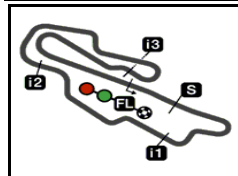
© DORNA, 2023

Official MotoGP Timing by TISSOT

www.motogp.com

Mugello, Friday, June 09, 2023





5245 m.

GRAN PREMIO D'ITALIA OAKLEY

Practice Nr. 2

Top Speed & Average

8



Rider	Nation	Motorcycle	Top 5 speeds					Average	Top
89 Jorge MARTIN	SPA	DUCATI	360.0	358.8	352.9	352.9	351.7	354.2	360.0
23 Enea BASTIANINI	ITA	DUCATI	358.8	357.6	354.0	354.0	354.0	355.4	358.8
33 Brad BINDER	RSA	KTM	358.8	358.8	357.6	357.6	355.2	356.3	358.8
73 Alex MARQUEZ	SPA	DUCATI	358.8	356.4	356.4	355.2	355.2	356.4	358.8
43 Jack MILLER	AUS	KTM	357.6	356.4	356.4	356.4	355.2	356.4	357.6
51 Michele PIRRO	ITA	DUCATI	357.6	354.0	352.9	351.7	351.7	353.6	357.6
5 Johann ZARCO	FRA	DUCATI	356.4	354.0	354.0	350.6	350.6	352.7	356.4
88 Miguel OLIVEIRA	POR	APRILIA	356.4	355.2	355.2	355.2	354.0	355.2	356.4
25 Raul FERNANDEZ	SPA	APRILIA	355.2	354.0	352.9	352.9	351.7	353.1	355.2
41 Aleix ESPARGARO	SPA	APRILIA	355.2	354.0	352.9	351.7	350.6	352.5	355.2
1 Francesco BAGNAIA	ITA	DUCATI	354.0	354.0	352.9	352.9	352.9	353.3	354.0
10 Luca MARINI	ITA	DUCATI	354.0	354.0	351.7	350.6	350.6	352.2	354.0
12 Maverick VIÑALES	SPA	APRILIA	354.0	351.7	351.7	351.7	350.6	351.3	354.0
20 Fabio QUARTARARO	FRA	YAMAHA	354.0	351.7	349.5	348.3	348.3	349.6	354.0
42 Alex RINS	SPA	HONDA	354.0	350.6	349.5	349.5	348.3	350.4	354.0
72 Marco BEZZECCHI	ITA	DUCATI	354.0	354.0	352.9	352.9	352.9	353.2	354.0
30 Takaaki NAKAGAMI	JPN	HONDA	352.9	350.6	350.6	350.6	349.5	350.5	352.9
32 Lorenzo SAVADORI	ITA	APRILIA	352.9	351.7	349.5	348.3	348.3	350.1	352.9
36 Joan MIR	SPA	HONDA	352.9	352.9	350.6	350.6	350.6	351.4	352.9
37 Augusto FERNANDEZ	SPA	KTM	352.9	351.7	349.5	349.5	349.5	350.6	352.9
93 Marc MARQUEZ	SPA	HONDA	352.9	352.9	352.9	352.9	352.9	352.9	352.9
49 Fabio DI GIANNANTONIO	ITA	DUCATI	350.6	348.3	348.3	348.3	347.2	348.0	351.7
21 Franco MORBIDELLI	ITA	YAMAHA	350.6	349.5	349.5	348.3	348.3	349.0	350.6
94 Jonas FOLGER	GER	KTM	349.5	347.2	346.1	346.1	346.1	347.0	349.5

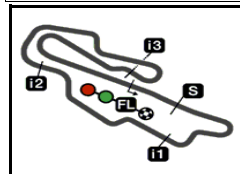
These data/results cannot be reproduced, stored and/or transmitted in whole or in part by any manner of electronic, mechanical, photocopying, recording, broadcasting or otherwise now known or herein after developed without the previous express consent by the copyright owner, except for reproduction in daily press and regular printed publications on sale to the public within 60 days of the event related to those data/results and always provided that copyright symbol appears together as follows below.

© DORNA, 2023

Official MotoGP Timing by TISSOT
www.motogp.com



Mugello, Friday, June 09, 2023



5245 m.

GRAN PREMIO D'ITALIA OAKLEY

Practice Nr. 2

Chronological Analysis of Performances

9

* Lap / Sector time cancelled

T1 Time from finish line to 1st intermedate

T3 Time from 2nd intermed. to 3rd intermed.

P Crossing the finish line in pit lane

T2 Time from 1st intermed. to 2nd intermed.

T4 Time from 3rd intermedate to finish line

**Tyre data subject to further updates

Lap	Lap Time	T1	T2	T3	T4	Speed	Lap	Lap Time	T1	T2	T3	T4	Speed	
1st	1	Francesco BAGNAIA DUCATI ITA Ducati Lenovo Team						5	1'47.417	25.165	22.866	35.282	24.104	350.6
		Runs=5 Total laps=22 Full laps=13 Valid laps=12						6	1'50.313	26.689	23.034	36.467	24.123	349.5
		Front Tyre Slick-Hard		Rear Tyre Slick-Medium			7	1'47.065	25.035	22.668	35.303	24.059	352.9	
		New Tyre		New Tyre			8	1'46.925	25.039	22.674	35.203	24.009	352.9	
Run #	1						9	55.141 P	26.926				348.3	
1	2'48.500	31.655	24.389	36.439	25.041	206.1	Run #	2	Front Tyre Slick-Hard		Rear Tyre Slick-Medium			
2	1'48.809	25.498	23.193	35.588	24.530	352.9			New Tyre		New Tyre			
3	1'47.815	25.204	22.838	35.443	24.330	354.0	10	1'59.952	32.850	25.571	36.996	24.535	214.2	
4	1'47.170	25.148	22.747	35.127	24.148	351.7	11	1'47.682	25.202	22.849	35.356	24.275	352.9	
5	1'46.911	25.087	22.614	35.099	24.111	350.6	12	1'47.172	25.090	22.721	35.086	24.275	352.9	
6	2'06.405	39.078	26.454	36.406	24.467	352.9	13	1'46.836	25.045	22.622	35.114	24.055	351.7	
7	53.714 P	26.722				352.9	14	1'50.291	25.057	23.063	37.785	24.386	348.3	
Run #	2	Front Tyre Slick-Hard		Rear Tyre Slick-Medium			15	1'46.899	25.024	22.615	35.109	24.151	348.3	
		7 Laps at start		7 Laps at start			16	1'46.798	24.952	22.527	35.105	24.214	348.3	
8	1'55.755	31.792	23.768	35.688	24.507	210.5	17	1'46.883	24.980	22.604	35.092	24.207	348.3	
9	1'47.368	25.153	22.774	35.139	24.302	349.5	18	56.747 P	27.258				347.2	
10	1'46.848	24.962	22.580	35.191	24.115	351.7	Run #	3	Front Tyre Slick-Hard		Rear Tyre Slick-Soft			
11	55.721 P	27.971				354.0			New Tyre		New Tyre			
Run #	3	Front Tyre Slick-Hard		Rear Tyre Slick-Medium			19	1'56.233	32.283	23.732	35.703	24.515	214.2	
		11 Laps at start		11 Laps at start			20	1'46.218	24.916	22.498	34.781	24.023	347.2	
12	1'56.109	31.647	24.007	35.872	24.583	210.5	21	1'45.808	24.815	22.417	34.645	23.931	347.2	
13	1'47.313	25.203	22.676	35.179	24.255	349.5	22	55.710 P	27.581				349.5	
14	1'47.684	25.079	22.617	35.428	24.560	349.5	Run #	4	Front Tyre Slick-Hard		Rear Tyre Slick-Soft			
15	1'46.639	24.984	22.581	35.026	24.048	350.6			4 Laps at start		New Tyre			
16	55.456 P	28.306				347.2	23	2'04.029	39.157	25.130	35.482	24.260	104.9	
Run #	4	Front Tyre Slick-Hard		Rear Tyre Slick-Soft			24	1'45.499	24.772	22.343	34.518	23.866	354.0	
		New Tyre		New Tyre			25	1'51.524 *	27.521*	23.173	35.494	25.336	352.9	
17	1'55.520	31.277	24.301	35.619	24.323	208.0	3rd	42	Alex RINS HONDA SPA LCR Honda CASTROL					
18	1'46.040	24.793	22.433	34.823	23.991	351.7			Runs=4 Total laps=23 Full laps=16 Valid laps=16					
19	51.488 P	24.866				351.7	Run #	1	Front Tyre Slick-Hard		Rear Tyre Slick-Soft			
Run #	5	Front Tyre Slick-Hard		Rear Tyre Slick-Soft					New Tyre		4 Laps at start			
		3 Laps at start		New Tyre			1	2'34.027	32.214	24.693	36.382	25.028	193.5	
20	2'00.617	36.081	24.922	35.373	24.241	125.8	2	1'48.763	25.856	23.056	35.344	24.507	345.0	
21	1'45.436	24.660	22.264	34.681	23.831	350.6	3	1'47.911	25.428	22.697	35.271	24.515	346.1	
22	1'53.001 *	27.530*	23.163	35.779	26.529	350.6	4	1'47.718	25.365	22.834	35.191	24.328	346.1	
2nd	72	Marco BEZZECCHI DUCATI ITA Mooney VR46 Racing Team					5	1'51.471	25.448	25.751	35.807	24.465	346.1	
		Runs=4 Total laps=25 Full laps=18 Valid laps=17					6	1'47.328	25.321	22.712	35.092	24.203	350.6	
Run #	1	Front Tyre Slick-Medium		Rear Tyre Slick-Soft			7	1'47.583	25.331	22.648	35.202	24.402	349.5	
		3 Laps at start		3 Laps at start			8	57.020 P	28.112				342.8	
1	2'20.761	33.651	24.856	40.714	26.806	196.3	Run #	2	Front Tyre Slick-Hard		Rear Tyre Slick-Soft			
2	1'48.301	25.847	22.897	35.346	24.211	354.0			8 Laps at start		12 Laps at start			
3	1'47.395	25.337	22.796	35.139	24.123	351.7	9	1'58.989	33.349	24.459	36.272	24.909	195.2	
4	1'47.435	25.091	22.834	35.349	24.161	351.7	10	1'47.489	25.368	22.791	35.014	24.316	342.8	

Fastest Lap:	Francesco BAGNAIA	Ducati Lenovo Team	ITA	1'45.436	24.660	22.264	34.681	23.831
---------------------	-------------------	--------------------	-----	-----------------	--------	--------	--------	--------

These data/results cannot be reproduced, stored and/or transmitted in whole or in part by any manner of electronic, mechanical, photocopying, recording, broadcasting or otherwise now known or herein after developed without the previous express consent by the copyright owner, except for reproduction in daily press and regular printed publications on sale to the public within 60 days of the event related to those data/results and always provided that copyright symbol appears together as follows below.
© DORNA, 2023



Practice Nr. 2

MotoGP

Lap	Lap Time	T1	T2	T3	T4	Speed	Lap	Lap Time	T1	T2	T3	T4	Speed
9	1'47.403	25.089	22.807	35.184	24.323	351.7	2	1'48.773	25.636	23.141	35.486	24.510	352.9
10	1'47.556	25.327	22.776	35.141	24.312	352.9	3	1'47.229	25.255	22.707	35.105	24.162	352.9
11	1'47.457	25.135	22.774	35.318	24.230	351.7	4	1'47.376	25.111	22.769	35.210	24.286	352.9
12	53.913 P	26.887				354.0	5	1'51.363	26.338	25.270	35.529	24.226	350.6
<i>Run #</i>	<i>3</i>	<i>Front Tyre</i>	<i>Slick-Hard</i>	<i>Rear Tyre</i>	<i>Slick-Soft</i>		<i>6</i>	1'47.238	25.170	22.607	35.127	24.334	352.9
		<i>New Tyre</i>		<i>New Tyre</i>			<i>7</i>	1'47.363	25.191	22.643	35.230	24.299	352.9
13	1'57.038	32.889	23.739	35.766	24.644	191.8	8	57.910 P	29.151				350.6
<i>Run #</i>	<i>2</i>	<i>Front Tyre</i>	<i>Slick-Hard</i>	<i>Rear Tyre</i>	<i>Slick-Soft</i>								
			<i>11 Laps at start</i>	<i>11 Laps at start</i>									
14	1'46.981	25.054	22.628	35.028	24.271	347.2	9	1'59.997	33.552	24.726	36.926	24.793	190.1
15	1'47.849 *	24.806	22.575	34.864	25.604*	351.7	10	1'53.918	28.522	24.007	36.829	24.560	348.3
16	1'46.573	24.887	22.497	34.961	24.228	349.5	11	1'48.367	25.298	22.784	35.791	24.494	347.2
17	53.598 P	26.055				349.5	12	1'47.552	25.164	22.699	35.232	24.457	346.1
<i>Run #</i>	<i>4</i>	<i>Front Tyre</i>	<i>Slick-Hard</i>	<i>Rear Tyre</i>	<i>Slick-Soft</i>		13	1'47.458	25.108	22.719	35.309	24.322	348.3
			<i>5 Laps at start</i>	<i>New Tyre</i>			14	1'47.678	25.197	22.726	35.359	24.396	346.1
18	1'51.375	29.031	22.967	35.091	24.286	220.8	15	1'51.858	27.685	24.121	35.561	24.491	346.1
19	1'45.635	24.719	22.369	34.596	23.951	351.7	16	54.148 P	25.650				349.5
20	1'49.987 *	26.261*	23.493	35.828	24.405	352.9							

7th **5** **Johann ZARCO** DUCATI FRA
 Prima Pramac Racing
 Runs=4 Total laps=21 Full laps=14 Valid laps=13

Run #	Front Tyre	Slick-Hard	Rear Tyre	Slick-Medium	Speed	
<i>1</i>	<i>2'17.385</i>	<i>31.448</i>	<i>24.577</i>	<i>36.680</i>	<i>208.8</i>	
2	1'48.610	25.560	23.184	35.445	24.421	349.5
3	1'47.179	25.046	22.814	35.085	24.234	350.6
4	1'46.864	25.079	22.723	34.977	24.085	350.6
5	1'52.895	28.063	25.662	35.077	24.093	349.5
6	1'46.627	25.006	22.476	34.857	24.288	356.4
7	1'47.429	25.347	22.679	35.240	24.163	354.0
8	52.660 P	25.540				347.2
<i>Run #</i>	<i>2</i>	<i>Front Tyre</i>	<i>Slick-Hard</i>	<i>Rear Tyre</i>	<i>Slick-Medium</i>	
			<i>8 Laps at start</i>	<i>8 Laps at start</i>		
9	2'04.439	32.270	23.901	43.412	24.856	185.5
10	1'48.415	25.509	22.958	35.588	24.360	347.2
11	1'47.748	25.171	22.862	35.368	24.347	349.5
12	1'47.469	25.194	22.794	35.233	24.248	349.5
13	1'47.201	25.140	22.699	35.157	24.205	350.6
14	58.544 P	30.145				346.1
<i>Run #</i>	<i>3</i>	<i>Front Tyre</i>	<i>Slick-Medium</i>	<i>Rear Tyre</i>	<i>Slick-Soft</i>	
			<i>New Tyre</i>	<i>New Tyre</i>		
15	1'55.529	31.142	23.853	35.987	24.547	203.3
16	1'46.949	25.098	22.725	34.959	24.167	347.2
17	1'46.521	24.982	22.689	34.818	24.032	347.2
18	59.814 P	30.523				347.2
<i>Run #</i>	<i>4</i>	<i>Front Tyre</i>	<i>Slick-Soft</i>	<i>Rear Tyre</i>	<i>Slick-Soft</i>	
			<i>New Tyre</i>	<i>New Tyre</i>		
19	1'57.273	32.214	25.427	35.469	24.163	178.5
20	1'45.662	24.795	22.366	34.487	24.014	354.0
21	1'51.479 *	29.094*	23.328	35.033	24.024	335.4

8th **93** **Marc MARQUEZ** HONDA SPA
 Repsol Honda Team
 Runs=4 Total laps=21 Full laps=14 Valid laps=14

Run #	Front Tyre	Slick-Hard	Rear Tyre	Slick-Soft	Speed
<i>1</i>	<i>2'17.490</i>	<i>32.260</i>	<i>24.528</i>	<i>36.641</i>	<i>196.0</i>

Run #	Front Tyre	Slick-Hard	Rear Tyre	Slick-Soft	Speed	
<i>17</i>	<i>1'50.759</i>	<i>28.652</i>	<i>23.100</i>	<i>34.972</i>	<i>24.035</i>	<i>210.1</i>
<i>18</i>	<i>6'16.154</i> P	<i>25.211</i>	<i>22.503</i>	<i>34.745</i>	<i>4'53.695</i>	<i>352.9</i>
<i>Run #</i>	<i>4</i>	<i>Front Tyre</i>	<i>Slick-Soft</i>	<i>Rear Tyre</i>	<i>Slick-Soft</i>	
			<i>New Tyre</i>	<i>New Tyre</i>		
19	1'51.733	29.220	23.265	35.051	24.197	204.5
20	1'45.691	24.731	22.263	34.665	24.032	351.7
21	2'28.136	53.404	26.959	39.554	28.219	342.8

9th **41** **Aleix ESPARGARO** APRILIA SPA
 Aprilia Racing
 Runs=5 Total laps=21 Full laps=13 Valid laps=12

Run #	Front Tyre	Slick-Hard	Rear Tyre	Slick-Medium	Speed	
<i>1</i>	<i>2'34.195</i>	<i>30.192</i>	<i>24.218</i>	<i>36.212</i>	<i>24.682</i>	<i>212.5</i>
2	1'48.946	25.807	23.174	35.556	24.409	347.2
3	1'47.695	25.320	22.808	35.258	24.309	355.2
4	1'49.765	26.656	22.950	35.266	24.893	354.0
5	1'47.824	25.464	22.812	35.283	24.265	352.9
6	1'47.138	25.130	22.699	35.065	24.244	351.7
7	59.454 P	30.723				350.6
<i>Run #</i>	<i>2</i>	<i>Front Tyre</i>	<i>Slick-Hard</i>	<i>Rear Tyre</i>	<i>Slick-Medium</i>	
			<i>7 Laps at start</i>	<i>7 Laps at start</i>		
8	1'03.236 P	35.157				208.4
<i>Run #</i>	<i>3</i>	<i>Front Tyre</i>	<i>Slick-Hard</i>	<i>Rear Tyre</i>	<i>Slick-Medium</i>	
			<i>8 Laps at start</i>	<i>8 Laps at start</i>		
9	1'55.252	30.631	23.722	36.287	24.612	201.4
10	1'48.305	25.517	23.019	35.347	24.422	347.2
11	1'47.786	25.244	22.831	35.306	24.405	349.5
12	1'47.693	25.149	22.776	35.344	24.424	348.3
13	1'16.501 P	45.598				347.2
<i>Run #</i>	<i>4</i>	<i>Front Tyre</i>	<i>Slick-Hard</i>	<i>Rear Tyre</i>	<i>Slick-Soft</i>	
			<i>New Tyre</i>	<i>New Tyre</i>		
14	1'54.898	30.967	23.828	35.647	24.456	186.8
15	1'47.151	25.154	22.793	34.987	24.217	347.2
16	1'46.602	25.058	22.559	34.848	24.137	348.3
17	58.044 P	28.542				331.2

Fastest Lap: Francesco BAGNAIA Ducati Lenovo Team ITA **1'45.436** 24.660 22.264 34.681 23.831

These data/results cannot be reproduced, stored and/or transmitted in whole or in part by any manner of electronic, mechanical, photocopying, recording, broadcasting or otherwise now known or herein after developed without the previous express consent by the copyright owner, except for reproduction in daily press and regular printed publications on sale to the public within 60 days of the event related to those data/results and always provided that copyright symbol appears together as follows below.
 © DORNA, 2023



Practice Nr. 2

MotoGP

Lap	Lap Time	T1	T2	T3	T4	Speed	Lap	Lap Time	T1	T2	T3	T4	Speed	
Run # 5	Front Tyre Slick-Hard	Rear Tyre Slick-Soft					8	53.138 P	25.229			350.6		
4 Laps at start						New Tyre								
18	1'57.536	31.997	23.569	37.364	24.606	165.8	Run # 2	Front Tyre Slick-Hard	Rear Tyre Slick-Soft					
19	1'47.743	25.150	22.974	35.221	24.398	347.2	New Tyre						New Tyre	
20	1'48.924 *	25.771*	23.216	35.547	24.390	350.6	9	1'55.346	30.769	23.707	36.066	24.804	206.8	
21	1'45.784	24.816	22.351	34.575	24.042	349.5	10	1'47.446	25.178	22.705	35.175	24.388	345.0	

10th 10 **Luca MARINI** DUCATI ITA
 Mooney VR46 Racing Team
 Runs=5 Total laps=23 Full laps=14 Valid laps=12

Run #	1	Front Tyre	Slick-Medium	Rear Tyre	Slick-Soft	Speed	
		**	4 Laps at start		**	4 Laps at start	
1	2'48.021	31.446	24.781	37.002	25.162	185.2	
2	1'49.240	25.609	23.259	35.662	24.710	349.5	
3	1'48.488	25.597	22.986	35.557	24.348	350.6	
4	1'48.045	25.231	22.853	35.584	24.377	354.0	
5	56.823 P	27.774					350.6

Run #	2	Front Tyre	Slick-Hard	Rear Tyre	Slick-Medium	Speed	
		**	New Tyre		**	New Tyre	
6	1'58.970	33.007	24.500	36.516	24.947	159.0	
7	1'48.921	25.447	23.167	35.631	24.676	347.2	
8	1'47.838	25.111	22.953	35.260	24.514	348.3	
9	1'47.623	25.062	22.824	35.307	24.430	348.3	
10	1'47.666	25.061	22.873	35.231	24.501	348.3	
11	56.167 P	27.674					343.9

Run #	3	Front Tyre	Slick-Hard	Rear Tyre	Slick-Medium	Speed	
		**	6 Laps at start		**	6 Laps at start	
12	1'56.171	30.969	23.891	36.416	24.895	156.7	
13	1'48.645	25.556	22.964	35.502	24.623	347.2	
14	1'47.496	25.131	22.750	35.225	24.390	346.1	
15	1'47.666	25.198	22.836	35.166	24.466	346.1	
16	56.686 P	27.678					341.7

Run #	4	Front Tyre	Slick-Hard	Rear Tyre	Slick-Soft	Speed	
		**	New Tyre		**	New Tyre	
17	1'54.967	31.128	23.563	35.647	24.629	208.8	
18	1'47.488 *	25.058	22.690	35.114	24.626*	345.0	
19	1'46.743	24.932	22.542	34.990	24.279	346.1	
20	55.512 P	27.233					345.0

Run #	5	Front Tyre	missing data	Rear Tyre	missing data	Speed	
		**	Laps at start		**	Laps at start	
21	2'08.945	38.185	26.416	39.948	24.396	167.7	
22	1'45.835	24.672	22.474	34.555	24.134	354.0	
23	1'50.946 *	27.995*	23.149	35.087	24.715	351.7	

11th 12 **Maverick VIÑALES** APRILIA SPA
 Aprilia Racing
 Runs=5 Total laps=26 Full laps=18 Valid laps=18

Run #	1	Front Tyre	Slick-Medium	Rear Tyre	Slick-Medium	Speed
		4 Laps at start		4 Laps at start		
1	3'20.579	29.914	24.296	36.504	25.170	227.8
2	1'49.346	25.589	23.202	35.707	24.848	349.5
3	1'48.401	25.335	22.865	35.529	24.672	350.6
4	1'48.260	25.203	22.777	35.683	24.597	350.6
5	1'50.801	27.557	22.980	35.666	24.598	349.5
6	1'48.020	25.248	22.837	35.507	24.428	349.5
7	1'47.808	25.160	22.733	35.359	24.556	351.7

Run #	3	Front Tyre	Slick-Hard	Rear Tyre	Slick-Soft	Speed	
		10 Laps at start		10 Laps at start			
19	58.532 P	31.286					232.2
Run #	4	Front Tyre	Slick-Hard	Rear Tyre	Slick-Soft	Speed	
		New Tyre		New Tyre			
20	1'51.574	29.241	22.966	35.120	24.247	216.4	
21	1'46.313	24.854	22.432	34.757	24.270	351.7	
22	52.627 P	24.862					350.6

Run #	5	Front Tyre	Slick-Hard	Rear Tyre	Slick-Soft	Speed
		3 Laps at start		New Tyre		
23	1'51.593	29.079	23.243	35.084	24.187	214.7
24	1'45.846	24.732	22.284	34.696	24.134	350.6
25	1'50.958	24.697	24.018	37.766	24.477	348.3
26	1'51.160	24.866	25.169	36.552	24.573	349.5

12th 25 **Raul FERNANDEZ** APRILIA SPA
 CryptoDATA RNF MotoGP Team
 Runs=4 Total laps=21 Full laps=14 Valid laps=13

Run #	1	Front Tyre	Slick-Hard	Rear Tyre	Slick-Soft	Speed	
		New Tyre		4 Laps at start			
1	2'25.306	31.118	24.453	37.783	25.232	204.9	
2	1'48.410	25.726	23.016	35.247	24.421	351.7	
3	1'47.804	25.132	22.823	35.422	24.427	354.0	
4	1'54.411	29.479	24.766	35.686	24.480	352.9	
5	1'48.068	25.309	22.894	35.490	24.375	349.5	
6	1'47.680	25.170	22.705	35.420	24.385	349.5	
7	1'16.724 P	44.498					347.2

Run #	2	Front Tyre	Slick-Hard	Rear Tyre	Slick-Medium	Speed	
		7 Laps at start		New Tyre			
8	1'57.653	32.416	24.214	35.995	25.028	207.2	
9	1'47.735	25.348	22.818	34.969	24.600	348.3	
10	1'51.057	27.588	23.352	35.376	24.741	348.3	
11	1'47.739	25.170	22.711	35.429	24.429	346.1	
12	1'47.465	25.122	22.773	35.132	24.438	343.9	
13	1'02.029 P	29.633*					338.5

Run #	3	Front Tyre	Slick-Hard	Rear Tyre	Slick-Soft	Speed	
		New Tyre		New Tyre			
14	2'04.081	34.941	26.595	37.868	24.677	188.8	
15	1'46.637	25.223	22.619	34.727	24.068	350.6	
16	1'46.110	24.835	22.412	34.780	24.083	352.9	
17	55.873 P	27.368					343.9

Fastest Lap: Francesco BAGNAIA Ducati Lenovo Team ITA **1'45.436** 24.660 22.264 34.681 23.831

These data/results cannot be reproduced, stored and/or transmitted in whole or in part by any manner of electronic, mechanical, photocopying, recording, broadcasting or otherwise now known or herein after developed without the previous express consent by the copyright owner, except for reproduction in daily press and regular printed publications on sale to the public within 60 days of the event related to those data/results and always provided that copyright symbol appears together as follows below.
 © DORNA, 2023



Practice Nr. 2

MotoGP

Lap	Lap Time	T1	T2	T3	T4	Speed	Lap	Lap Time	T1	T2	T3	T4	Speed										
Run # 4	Front Tyre Slick-Hard			Rear Tyre Slick-Soft			Run # 2	Front Tyre Slick-Hard			Rear Tyre Slick-Medium												
4 Laps at start						New Tyre						7 Laps at start						11 Laps at start					
18	1'57.481	34.101	24.017	35.082	24.281	144.7	8	1'58.221	33.282	24.864	35.606	24.469	173.6										
19	1'45.852	24.780	22.422	34.639	24.011	355.2	9	1'47.264	25.151	22.668	35.194	24.251	351.7										
20	2'13.875	30.644	28.649	44.159	30.423	351.7	10	1'47.157	25.010	22.645	35.270	24.232	354.0										
21	2'02.556	*	29.541	24.998	40.881*	27.136	244.3	11	1'47.757	25.216	22.746	35.410	24.385	351.7									

13th 73 Alex MARQUEZ DUCATI SPA
Gresini Racing MotoGP

Runs=4 Total laps=25 Full laps=18 Valid laps=18

Run #	1	Front Tyre	Slick-Hard	Rear Tyre	Slick-Medium	Speed
New Tyre						New Tyre
1	2'20.068	32.054	25.197	39.102	26.593	205.7
2	1'50.234	25.609	23.296	36.802	24.527	354.0
3	1'47.493	25.261	22.833	35.136	24.263	355.2
4	1'46.723	24.899	22.669	35.077	24.078	355.2
5	1'47.111	25.049	22.798	35.128	24.136	356.4
6	1'47.612	25.267	22.797	35.256	24.292	356.4
7	1'47.448	25.110	22.751	35.327	24.260	351.7
8	55.880	P	27.895			351.7

Run #	2	Front Tyre	Slick-Hard	Rear Tyre	Slick-Soft	Speed
8 Laps at start						4 Laps at start
9	2'00.070	32.098	25.713	37.299	24.960	198.5
10	1'47.494	25.273	22.849	35.171	24.201	350.6
11	1'46.636	24.972	22.625	35.006	24.033	351.7
12	1'47.020	25.043	22.708	35.194	24.075	354.0
13	1'49.809	26.225	23.264	35.887	24.433	358.8
14	1'46.930	25.037	22.605	35.198	24.090	352.9
15	1'47.389	25.386	22.676	35.158	24.169	350.6
16	1'47.190	25.057	22.666	35.280	24.187	350.6
17	1'47.221	25.041	22.601	35.362	24.217	354.0
18	53.959	P	26.568			348.3

Run #	3	Front Tyre	Slick-Hard	Rear Tyre	Slick-Soft	Speed
New Tyre						New Tyre
19	1'55.349	30.750	23.913	35.999	24.687	213.8
20	1'47.252	25.126	22.686	35.208	24.232	348.3
21	1'48.353	P	24.755	34.797	26.371	348.3

Run #	4	Front Tyre	Slick-Hard	Rear Tyre	Slick-Soft	Speed
3 Laps at start						New Tyre
22	1'55.327	30.666	23.975	36.320	24.366	199.6
23	1'47.701	25.238	22.625	35.524	24.314	349.5
24	1'45.928	24.827	22.496	34.671	23.934	347.2
25	1'51.731	24.738	26.378	36.387	24.228	348.3

14th 43 Jack MILLER KTM AUS
Red Bull KTM Factory Racing

Runs=4 Total laps=20 Full laps=13 Valid laps=11

Run #	1	Front Tyre	Slick-Hard	Rear Tyre	Slick-Medium	Speed	
New Tyre						4 Laps at start	
1	2'23.409	30.991	24.660	38.240	25.041	208.0	
2	1'49.245	25.672	23.177	35.867	24.529	354.0	
3	1'48.094	25.176	22.865	35.600	24.453	354.0	
4	1'47.993	25.396	22.936	35.394	24.267	355.2	
5	2'00.304	*	26.913	25.159	42.445	25.787*	356.4
6	1'47.484	25.290	22.738	35.204	24.252	357.6	
7	58.987	P	30.925			356.4	

Run #	3	Front Tyre	Slick-Soft	Rear Tyre	Slick-Soft	Speed	
New Tyre						New Tyre	
15	1'52.561	29.280	23.095	35.467	24.719	202.6	
16	1'47.709	*	24.900	22.946	35.350	24.513*	351.7
17	1'46.162	24.829	22.347	34.902	24.084	351.7	
18	57.782	P	28.827			352.9	
Run # 4	Front Tyre Slick-Soft			Rear Tyre Slick-Soft			
4 Laps at start						New Tyre	
19	2'09.562	38.320	24.176	42.386	24.680	169.0	
20	1'48.371	24.767	24.016	35.452	24.136	356.4	
	PIT	26.246				354.0	

15th 21 Franco MORBIDELLI YAMAHA ITA
Monster Energy Yamaha MotoGP

Runs=4 Total laps=22 Full laps=15 Valid laps=13

Run #	1	Front Tyre	Slick-Hard	Rear Tyre	Slick-Soft	Speed	
New Tyre						3 Laps at start	
1	2'03.915	31.269	24.763	36.557	25.182	213.0	
2	1'48.737	25.428	23.061	35.532	24.716	348.3	
3	1'48.054	25.345	22.918	35.307	24.484	348.3	
4	1'48.325	25.186	23.215	35.466	24.458	347.2	
5	1'47.628	25.242	22.767	35.245	24.374	346.1	
6	1'47.730	25.216	22.860	35.261	24.393	346.1	
7	1'53.725	25.168	22.748	39.153	26.656	348.3	
8	1'53.957	28.043	25.540	35.822	24.552	348.3	
9	1'47.245	*	25.077	22.678	35.139*	24.351	347.2
10	57.604	P	27.051			347.2	

Run #	2	Front Tyre	Slick-Hard	Rear Tyre	Slick-Soft	Speed	
10 Laps at start						13 Laps at start	
11	1'53.141	29.591	23.258	35.665	24.627	216.4	
12	1'48.100	25.498	23.058	35.275	24.269	349.5	
13	1'47.583	25.170	22.811	35.254	24.348	347.2	
14	1'47.472	*	25.146*	22.768	35.175	24.383	345.0
15	1'57.669	29.030	26.526	37.400	24.713	347.2	
16	1'49.609	P	25.151	22.679	35.089	26.690	346.1

Run #	3	Front Tyre	Slick-Hard	Rear Tyre	Slick-Soft	Speed
New Tyre						New Tyre
17	1'52.547	29.214	23.382	35.436	24.515	219.9
18	1'47.478	25.198	22.745	35.145	24.390	343.9
19	1'46.916	24.959	22.564	35.132	24.261	346.1
20	56.240	P	27.516			346.1

Run #	4	Front Tyre	Slick-Hard	Rear Tyre	Slick-Soft	Speed
4 Laps at start						New Tyre
21	2'01.015	31.745	29.706	35.296	24.268	214.2
22	1'46.238	24.873	22.519	34.725	24.121	349.5
	PIT	31.106				350.6

Fastest Lap: Francesco BAGNAIA Ducati Lenovo Team ITA 1'45.436 24.660 22.264 34.681 23.831

These data/results cannot be reproduced, stored and/or transmitted in whole or in part by any manner of electronic, mechanical, photocopying, recording, broadcasting or otherwise now known or herein after developed without the previous express consent by the copyright owner, except for reproduction in daily press and regular printed publications on sale to the public within 60 days of the event related to those data/results and always provided that copyright symbol appears together as follows below.
© DORNA, 2023



Practice Nr. 2

MotoGP

Lap	Lap Time	T1	T2	T3	T4	Speed	Lap	Lap Time	T1	T2	T3	T4	Speed	
16th	20	Fabio QUARTARARO YAMAHA FRA						Run #	3	Front Tyre Slick-Medium		Rear Tyre Slick-Soft		
Monster Energy Yamaha MotoGP									New Tyre		New Tyre			
Runs=4 Total laps=24 Full laps=17 Valid laps=14														
Run #	1	Front Tyre	Slick-Hard	Rear Tyre	Slick-Medium									
		New Tyre		New Tyre										
1	3'11.706	30.247	24.297	36.031	24.885	216.4	13	1'59.708	32.559	23.863	37.620	25.666	173.9	
2	1'48.731	25.978	22.980	35.296	24.477	348.3	14	1'46.997	25.067	22.888	34.959	24.083	343.9	
3	1'47.361	25.187	22.630	35.082	24.462	347.2	15	1'46.547	24.917	22.548	34.855	24.227	346.1	
4	1'47.212	25.147	22.643	35.004	24.418	349.5	16	55.053	P	27.145			343.9	
5	1'47.193 *	25.152	22.660	34.973*	24.408	348.3	Run #	4	Front Tyre Slick-Medium		Rear Tyre Slick-Soft			
6	1'47.203	25.183	22.581	35.090	24.349	348.3			4 Laps at start		New Tyre			
7	1'52.950	25.077	25.108	37.664	25.101	351.7	17	1'55.103	30.562	23.678	36.251	24.612	204.5	
8	1'47.614	25.248	22.769	35.119	24.478	347.2	18	1'48.850	24.971	22.517	36.377	24.985	350.6	
9	1'47.493	25.201	22.737	35.108	24.447	346.1	18th	88	Miguel OLIVEIRA APRILIA POR					
10	51.714	P	25.098			346.1			CryptoDATA RNF MotoGP Team					
Run #	2	Front Tyre	Slick-Hard	Rear Tyre	Slick-Soft				Runs=5 Total laps=23 Full laps=14 Valid laps=12					
		10 Laps at start		4 Laps at start			Run #	1	Front Tyre	Slick-Hard	Rear Tyre	Slick-Soft		
11	1'53.007	29.523	23.484	35.515	24.485	217.7			**	New Tyre	**	New Tyre		
12	1'48.102	25.441	22.932	35.298	24.431	348.3	1	2'30.113	33.033	24.622	36.454	24.885	188.1	
13	1'47.087	25.100	22.664	34.979	24.344	345.0	2	1'47.683	25.297	22.938	35.023	24.425	354.0	
14	1'47.511 *	25.217*	22.644	35.251*	24.399	345.0	3	1'47.103	25.061	22.710	35.040	24.292	352.9	
15	1'47.108	25.090	22.590	35.061	24.367	345.0	4	1'51.918	25.232	25.274	36.802	24.610	356.4	
16	1'47.273	25.149	22.549	35.147	24.428	346.1	5	1'47.314	25.052	22.746	35.213	24.303	355.2	
17	52.002	P	25.126			346.1	6	53.926	P	25.837			339.6	
Run #	3	Front Tyre	Slick-Hard	Rear Tyre	Slick-Soft		Run #	2	Front Tyre	Slick-Hard	Rear Tyre	Slick-Soft		
		New Tyre		New Tyre					**	6 Laps at start	**	6 Laps at start		
18	1'52.549	29.411	23.225	35.346	24.567	217.3	7	1'56.380	31.762	23.996	35.683	24.939	216.8	
19	1'46.481	24.870	22.526	34.763	24.322	346.1	8	1'50.166	26.488	23.392	35.668	24.618	350.6	
20	1'46.304	24.855	22.416	34.764	24.269	345.0	9	1'47.333	25.088	22.809	35.159	24.277	349.5	
21	56.813	P	28.404			346.1	10	1'47.427	25.115	22.847	35.096	24.369	347.2	
Run #	4	Front Tyre	Slick-Hard	Rear Tyre	Slick-Soft		11	1'47.384	25.184	22.795	35.133	24.272	348.3	
		4 Laps at start		New Tyre			12	58.034	P	27.905			345.0	
22	2'07.383	39.050	25.137	38.198	24.998	108.9	Run #	3	Front Tyre	Slick-Hard	Rear Tyre	Slick-Soft		
23	1'52.890	30.219	23.090	35.255	24.326	354.0			**	12 Laps at start	**	12 Laps at start		
24	1'46.201 *	24.833*	22.398	34.754	24.216	348.3	13	1'56.900	32.892	23.458	35.817	24.733	214.2	
17th	49	Fabio DI GIANNANTONI DUCATI ITA						14	1'47.871 *	25.276	22.872	35.358*	24.365	346.1
Gresini Racing MotoGP								15	1'47.708	25.163	22.827	35.344	24.374	347.2
Runs=4 Total laps=18 Full laps=11 Valid laps=11								16	54.641	P	26.960			341.7
Run #	1	Front Tyre	Slick-Hard	Rear Tyre	Slick-Medium		Run #	4	Front Tyre	Slick-Hard	Rear Tyre	Slick-Soft		
		New Tyre		New Tyre					**	New Tyre	**	New Tyre		
1	2'06.166	32.473	24.585	36.387	25.105	185.5	17	1'56.586	32.029	23.951	35.962	24.644	218.1	
2	1'48.673	25.347	23.233	35.521	24.572	347.2	18	1'46.884	24.993	22.740	34.928	24.223	351.7	
3	1'48.122	25.317	23.022	35.429	24.354	348.3	19	51.491	P	24.963			351.7	
4	1'47.693	25.173	22.911	35.290	24.319	348.3	Run #	5	Front Tyre	missing data	Rear Tyre	missing data		
5	1'47.678	25.178	22.870	35.316	24.314	347.2			**	Laps at start	**	Laps at start		
6	1'47.445	25.199	22.795	35.197	24.254	347.2	20	1'54.017	30.815	23.465	35.326	24.411	212.1	
7	57.893	P	28.665			348.3	21	1'46.565	24.924	22.667	34.747	24.227	355.2	
Run #	2	Front Tyre	Slick-Hard	Rear Tyre	Slick-Medium		22	1'57.600 *	32.510*	24.880	35.698	24.512	352.9	
		7 Laps at start		7 Laps at start			23	1'51.878	24.788	22.465	38.106	26.519	355.2	
8	1'57.195	32.974	23.820	35.782	24.619	171.7	19th	51	Michele PIRRO DUCATI ITA					
9	1'47.624	25.155	22.888	35.214	24.367	345.0			Aruba.it Racing					
10	1'47.425	25.070	22.777	35.242	24.336	347.2			Runs=4 Total laps=20 Full laps=13 Valid laps=13					
11	1'47.285	25.069	22.751	35.125	24.340	346.1	Run #	1	Front Tyre	Slick-Medium	Rear Tyre	Slick-Soft		
12	57.501	P	27.872*			343.9			New Tyre		4 Laps at start			
							1	2'44.187	37.259	25.323	37.792	25.480	122.8	
							2	1'53.484	26.390	23.962	37.065	26.067	350.6	
							3	1'48.663	25.467	23.172	35.499	24.525	354.0	

Fastest Lap: Francesco BAGNAIA Ducati Lenovo Team ITA **1'45.436** 24.660 22.264 34.681 23.831

These data/results cannot be reproduced, stored and/or transmitted in whole or in part by any manner of electronic, mechanical, photocopying, recording, broadcasting or otherwise now known or herein after developed without the previous express consent by the copyright owner, except for reproduction in daily press and regular printed publications on sale to the public within 60 days of the event related to those data/results and always provided that copyright symbol appears together as follows below.
© DORNA, 2023

Official MotoGP Timing by TISSOT
www.motogp.com

Mugello, Friday, June 09, 2023

Page 6 of 8



Practice Nr. 2

MotoGP

Lap	Lap Time	T1	T2	T3	T4	Speed	Lap	Lap Time	T1	T2	T3	T4	Speed
4	2'04.091	39.339	24.031	36.033	24.688	352.9	21	1'47.148	25.018	22.722	35.135	24.273	345.0
5	1'48.565	25.407	23.038	35.607	24.513	347.2	22	53.020 P	26.410				347.2
6	1'47.935	25.254	22.856	35.467	24.358	349.5	Run # 5 Front Tyre Slick-Hard Rear Tyre Slick-Soft						
7	54.923 P	26.072				351.7	4 Laps at start New Tyre						
Run # 2 Front Tyre Slick-Hard Rear Tyre Slick-Soft							Run # 1 Front Tyre Slick-Hard Rear Tyre Slick-Soft						
New Tyre 4 Laps at start							New Tyre 4 Laps at start						
8	1'58.097	32.815	24.248	36.235	24.799	165.8	23	1'53.422	29.979	23.542	35.554	24.347	219.0
9	1'48.222	25.285	23.006	35.434	24.497	347.2	24	1'47.014	25.002	22.719	35.088	24.205	346.1
10	1'48.106	25.211	22.979	35.481	24.435	348.3	25	1'50.969 *	26.150*	23.545	36.311	24.963	342.8
11	1'47.621	25.269	22.836	35.139	24.377	347.2	21st 30 Takaaki NAKAGAMI HONDA JPN						
12	57.067 P	26.931				347.2	LCR Honda IDEMITSU						
Run # 3 Front Tyre Slick-Hard Rear Tyre Slick-Medium							Runs=4 Total laps=24 Full laps=17 Valid laps=14						
5 Laps at start 9 Laps at start							New Tyre 4 Laps at start						
13	1'57.391	32.318	23.857	36.228	24.988	174.7	Run # 1 Front Tyre Slick-Hard Rear Tyre Slick-Soft						
14	1'48.620	25.446	23.023	35.455	24.696	345.0	New Tyre 4 Laps at start						
15	1'48.085	25.236	22.916	35.404	24.529	347.2	1	2'30.359	33.204	25.099	36.684	24.831	172.5
16	55.496 P	26.601				346.1	2	1'48.103 *	25.547	23.068*	35.208	24.280	345.0
Run # 4 Front Tyre Slick-Hard Rear Tyre Slick-Soft							Run # 2 Front Tyre Slick-Hard Rear Tyre Slick-Soft						
9 Laps at start New Tyre							7 Laps at start 11 Laps at start						
17	1'57.491	33.105	23.520	36.265	24.601	145.5	3	1'53.093	26.683	22.940	36.527	26.943	352.9
18	1'47.508	25.524	22.595	35.081	24.308	357.6	4	1'48.156	25.639	22.908	35.244	24.365	349.5
19	1'46.828	25.016	22.542	34.999	24.271	351.7	5	1'47.520	25.385	22.787	35.067	24.281	350.6
20	1'55.556	28.532	24.992	36.634	25.398	349.5	6	1'47.479	25.135	22.849	35.204	24.291	350.6
20th 37 Augusto FERNANDEZ KTM SPA							Run # 3 Front Tyre Slick-Medium Rear Tyre Slick-Soft						
GASGAS Factory Racing Tech3							New Tyre New Tyre						
Runs=5 Total laps=25 Full laps=16 Valid laps=15							New Tyre New Tyre						
Run # 1 Front Tyre Slick-Hard Rear Tyre Slick-Soft							Run # 3 Front Tyre Slick-Medium Rear Tyre Slick-Soft						
New Tyre 4 Laps at start							New Tyre New Tyre						
1	2'28.205	32.160	24.761	37.096	24.921	197.0	16	1'57.834	32.595	24.317	36.307	24.615	181.5
2	1'49.568	25.607	23.430	35.801	24.730	349.5	17	1'48.028	25.811	22.853	35.096	24.268	340.6
3	1'48.673	25.495	23.126	35.577	24.475	348.3	18	1'46.747 *	25.052	22.625*	34.848	24.222	346.1
4	1'48.408	25.239	23.181	35.533	24.455	352.9	19	1'58.442	30.046	25.699	38.086	24.611	342.8
5	1'48.062	25.283	23.002	35.410	24.367	348.3	20	1'47.074	25.096	22.686	35.016	24.276	343.9
6	1'56.894	25.223	24.787	41.671	25.213	347.2	21	59.073 P	29.304				341.7
7	1'47.963	25.378	22.953	35.364	24.268	351.7	Run # 4 Front Tyre Slick-Medium Rear Tyre Slick-Soft						
8	1'47.651	25.228	22.882	35.187	24.354	349.5	6 Laps at start New Tyre						
9	55.290 P	26.971				348.3	22	2'03.223	32.520	26.544	36.433	27.726	181.2
Run # 2 Front Tyre Slick-Hard Rear Tyre Slick-Soft							Run # 4 Front Tyre Slick-Medium Rear Tyre Slick-Soft						
9 Laps at start 13 Laps at start							6 Laps at start New Tyre						
10	1'59.127	33.568	24.237	36.203	25.119	186.2	22	2'03.223	32.520	26.544	36.433	27.726	181.2
11	1'48.352	25.411	23.001	35.414	24.526	345.0	23	1'50.476	27.430	23.377	35.221	24.448	349.5
12	1'48.377	25.282	23.031	35.545	24.519	341.7	24	1'52.090 *	26.531*	22.945	37.072	25.542	350.6
13	57.494 P	28.181				340.6	unfinished 24.941 22.541						
Run # 3 Front Tyre Slick-Hard Rear Tyre Slick-Soft							22nd 32 Lorenzo SAVADORI APRILIA ITA						
13 Laps at start 17 Laps at start							Aprilia Racing						
Run # 3 Front Tyre Slick-Hard Rear Tyre Slick-Soft							Runs=4 Total laps=19 Full laps=12 Valid laps=8						
13 Laps at start 17 Laps at start							Run # 1 Front Tyre Slick-Hard Rear Tyre Slick-Soft						
14	1'59.152	32.603	24.504	37.601	24.444	171.9	New Tyre New Tyre						
15	1'48.042	25.209	22.897	35.459	24.477	349.5	1	2'39.209	32.369	24.074	36.349	24.827	180.6
16	1'48.219	25.249	22.776	35.695	24.499	342.8	2	1'52.729	27.582	24.853	35.852	24.442	349.5
17	1'48.146	25.201	22.920	35.550	24.475	345.0	3	1'47.833	25.292	22.897	35.357	24.287	337.5
18	57.376 P	27.628				345.0	4	1'54.371 *	28.179	23.953	37.896*	24.343	348.3
Run # 4 Front Tyre Slick-Hard Rear Tyre Slick-Soft							5 1'54.844 27.921 24.896 37.361 24.666 351.7						
New Tyre New Tyre							6 1'48.945 25.610 23.003 35.762 24.570 345.0						
19	2'01.028	34.168	24.171	37.600	25.089	180.6							
20	1'47.744	25.194	22.846	35.282	24.422	346.1							

Fastest Lap: Francesco BAGNAIA Ducati Lenovo Team ITA **1'45.436** 24.660 22.264 34.681 23.831

These data/results cannot be reproduced, stored and/or transmitted in whole or in part by any manner of electronic, mechanical, photocopying, recording, broadcasting or otherwise now known or herein after developed without the previous express consent by the copyright owner, except for reproduction in daily press and regular printed publications on sale to the public within 60 days of the event related to those data/results and always provided that copyright symbol appears together as follows below.
© DORNA, 2023

Official MotoGP Timing by TISSOT
www.motogp.com

Mugello, Friday, June 09, 2023

Page 7 of 8



Practice Nr. 2

MotoGP

Lap	Lap Time	T1	T2	T3	T4	Speed	Lap	Lap Time	T1	T2	T3	T4	Speed
7	1'48.886	25.408	23.193	35.679	24.606	347.2	10	1'57.625	25.536	23.394	42.267	26.428	343.9
8	56.571 P	27.307				339.6	11	1'48.962 *	<u>25.469</u>	<u>23.146</u>	<u>35.683</u>	24.664*	<u>349.5</u>
<i>Run # 2</i>	<i>Front Tyre</i>	<i>Slick-Hard</i>	<i>Rear Tyre</i>	<i>Slick-Soft</i>			<i>Run # 3</i>	<i>Front Tyre</i>	<i>Slick-Soft</i>	<i>Rear Tyre</i>	<i>Slick-Soft</i>		
		8 Laps at start		8 Laps at start					New Tyre		New Tyre		
9	2'16.594	42.068	30.207	38.106	26.213	122.0	14	2'02.254	34.227	25.482	37.222	25.323	139.1
10	2'00.801	26.136	28.520	39.209	26.936	346.1	15	1'50.314	26.010	23.616	36.001	24.687	342.8
11	1'48.491	25.413	22.965	35.587	24.526	346.1	16	1'49.889	25.670	23.236	36.011	24.972	342.8
12	1'48.583 *	25.488*	22.935	35.631	24.529	345.0	17	59.407 P	29.249				342.8
13	1'48.687	25.536	22.899	35.765	24.487	345.0	<i>Run # 4</i>	<i>Front Tyre</i>	<i>Slick-Soft</i>	<i>Rear Tyre</i>	<i>Slick-Soft</i>		
14	56.675 P	27.795				336.4			4 Laps at start		New Tyre		
<i>Run # 3</i>	<i>Front Tyre</i>	<i>Slick-Hard</i>	<i>Rear Tyre</i>	<i>Slick-Soft</i>			18	1'59.565	32.472	24.380	37.359	25.354	162.6
		New Tyre		New Tyre			19	1'49.798	25.764	23.300	35.957	24.777	342.8
15	1'59.708	35.864	23.842	35.444	24.558	135.8	20	1'49.641	25.727	23.212	35.857	24.845	341.7
16	1'47.707 *	<u>25.091</u>	<u>22.812</u>	35.356	24.448*	<u>352.9</u>	21	1'49.984 *	25.768*	23.291	35.986	24.939	340.6
17	56.279 P	26.521				347.2							
<i>Run # 4</i>	<i>Front Tyre</i>	<i>Slick-Medium</i>	<i>Rear Tyre</i>	<i>Slick-Soft</i>									
		New Tyre		New Tyre									
18	1'56.636	33.452	23.596	<u>35.328</u>	<u>24.260</u>	184.9							
19	1'52.815 *	25.319*	23.032	37.509	26.955	348.3							

23rd 36 **Joan MIR** HONDA SPA
Repsol Honda Team

Runs=2 Total laps=12 Full laps=9 Valid laps=9

Run #	Front Tyre	Slick-Hard	Rear Tyre	Slick-Medium	Speed
<i>Run # 1</i>	<i>Front Tyre</i>	<i>Slick-Hard</i>	<i>Rear Tyre</i>	<i>Slick-Medium</i>	
		New Tyre		New Tyre	
1	2'22.422	32.164	25.041	37.069	200.3
2	1'52.787	25.780	23.692	38.420	24.895 <u>352.9</u>
3	1'49.370	25.562	23.272	35.769	24.767 352.9
4	1'49.132	25.467	23.184	35.728	24.753 350.6
5	1'58.200	27.041	29.941	36.426	24.792 346.1
6	<u>1'48.843</u>	25.414	<u>23.036</u>	35.767	24.626 350.6
7	58.540 P	28.236			343.9
<i>Run # 2</i>	<i>Front Tyre</i>	<i>Slick-Hard</i>	<i>Rear Tyre</i>	<i>Slick-Soft</i>	
		7 Laps at start		4 Laps at start	
8	2'00.185	34.936	24.068	36.297	24.884 204.1
9	1'49.645	25.580	23.262	36.067	24.736 349.5
10	1'48.923	25.499	23.101	<u>35.637</u>	24.686 348.3
11	1'51.030	27.360	23.233	35.906	<u>24.531</u> 350.6
12	1'49.045	<u>25.386</u>	23.046	35.914	24.699 350.6

24th 94 **Jonas FOLGER** KTM GER
GASGAS Factory Racing Tech3

Runs=4 Total laps=21 Full laps=14 Valid laps=12

Run #	Front Tyre	Slick-Hard	Rear Tyre	Slick-Soft	Speed
<i>Run # 1</i>	<i>Front Tyre</i>	<i>Slick-Hard</i>	<i>Rear Tyre</i>	<i>Slick-Soft</i>	
		New Tyre		3 Laps at start	
1	2'48.746	32.768	25.609	37.643	25.411 212.5
2	1'52.378	27.017	23.888	36.448	25.025 341.7
3	1'49.918	25.959	23.328	35.858	24.773 346.1
4	1'49.354	25.566	23.160	35.868	24.760 346.1
5	1'52.282	25.722	25.129	36.585	24.846 343.9
6	<u>1'49.160</u>	25.521	23.214	35.817	<u>24.608</u> 345.0
7	1'02.188 P	29.799			345.0
<i>Run # 2</i>	<i>Front Tyre</i>	<i>Slick-Hard</i>	<i>Rear Tyre</i>	<i>Slick-Soft</i>	
		7 Laps at start		10 Laps at start	
8	2'01.502	32.991	25.328	38.054	25.129 213.4
9	1'53.459	28.289	23.792	36.356	25.022 343.9

Fastest Lap: Francesco BAGNAIA Ducati Lenovo Team ITA **1'45.436** 24.660 22.264 34.681 23.831

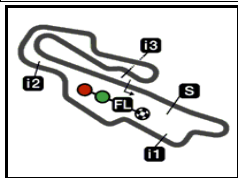
These data/results cannot be reproduced, stored and/or transmitted in whole or in part by any manner of electronic, mechanical, photocopying, recording, broadcasting or otherwise now known or herein after developed without the previous express consent by the copyright owner, except for reproduction in daily press and regular printed publications on sale to the public within 60 days of the event related to those data/results and always provided that copyright symbol appears together as follows below.
© DORNA, 2023

Official MotoGP Timing by TISSOT
www.motogp.com

Mugello, Friday, June 09, 2023

Page 8 of 8





5245 m.

GRAN PREMIO D'ITALIA OAKLEY

Practice Nr. 2

Best Partial Times

MotoGP™

IT Ideal Lap Time, sum of the best partial times

BT Best Lap Time

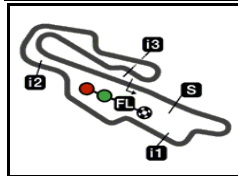
T1		T2		T3		T4				IT	BT	
Pos	Rider	Time	Rider	Time	Rider	Time	Rider	Time	Pos	Rider	IT	BT
1	F.BAGNAIA	24.660	M.MARQUEZ	22.263	A.RINS	34.447	F.BAGNAIA	23.831	1	F.BAGNAIA	1'45.436	1'45.436 (1)
2	L.MARINI	24.672	F.BAGNAIA	22.264	J.ZARCO	34.487	J.MARTIN	23.841	2	M.BEZZECCHI	1'45.499	1'45.499 (2)
3	M.VIÑALES	24.697	A.RINS	22.277	M.BEZZECCHI	34.518	M.BEZZECCHI	23.866	3	J.MARTIN	1'45.508	1'45.570 (5)
4	J.MARTIN	24.699	M.VIÑALES	22.284	L.MARINI	34.555	B.BINDER	23.897	4	A.RINS	1'45.517	1'45.517 (3)
5	B.BINDER	24.704	J.MARTIN	22.293	A.ESPARGARO	34.575	A.MARQUEZ	23.934	5	B.BINDER	1'45.554	1'45.554 (4)
6	E.BASTIANINI	24.719	B.BINDER	22.342	E.BASTIANINI	34.596	E.BASTIANINI	23.951	6	E.BASTIANINI	1'45.635	1'45.635 (6)
7	M.MARQUEZ	24.731	M.BEZZECCHI	22.343	B.BINDER	34.611	R.FERNANDEZ	24.011	7	J.ZARCO	1'45.662	1'45.662 (7)
8	A.MARQUEZ	24.738	J.MILLER	22.347	R.FERNANDEZ	34.639	A.RINS	24.011	8	M.MARQUEZ	1'45.691	1'45.691 (8)
9	J.MILLER	24.767	A.ESPARGARO	22.351	M.MARQUEZ	34.665	J.ZARCO	24.014	9	A.MARQUEZ	1'45.773	1'45.928 (13)
10	M.BEZZECCHI	24.772	J.ZARCO	22.366	A.MARQUEZ	34.671	M.MARQUEZ	24.032	10	A.ESPARGAR	1'45.784	1'45.784 (9)
11	R.FERNANDEZ	24.780	E.BASTIANINI	22.369	J.MARTIN	34.675	A.ESPARGARO	24.042	11	M.VIÑALES	1'45.811	1'45.846 (11)
12	A.RINS	24.782	F.QUARTARARO	22.398	F.BAGNAIA	34.681	F.DI GIANNANTO	24.083	12	L.MARINI	1'45.835	1'45.835 (10)
13	M.OLIVEIRA	24.788	R.FERNANDEZ	22.412	M.VIÑALES	34.696	J.MILLER	24.084	13	R.FERNANDEZ	1'45.842	1'45.852 (12)
14	J.ZARCO	24.795	A.MARQUEZ	22.430	F.MORBIDELLI	34.725	F.MORBIDELLI	24.121	14	J.MILLER	1'46.100	1'46.162 (14)
15	A.ESPARGARO	24.816	M.OLIVEIRA	22.465	M.OLIVEIRA	34.747	L.MARINI	24.134	15	F.QUARTARAR	1'46.223	1'46.304 (16)
16	F.QUARTARARO	24.855	L.MARINI	22.474	F.QUARTARARO	34.754	M.VIÑALES	24.134	15	M.OLIVEIRA	1'46.223	1'46.565 (18)
17	F.MORBIDELLI	24.873	F.DI GIANNANTO	22.517	T.NAKAGAMI	34.848	A.FERNANDEZ	24.205	17	F.MORBIDELLI	1'46.238	1'46.238 (15)
18	F.DI GIANNANTO	24.917	F.MORBIDELLI	22.519	F.DI GIANNANTO	34.855	F.QUARTARARO	24.216	18	F.DI GIANNAN	1'46.372	1'46.547 (17)
19	T.NAKAGAMI	24.941	T.NAKAGAMI	22.541	J.MILLER	34.902	T.NAKAGAMI	24.222	19	T.NAKAGAMI	1'46.552	1'47.074 (21)
20	A.FERNANDEZ	25.002	M.PIRRO	22.542	M.PIRRO	34.999	M.OLIVEIRA	24.223	20	M.PIRRO	1'46.828	1'46.828 (19)
21	M.PIRRO	25.016	A.FERNANDEZ	22.719	A.FERNANDEZ	35.088	L.SAVADORI	24.260	21	A.FERNANDEZ	1'47.014	1'47.014 (20)
22	L.SAVADORI	25.091	L.SAVADORI	22.812	L.SAVADORI	35.328	M.PIRRO	24.271	22	L.SAVADORI	1'47.491	1'47.833 (22)
23	J.MIR	25.386	J.MIR	23.036	J.MIR	35.637	J.MIR	24.531	23	J.MIR	1'48.590	1'48.843 (23)
24	J.FOLGER	25.469	J.FOLGER	23.146	J.FOLGER	35.683	J.FOLGER	24.608	24	J.FOLGER	1'48.906	1'49.160 (24)

These data/results cannot be reproduced, stored and/or transmitted in whole or in part by any manner of electronic, mechanical, photocopying, recording, broadcasting or otherwise now known or herein after developed without the previous express consent by the copyright owner, except for reproduction in daily press and regular printed publications on sale to the public within 60 days of the event related to those data/results and always provided that copyright symbol appears together as follows below.

© DORNA, 2023

Official MotoGP Timing by 
www.motogp.com





5245 m.

GRAN PREMIO D'ITALIA OAKLEY**Practice Nr. 2****Fastest Laps Sequence**

<i>Practice Time</i>	 <i>Rider</i>	<i>Nation</i>	<i>Motorcycle</i>	<i>Time</i>	<i>Km/h</i>	<i>Rider's Lap</i>
3'52.652	21 Franco MORBIDELLI	ITA	YAMAHA	1'48.737	173.6	2
3'54.839	49 Fabio DI GIANNANTONI	ITA	DUCATI	1'48.673	173.7	2
4'05.995	5 Johann ZARCO	FRA	DUCATI	1'48.610	173.8	2
4'09.062	72 Marco BEZZECCHI	ITA	DUCATI	1'48.301	174.3	2
4'17.796	88 Miguel OLIVEIRA	POR	APRILIA	1'47.683	175.3	2
5'53.174	5 Johann ZARCO	FRA	DUCATI	1'47.179	176.1	3
6'04.899	88 Miguel OLIVEIRA	POR	APRILIA	1'47.103	176.2	3
7'40.038	5 Johann ZARCO	FRA	DUCATI	1'46.864	176.6	4
7'44.518	73 Alex MARQUEZ	SPA	DUCATI	1'46.723	176.9	4
11'19.560	5 Johann ZARCO	FRA	DUCATI	1'46.627	177.0	6
46'19.016	5 Johann ZARCO	FRA	DUCATI	1'46.521	177.2	17
47'06.085	42 Alex RINS	SPA	HONDA	1'46.461	177.3	19
47'26.495	89 Jorge MARTIN	SPA	DUCATI	1'46.303	177.6	20
49'17.541	72 Marco BEZZECCHI	ITA	DUCATI	1'46.218	177.7	20
50'47.689	33 Brad BINDER	RSA	KTM	1'46.052	178.0	19
51'00.460	1 Francesco BAGNAIA	ITA	DUCATI	1'46.040	178.0	18
51'00.864	89 Jorge MARTIN	SPA	DUCATI	1'45.940	178.2	22
51'03.349	72 Marco BEZZECCHI	ITA	DUCATI	1'45.808	178.4	21
57'42.862	93 Marc MARQUEZ	SPA	HONDA	1'45.691	178.6	20
57'53.860	42 Alex RINS	SPA	HONDA	1'45.517	178.9	22
58'17.615	1 Francesco BAGNAIA	ITA	DUCATI	1'45.436	179.0	21

These data/results cannot be reproduced, stored and/or transmitted in whole or in part by any manner of electronic, mechanical, photocopying, recording, broadcasting or otherwise now known or herein after developed without the previous express consent by the copyright owner, except for reproduction in daily press and regular printed publications on sale to the public within 60 days of the event related to those data/results and always provided that copyright symbol appears together as follows below.

© DORNA, 2023

Official MotoGP Timing by TISSOT
www.motogp.com

Mugello, Friday, June 09, 2023

