


3671 m.

LIQUI MOLY MOTORRAD GRAND PRIX DEUTSCHLAND

Practice Nr. 2

Classification

6

	Rider	Nation	Team	Motorcycle	Time	Lap	Total	Gap	Top Speed
1	14 Tony ARBOLINO	ITA	Elf Marc VDS Racing Team	KALEX	1'26.859	21	21		251.1
2	54 Fermín ALDEGUER	SPA	MB Conveyors SpeedUp	BOSCOSCURO	1'27.107	17	17	0.248 0.248	248.8
3	35 Somkiat CHANTRA	THA	IDEMITSU Honda Team Asia	KALEX	1'27.152	15	15	0.293 0.045	253.5
4	24 Marcos RAMIREZ	SPA	Forward Team	FORWARD	1'27.420	12	12	0.561 0.268	248.8
5	7 Barry BALTUS	BEL	Fieten Olie Racing GP	KALEX	1'27.466	21	21	0.607 0.046	248.8
6	22 Sam LOWES	GBR	Elf Marc VDS Racing Team	KALEX	1'28.430	11	12	1.571 0.964	248.2
7	16 Joe ROBERTS	USA	Italtrans Racing Team	KALEX	1'28.800	17	18	1.941 0.370	248.8
8	3 Lukas TULOVIC	GER	Liqui Moly Husqvarna Intact GP	KALEX	1'28.865	17	18	2.006 0.065	249.4
9	13 Celestino VIETTI	ITA	Fantic Racing	KALEX	1'29.074	22	22	2.215 0.209	251.7
10	19 Lorenzo DALLA PORTA	ITA	Forward Team	FORWARD	1'29.442	15	15	2.583 0.368	251.1
11	84 Zonta VD GOORBERGH	NED	Fieten Olie Racing GP	KALEX	1'29.798	20	20	2.939 0.356	247.7
12	15 Darryn BINDER	RSA	Liqui Moly Husqvarna Intact GP	KALEX	1'30.078	16	16	3.219 0.280	251.7
13	75 Albert ARENAS	SPA	Red Bull KTM Ajo	KALEX	1'30.201	19	20	3.342 0.123	247.7
14	37 Pedro ACOSTA	SPA	Red Bull KTM Ajo	KALEX	1'30.712	19	23	3.853 0.511	250.5
15	96 Jake DIXON	GBR	Polar Cube GASGAS Aspar Team	KALEX	1'31.062	15	18	4.203 0.350	246.0
Not qualified (Out 105%)					1'31.202				
	12 Filip SALAC	CZE	QJMOTOR Gresini Moto2	KALEX	1'31.330	15	15	4.471 0.268	246.0
	11 Sergio GARCIA	SPA	Pons Wegow Los40	KALEX	1'31.338	18	19	4.479 0.008	247.1
	18 Manuel GONZALEZ	SPA	Correos Prepago Yamaha VR46 M	KALEX	1'31.767	15	15	4.908 0.429	248.8
	40 Aron CANET	SPA	Pons Wegow Los40	KALEX	1'31.915	5	6	5.056 0.148	244.8
	21 Alonso LOPEZ	SPA	MB Conveyors SpeedUp	BOSCOSCURO	1'32.520	12	14	5.661 0.605	245.4
	71 Dennis FOGGIA	ITA	Italtrans Racing Team	KALEX	1'33.137	22	23	6.278 0.617	246.5
	4 Sean Dylan KELLY	USA	OnlyFans American Racing	KALEX	1'33.982	15	15	7.123 0.845	245.4
	23 Taiga HADA	JPN	Pertamina Mandalika SAG Team	KALEX	1'34.574	19	20	7.715 0.592	246.5
	72 Borja GOMEZ	SPA	Fantic Racing	KALEX	1'34.709	15	15	7.850 0.135	244.8
	79 Ai OGURA	JPN	IDEMITSU Honda Team Asia	KALEX	1'34.812	12	17	7.953 0.103	244.3
	64 Bo BENDSNEYDER	NED	Pertamina Mandalika SAG Team	KALEX	1'35.299	17	22	8.440 0.487	243.2
	52 Jeremy ALCOBA	SPA	QJMOTOR Gresini Moto2	KALEX	1'35.340	11	12	8.481 0.041	244.3
	28 Izan GUEVARA	SPA	Polar Cube GASGAS Aspar Team	KALEX	1'35.489	14	16	8.630 0.149	246.5
	27 Kasma DANIEL	MAL	Correos Prepago Yamaha VR46 M	KALEX	1'35.522	16	17	8.663 0.033	242.1
	99 Carlos TATAY	SPA	OnlyFans American Racing	KALEX	1'35.820	15	16	8.961 0.298	243.2

Practice condition: Wet

Air: 17°

Humidity: 77%

Ground: 21°

Fastest Lap:	Lap: 21	Tony ARBOLINO	1'26.859	152.1 Km/h
Best Race Lap:	2021	Remy GARDNER	1'23.767	157.7 Km/h
All Time Lap Record:	2021	Raul FERNANDEZ	1'23.397	158.4 Km/h

The results are provisional until the end of the limit for protest and appeals.

Time limit for protest expires 30' after publication of the results - Time:

These data/results cannot be reproduced, stored and/or transmitted in whole or in part by any manner of electronic, mechanical, photocopying, recording, broadcasting or otherwise now known or herein after developed without the previous express consent by the copyright owner, except for reproduction in daily press and regular printed publications on sale to the public within 60 days of the event related to those data/results and always provided that copyright symbol appears together as follows below.

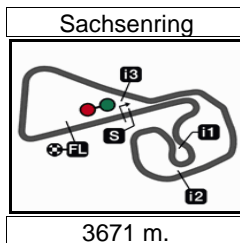
© DORNA, 2023

Official MotoGP Timing by TISSOT
www.motogp.com

Sachsenring, Friday, June 16, 2023

moto2™





Results and timing service provided by TISSOT

Moto2™

LIQUI MOLY MOTORRAD GRAND PRIX DEUTSCHLAND

Practice Nr. 2

Combined Practice Times

7

Rider	Nation	Team	MOTORCYCLE	P1	P2	Gap
1 37 P.ACOSTA	SPA	Red Bull KTM Ajo	KALEX	1'23.979	19	1'30.712 19
2 21 A.LOPEZ	SPA	MB Conveyors SpeedUp	BOSCOSCURO	1'24.216	18	1'32.520 12 0.237 0.237
3 18 M.GONZALEZ	SPA	Correos Prepago Yamaha VR46 MasterCamp	KALEX	1'24.280	18	1'31.767 15 0.301 0.064
4 12 F.SALAC	CZE	QJMOTOR Gresini Moto2	KALEX	1'24.407	18	1'31.330 15 0.428 0.127
5 96 J.DIXON	GBR	Polar Cube GASGAS Aspar Team	KALEX	1'24.464	9	1'31.062 15 0.485 0.057
6 54 F.ALDEGUER	SPA	MB Conveyors SpeedUp	BOSCOSCURO	1'24.484	16	1'27.107 17 0.505 0.020
7 16 J.ROBERTS	USA	Italtrans Racing Team	KALEX	1'24.509	19	1'28.800 17 0.530 0.025
8 14 T.ARBOLINO	ITA	Elf Marc VDS Racing Team	KALEX	1'24.707	6	1'26.859 21 0.728 0.198
9 22 S.LOWES	GBR	Elf Marc VDS Racing Team	KALEX	1'24.758	8	1'28.430 11 0.779 0.051
10 64 B.BENDSNEYDEF	NED	Pertamina Mandalika SAG Team	KALEX	1'24.789	23	1'35.299 17 0.810 0.031
11 75 A.ARENAS	SPA	Red Bull KTM Ajo	KALEX	1'24.850	12	1'30.201 19 0.871 0.061
12 52 J.ALCOBA	SPA	QJMOTOR Gresini Moto2	KALEX	1'24.970	22	1'35.340 11 0.991 0.120
13 4 S.KELLY	USA	OnlyFans American Racing	KALEX	1'24.987	22	1'33.982 15 1.008 0.017
14 13 C.VIETTI	ITA	Fantic Racing	KALEX	1'25.077	19	1'29.074 22 1.098 0.090
15 15 D.BINDER	RSA	Liqui Moly Husqvarna Intact GP	KALEX	1'25.091	20	1'30.078 16 1.112 0.014
16 35 S.CHANTRA	THA	IDEMITSU Honda Team Asia	KALEX	1'25.102	24	1'27.152 15 1.123 0.011
17 11 S.GARCIA	SPA	Pons Wegow Los40	KALEX	1'25.120	17	1'31.338 18 1.141 0.018
18 40 A.CANET	SPA	Pons Wegow Los40	KALEX	1'25.162	8	1'31.915 5 1.183 0.042
19 24 M.RAMIREZ	SPA	Forward Team	FORWARD	1'25.187	17	1'27.420 12 1.208 0.025
20 7 B.BALTUS	BEL	Fieten Olie Racing GP	KALEX	1'25.214	15	1'27.466 21 1.235 0.027
21 79 A.OGURA	JPN	IDEMITSU Honda Team Asia	KALEX	1'25.234	19	1'34.812 12 1.255 0.020
22 72 B.GOMEZ	SPA	Fantic Racing	KALEX	1'25.323	22	1'34.709 15 1.344 0.089
23 3 L.TULOVIC	GER	Liqui Moly Husqvarna Intact GP	KALEX	1'25.480	23	1'28.865 17 1.501 0.157
24 84 Z.VD GOORBERG	NED	Fieten Olie Racing GP	KALEX	1'25.529	19	1'29.798 20 1.550 0.049
25 71 D.FOGGIA	ITA	Italtrans Racing Team	KALEX	1'25.721	22	1'33.137 22 1.742 0.192
26 28 I.GUEVARA	SPA	Polar Cube GASGAS Aspar Team	KALEX	1'25.734	9	1'35.489 14 1.755 0.013
27 99 C.TATAY	SPA	OnlyFans American Racing	KALEX	1'25.755	12	1'35.820 15 1.776 0.021
28 19 L.DALLA PORTA	ITA	Forward Team	FORWARD	1'26.278	18	1'29.442 15 2.299 0.523
29 27 K.DANIEL	MAL	Correos Prepago Yamaha VR46 MasterCamp	KALEX	1'27.044	15	1'35.522 16 3.065 0.766
23 T.HADA	JPN	Pertamina Mandalika SAG Team	KALEX	1'28.300	15	1'34.574 19 4.321 1.256

Pole Position Record:	2021	Raul FERNANDEZ	1'23.397	158.4 Km/h
Best Race Lap:	2021	Remy GARDNER	1'23.767	157.7 Km/h
All Time Lap Record:	2021	Raul FERNANDEZ	1'23.397	158.4 Km/h

The results are provisional until the end of the limit for protest and appeals.

Time limit for protest expires 60' after publication of the results - Time:

These data/results cannot be reproduced, stored and/or transmitted in whole or in part by any manner of electronic, mechanical, photocopying, recording, broadcasting or otherwise now known or herein after developed without the previous express consent by the copyright owner, except for reproduction in daily press and regular printed publications on sale to the public within 60 days of the event related to those data/results and always provided that copyright symbol appears together as follows below.

© DORNA, 2023

Official MotoGP Timing by TISSOT
www.motogp.com

Sachsenring, Friday, June 16, 2023





3671 m.

LIQUI MOLY MOTORRAD GRAND PRIX DEUTSCHLAND

Practice Nr. 2

Top Speed & Average

8



Rider	Nation	Motorcycle	Top 5 speeds					Average	Top
35 Somkiat CHANTRA	THA	KALEX	253.5	252.3	251.7	251.1	250.0	251.7	253.5
13 Celestino VIETTI	ITA	KALEX	251.7	248.8	248.2	248.2	247.7	248.6	251.7
15 Darryn BINDER	RSA	KALEX	251.7	250.5	249.4	248.8	248.2	249.5	251.7
14 Tony ARBOLINO	ITA	KALEX	251.1	249.4	249.4	248.2	246.5	248.9	251.1
19 Lorenzo DALLA PORTA	ITA	FORWARD	251.1	250.5	250.0	248.2	246.0	249.2	251.1
37 Pedro ACOSTA	SPA	KALEX	250.5	250.0	250.0	249.4	249.4	249.9	250.5
3 Lukas TULOVIC	GER	KALEX	249.4	248.8	246.5	246.0	246.0	247.0	249.4
7 Barry BALTUS	BEL	KALEX	248.8	248.2	246.5	244.8	243.2	245.8	248.8
16 Joe ROBERTS	USA	KALEX	248.8	248.2	246.0	243.7	243.7	245.7	248.8
18 Manuel GONZALEZ	SPA	KALEX	248.8	245.4	244.8	244.8	244.8	245.5	248.8
24 Marcos RAMIREZ	SPA	FORWARD	248.8	247.7	247.1	244.8	243.7	246.4	248.8
54 Fermín ALDEGUER	SPA	BOSCOSCURO	248.8	247.1	246.5	245.4	244.8	246.5	248.8
22 Sam LOWES	GBR	KALEX	248.2	246.5	246.5	246.0	245.4	246.1	248.2
75 Albert ARENAS	SPA	KALEX	247.7	247.7	247.7	246.5	246.5	247.2	247.7
84 Zonta VD GOORBERGH	NED	KALEX	247.7	246.5	244.8	243.2	243.2	244.8	247.7
11 Sergio GARCIA	SPA	KALEX	247.1	246.5	246.0	245.4	245.4	246.0	247.1
23 Taiga HADA	JPN	KALEX	246.5	246.0	246.0	245.4	245.4	245.9	246.5
28 Izan GUEVARA	SPA	KALEX	246.5	246.5	246.5	245.4	245.4	245.9	246.5
71 Dennis FOGGIA	ITA	KALEX	246.5	246.0	246.0	245.4	245.4	245.9	246.5
12 Filip SALAC	CZE	KALEX	246.0	245.4	245.4	245.4	244.8	245.4	246.0
96 Jake DIXON	GBR	KALEX	246.0	246.0	245.4	245.4	245.4	245.6	246.0
4 Sean Dylan KELLY	USA	KALEX	245.4	244.8	244.8	244.8	244.3	244.7	245.4
21 Alonso LOPEZ	SPA	BOSCOSCURO	245.4	244.3	244.3	244.3	243.2	244.3	245.4
40 Aron CANET	SPA	KALEX	244.8	244.3	243.7	243.2	237.3	242.7	244.8
72 Borja GOMEZ	SPA	KALEX	244.8	244.8	244.8	244.8	244.8	244.8	244.8
52 Jeremy ALCOBA	SPA	KALEX	244.3	243.7	243.2	243.2	243.2	243.5	244.3
79 Ai OGURA	JPN	KALEX	244.3	244.3	243.7	243.7	243.2	243.7	244.3
64 Bo BENDSNEYDER	NED	KALEX	243.2	242.6	242.6	242.1	242.1	242.4	243.2
99 Carlos TATAY	SPA	KALEX	243.2	242.6	242.1	242.1	242.1	242.4	243.2
27 Kasma DANIEL	MAL	KALEX	242.1	241.6	241.6	241.6	241.6	241.7	242.1

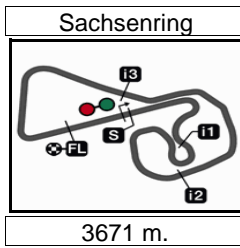
These data/results cannot be reproduced, stored and/or transmitted in whole or in part by any manner of electronic, mechanical, photocopying, recording, broadcasting or otherwise now known or herein after developed without the previous express consent by the copyright owner, except for reproduction in daily press and regular printed publications on sale to the public within 60 days of the event related to those data/results and always provided that copyright symbol appears together as follows below.

© DORNA, 2023

Official MotoGP Timing by TISSOT
www.motogp.com



Sachsenring, Friday, June 16, 2023



LIQUI MOLY MOTORRAD GRAND PRIX DEUTSCHLAND

Practice Nr. 2

Chronological Analysis of Performances

9

* Lap / Sector time cancelled T1 Time from finish line to 1st intermediate T3 Time from 2nd intermed. to 3rd intermed.
P Crossing the finish line in pit lane T2 Time from 1st intermed. to 2nd intermed. T4 Time from 3rd intermediate to finish line

Lap	Lap Time	T1	T2	T3	T4	Speed	Lap	Lap Time	T1	T2	T3	T4	Speed				
1st 14 Tony ARBOLINO Elf Marc VDS Racing ITA Runs=2 Total laps=21 Full laps=18 Valid laps=17							1	14'17.556	25.016	30.525	24.798	25.841					
2	1'43.027	22.704	30.010	23.907	26.406	240.0	2	1'38.100	21.729	28.259	23.107	25.005	243.7				
3	1'39.836	22.249	29.120	23.225	25.242	242.1	3	1'37.124	21.543	27.973	22.567	25.041	246.5				
4	1'38.056	21.517	28.415	23.151	24.973	242.1	4	1'35.830	21.297	27.796	22.175	24.562	246.5				
5	1'36.313	21.297	27.852	22.551	24.613	244.8	5	1'34.758	21.043	27.305	21.855	24.555	246.5				
6	1'37.135	21.208	28.382	22.691	24.854	246.5	6	1'39.287 P	21.048	27.244	22.725*	28.270	245.4				
7	1'35.814	21.246	27.485	22.304	24.779	246.0	7	5'40.242 *	22.875	28.919	23.530*	25.170					
8	1'35.980	21.067	27.246	22.648	25.019	246.0	8	1'50.405	20.796	27.177	36.382	26.050	246.0				
9	1'35.352	21.030	27.403	22.224	24.695	246.0	9	1'32.987	20.626	26.967	21.504	23.890	247.1				
10	1'35.451	20.897	26.908	22.645	25.001	245.4	10	1'30.384 *	20.017	26.239	20.830	23.298*	248.2				
11	1'34.351	20.830	26.706	22.279	24.536	246.0	11	1'30.819 *	20.39*	26.033	21.026	23.362*	250.0				
12	1'33.411	20.750	26.827	21.586	24.248	246.0	12	1'28.440	19.739	25.451	20.344	22.906	251.1				
13	1'34.663	20.623	27.050	22.509	24.481	244.8	13	1'30.163	20.125	25.760	20.812	23.466	253.5				
14	1'32.609	20.673	26.471	21.440	24.025	245.4	14	1'29.132	19.830	25.639	20.741	22.922	252.3				
15	1'41.751 P	22.206	28.155	22.661	28.729	243.7	15	1'27.152	19.364	25.084	20.257	22.447	251.7				
16	5'17.717	22.584	28.094	22.622	24.807		4th 24 Marcos RAMIREZ Forward Team SPA Runs=2 Total laps=12 Full laps=9 Valid laps=8										
17	1'31.696 *	20.97*	26.347	20.822	23.548	245.4	1	8'37.358	30.071	33.232	28.612	28.907					
18	1'28.917	19.766	25.502	20.669	22.980	248.2	2	1'46.682	23.795	31.104	24.992	26.791	228.8				
19	1'27.602	19.622	24.965	20.247	22.768	249.4	3	1'43.642	22.935	30.079	24.059	26.569	238.4				
20	1'27.461	19.437	24.793	20.493	22.738	251.1	4	1'58.445 P	28.414	31.778	25.434	32.819	239.4				
21	1'26.859	19.422	24.638	20.164	22.635	249.4	5	15'13.504	22.700	31.351	24.405	26.375					
2nd 54 Fermín ALDEGUER MB Conveyors Speed SPA Runs=2 Total laps=17 Full laps=14 Valid laps=14							6	1'37.408	21.574	28.284	22.279	25.271	243.7				
1	9'42.290	26.981	33.163	25.716	26.597		7	1'35.238	21.541	27.435	21.809	24.453	242.6				
2	1'42.806	23.100	29.700	24.401	25.605	236.3	8	1'32.716 *	20.54*	26.822	21.337	24.013	247.1				
3	1'39.191	21.935	28.647	23.664	24.945	242.6	9	1'30.891	20.480	26.049	20.858	23.504	243.2				
4	1'36.495	21.363	27.698	22.706	24.728	247.1	10	1'29.294	20.078	25.392	20.631	23.193	244.8				
5	1'36.002	21.254	27.404	22.733	24.611	244.3	11	1'28.134	19.632	25.120	20.595	22.787	247.7				
6	1'35.194	21.177	27.171	22.226	24.620	244.3	12	1'27.420	19.587	24.866	20.329	22.638	248.8				
7	1'34.574	20.865	26.943	22.209	24.557	243.2	5th 7 Barry BALTUS Fieten Olie Racing GP BEL Runs=2 Total laps=21 Full laps=18 Valid laps=18										
8	1'33.904	21.034	26.863	21.738	24.269	242.6	1	2'34.197	26.187	32.067	25.664	27.319					
9	1'33.825	20.978	26.916	21.673	24.258	244.3	2	1'44.090	22.999	30.211	24.577	26.303	236.3				
10	1'33.359	20.824	26.851	21.532	24.152	242.6	3	1'41.482	22.471	29.432	24.056	25.523	240.0				
11	1'38.513	22.822	28.897	22.513	24.281	244.8	4	1'39.034	22.089	28.473	23.461	25.011	239.4				
12	1'35.798 P	20.677	26.605	21.312	27.204	244.3	5	1'38.296	21.887	28.363	23.205	24.841	242.1				
13	8'00.840 *	22.152	29.152	22.525	24.736*		6	1'37.074	21.563	27.925	22.869	24.717	240.5				
14	1'32.028	20.658	26.444	21.207	23.719	242.6	7	1'36.765	21.397	27.895	22.750	24.723	242.1				
15	1'28.984	19.955	25.298	20.678	23.053	245.4	8	1'36.502	21.377	27.753	22.708	24.664	240.5				
16	1'28.211	19.633	25.305	20.530	22.743	246.5	9	1'36.006	21.387	27.405	22.508	24.706	241.6				
17	1'27.107	19.368	24.886	20.420	22.433	248.8	10	1'36.475	21.520	27.624	22.300	25.031	243.2				
3rd 35 Somkiat CHANTRA IDEMITSU Honda Tea THA Runs=2 Total laps=15 Full laps=12 Valid laps=10							11	1'37.621	21.212	27.604	23.544	25.261	243.2				
1	1'35.625	21.420	27.453	22.117	24.635	239.4	12	1'35.625	21.420	27.453	22.117	24.635	239.4				
2	1'35.362	21.090	27.277	22.359	24.636	240.0	13	1'35.362	21.090	27.277	22.359	24.636	240.0				

Fastest Lap: Tony ARBOLINO Elf Marc VDS Racing ITA 1'26.859 19.422 24.638 20.164 22.635

These data/results cannot be reproduced, stored and/or transmitted in whole or in part by any manner of electronic, mechanical, photocopying, recording, broadcasting or otherwise now known or herein after developed without the previous express consent by the copyright owner, except for reproduction in daily press and regular printed publications on sale to the public within 60 days of the event related to those data/results and always provided that copyright symbol appears together as follows below.
© DORNA, 2023



Practice Nr. 2

Moto2

Lap	Lap Time	T1	T2	T3	T4	Speed	Lap	Lap Time	T1	T2	T3	T4	Speed	
14	1'35.409	21.252	27.335	22.157	24.665	238.4	10	1'40.784 P	21.567	27.695	22.482	29.040	244.3	
15	1'34.679	21.004	27.262	21.952	24.461	240.5	11	12'26.773	23.052	29.675	23.133	25.011		
16	1'45.158 P	24.766	29.174	22.754	28.464	238.9	12	1'35.075	21.921	27.169	21.865	24.120	242.1	
17	7'02.245	24.055	29.395	21.924	24.105		13	1'32.256	20.588	26.024	21.666	23.978	246.0	
18	1'30.965	20.519	26.069	20.949	23.428	244.8	14	1'30.945 *	20.313	25.652	21.250	23.730*	244.8	
19	1'28.659	19.911	25.392	20.594	22.762	246.5	15	1'30.294	20.192	25.608	20.749	23.745	246.0	
20	1'27.844	19.517	25.083	20.533	22.711	248.2	16	1'30.638	20.404	25.522	21.258	23.454	249.4	
21	1'27.466	19.653	24.938	20.288	22.587	248.8	17	1'28.865	19.854	25.215	20.801	22.995	246.5	
							18	1'29.183 *	19.904	25.566*	20.755	22.958	248.8	
6th	22	Sam LOWES				Elf Marc VDS Racing	GBR							
		Runs=2	Total laps=12	Full laps=9	Valid laps=9									
1	16'01.526	28.733	30.533	23.859	26.466									
2	1'37.983	22.044	28.224	22.696	25.019	245.4								
3	1'36.325	21.508	27.949	22.203	24.665	245.4								
4	1'35.324	21.424	27.700	21.858	24.342	245.4								
5	1'34.718	21.240	27.521	21.698	24.259	244.8								
6	1'44.781 P	21.194	30.792	23.078	29.717	244.8								
7	8'49.418	26.890	30.982	22.285	24.041									
8	1'31.831	20.829	26.672	21.095	23.235	246.5								
9	1'29.942	20.410	25.882	20.659	22.991	245.4								
10	1'29.293	19.945	25.685	20.695	22.968	246.5								
11	1'28.430	19.919	25.447	20.408	22.656	246.0								
12	1'28.841	19.606	26.057	20.575	22.603	248.2								
7th	16	Joe ROBERTS				Italtrans Racing Team	USA							
		Runs=3	Total laps=18	Full laps=13	Valid laps=12									
1	3'40.949	25.936	31.594	26.141	27.603									
2	1'43.121	22.658	29.154	24.828	26.481	238.4								
3	1'40.927	22.395	28.638	24.153	25.741	236.3								
4	1'38.549	21.793	28.210	23.339	25.207	238.9								
5	1'38.799	21.670	27.858	23.968	25.303	242.6								
6	1'37.888	21.641	27.930	23.058	25.259	241.6								
7	1'44.319 P	21.731	28.336	24.088	30.164	243.2								
8	7'30.114	25.655	33.440	23.315	25.523									
9	1'36.371	21.366	27.403	22.664	24.938	243.2								
10	1'35.635	21.098	27.345	22.381	24.811	243.2								
11	1'34.801	20.923	27.069	22.104	24.705	243.7								
12	1'33.973	20.681	26.908	21.960	24.424	243.7								
13	1'33.448	20.621	26.760	21.817	24.250	243.7								
14	1'43.412 P	21.795	28.443	23.107	30.067	242.6								
15	5'23.574	24.061	28.236	22.755	24.817									
16	1'31.810	20.790	26.374	21.142	23.504	246.0								
17	1'28.800	19.860	25.249	20.665	23.026	248.2								
18	1'28.307 *	19.537	25.192*	20.678	22.900	248.8								
8th	3	Lukas TULOVIC				Liqui Moly Husqvarna	GER							
		Runs=2	Total laps=18	Full laps=15	Valid laps=13									
1	2'41.876	24.642	31.985	25.553	27.057									
2	1'43.797	23.734	29.779	24.099	26.185	236.8								
3	1'42.010	22.704	29.184	24.007	26.115	243.2								
4	1'41.319	22.417	29.035	23.819	26.048	244.3								
5	1'40.028	22.238	28.563	23.738	25.489	243.7								
6	1'38.992	22.165	28.321	23.509	24.997	244.8								
7	1'38.392	21.743	28.291	23.160	25.198	245.4								
8	1'37.114	21.611	27.944	22.818	24.741	246.0								
9	1'36.365	21.423	27.690	22.557	24.695	246.0								
9th	13	Celestino VIETTI				Fantic Racing	ITA							
		Runs=2	Total laps=22	Full laps=19	Valid laps=19									
1	2'55.749	25.356	32.052	27.588	28.509									
2	1'44.601	23.185	30.100	25.003	26.313	240.5								
3	1'42.422	22.524	29.387	24.500	26.011	243.7								
4	1'42.097	22.409	29.219	24.659	25.810	243.2								
5	1'40.589	22.075	29.229	23.968	25.317	246.0								
6	1'39.656	21.757	28.888	23.791	25.220	247.1								
7	1'39.312	21.749	28.696	23.752	25.115	246.0								
8	1'38.196	21.727	28.230	23.273	24.966	248.8								
9	1'37.297	21.616	28.007	22.973	24.701	244.3								
10	1'36.671	21.329	27.771	22.791	24.780	248.2								
11	1'37.199	21.344	27.992	22.788	25.075	248.2								
12	1'36.112	21.295	27.669	22.466	24.682	245.4								
13	1'36.451	21.067	27.172	23.149	25.063	244.8								
14	1'35.244	21.110	27.546	22.144	24.444	246.0								
15	1'34.264	20.771	27.045	21.958	24.490	247.7								
16	1'33.808	20.814	26.836	21.815	24.343	245.4								
17	1'49.496	27.097	34.403	23.012	24.984	244.8								
18	1'41.302 P	20.800	26.694	22.313	31.495	246.5								
19	5'57.217	20.899	27.933	25.073	25.070									
20	1'32.291	20.802	26.544	21.279	23.666	247.7								
21	1'29.530	20.111	25.554	20.910	22.955	247.7								
22	1'29.074	19.838	25.118	20.744	23.374	251.7								
10th	19	Lorenzo DALLA PO				Forward Team	ITA							
		Runs=2	Total laps=15	Full laps=12	Valid laps=11									
1	3'36.011	26.911	33.937	27.876	29.716									
2	1'49.581	24.649	31.474	26.204	27.254	218.6								
3	1'49.352	25.445	31.416	25.723	26.768	237.8								
4	1'42.853	23.001	29.615	24.245	25.992	237.3								
5	1'40.830	22.213	29.168	23.921	25.528	244.3								
6	1'41.777	22.322	29.338	24.588	25.529	243.2								
7	1'39.308	21.962	28.598	23.310	25.438	243.7								
8	1'38.660	21.549	28.514	23.264	25.333	245.4								
9	1'46.753 P	21.969	28.658	23.128	32.998	243.2								
10	15'23.045	27.376	31.328	23.903	26.095									
11	1'35.258 *	22.10*	27.920	21.375	23.856	246.0								
12	1'32.051	20.821	26.599	21.107	23.524	250.5								
13	1'30.550	20.388	25.796	20.837	23.529	248.2								
14	1'30.850	20.121	25.673	21.577	23.479	250.0								
15	1'29.442	20.020	25.955	20.591	22.876	251.1								
11th	84	Zonta VD GOORBE				Fieten Olie Racing GP	NED							
		Runs=2	Total laps=20	Full laps=17	Valid laps=16									
1	2'12.514	27.032	33.405	28.631	28.475									

Fastest Lap: Tony ARBOLINO Elf Marc VDS Racing ITA **1'26.859** 19.422 24.638 20.164 22.635

These data/results cannot be reproduced, stored and/or transmitted in whole or in part by any manner of electronic, mechanical, photocopying, recording, broadcasting or otherwise now known or herein after developed without the previous express consent by the copyright owner, except for reproduction in daily press and regular printed publications on sale to the public within 60 days of the event related to those data/results and always provided that copyright symbol appears together as follows below.
© DORNA, 2023

Practice Nr. 2

Moto2

Lap	Lap Time	T1	T2	T3	T4	Speed	Lap	Lap Time	T1	T2	T3	T4	Speed	
2	1'46.372	23.241	30.638	25.666	26.827	230.7	15	1'31.956	20.699	26.657	21.206	23.394	246.0	
3	1'41.988	22.359	29.188	24.240	26.201	240.0	16	1'33.193	20.625	27.112	21.524	23.932	247.7	
4	1'40.775	22.167	28.907	24.235	25.466	241.0	17	1'33.357 *	20.91 *	26.892	21.749	23.798	245.4	
5	1'39.817	21.917	28.457	23.913	25.530	241.0	18	1'31.051	20.456	26.365	21.052	23.178	245.4	
6	1'38.593	21.612	28.078	23.663	25.240	241.6	19	1'30.201	20.175	25.893	20.916	23.217	247.7	
7	1'39.850	21.496	28.852	24.261	25.241	242.6	20	1'38.497 P	21.006	26.982	21.757	28.752	247.7	
8	1'37.171	21.399	27.641	23.366	24.765	242.6	14th 37 Pedro ACOSTA						Red Bull KTM Ajo	SPA
9	1'36.063	21.100	27.383	22.897	24.683	243.2	Runs=1		Total laps=23		Full laps=21		Valid laps=18	
10	1'35.691	21.076	27.324	22.650	24.641	243.2	1	2'37.304	24.680	32.988	25.380	26.412		
11	1'34.993	20.947	27.125	22.479	24.442	243.2	2	1'42.205	22.988	29.689	23.947	25.581	243.2	
12	1'36.699	21.261	27.701	22.950	24.787	242.6	3	1'39.889	22.055	28.722	24.035	25.077	245.4	
13	1'34.932	20.954	26.982	22.541	24.455	242.1	4	1'37.597	21.776	28.226	22.773	24.822	247.1	
14	1'34.611	20.767	26.909	22.381	24.554	242.1	5	1'36.712	21.634	27.629	22.756	24.693	247.1	
15	1'45.919 P	22.997	28.337	24.049	30.536	219.0	6	1'35.397	21.192	27.556	22.344	24.305	247.7	
16	8'57.512	26.142	28.779	23.294	25.384		7	1'37.025	21.396	27.430	23.058	25.141	248.2	
17	1'33.809	21.277	26.718	21.689	24.125	242.1	8	1'42.961	23.320	28.383	24.360	26.898	247.7	
18	1'31.185 *	20.197	25.957	21.415	23.616*	244.8	9	1'34.670	21.177	27.105	21.891	24.497	248.8	
19	1'30.518	20.020	25.701	21.426	23.371	247.7	10	1'39.238	23.270	28.289	22.217	25.462	248.8	
20	1'29.798	19.791	25.440	21.313	23.254	246.5	11	1'34.457 *	20.921	26.984	21.840	24.712*	248.8	
12th 15 Darryn BINDER							Liqui Moly Husqvarna		RSA					
Runs=2		Total laps=16		Full laps=13		Valid laps=12								
1	2'30.955	27.090	33.115	27.027	27.912		12	1'33.691	20.913	26.861	21.634	24.283	247.1	
2	1'44.307	22.691	30.358	24.900	26.358	240.5	13	1'33.121	20.798	26.717	21.518	24.088	246.5	
3	1'41.991	22.310	29.764	24.433	25.484	244.8	14	1'33.658	20.845	26.692	21.948	24.173	247.1	
4	1'38.590	21.642	28.470	23.384	25.094	246.5	15	1'32.632	20.634	26.552	21.399	24.047	247.1	
5	1'38.035	21.538	28.284	23.235	24.978	247.7	16	1'31.773	20.482	26.337	21.078	23.876	248.2	
6	1'36.725	21.570	27.755	22.662	24.738	244.8	17	1'31.729 *	20.523	26.146	21.308*	23.752	248.2	
7	1'36.524	21.342	27.881	22.562	24.739	248.2	18	1'31.062	20.304	26.051	20.992	23.715	248.2	
8	1'37.115	21.477	27.863	23.006	24.769	249.4	19	1'30.712	20.305	25.999	20.980	23.428	249.4	
9	1'36.489	21.161	27.919	22.611	24.798	247.1	20	1'35.635	20.271	26.960	23.139	25.265	250.0	
10	1'41.270 P	21.433	28.079	22.540	29.218	247.7	21	1'32.248 *	20.47*	26.581	21.404	23.784	250.0	
11	13'49.324	24.861	31.881	24.702	27.323		22	1'31.452	20.650	26.162	21.107	23.533	250.5	
12	1'39.031	22.414	29.162	22.924	24.531	245.4	23	1'35.999 P	20.213	25.866	21.099	28.821	249.4	
13	1'33.176 *	21.29*	26.715	21.442	23.724	247.7	15th 96 Jake DIXON						Polar Cube GASGAS	GBR
14	1'31.318	20.511	26.218	21.212	23.377	251.7	Runs=2		Total laps=18		Full laps=15		Valid laps=14	
15	1'30.707	20.379	25.779	20.912	23.637	248.8	1	6'55.381	28.588	31.423	25.433	26.115		
16	1'30.078	20.231	25.577	21.127	23.143	248.2	2	1'40.537	22.354	28.224	23.547	26.412	242.6	
unfinished		19.790				250.5	3	1'37.485	21.840	27.618	23.037	24.990	242.6	
13th 75 Albert ARENAS							Red Bull KTM Ajo		SPA					
Runs=2		Total laps=20		Full laps=16		Valid laps=14								
1	2'40.973	24.748	31.883	25.790	26.561		4	1'36.192	21.945	27.303	22.457	24.487	246.0	
2	1'42.301	22.426	29.878	24.364	25.633	243.2	5	1'35.644	21.371	27.194	22.297	24.782	244.3	
3	1'40.057	22.005	29.060	23.715	25.277	242.6	6	1'34.968	21.157	27.126	22.070	24.615	244.8	
4	1'38.980	21.768	28.792	23.501	24.919	242.6	7	1'34.313	21.041	27.100	21.876	24.296	245.4	
5	1'38.229	21.880	28.482	23.128	24.739	244.8	8	1'35.217	21.071	27.944	21.853	24.349	246.0	
6	1'37.213	21.484	28.089	23.067	24.573	245.4	9	1'33.411	20.836	26.639	21.511	24.425	244.3	
7	1'36.513	21.379	27.885	22.684	24.565	245.4	10	1'58.953	20.728	26.819	46.587	24.819	245.4	
8	1'35.538	21.110	27.682	22.435	24.311	246.5	11	1'32.589	20.920	26.524	21.184	23.961	242.6	
9	1'35.170	21.201	27.455	22.173	24.341	246.5	12	1'32.089	20.651	26.491	21.053	23.894	244.3	
10	1'41.451 P	21.193	27.451	22.482	30.325	245.4	13	1'33.628	20.595	27.586	21.269	24.178	243.7	
11	7'33.391	22.083	28.452	23.068	24.618		14	1'31.983 *	20.673	26.260	21.161*	23.889*	245.4	
12	1'34.945	21.374	27.465	22.043	24.063	244.8	15	1'31.062	20.373	26.142	20.903	23.644	244.8	
13	1'33.563 *	20.825	27.006	21.787*	23.945	246.0	16	1'36.706	20.305	28.507	23.524	24.370	245.4	
14	1'33.750	20.797	26.860	22.036	24.057	245.4	17	1'34.133 P	20.332	25.928	21.427	26.446	244.8	
							18	8'56.870	25.363	28.918	22.631	26.015		

Fastest Lap: Tony ARBOLINO Elf Marc VDS Racing ITA **1'26.859** 19.422 24.638 20.164 22.635

These data/results cannot be reproduced, stored and/or transmitted in whole or in part by any manner of electronic, mechanical, photocopying, recording, broadcasting or otherwise now known or herein after developed without the previous express consent by the copyright owner, except for reproduction in daily press and regular printed publications on sale to the public within 60 days of the event related to those data/results and always provided that copyright symbol appears together as follows below.
© DORNA, 2023

Official MotoGP Timing by TISSOT
www.motogp.com

Sachsenring, Friday, June 16, 2023

Page 3 of 6



Practice Nr. 2

Moto2

Lap	Lap Time	T1	T2	T3	T4	Speed	Lap	Lap Time	T1	T2	T3	T4	Speed	
16th	12	Filip SALAC QJMOTOR Gresini M CZE						15	1'31.767	20.388	26.184	21.461	23.734	248.8
		Runs=2	Total laps=15	Full laps=12	Valid laps=10									
1	4'52.984	27.541	30.237	24.424	26.480									
2	1'39.799	22.328	28.772	23.483	25.216	238.4								
3	1'38.356	21.634	28.224	23.566	24.932	242.6								
4	1'37.604	21.497	28.078	23.177	24.852	243.7								
5	1'37.769	21.548	28.212	23.236	24.773	244.8								
6	1'37.256	21.328	27.890	23.337	24.701	245.4								
7	1'36.644	21.242	27.776	22.954	24.672	245.4								
8	1'36.624	21.171	27.729	23.018	24.706	243.7								
9	1'36.182	21.292	27.276	22.690	24.924	243.7								
10	1'45.653 P	22.931	30.397	23.371	28.954	241.6								
11	14'30.808	23.517	29.556	23.059	24.832									
12	1'35.549	21.495	27.617	21.900	24.537	242.1								
13	1'32.779 *	20.799	26.568	21.620	23.792*	243.2								
14	1'32.998 *	20.251	26.733	21.181	24.833*	246.0								
15	1'31.330	20.219	25.794	21.703	23.614	245.4								
17th	11	Sergio GARCIA Pons Wegow Los40 SPA												
		Runs=3	Total laps=19	Full laps=14	Valid laps=12									
1	3'00.107	23.790	32.086	26.812	27.273									
2	1'42.052	22.619	29.215	23.994	26.224	243.7								
3	1'41.845	22.269	29.355	24.399	25.822	242.6								
4	1'39.862	21.801	28.648	23.978	25.435	243.7								
5	1'39.576	21.790	28.712	23.763	25.311	244.8								
6	1'40.895	22.069	28.960	23.890	25.976	244.3								
7	1'39.329	22.144	28.467	23.487	25.231	244.8								
8	1'38.682	22.194	28.265	23.343	24.880	244.3								
9	1'36.782	21.298	27.848	22.826	24.810	245.4								
10	1'36.396	21.326	27.642	22.720	24.708	245.4								
11	1'44.518 P	21.383	29.547	23.874	29.714	245.4								
12	6'42.896	23.945	29.717	22.539	24.651									
13	1'35.253 *	21.109	27.321	22.412*	24.411	243.2								
14	1'33.878	20.860	27.068	21.832	24.118	244.3								
15	1'38.630 P	20.737	26.935	23.228	27.730	244.8								
16	5'03.260	22.386	29.067	23.087	24.869									
17	1'33.156	21.001	26.627	21.577	23.951	246.0								
18	1'31.338	20.107	26.907	20.868	23.456	247.1								
19	1'29.302 *	19.928	25.629*	20.771	22.974	246.5								
18th	18	Manuel GONZALEZ Correos Prepago Yam SPA												
		Runs=2	Total laps=15	Full laps=12	Valid laps=12									
1	6'42.825	24.172	32.973	27.188	28.648									
2	1'46.868	23.234	30.923	25.645	27.066	236.3								
3	1'43.291	22.463	29.980	24.970	25.878	241.6								
4	1'42.121	22.766	29.090	24.472	25.793	244.3								
5	1'40.414	21.984	28.846	23.784	25.800	244.8								
6	1'39.630	21.783	28.829	23.638	25.380	244.8								
7	1'38.941	21.659	28.585	23.377	25.320	244.8								
8	1'49.159	24.314	28.867	23.725	32.253	244.8								
9	1'38.376	21.692	28.473	22.945	25.266	243.7								
10	1'39.202	21.578	28.032	23.105	26.487	243.7								
11	1'38.141	21.682	28.300	23.138	25.021	245.4								
12	1'37.368	21.516	27.919	22.702	25.231	244.8								
13	1'39.742 P	21.412	27.761	22.581	27.988	243.2								
14	12'04.843	20.748	26.524	22.460	31.921									
19th	40	Aron CANET Pons Wegow Los40 SPA												
		Runs=1	Total laps=6	Full laps=4	Valid laps=4									
1	21'03.548	23.545	30.048	23.387	25.837									
2	1'36.210	21.856	27.201	22.296	24.857	237.3								
3	1'34.735	21.329	26.891	21.914	24.601	243.7								
4	1'33.094	20.902	26.604	21.491	24.097	244.3								
5	1'31.915	20.510	26.204	21.251	23.950	244.8								
6	1'40.404 P	21.436	26.768	21.677	30.523	243.2								
20th	21	Alonso LOPEZ MB Conveyors Speed SPA												
		Runs=2	Total laps=14	Full laps=11	Valid laps=11									
1	6'54.605	24.395	30.480	25.092	26.377									
2	1'40.060	22.306	28.198	23.746	25.810	238.9								
3	1'37.467	21.593	28.029	23.050	24.795	239.4								
4	1'35.743	21.377	27.239	22.502	24.625	238.9								
5	1'37.261	21.204	27.473	23.381	25.203	238.9								
6	1'37.190	21.973	27.825	22.639	24.753	234.7								
7	1'34.646	21.082	27.104	21.919	24.541	239.4								
8	1'37.536	20.905	28.990	22.664	24.977	244.3								
9	1'34.142	20.897	26.684	21.983	24.578	243.2								
10	1'33.347	20.627	26.594	21.598	24.528	242.6								
11	1'33.289	20.625	26.725	21.466	24.473	244.3								
12	1'32.520	20.532	26.490	21.306	24.192	244.3								
13	1'43.490 P	21.904	30.426	22.690	28.470	245.4								
14	5'54.568	21.215	28.279	22.083	24.884									
21st	71	Dennis FOGGIA Italtrans Racing Team ITA												
		Runs=2	Total laps=23	Full laps=20	Valid laps=19									
1	3'52.265	28.636	32.717	27.097	28.293									
2	1'47.232	23.461	31.222	25.591	26.958	238.9								
3	1'44.174	24.044	29.825	24.457	25.848	240.5								
4	1'41.794	22.664	29.509	24.136	25.485	242.1								
5	1'40.462	21.966	29.086	23.994	25.416	244.8								
6	1'39.665	22.006	28.909	23.630	25.120	244.3								
7	1'38.627	21.772	28.506	23.287	25.062	244.3								
8	1'37.746	21.702	28.190	23.032	24.822	244.3								
9	1'37.247	21.470	28.065	22.900	24.812	243.7								
10	1'38.663	21.389	28.021	24.063	25.190	244.3								
11	1'36.626	21.455	27.686	22.726	24.759	242.6								
12	1'36.171	21.216	27.486	22.770	24.699	244.3								
13	1'35.960	21.013	27.577	22.502	24.868	244.3								
14	1'35.696	20.966	27.605	22.475	24.650	243.7								
15	1'35.205	20.892	27.388	22.463	24.462	244.3								
16	1'46.434 P	24.944	28.988	23.968	28.534	243.2								
17	2'34.351	21.794	28.559	21.908	24.225									
18	1'42.650	23.549	32.235	22.633	24.233	245.4								
19	1'33.698	20.771	26.872	21.842	24.213	246.5								
20	1'40.856	22.766	29.411	23.068	25.611	246.0								
21	1'33.681	20.755	27.023	21.954	23.949	244.8								
22	1'33.137	20.639	26.899	21.716	23.883	245.4								
23	1'32.683 *	20.510	26.659*	21.709	23.805	246.0								

Fastest Lap: Tony ARBOLINO Elf Marc VDS Racing ITA **1'26.859** 19.422 24.638 20.164 22.635

These data/results cannot be reproduced, stored and/or transmitted in whole or in part by any manner of electronic, mechanical, photocopying, recording, broadcasting or otherwise now known or herein after developed without the previous express consent by the copyright owner, except for reproduction in daily press and regular printed publications on sale to the public within 60 days of the event related to those data/results and always provided that copyright symbol appears together as follows below.
© DORNA, 2023



Practice Nr. 2

Moto2

Lap	Lap Time	T1	T2	T3	T4	Speed	Lap	Lap Time	T1	T2	T3	T4	Speed	
22nd	4	Sean Dylan KELLY OnlyFans American R USA						13	1'36.004	21.148	27.528	22.561	24.767	244.8
		Runs=2	Total laps=15	Full laps=12	Valid laps=12		14	1'35.227	21.017	27.291	22.387	24.532	243.7	
1	5'31.249	28.675	32.526	26.316	27.196		15	1'34.709	21.135	27.158	22.109	24.307	243.2	
2	1'43.743	22.874	29.924	24.627	26.318	238.9		unfinished	20.945	26.976			243.2	
3	1'41.401	22.407	29.205	24.186	25.603	241.6								
4	1'39.307	21.750	28.563	23.748	25.246	243.2	25th	79	Ai OGURA IDEMITSU Honda Tea JPN					
5	1'38.150	21.433	28.364	23.396	24.957	243.7			Runs=2	Total laps=17	Full laps=13	Valid laps=11		
6	1'37.796	21.414	28.095	23.222	25.065	243.7	1	6'31.482	31.324	32.707	24.716	26.740		
7	1'37.604	21.410	28.174	23.120	24.900	244.3	2	1'43.457	23.728	29.735	23.803	26.191	236.8	
8	1'36.777	21.278	27.852	22.841	24.806	244.8	3	1'40.346	22.604	29.010	23.249	25.483	238.4	
9	1'36.114	21.180	27.609	22.720	24.605	243.7	4	1'39.082	22.128	28.665	22.864	25.425	242.1	
10	1'41.171	21.176	31.532	23.262	25.201	244.3	5	1'39.568	22.074	29.080	23.006	25.408	242.6	
11	1'36.301	21.237	27.786	22.520	24.758	244.3	6	1'38.302	21.877	28.459	22.744	25.222	241.6	
12	1'44.482 P	23.567	29.366	22.990	28.559	243.7	7	1'37.327	21.633	28.237	22.358	25.099	243.2	
13	6'02.378	22.577	28.154	22.814	25.434		8	1'36.932	21.514	28.153	22.160	25.105	244.3	
14	1'34.054	20.774	27.121	21.898	24.261	244.8	9	1'36.701	21.467	27.925	22.213	25.096	243.7	
15	1'33.982	20.722	26.976	22.005	24.279	244.8	10	1'36.635	21.641	27.744	22.043	25.207	242.1	
	unfinished	20.841	29.206	21.947	245.4		11	1'36.096 *	21.290	27.637	21.928	25.241*	243.2	
							12	1'34.812	21.053	27.456	21.598	24.705	243.7	
23rd	23	Taiga HADA Pertamina Mandalika JPN						13	1'34.875	21.156	27.403	21.583	24.733	244.3
		Runs=2	Total laps=20	Full laps=17	Valid laps=16		14	1'34.135 *	21.069	27.253	21.399*	24.414	242.1	
1	2'12.547	23.498	31.245	27.993	27.954		15	1'54.482 P	23.719	32.491	26.444	31.828	241.6	
2	1'47.116	24.557	30.590	25.075	26.894	240.5	16	5'03.295	24.739	31.673	21.812	25.565		
3	1'43.339	23.020	29.866	24.431	26.022	242.6	17	1'46.029 P	21.340	30.745	22.207	31.737	243.2	
4	1'40.714	22.404	29.086	23.681	25.543	240.5								
5	1'40.322	22.322	29.039	23.471	25.490	242.6	26th	64	Bo BENDSNEYDER Pertamina Mandalika NED					
6	1'42.790	22.129	28.833	25.385	26.443	243.7			Runs=2	Total laps=22	Full laps=19	Valid laps=17		
7	1'39.234	21.994	28.635	23.470	25.135	244.3	1	2'56.023	24.257	31.041	26.530	28.469		
8	1'39.326	21.844	28.489	23.637	25.356	246.5	2	1'46.114	23.178	30.206	25.408	27.322	236.3	
9	1'37.681	21.689	28.234	22.853	24.905	245.4	3	1'43.214	22.655	29.413	24.713	26.433	236.8	
10	1'38.448	21.774	28.224	22.977	25.473	245.4	4	1'41.652	22.161	28.967	24.349	26.175	240.5	
11	1'47.107 P	23.765	28.773	23.455	31.114	244.3	5	1'40.347	21.873	28.566	24.064	25.844	241.6	
12	8'35.925 *	23.463	28.172	23.249*	25.109		6	1'41.478	22.267	29.407	24.040	25.764	242.6	
13	1'36.967	21.617	27.831	22.738	24.781	241.0	7	1'39.488	21.687	28.327	23.810	25.664	240.5	
14	1'35.472	21.389	27.360	22.224	24.499	242.1	8	1'38.731	21.585	28.048	23.532	25.566	242.6	
15	1'36.500	22.135	27.641	22.214	24.510	242.1	9	1'38.375	21.442	27.739	23.352	25.842	241.6	
16	1'37.387 *	21.39*	27.453	22.693	25.850	244.8	10	1'37.773	21.419	27.730	23.210	25.414	242.1	
17	1'34.674	21.168	27.300	21.983	24.223	246.0	11	1'37.217	21.361	27.595	22.966	25.295	242.1	
18	1'37.438	21.124	27.253	23.024	26.037	243.7	12	1'42.002	24.690	28.722	23.153	25.437	241.6	
19	1'34.574	21.117	27.038	22.431	23.988	241.6	13	1'36.591	21.306	27.287	22.730	25.268	240.5	
20	1'35.006	20.927	27.448	22.199	24.432	246.0	14	1'36.091	21.077	27.254	22.702	25.058	241.6	
							15	1'36.127	20.948	27.201	22.623	25.355	242.1	
24th	72	Borja GOMEZ Fantic Racing SPA						16	1'35.292 *	20.962	26.905	22.569*	24.856	240.5
		Runs=1	Total laps=15	Full laps=14	Valid laps=14		17	1'35.299	20.908	26.966	22.445	24.980	241.0	
1	2'56.185	25.169	31.878	27.593	28.742		18	1'35.317	21.259	26.957	22.224	24.877	240.0	
2	1'45.543	23.342	30.081	25.386	26.734	233.7	19	1'37.485	22.215	28.503	22.099	24.668	241.6	
3	1'42.720	22.478	29.491	24.679	26.072	241.0	20	1'35.851 *	21.00*	27.335	22.441	25.066	242.1	
4	1'40.839	22.130	29.026	23.971	25.712	243.2	21	1'39.682 P	20.924	26.856	22.073	29.829	243.2	
5	1'40.585	21.934	29.029	24.034	25.588	244.3	22	4'51.560 *	22.342	27.475*	22.685	24.844		
6	1'39.590	21.764	28.615	23.777	25.434	244.3								
7	1'39.566	21.828	28.809	23.643	25.286	242.6	27th	52	Jeremy ALCOBA QJMOTOR Gresini M SPA					
8	1'38.130	21.576	28.058	23.434	25.062	244.8			Runs=1	Total laps=12	Full laps=10	Valid laps=10		
9	1'37.292	21.416	28.007	22.929	24.940	244.8	1	5'07.405	24.709	31.293	26.769	28.216		
10	1'36.804	21.335	27.875	22.891	24.703	244.8	2	1'45.697	23.680	29.707	25.011	27.299	227.3	
11	1'38.712	21.336	28.109	23.701	25.566	244.8	3	1'42.734	22.691	29.047	24.387	26.609	232.7	
12	1'36.531	21.210	27.562	22.785	24.974	244.3	4	1'39.749	22.264	28.182	23.612	25.691	240.0	

Fastest Lap: Tony ARBOLINO Elf Marc VDS Racing ITA **1'26.859** 19.422 24.638 20.164 22.635

These data/results cannot be reproduced, stored and/or transmitted in whole or in part by any manner of electronic, mechanical, photocopying, recording, broadcasting or otherwise now known or herein after developed without the previous express consent by the copyright owner, except for reproduction in daily press and regular printed publications on sale to the public within 60 days of the event related to those data/results and always provided that copyright symbol appears together as follows below.
© DORNA, 2023

Practice Nr. 2

Moto2

Lap	Lap Time	T1	T2	T3	T4	Speed	Lap	Lap Time	T1	T2	T3	T4	Speed
5	1'39.176	21.880	27.820	23.904	25.572	243.7	7	1'38.249	21.797	28.166	23.412	24.874	242.1
6	1'38.937	21.605	27.929	23.615	25.788	242.6	8	1'38.067	21.832	28.124	23.151	24.960	242.1
7	1'38.116	21.546	27.675	23.266	25.629	242.6	9	1'37.837	21.794	27.897	23.113	25.033	241.6
8	1'36.554	21.329	27.324	22.747	25.154	242.6	10	1'37.723	21.987	27.874	22.902	24.960	237.8
9	1'36.291	21.247	27.299	22.680	25.065	244.3	11	1'38.433	21.474	27.803	23.924	25.232	242.1
10	1'35.951	21.189	27.199	22.416	25.147	243.2	12	1'36.657	21.526	27.447	22.640	25.044	241.6
11	1'35.340	21.146	27.062	22.263	24.869	243.2	13	1'36.119	21.273	27.333	22.552	24.961	243.2
12	1'40.692 P	21.197	27.303	22.670	29.522	243.2	14	1'36.810	21.291	27.563	22.523	25.433	242.6
28th 28 Izan GUEVARA Polar Cube GASGAS SPA							15	1'35.820	21.253	27.381	22.230	24.956	241.6
Runs=3 Total laps=16 Full laps=12 Valid laps=11							16	1'43.015 P	22.692	27.782	22.830	29.711	241.6

1	5'16.113 P	23.447	33.667	27.047	32.598	
2	6'16.639	24.534	31.785	24.904	26.368	
3	1'42.033	22.751	29.980	23.936	25.366	243.2
4	1'39.492	22.015	29.113	23.349	25.015	246.5
5	1'39.355	21.775	29.247	23.087	25.246	245.4
6	1'38.175	21.763	28.918	22.644	24.850	246.5
7	1'38.571	21.510	28.271	23.482	25.308	246.5
8	1'37.630	21.570	28.386	22.768	24.906	244.8
9	1'37.169	21.436	28.235	22.371	25.127	244.3
10	1'37.802	21.468	28.260	22.525	25.549	243.2
11	1'37.323	21.626	28.205	22.529	24.963	243.7
12	1'39.128 *	22.571	29.480	22.356*	24.721	245.4
13	1'35.513	21.255	27.597	22.175	24.486	244.3
14	1'35.489	21.236	27.596	21.925	24.732	245.4
15	1'40.362 P	21.112	27.384	22.308	29.558	245.4
16	7'15.498	19.948	28.414	22.019	24.056	

29th 27 Kasma DANIEL Correos Prepagos Yam MAL						
Runs=2 Total laps=17 Full laps=13 Valid laps=12						
1	3'52.414	28.940	33.380	27.155	28.825	
2	1'47.334	23.744	30.899	25.969	26.722	232.2
3	1'42.447	22.886	29.658	24.189	25.714	241.0
4	1'40.539	22.204	29.117	23.812	25.406	240.0
5	1'41.694	22.647	29.404	24.166	25.477	241.6
6	1'39.647	22.054	28.846	23.518	25.229	239.4
7	1'40.623	22.779	29.263	23.303	25.278	240.5
8	1'37.685	21.617	28.142	22.850	25.076	241.6
9	1'37.425	21.538	28.211	22.518	25.158	241.6
10	1'47.874 P	22.597	29.966	23.291	32.020	240.0
11	9'32.864	30.929	29.566	23.985	25.337	
12	1'37.579	21.775	28.105	22.824	24.875	237.8
13	1'40.257	21.627	28.303	24.212	26.115	239.4
14	1'37.044	21.434	28.040	22.640	24.930	241.6
15	1'35.885 *	21.070	27.672	22.504	24.639*	242.1
16	1'35.522	21.040	27.730	22.373	24.379	241.0
17	1'41.204 P	20.969	28.236	22.638	29.361	241.6

30th 99 Carlos TATAY OnlyFans American R SPA						
Runs=1 Total laps=16 Full laps=14 Valid laps=14						
1	2'44.472	26.717	35.140	27.552	28.839	
2	1'48.768	24.221	31.612	26.059	26.876	234.2
3	1'43.394	22.647	29.640	24.863	26.244	240.5
4	1'42.297	22.793	29.209	24.556	25.739	239.4
5	1'40.785	22.325	28.783	24.004	25.673	240.5
6	1'39.169	22.063	28.447	23.657	25.002	240.0

Fastest Lap: Tony ARBOLINO Elf Marc VDS Racing ITA **1'26.859** 19.422 24.638 20.164 22.635

These data/results cannot be reproduced, stored and/or transmitted in whole or in part by any manner of electronic, mechanical, photocopying, recording, broadcasting or otherwise now known or herein after developed without the previous express consent by the copyright owner, except for reproduction in daily press and regular printed publications on sale to the public within 60 days of the event related to those data/results and always provided that copyright symbol appears together as follows below.
© DORNA, 2023


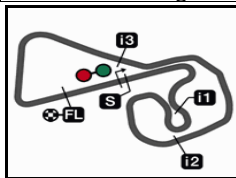
Official MotoGP Timing by TISSOT
www.motogp.com

Sachsenring, Friday, June 16, 2023

Page 6 of 6



Sachsenring

Results and timing service provided by  TISSOT

3671 m.

LIQUI MOLY MOTORRAD GRAND PRIX DEUTSCHLAND

Practice Nr. 2

Best Partial Times

Moto2™

IT Ideal Lap Time, sum of the best partial times

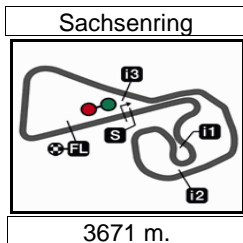
BT Best Lap Time

T1		T2		T3		T4				IT	BT	
Pos	Rider	Time	Rider	Time	Rider	Time	Rider	Time	Pos	Rider	IT	BT
1	S.CHANTRA	19.364	T.ARBOLINO	24.638	T.ARBOLINO	20.164	F.ALDEGUER	22.433	1	T.ARBOLINO	1'26.859	1'26.859 (1)
2	F.ALDEGUER	19.368	M.RAMIREZ	24.866	S.CHANTRA	20.257	S.CHANTRA	22.447	2	F.ALDEGUER	1'27.107	1'27.107 (2)
3	T.ARBOLINO	19.422	F.ALDEGUER	24.886	B.BALTUS	20.288	B.BALTUS	22.587	3	S.CHANTRA	1'27.152	1'27.152 (3)
4	B.BALTUS	19.517	B.BALTUS	24.938	M.RAMIREZ	20.329	S.LOWES	22.603	4	B.BALTUS	1'27.330	1'27.466 (5)
5	J.ROBERTS	19.537	S.CHANTRA	25.084	S.LOWES	20.408	T.ARBOLINO	22.635	5	M.RAMIREZ	1'27.420	1'27.420 (4)
6	M.RAMIREZ	19.587	C.VIETTI	25.118	F.ALDEGUER	20.420	M.RAMIREZ	22.638	6	S.LOWES	1'28.064	1'28.430 (6)
7	S.LOWES	19.606	L.TULOVIC	25.215	L.DALLA PORTA	20.591	L.DALLA PORTA	22.876	7	J.ROBERTS	1'28.351	1'28.800 (7)
8	D.BINDER	19.790	J.ROBERTS	25.249	J.ROBERTS	20.665	J.ROBERTS	22.900	8	C.VIETTI	1'28.655	1'29.074 (9)
9	Z.VD GOORBER	19.791	Z.VD GOORBER	25.440	C.VIETTI	20.744	C.VIETTI	22.955	9	L.TULOVIC	1'28.776	1'28.865 (8)
10	C.VIETTI	19.838	S.LOWES	25.447	L.TULOVIC	20.749	L.TULOVIC	22.958	10	L.DALLA PORTA	1'29.160	1'29.442 (10)
11	L.TULOVIC	19.854	D.BINDER	25.577	S.GARCIA	20.771	S.GARCIA	22.974	11	D.BINDER	1'29.422	1'30.078 (12)
12	S.GARCIA	19.928	L.DALLA PORTA	25.673	J.DIXON	20.903	D.BINDER	23.143	12	Z.VD GOORBER	1'29.798	1'29.798 (11)
13	L.DALLA PORTA	20.020	F.SALAC	25.794	D.BINDER	20.912	A.ARENAS	23.178	13	A.ARENAS	1'30.162	1'30.201 (13)
14	A.ARENAS	20.175	P.ACOSTA	25.866	A.ARENAS	20.916	Z.VD GOORBER	23.254	14	S.GARCIA	1'30.300	(-1)
15	P.ACOSTA	20.213	A.ARENAS	25.893	P.ACOSTA	20.980	P.ACOSTA	23.428	15	P.ACOSTA	1'30.487	1'30.712 (14)
16	F.SALAC	20.219	J.DIXON	25.928	F.SALAC	21.181	F.SALAC	23.614	16	J.DIXON	1'30.780	1'31.062 (15)
17	J.DIXON	20.305	M.GONZALEZ	26.184	A.CANET	21.251	J.DIXON	23.644	17	F.SALAC	1'30.808	(-1)
18	M.GONZALEZ	20.388	A.CANET	26.204	A.LOPEZ	21.306	M.GONZALEZ	23.734	18	M.GONZALEZ	1'31.767	(-1)
19	A.CANET	20.510	A.LOPEZ	26.490	Z.VD GOORBER	21.313	D.FOGGIA	23.805	19	A.CANET	1'31.915	(-1)
20	D.FOGGIA	20.510	S.GARCIA	26.627	M.GONZALEZ	21.461	A.CANET	23.950	20	A.LOPEZ	1'32.520	(-1)
21	A.LOPEZ	20.532	B.BENDSNEYDE	26.856	A.OGURA	21.583	T.HADA	23.988	21	D.FOGGIA	1'32.896	(-1)
22	S.KELLY	20.722	D.FOGGIA	26.872	D.FOGGIA	21.709	I.GUEVARA	24.056	22	S.KELLY	1'33.857	(-1)
23	B.BENDSNEYDE	20.908	S.KELLY	26.976	S.KELLY	21.898	A.LOPEZ	24.192	23	T.HADA	1'33.936	(-1)
24	T.HADA	20.927	B.GOMEZ	26.976	I.GUEVARA	21.925	S.KELLY	24.261	24	A.OGURA	1'34.303	(-1)

These data/results cannot be reproduced, stored and/or transmitted in whole or in part by any manner of electronic, mechanical, photocopying, recording, broadcasting or otherwise now known or herein after developed without the previous express consent by the copyright owner, except for reproduction in daily press and regular printed publications on sale to the public within 60 days of the event related to those data/results and always provided that copyright symbol appears together as follows below.
© DORNA, 2023

Official MotoGP Timing by TISSOT
www.motogp.com





Results and timing service provided by **TISSOT**

LIQUI MOLY MOTORRAD GRAND PRIX DEUTSCHLAND

Practice Nr. 2

Best Partial Times

Moto2™

IT Ideal Lap Time, sum of the best partial times

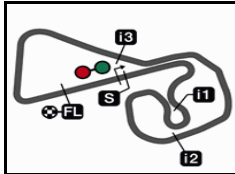
BT Best Lap Time

		T1		T2		T3		T4					
<i>Pos</i>	<i>Rider</i>	<i>Time</i>	<i>Rider</i>	<i>Time</i>	<i>Rider</i>	<i>Time</i>	<i>Rider</i>	<i>Time</i>	<i>Rider</i>	<i>Pos</i>	<i>Rider</i>	<i>IT</i>	<i>BT</i>
25	B.GOMEZ	20.945	T.HADA	27.038	T.HADA	21.983	B.GOMEZ	24.307		25	B.GOMEZ	1'34.337	(-1)
26	K.DANIEL	20.969	J.ALCOBA	27.062	B.BENDSNEYDE	22.073	K.DANIEL	24.379		26	I.GUEVARA	1'34.477	(-1)
27	A.OGURA	21.053	A.OGURA	27.253	B.GOMEZ	22.109	A.OGURA	24.414		27	B.BENDSNEY	1'34.505	(-1)
28	I.GUEVARA	21.112	C.TATAY	27.333	C.TATAY	22.230	B.BENDSNEYDE	24.668		28	J.ALCOBA	1'35.340	(-1)
29	J.ALCOBA	21.146	I.GUEVARA	27.384	J.ALCOBA	22.263	J.ALCOBA	24.869		29	K.DANIEL	1'35.393	(-1)
30	C.TATAY	21.253	K.DANIEL	27.672	K.DANIEL	22.373	C.TATAY	24.874		30	C.TATAY	1'35.690	(-1)

These data/results cannot be reproduced, stored and/or transmitted in whole or in part by any manner of electronic, mechanical, photocopying, recording, broadcasting or otherwise now known or herein after developed without the previous express consent by the copyright owner, except for reproduction in daily press and regular printed publications on sale to the public within 60 days of the event related to those data/results and always provided that copyright symbol appears together as follows below.
© DORNA, 2023

Official MotoGP Timing by **TISSOT**
www.motogp.com





3671 m.

LIQUI MOLY MOTORRAD GRAND PRIX DEUTSCHLAND

Practice Nr. 2

Fastest Laps Sequence

Practice Time	 Rider	Nation	Motorcycle	Time	Km/h	Rider's Lap
3'58.886	84 Zonta VD GOORBERGH	NED	KALEX	1'46.372	124.2	2
4'15.262	15 Darryn BINDER	RSA	KALEX	1'44.307	126.6	2
4'18.287	7 Barry BALTUS	BEL	KALEX	1'44.090	126.9	2
4'19.509	37 Pedro ACOSTA	SPA	KALEX	1'42.205	129.3	2
4'42.159	11 Sergio GARCIA	SPA	KALEX	1'42.052	129.4	2
5'40.874	84 Zonta VD GOORBERGH	NED	KALEX	1'41.988	129.5	3
5'59.398	37 Pedro ACOSTA	SPA	KALEX	1'39.889	132.3	3
6'32.783	12 Filip SALAC	CZE	KALEX	1'39.799	132.4	2
7'35.843	15 Darryn BINDER	RSA	KALEX	1'38.590	134.0	4
7'36.995	37 Pedro ACOSTA	SPA	KALEX	1'37.597	135.4	4
9'13.707	37 Pedro ACOSTA	SPA	KALEX	1'36.712	136.6	5
10'49.104	37 Pedro ACOSTA	SPA	KALEX	1'35.397	138.5	6
15'00.207	96 Jake DIXON	GBR	KALEX	1'34.968	139.1	6
15'43.760	37 Pedro ACOSTA	SPA	KALEX	1'34.670	139.5	9
16'34.520	96 Jake DIXON	GBR	KALEX	1'34.313	140.1	7
19'43.148	96 Jake DIXON	GBR	KALEX	1'33.411	141.4	9
21'21.997	21 Alonso LOPEZ	SPA	BOSCOSCURO	1'33.347	141.5	10
22'04.267	37 Pedro ACOSTA	SPA	KALEX	1'33.121	141.9	13
23'14.690	96 Jake DIXON	GBR	KALEX	1'32.589	142.7	11
24'27.806	21 Alonso LOPEZ	SPA	BOSCOSCURO	1'32.520	142.8	12
24'46.779	96 Jake DIXON	GBR	KALEX	1'32.089	143.5	12
26'42.330	37 Pedro ACOSTA	SPA	KALEX	1'31.773	144.0	16
29'23.452	96 Jake DIXON	GBR	KALEX	1'31.062	145.1	15
31'15.833	37 Pedro ACOSTA	SPA	KALEX	1'30.712	145.6	19
35'50.575	14 Tony ARBOLINO	ITA	KALEX	1'28.917	148.6	18
35'55.932	35 Somkiat CHANTRA	THA	KALEX	1'28.440	149.4	12
37'18.177	14 Tony ARBOLINO	ITA	KALEX	1'27.602	150.8	19
38'45.638	14 Tony ARBOLINO	ITA	KALEX	1'27.461	151.1	20
40'00.732	24 Marcos RAMIREZ	SPA	FORWARD	1'27.420	151.1	12
40'12.497	14 Tony ARBOLINO	ITA	KALEX	1'26.859	152.1	21

These data/results cannot be reproduced, stored and/or transmitted in whole or in part by any manner of electronic, mechanical, photocopying, recording, broadcasting or otherwise now known or herein after developed without the previous express consent by the copyright owner, except for reproduction in daily press and regular printed publications on sale to the public within 60 days of the event related to those data/results and always provided that copyright symbol appears together as follows below.

© DORNA, 2023

Official MotoGP Timing by TISSOT
www.motogp.com

Sachsenring, Friday, June 16, 2023

