
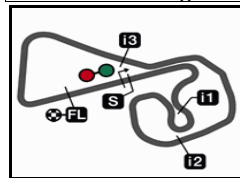


Sachsenring

Results and timing service provided by **MotoGP™****LIQUI MOLY MOTORRAD GRAND PRIX DEUTSCHLAND**

3671 m.

Qualifying Results**20A**

	Rider	Nation	Team	Motorcycle	Time	Lap	Total	Gap	Top Speed
1	1 Francesco BAGNAIA	ITA	Ducati Lenovo Team	DUCATI	Q2	1'21.409	9 10		299.1
2	10 Luca MARINI	ITA	Mooney VR46 Racing Team	DUCATI	Q2	1'21.487	8 9	0.078 0.078	299.1
3	43 Jack MILLER	AUS	Red Bull KTM Factory Racing	KTM	Q2	1'21.492	8 9	0.083 0.005	298.3
4	5 Johann ZARCO	FRA	Prima Pramac Racing	DUCATI	Q2	1'21.765	7 7	0.356 0.273	295.8
5	72 Marco BEZZECCHI	ITA	Mooney VR46 Racing Team	DUCATI	Q2	1'21.936	5 7	0.527 0.171	302.5
6	89 Jorge MARTIN	SPA	Prima Pramac Racing	DUCATI	Q2	1'21.995	8 10	0.586 0.059	300.8
7	93 Marc MARQUEZ	SPA	Repsol Honda Team	HONDA	Q2	1'22.013	6 6	0.604 0.018	294.2
8	73 Alex MARQUEZ	SPA	Gresini Racing MotoGP	DUCATI	Q2	1'22.044	8 10	0.635 0.031	296.7
9	33 Brad BINDER	RSA	Red Bull KTM Factory Racing	KTM	Q2	1'22.047	8 9	0.638 0.003	299.1
10	41 Aleix ESPARGARO	SPA	Aprilia Racing	APRILIA	Q2	1'22.222	7 9	0.813 0.175	294.2
11	23 Enea BASTIANINI	ITA	Ducati Lenovo Team	DUCATI	Q2	1'22.239	8 10	0.830 0.017	300.8
12	20 Fabio QUARTARARO	FRA	Monster Energy Yamaha MotoGP	YAMAHA	Q2	1'22.421	9 10	1.012 0.182	293.4
13	12 Maverick VIÑALES	SPA	Aprilia Racing	APRILIA	Q1	1'27.269	6 8 (*)	2.614	288.7
14	49 Fabio DI GIANNANTONI	ITA	Gresini Racing MotoGP	DUCATI	Q1	1'27.692	7 7 (*)	3.037 0.423	289.5
15	37 Augusto FERNANDEZ	SPA	GASGAS Factory Racing Tech3	KTM	Q1	1'27.734	5 7 (*)	3.079 0.042	286.4
16	88 Miguel OLIVEIRA	POR	CryptoDATA RNF MotoGP Team	APRILIA	Q1	1'27.882	6 8 (*)	3.227 0.148	288.7
17	21 Franco MORBIDELLI	ITA	Monster Energy Yamaha MotoGP	YAMAHA	Q1	1'27.908	9 9 (*)	3.253 0.026	288.7
18	30 Takaaki NAKAGAMI	JPN	LCR Honda IDEMITSU	HONDA	Q1	1'28.404	7 9 (*)	3.749 0.496	281.2
19	25 Raul FERNANDEZ	SPA	CryptoDATA RNF MotoGP Team	APRILIA	Q1	1'29.119	8 10 (*)	4.464 0.715	287.2
20	94 Jonas FOLGER	GER	GASGAS Factory Racing Tech3	KTM	Q1	1'29.712	6 8 (*)	5.057 0.593	281.9

* **Gap with the fastest rider in the Q1 session.**

Pole Position:		Francesco BAGNAIA	1'21.409	162.3 Km/h
Q1 Best Lap:	Lap 9	Brad BINDER	(*) 1'24.655	156.1 Km/h
Best Race Lap:	2019	Marc MARQUEZ	1'21.228	162.6 Km/h
All Time Lap Record:	2022	Francesco BAGNAIA	1'19.765	165.6 Km/h

The results are provisional until the end of the limit for protest and appeals.


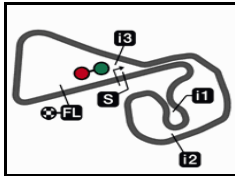
Time limit for protest expires 60' after publication of the results - Time:

These data/results cannot be reproduced, stored and/or transmitted in whole or in part by any manner of electronic, mechanical, photocopying, recording, broadcasting or otherwise now known or herein after developed without the previous express consent by the copyright owner, except for reproduction in daily press and regular printed publications on sale to the public within 60 days of the event related to those data/results and always provided that copyright symbol appears together as follows below.

© DORNA, 2023

Official MotoGP Timing by TISSOT
www.motogp.com**Sachsenring, Saturday, June 17, 2023**

Sachsenring

Results and timing service provided by **MotoGP™****LIQUI MOLY MOTORRAD GRAND PRIX DEUTSCHLAND****Qualifying Nr. 2****Classification**

3671 m.

20

	<i>Rider</i>	<i>Nation</i>	<i>Team</i>	<i>Motorcycle</i>	<i>Time</i>	<i>Lap</i>	<i>Total</i>	<i>Gap</i>	<i>Top Speed</i>
1	1 Francesco BAGNAIA	ITA	Ducati Lenovo Team	DUCATI	1'21.409	9	10		299.1
2	10 Luca MARINI	ITA	Mooney VR46 Racing Team	DUCATI	1'21.487	8	9	0.078 0.078	299.1
3	43 Jack MILLER	AUS	Red Bull KTM Factory Racing	KTM	1'21.492	8	9	0.083 0.005	298.3
4	5 Johann ZARCO	FRA	Prima Pramac Racing	DUCATI	1'21.765	7	7	0.356 0.273	295.8
5	72 Marco BEZZECCHI	ITA	Mooney VR46 Racing Team	DUCATI	1'21.936	5	7	0.527 0.171	302.5
6	89 Jorge MARTIN	SPA	Prima Pramac Racing	DUCATI	1'21.995	8	10	0.586 0.059	300.8
7	93 Marc MARQUEZ	SPA	Repsol Honda Team	HONDA	1'22.013	6	6	0.604 0.018	294.2
8	73 Alex MARQUEZ	SPA	Gresini Racing MotoGP	DUCATI	1'22.044	8	10	0.635 0.031	296.7
9	33 Brad BINDER	RSA	Red Bull KTM Factory Racing	KTM	1'22.047	8	9	0.638 0.003	299.1
10	41 Aleix ESPARGARO	SPA	Aprilia Racing	APRILIA	1'22.222	7	9	0.813 0.175	294.2
11	23 Enea BASTIANINI	ITA	Ducati Lenovo Team	DUCATI	1'22.239	8	10	0.830 0.017	300.8
12	20 Fabio QUARTARARO	FRA	Monster Energy Yamaha MotoGP	YAMAHA	1'22.421	9	10	1.012 0.182	293.4

Practice condition: Dry

Air: 19°

Humidity: 77%

Ground: 26°

Fastest Lap:	Lap: 9	Francesco BAGNAIA	1'21.409	162.3 Km/h
Best Race Lap:	2019	Marc MARQUEZ	1'21.228	162.6 Km/h
All Time Lap Record:	2022	Francesco BAGNAIA	1'19.765	165.6 Km/h

The results are provisional until the end of the limit for protest and appeals.


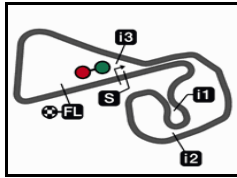
Time limit for protest expires 30' after publication of the results - Time:

These data/results cannot be reproduced, stored and/or transmitted in whole or in part by any manner of electronic, mechanical, photocopying, recording, broadcasting or otherwise now known or herein after developed without the previous express consent by the copyright owner, except for reproduction in daily press and regular printed publications on sale to the public within 60 days of the event related to those data/results and always provided that copyright symbol appears together as follows below.

© DORNA, 2023

Official MotoGP Timing by **TISSOT**
www.motogp.com**Sachsenring, Saturday, June 17, 2023**

Sachsenring

Results and timing service provided by **MotoGP™**

3671 m.

LIQUI MOLY MOTORRAD GRAND PRIX DEUTSCHLAND**Qualifying Nr. 2****Top Speed & Average****21**

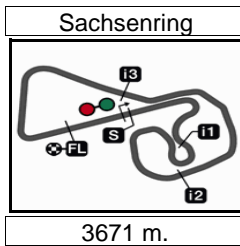
<i>Rider</i>	<i>Nation</i>	<i>Motorcycle</i>	<i>Top 5 speeds</i>					<i>Average</i>	<i>Top</i>
72 Marco BEZZECCHI	ITA	DUCATI	302.5	301.6	300.8	299.1	295.8	300.0	302.5
23 Enea BASTIANINI	ITA	DUCATI	300.8	299.1	297.5	296.7	296.7	298.2	300.8
89 Jorge MARTIN	SPA	DUCATI	300.8	299.1	297.5	297.5	296.7	298.3	300.8
1 Francesco BAGNAIA	ITA	DUCATI	299.1	298.3	298.3	297.5	295.8	297.8	299.1
10 Luca MARINI	ITA	DUCATI	299.1	298.3	295.8	295.0	293.4	296.3	299.1
33 Brad BINDER	RSA	KTM	299.1	299.1	298.3	296.7	295.8	297.8	299.1
43 Jack MILLER	AUS	KTM	298.3	298.3	296.7	296.7	295.8	297.2	298.3
73 Alex MARQUEZ	SPA	DUCATI	296.7	296.7	295.0	295.0	293.4	295.4	296.7
5 Johann ZARCO	FRA	DUCATI	295.8	295.8	295.0	292.6	286.4	293.1	295.8
41 Aleix ESPARGARO	SPA	APRILIA	294.2	292.6	291.8	291.1	290.3	292.0	294.2
93 Marc MARQUEZ	SPA	HONDA	293.4	292.6	292.6	281.2		290.0	294.2
20 Fabio QUARTARARO	FRA	YAMAHA	293.4	293.4	293.4	292.6	292.6	293.1	293.4

These data/results cannot be reproduced, stored and/or transmitted in whole or in part by any manner of electronic, mechanical, photocopying, recording, broadcasting or otherwise now known or herein after developed without the previous express consent by the copyright owner, except for reproduction in daily press and regular printed publications on sale to the public within 60 days of the event related to those data/results and always provided that copyright symbol appears together as follows below.

© DORNA, 2023

Official MotoGP Timing by **TISSOT**
www.motogp.com

**Sachsenring, Saturday, June 17, 2023**



Results and timing service provided by **TISSOT**

MotoGP™

LIQUI MOLY MOTORRAD GRAND PRIX DEUTSCHLAND

Qualifying Nr. 2

Chronological Analysis of Performances

22

* Lap / Sector time cancelled T1 Time from finish line to 1st intermediate T3 Time from 2nd intermed. to 3rd intermed.
P Crossing the finish line in pit lane T2 Time from 1st intermed. to 2nd intermed. T4 Time from 3rd intermediate to finish line
**Tyre data subject to further updates

Lap	Lap Time	T1	T2	T3	T4	Speed	Lap	Lap Time	T1	T2	T3	T4	Speed	
1st	1	Francesco BAGNAIA DUCATI ITA						Run #	2	Front Tyre Slick-Soft		Rear Tyre Slick-Soft		
		Ducati Lenovo Team							5 Laps at start					New Tyre
		Runs=2	Total laps=10	Full laps=7	Valid laps=4		6	3'18.782	19.966	24.437	19.754	22.093		
Run #	1	Front Tyre Slick-Soft		Rear Tyre Slick-Soft			7	1'22.161	18.047	23.397	19.077	21.640	296.7	
		New Tyre		New Tyre			8	1'21.492	17.825	23.246	19.025	21.396	298.3	
1	2'15.086	20.079	25.917	20.525	23.769		9	1'24.212 *	17.825	23.298	19.156*	23.933*	298.3	
2	1'24.285	18.714	23.828	19.357	22.386	294.2								
3	1'23.460 *	18.170	23.720	19.098	22.472*	295.8								
4	1'22.714 *	18.176	23.573	18.915	22.050*	294.2								
5	1'22.299	18.167	23.403	18.893	21.836	295.0								
6	1'22.028	17.997	23.485	18.844	21.702	297.5								
7	1'27.612 P	18.105	24.468	19.467	25.572	298.3								
Run #	2	Front Tyre Slick-Soft		Rear Tyre Slick-Soft										
		7 Laps at start		New Tyre										
8	2'25.344	19.084	24.522	19.297	21.706									
9	1'21.409	17.930	23.491	18.807	21.181	299.1								
10	1'34.730 *	24.962*	27.635	20.008	22.125	298.3								
4th	5	Johann ZARCO DUCATI FRA						Run #	1	Front Tyre Slick-Soft		Rear Tyre Slick-Soft		
		Prima Pramac Racing							5 Laps at start					New Tyre
		Runs=2	Total laps=7	Full laps=4	Valid laps=2		6	3'30.859	34.583	25.193	19.599	22.097		
Run #	1	Front Tyre Slick-Soft		Rear Tyre Slick-Soft			7	1'21.765	18.033	23.236	18.855	21.641	295.8	
		New Tyre		New Tyre				unfinished	25.579	31.210			295.8	
1	1'59.528	19.188	25.854	20.129	25.001									
2	1'24.431	18.504	23.848	19.059	23.020	292.6								
3	1'27.129 *	18.995	24.548	19.920	23.666*	284.9								
4	1'23.294 *	18.243	23.525	18.968	22.558*	295.0								
5	1'40.707 P	20.231	29.667	21.365	29.444	286.4								
Run #	2	Front Tyre Slick-Soft		Rear Tyre Slick-Soft										
		5 Laps at start		New Tyre										
6	3'30.859	34.583	25.193	19.599	22.097									
7	1'21.765	18.033	23.236	18.855	21.641	295.8								
		unfinished	25.579	31.210		295.8								
5th	72	Marco BEZZECCHI DUCATI ITA						Run #	1	Front Tyre Slick-Soft		Rear Tyre Slick-Soft		
		Mooney VR46 Racing Team							5 Laps at start					New Tyre
		Runs=2	Total laps=7	Full laps=4	Valid laps=5		6	3'50.371	24.303	24.888	20.542	27.054		
Run #	1	Front Tyre Slick-Soft		Rear Tyre Slick-Soft			7	1'23.121	18.378	23.774	19.211	21.758	295.0	
		New Tyre		New Tyre			8	1'21.487	17.919	23.317	18.908	21.343	298.3	
1	1'48.447	19.200	25.530	21.037	25.139		9	1'21.628	17.861	23.324	18.943	21.500	299.1	
2	1'27.000	19.099	24.415	19.631	23.855	280.5								
3	1'24.104	18.357	23.729	19.216	22.802	295.8								
4	1'22.976	18.276	23.596	19.064	22.040	293.4								
5	1'30.118 P	18.557	24.385	20.141	27.035	290.3								
Run #	2	Front Tyre Slick-Soft		Rear Tyre Slick-Soft										
		5 Laps at start		New Tyre										
6	3'50.371	24.303	24.888	20.542	27.054									
7	1'23.121	18.378	23.774	19.211	21.758	295.0								
8	1'21.487	17.919	23.317	18.908	21.343	298.3								
9	1'21.628	17.861	23.324	18.943	21.500	299.1								
Run #	2	Front Tyre Slick-Soft		Rear Tyre Slick-Soft										
		5 Laps at start		New Tyre										
4	1'24.482	18.634	24.238	19.377	22.233									
5	1'21.936	18.008	23.385	18.998	21.545	300.8								
6	1'21.363 *	17.888	23.257	19.003*	21.215*	301.6								
7	1'37.706 *	23.844*	31.266	20.326	22.270	302.5								
6th	89	Jorge MARTIN DUCATI SPA						Run #	1	Front Tyre Slick-Soft		Rear Tyre Slick-Soft		
		Prima Pramac Racing							5 Laps at start					New Tyre
		Runs=2	Total laps=10	Full laps=7	Valid laps=5		6	1'21.363 *	17.888	23.257	19.003*	21.215*	301.6	
Run #	1	Front Tyre Slick-Soft		Rear Tyre Slick-Soft			7	1'37.706 *	23.844*	31.266	20.326	22.270	302.5	
		New Tyre		New Tyre										
1	1'47.438	19.553	25.659	21.537	24.647									
2	1'26.954	18.710	24.685	20.226	23.333	292.6								
3	1'24.111	18.232	23.820	19.637	22.422	295.8								
4	1'23.344	18.150	23.548	19.463	22.183	293.4								
5	1'31.939 P	20.799	25.199	19.855	26.086	296.7								
Run #	2	Front Tyre Slick-Soft		Rear Tyre Slick-Soft										
		5 Laps at start		New Tyre										
1	1'51.291	19.946	26.023	21.333	24.805									
2	1'26.328	18.855	24.178	19.555	23.740	293.4								

Fastest Lap: Francesco BAGNAIA Ducati Lenovo Team ITA **1'21.409** 17.930 23.491 18.807 21.181

These data/results cannot be reproduced, stored and/or transmitted in whole or in part by any manner of electronic, mechanical, photocopying, recording, broadcasting or otherwise now known or herein after developed without the previous express consent by the copyright owner, except for reproduction in daily press and regular printed publications on sale to the public within 60 days of the event related to those data/results and always provided that copyright symbol appears together as follows below.
© DORNA, 2023



Qualifying Nr. 2

MotoGP

Lap	Lap Time	T1	T2	T3	T4	Speed	Lap	Lap Time	T1	T2	T3	T4	Speed	
3	1'27.204	18.325	23.597	19.724	25.558	296.7	7	1'22.526	18.075	23.435	19.212	21.804	296.7	
4	1'23.589	18.159	23.438	18.873	23.119	297.5	8	1'22.047	18.061	23.415	19.113	21.458	298.3	
5	1'22.561	18.210	23.472	18.868	22.011	297.5	9	1'22.734 *	17.895	23.349	19.607*	21.883*	299.1	
6	1'29.045 P	18.438	24.405	20.386	25.816	295.8	10th 41 Aleix ESPARGARO APRILIA SPA							
Run # 2		Front Tyre Slick-Soft		Rear Tyre Slick-Soft			Aprilia Racing		Runs=2		Total laps=9		Full laps=6 Valid laps=3	
		6 Laps at start		New Tyre			Front Tyre Slick-Soft		Rear Tyre Slick-Soft					
		New Tyre		New Tyre										
7	2'57.275	20.961	26.650	19.345	22.165		1	1'57.583	18.623	25.412	20.113	24.437		
8	1'21.995	18.013	23.472	19.104	21.406	299.1	2	1'26.089	18.877	24.278	19.590	23.344	287.2	
9	1'21.445 *	17.900	23.174	18.767*	21.604*	300.8	3	1'24.604 *	18.411	23.877	19.291	23.025*	290.3	
10	1'32.795 *	25.319*	27.165	19.279	21.032	275.5	4	1'26.775 P	18.390	23.687	19.222	25.476	291.1	
7th 93 Marc MARQUEZ HONDA SPA							Run # 2 Front Tyre Slick-Soft Rear Tyre Slick-Soft							
Repsol Honda Team		Runs=2		Total laps=6		Full laps=3		Valid laps=3						
		New Tyre		New Tyre										
1	1'48.084	19.053	25.365	21.534	25.127		5	4'12.914	18.313	24.106	19.492	21.969		
2	1'27.049	18.977	24.225	19.899	23.948	281.2	6	1'22.857	18.299	23.432	19.025	22.101	291.8	
3	3'33.298 P	18.283	23.553	19.167	2'32.295	292.6	7	1'22.222	18.087	23.393	18.916	21.826	294.2	
Run # 2 Front Tyre Slick-Soft Rear Tyre Slick-Soft							8	1'29.352 *	18.141	26.920	20.763*	23.528*	292.6	
		3 Laps at start		New Tyre			9	1'40.833 *	24.039*	30.314	22.810	23.670	265.3	
		New Tyre		New Tyre			11th 23 Enea BASTIANINI DUCATI ITA							
4	4'33.647	18.835	24.429	19.576	24.239		Ducati Lenovo Team		Runs=2		Total laps=10		Full laps=7 Valid laps=3	
5	1'22.659	18.223	23.509	19.187	21.740	292.6			Front Tyre Slick-Soft		Rear Tyre Slick-Soft			
6	1'22.013	18.025	23.398	19.174	21.416	293.4			New Tyre		New Tyre			
Run # 2 Front Tyre Slick-Soft Rear Tyre Slick-Soft							1	2'04.086	19.594	26.617	20.495	23.611		
		3 Laps at start		New Tyre			2	1'26.750	18.857	24.623	20.152	23.118	291.1	
		New Tyre		New Tyre			3	1'24.976 *	18.379	24.168	19.611	22.818*	295.0	
1	1'46.720	19.599	26.225	21.191	24.587		4	1'23.876 *	18.300	23.872	19.416	22.288*	296.7	
2	1'26.632	19.203	24.637	19.863	22.929	281.2	5	1'23.728	18.172	23.824	19.351	22.381	296.7	
3	1'24.383	18.648	24.060	19.390	22.285	292.6	6	1'30.650 P	19.186	24.802	19.819	26.843	293.4	
4	1'23.715	18.308	23.917	19.230	22.260	292.6	Run # 2 Front Tyre Slick-Soft Rear Tyre Slick-Soft							
5	1'31.144 P	20.484	24.766	19.641	26.253	293.4			6 Laps at start		New Tyre			
Run # 2 Front Tyre Slick-Soft Rear Tyre Slick-Soft							7	2'39.699	18.631	24.241	19.312	22.328		
		5 Laps at start		New Tyre			8	1'22.239	18.047	23.554	19.077	21.561	299.1	
		New Tyre		New Tyre			9	1'22.639 *	17.910	23.355	19.183*	22.191*	300.8	
6	3'06.263	19.152	24.556	19.941	22.228		10	1'24.777 *	18.745*	24.413	19.372	22.247	297.5	
7	1'22.657	18.314	23.582	19.155	21.606	295.0	12th 20 Fabio QUARTARARO YAMAHA FRA							
8	1'22.044	18.127	23.482	19.077	21.358	295.0	Monster Energy Yamaha MotoGP		Runs=2		Total laps=10		Full laps=7 Valid laps=6	
9	1'22.639 *	18.062	23.457	19.030*	22.090*	296.7			Front Tyre Slick-Soft		Rear Tyre Slick-Soft			
10	1'31.752 *	21.081*	28.243	20.091	22.337	296.7			New Tyre		New Tyre			
9th 33 Brad BINDER KTM RSA							1	1'46.512	18.890	26.487	21.171	24.763		
Red Bull KTM Factory Racing		Runs=2		Total laps=9		Full laps=6		Valid laps=5						
		New Tyre		New Tyre										
1	1'50.171	19.866	25.614	20.934	24.001		2	1'27.033	18.993	24.789	19.959	23.292	289.5	
2	1'25.967	18.749	24.366	19.824	23.028	295.8	3	1'24.914	18.668	24.144	19.488	22.614	291.8	
3	1'27.694	21.207	24.318	19.613	22.556	299.1	4	1'23.921	18.479	23.753	19.293	22.396	288.7	
4	1'23.644	18.324	23.788	19.243	22.289	295.0	5	1'27.219 P	18.218	23.661	19.403	25.937	293.4	
5	1'32.373 P	20.420	25.104	19.831	27.018	292.6	Run # 2 Front Tyre Slick-Soft Rear Tyre Slick-Soft							
Run # 2 Front Tyre Slick-Soft Rear Tyre Slick-Soft									5 Laps at start		New Tyre			
		5 Laps at start		New Tyre					New Tyre		New Tyre			
6	3'16.490	19.311	24.535	19.758	22.108		6	2'21.850	18.220	24.071	19.465	22.337		
							7	1'23.258	18.070	23.523	19.219	22.446	292.6	
							8	1'22.532	18.030	23.446	19.243	21.813	292.6	
							9	1'22.421	18.027	23.558	19.144	21.692	293.4	
							10	1'22.178 *	17.977	23.355	19.185*	21.661*	293.4	

Fastest Lap: Francesco BAGNAIA Ducati Lenovo Team ITA **1'21.409** 17.930 23.491 18.807 21.181

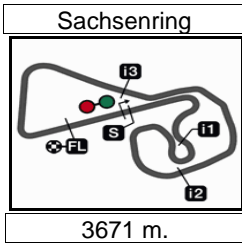
These data/results cannot be reproduced, stored and/or transmitted in whole or in part by any manner of electronic, mechanical, photocopying, recording, broadcasting or otherwise now known or herein after developed without the previous express consent by the copyright owner, except for reproduction in daily press and regular printed publications on sale to the public within 60 days of the event related to those data/results and always provided that copyright symbol appears together as follows below.
© DORNA, 2023

Official MotoGP Timing by TISSOT
www.motogp.com

Sachsenring, Saturday, June 17, 2023

Page 2 of 2





Results and timing service provided by **TISSOT**

MotoGP™

LIQUI MOLY MOTORRAD GRAND PRIX DEUTSCHLAND

Provisional Starting Grid

Race : 30 laps = 110.13 km

23



1	1 1'21.409 1 Francesco BAGNAIA Ducati	2 1'21.487 10 Luca MARINI Ducati	3 1'21.492 43 Jack MILLER KTM
2	4 1'21.765 5 Johann ZARCO Ducati	5 1'21.936 72 Marco BEZZECCHI Ducati	6 1'21.995 89 Jorge MARTIN Ducati
3	7 1'22.013 93 Marc MARQUEZ Honda	8 1'22.044 73 Alex MARQUEZ Ducati	9 1'22.047 33 Brad BINDER KTM
4	10 1'22.222 41 Aleix ESPARGARO Aprilia	11 1'22.239 23 Enea BASTIANINI Ducati	12 1'22.421 20 Fabio QUARTARARO Yamaha
5	13 1'27.269 12 Maverick VIÑALES Aprilia	14 1'27.692 49 Fabio DI GIANNANTONIO Ducati	15 1'27.734 37 Augusto FERNANDEZ KTM
6	16 1'27.882 88 Miguel OLIVEIRA Aprilia	17 1'27.908 21 Franco MORBIDELLI Yamaha	18 1'28.404 30 Takaaki NAKAGAMI Honda
7	19 1'29.119 25 Raul FERNANDEZ Aprilia	20 1'29.712 94 Jonas FOLGER KTM	

The results are provisional until the end of the limit for protest and appeals and until the ratification of the Event Management Committee.

Time limit for protest expires 60' at the latest after publication of the results - Time:

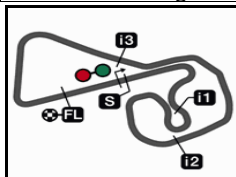
These data/results cannot be reproduced, stored and/or transmitted in whole or in part by any manner of electronic, mechanical, photocopying, recording, broadcasting or otherwise now known or herein after developed without the previous express consent by the copyright owner, except for reproduction in daily press and regular printed publications on sale to the public within 60 days of the event related to those data/results and always provided that copyright symbol appears together as follows below.

© DORNA, 2023

Official MotoGP Timing by **TISSOT**
www.motogp.com



Sachsenring, Saturday, June 17, 2023



3671 m.

LIQUI MOLY MOTORRAD GRAND PRIX DEUTSCHLAND

MotoGP™

BMW M Award - Best Qualifier MotoGP 2023

24

Rider	Nation	Points	POR	ARG	AME	SPA	FRA	ITA	GER	NED	GBR	AUT	CAT	RSM	IND	JPN	INA	AUS	THA	MAL	QAT	VAL
1 BAGNAIA Francesco	ITA	122	20	16	25	11	25	25	25													
2 MARINI Luca	ITA	76	7	9	16	8	16	13	20													
3 MILLER Jack	AUS	66	11	-	6	20	13	11	16													
4 MARTIN Jorge	SPA	65	16	8	4	16	11	10	10													
5 BEZZECCHI Marco	ITA	63	8	20	11	4	9	9	11													
6 MARQUEZ Alex	SPA	62	3	25	13	5	8	16	8													
7 ESPARGARO Aleix	SPA	57	4	7	10	25	5	8	6													
8 MARQUEZ Marc	SPA	54	25	-	-	-	20	20	9													
9 ZARCO Johann	FRA	52	6	10	7	9	7	7	13													
10 VIÑALES Maverick	SPA	48	9	11	8	7	10	3	3													
11 BINDER Brad	RSA	33	1	1	5	13	6	5	7													
12 QUARTARARO Fabio	FRA	28	5	6	9	1	3	1	4													
13 RINS Alex	SPA	24	-	4	20	-	-	6	-													
14 OLIVEIRA Miguel	POR	24	13	-	1	10	-	-	-													
15 MORBIDELLI Franco	ITA	18	-	13	2	3	-	2	-													
16 BASTIANINI Enea	ITA	15	10	-	-	-	-	4	5													
17 NAKAGAMI Takaaki	JPN	13	-	5	-	6	2	-	-													
18 DI GIANNANTONIO Fabio	ITA	7	-	2	-	2	1	-	2													
19 FERNANDEZ Augusto	SPA	5	-	-	-	-	4	-	1													
20 MIR Joan	SPA	5	2	-	3	-	-	-	-													
21 FERNANDEZ Raul	SPA	3	-	3	-	-	-	-	-													

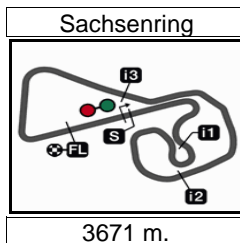
These data/results cannot be reproduced, stored and/or transmitted in whole or in part by any manner of electronic, mechanical, photocopying, recording, broadcasting or otherwise now known or herein after developed without the previous express consent by the copyright owner, except for reproduction in daily press and regular printed publications on sale to the public within 60 days of the event related to those data/results and always provided that copyright symbol appears together as follows below.
© DORNA, 2023

Official MotoGP Timing by **TISSOT**
www.motogp.com

BMW M. 



Sachsenring, Saturday, June 17, 2023



Results and timing service provided by **TISSOT**

MotoGP™

LIQUI MOLY MOTORRAD GRAND PRIX DEUTSCHLAND

After the **Qualifying Nr. 2**

Event Best Maximum Speed



<i>Rider</i>	<i>Nation</i>	<i>Team</i>	<i>Motorcycle</i>	<i>Km/h</i>	
33 Brad BINDER	RSA	Red Bull KTM Factory Racing	KTM	302.5	Practice Nr. 2
72 Marco BEZZECCHI	ITA	Mooney VR46 Racing Team	DUCATI	302.5	Qualifying Nr. 2
10 Luca MARINI	ITA	Mooney VR46 Racing Team	DUCATI	301.6	Practice Nr. 2
1 Francesco BAGNAIA	ITA	Ducati Lenovo Team	DUCATI	301.6	Practice Nr. 2
89 Jorge MARTIN	SPA	Prima Pramac Racing	DUCATI	300.8	Qualifying Nr. 2
12 Maverick VIÑALES	SPA	Aprilia Racing	APRILIA	300.8	Practice Nr. 2
23 Enea BASTIANINI	ITA	Ducati Lenovo Team	DUCATI	300.8	Qualifying Nr. 2
41 Aleix ESPARGARO	SPA	Aprilia Racing	APRILIA	300.0	Practice Nr. 2
43 Jack MILLER	AUS	Red Bull KTM Factory Racing	KTM	300.0	Practice Nr. 2
5 Johann ZARCO	FRA	Prima Pramac Racing	DUCATI	300.0	Practice Nr. 1
73 Alex MARQUEZ	SPA	Gresini Racing MotoGP	DUCATI	299.1	Practice Nr. 2
21 Franco MORBIDELLI	ITA	Monster Energy Yamaha MotoGP	YAMAHA	299.1	Practice Nr. 2
37 Augusto FERNANDEZ	SPA	GASGAS Factory Racing Tech3	KTM	299.1	Practice Nr. 2
25 Raul FERNANDEZ	SPA	CryptoDATA RNF MotoGP Team	APRILIA	298.3	Practice Nr. 1
88 Miguel OLIVEIRA	POR	CryptoDATA RNF MotoGP Team	APRILIA	298.3	Practice Nr. 2
20 Fabio QUARTARARO	FRA	Monster Energy Yamaha MotoGP	YAMAHA	297.5	Practice Nr. 2
49 Fabio DI GIANNANTONIO	ITA	Gresini Racing MotoGP	DUCATI	296.7	Practice Nr. 2
93 Marc MARQUEZ	SPA	Repsol Honda Team	HONDA	296.7	Practice Nr. 2
94 Jonas FOLGER	GER	GASGAS Factory Racing Tech3	KTM	294.2	Practice Nr. 2
30 Takaaki NAKAGAMI	JPN	LCR Honda IDEMITSU	HONDA	291.8	Practice Nr. 1

These data/results cannot be reproduced, stored and/or transmitted in whole or in part by any manner of electronic, mechanical, photocopying, recording, broadcasting or otherwise now known or herein after developed without the previous express consent by the copyright owner, except for reproduction in daily press and regular printed publications on sale to the public within 60 days of the event related to those data/results and always provided that copyright symbol appears together as follows below.


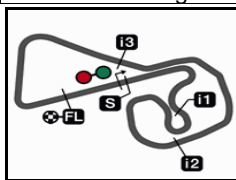
© DORNA, 2023

Official MotoGP Timing by **TISSOT**
www.motogp.com



Sachsenring, Saturday, June 17, 2023

Sachsenring

Results and timing service provided by  TISSOT

3671 m.

LIQUI MOLY MOTORRAD GRAND PRIX DEUTSCHLAND

Qualifying Nr. 2

Best Partial Times

MotoGP™

IT Ideal Lap Time, sum of the best partial times

BT Best Lap Time

T1		T2		T3		T4				IT	BT	
Pos	Rider	Time	Rider	Time	Rider	Time	Rider	Time	Pos	Rider	IT	BT
1	J.MILLER	17.825	J.MARTIN	23.174	F.BAGNAIA	18.807	J.MARTIN	21.032	1	J.MARTIN	1'20.974	1'21.995 (6)
2	L.MARINI	17.861	J.ZARCO	23.236	J.ZARCO	18.855	F.BAGNAIA	21.181	2	F.BAGNAIA	1'21.321	1'21.409 (1)
3	M.BEZZECCHI	17.888	J.MILLER	23.246	J.MARTIN	18.868	L.MARINI	21.343	3	L.MARINI	1'21.429	1'21.487 (2)
4	B.BINDER	17.895	M.BEZZECCHI	23.257	L.MARINI	18.908	A.MARQUEZ	21.358	4	J.MILLER	1'21.492	1'21.492 (3)
5	J.MARTIN	17.900	L.MARINI	23.317	A.ESPARGARO	18.916	J.MILLER	21.396	5	M.BEZZECCHI	1'21.607	1'21.936 (5)
6	E.BASTIANINI	17.910	B.BINDER	23.349	M.BEZZECCHI	18.917	M.MARQUEZ	21.416	6	J.ZARCO	1'21.765	1'21.765 (4)
7	F.BAGNAIA	17.930	F.QUARTARARO	23.355	J.MILLER	19.025	B.BINDER	21.458	7	B.BINDER	1'21.815	1'22.047 (9)
8	F.QUARTARARO	17.977	E.BASTIANINI	23.355	E.BASTIANINI	19.077	M.BEZZECCHI	21.545	8	E.BASTIANINI	1'21.903	1'22.239 (11)
9	M.MARQUEZ	18.025	A.ESPARGARO	23.393	A.MARQUEZ	19.077	E.BASTIANINI	21.561	9	A.MARQUEZ	1'21.954	1'22.044 (8)
10	J.ZARCO	18.033	M.MARQUEZ	23.398	B.BINDER	19.113	J.ZARCO	21.641	10	M.MARQUEZ	1'22.006	1'22.013 (7)
11	A.MARQUEZ	18.062	F.BAGNAIA	23.403	F.QUARTARARO	19.144	F.QUARTARARO	21.692	11	F.QUARTARARO	1'22.168	1'22.421 (12)
12	A.ESPARGARO	18.087	A.MARQUEZ	23.457	M.MARQUEZ	19.167	A.ESPARGARO	21.826	12	A.ESPARGARO	1'22.222	1'22.222 (10)


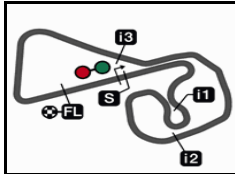
These data/results cannot be reproduced, stored and/or transmitted in whole or in part by any manner of electronic, mechanical, photocopying, recording, broadcasting or otherwise now known or herein after developed without the previous express consent by the copyright owner, except for reproduction in daily press and regular printed publications on sale to the public within 60 days of the event related to those data/results and always provided that copyright symbol appears together as follows below.

© DORNA, 2023

Official MotoGP Timing by  TISSOT
www.motogp.com



Sachsenring

Results and timing service provided by **MotoGP™****LIQUI MOLY MOTORRAD GRAND PRIX DEUTSCHLAND****Qualifying Nr. 2****Fastest Laps Sequence**

3671 m.

<i>Practice Time</i>	 <i>Rider</i>	<i>Nation</i>	<i>Motorcycle</i>	<i>Time</i>	<i>Km/h</i>	<i>Rider's Lap</i>
3'13.352	73 Alex MARQUEZ	SPA	DUCATI	1'26.632	152.5	2
3'16.138	33 Brad BINDER	RSA	KTM	1'25.967	153.7	2
3'23.959	5 Johann ZARCO	FRA	DUCATI	1'24.431	156.5	2
3'39.371	1 Francesco BAGNAIA	ITA	DUCATI	1'24.285	156.7	2
4'38.503	43 Jack MILLER	AUS	KTM	1'24.111	157.1	3
4'39.551	10 Luca MARINI	ITA	DUCATI	1'24.104	157.1	3
6'01.450	73 Alex MARQUEZ	SPA	DUCATI	1'23.715	157.8	4
6'01.847	43 Jack MILLER	AUS	KTM	1'23.344	158.5	4
6'02.527	10 Luca MARINI	ITA	DUCATI	1'22.976	159.2	4
7'30.973	89 Jorge MARTIN	SPA	DUCATI	1'22.561	160.0	5
7'47.844	1 Francesco BAGNAIA	ITA	DUCATI	1'22.299	160.5	5
9'09.872	1 Francesco BAGNAIA	ITA	DUCATI	1'22.028	161.1	6
12'47.713	5 Johann ZARCO	FRA	DUCATI	1'21.765	161.6	7
13'36.221	43 Jack MILLER	AUS	KTM	1'21.492	162.1	8
14'07.624	10 Luca MARINI	ITA	DUCATI	1'21.487	162.1	8
14'24.237	1 Francesco BAGNAIA	ITA	DUCATI	1'21.409	162.3	9

These data/results cannot be reproduced, stored and/or transmitted in whole or in part by any manner of electronic, mechanical, photocopying, recording, broadcasting or otherwise now known or herein after developed without the previous express consent by the copyright owner, except for reproduction in daily press and regular printed publications on sale to the public within 60 days of the event related to those data/results and always provided that copyright symbol appears together as follows below.

© DORNA, 2023

Official MotoGP Timing by TISSOT
www.motogp.com

Sachsenring, Saturday, June 17, 2023