


MOTUL TT ASSEN

Race

Classification after 26 laps = 118.092 km

29

Pos		Rider	Nation	Team	Motorcycle	Total Time	Km/h	Gap
1	25	1 Francesco BAGNAIA	ITA	Ducati Lenovo Team	DUCATI	40'37.640	174.4	
2	20	72 Marco BEZZECCHI	ITA	Mooney VR46 Racing Team	DUCATI	40'38.863	174.3	1.223
3	16	41 Aleix ESPARGARO	SPA	Aprilia Racing	APRILIA	40'39.565	174.2	1.925
4	13	33 Brad BINDER	RSA	Red Bull KTM Factory Racing	KTM	40'39.168	174.2	1.528
5	11	89 Jorge MARTIN	SPA	Prima Pramac Racing	DUCATI	40'39.574	174.2	1.934
6	10	73 Alex MARQUEZ	SPA	Gresini Racing MotoGP	DUCATI	40'50.077	173.5	12.437
7	9	10 Luca MARINI	ITA	Mooney VR46 Racing Team	DUCATI	40'51.814	173.3	14.174
8	8	30 Takaaki NAKAGAMI	JPN	LCR Honda IDEMITSU	HONDA	40'52.256	173.3	14.616
9	7	21 Franco MORBIDELLI	ITA	Monster Energy Yamaha MotoGP	YAMAHA	41'06.975	172.3	29.335
10	6	37 Augusto FERNANDEZ	SPA	GASGAS Factory Racing Tech3	KTM	41'11.376	172.0	33.736
11	5	32 Lorenzo SAVADORI	ITA	Aprilia Racing	APRILIA	41'12.724	171.9	35.084
12	4	25 Raul FERNANDEZ	SPA	CryptoDATA RNF MotoGP Team	APRILIA	41'17.262	171.6	39.622
13	3	6 Stefan BRADL	GER	LCR Honda CASTROL	HONDA	41'20.144	171.4	42.504
14	2	94 Jonas FOLGER	GER	GASGAS Factory Racing Tech3	KTM	41'23.249	171.1	45.609
Not classified								
		49 Fabio DI GIANNANTONIO	ITA	Gresini Racing MotoGP	DUCATI	28'22.457	172.8	8 laps
		27 Iker LECUONA	SPA	Repsol Honda Team	HONDA	22'34.010	169.0	12 laps
		88 Miguel OLIVEIRA	POR	CryptoDATA RNF MotoGP Team	APRILIA	19'09.837	170.6	14 laps
		23 Enea BASTIANINI	ITA	Ducati Lenovo Team	DUCATI	9'32.489	171.3	20 laps
		12 Maverick VIÑALES	SPA	Aprilia Racing	APRILIA	4'48.675	169.9	23 laps
		20 Fabio QUARTARARO	FRA	Monster Energy Yamaha MotoGP	YAMAHA	3'16.275	166.6	24 laps
		5 Johann ZARCO	FRA	Prima Pramac Racing	DUCATI	3'16.449	166.4	24 laps
		43 Jack MILLER	AUS	Red Bull KTM Factory Racing	KTM	1'40.963	161.9	25 laps

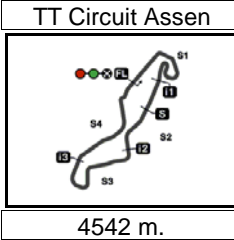
The results are provisional until the end of the limit for protest and appeals.

Time limit for protest expires 30' after publication of the results - Time:

These data/results cannot be reproduced, stored and/or transmitted in whole or in part by any manner of electronic, mechanical, photocopying, recording, broadcasting or otherwise now known or herein after developed without the previous express consent by the copyright owner, except for reproduction in daily press and regular printed publications on sale to the public within 60 days of the event related to those data/results and always provided that copyright symbol appears together as follows below.

© DORNA, 2023





MOTUL TT ASSEN

Race

Classification after 26 laps = 118.092 km

29

Pos	Rider	Nation	Team	Motorcycle	Total Time	Km/h	Gap
-----	-------	--------	------	------------	------------	------	-----

Race condition: Dry

Air: 30°

Humidity: 32%

Ground: 47°

Pole Position:

Fastest Lap:

Best Race Lap:

All Time Lap Record:

Marco BEZZECCHI

1'31.472

178.7 Km/h

Lap 13

Jorge MARTIN

1'33.065

175.6 Km/h

2022

Aleix ESPARGARO

1'32.500

176.7 Km/h

2023

Marco BEZZECCHI

1'31.472

178.7 Km/h

13:35'00

14:00'00

14:02'18

14:04'11 Jack MILLER

14:04'16

14:06'29 Johann ZARCO

14:06'33 Fabio QUARTARARO

14:08'00 Maverick VIÑALES

14:12'25 Enea BASTIANINI

14:14'10 Raul FERNANDEZ

14:14'42 Takaaki NAKAGAMI

14:14'57 Iker LECUONA

14:21'27 Miguel OLIVEIRA

14:21'29 Takaaki NAKAGAMI

14:23'40 Takaaki NAKAGAMI

14:24'52 Iker LECUONA

14:28'20 Lorenzo SAVADORI

14:29'34 Alex MARQUEZ

14:31'15 Fabio DI GIANNANTONIO

14:36'35 Alex MARQUEZ

14:37'41 Alex MARQUEZ

14:44'29 Brad BINDER

14:46'02 Jorge MARTIN

SIGHTING LAP START

WARM UP LAP START

RACE START

crashed out - Rider OK

No jump starts

crashed out - Rider OK

crashed out - Rider OK

crashed out - Rider OK

crashed out - Rider OK

track limits warningtrack limits warningtrack limits warning

entered pits and retired

long lap penalty due to exceeding track limitlong lap penalty - COMPLETED

entered pits

track limits warningtrack limits warning

crashed out - Rider OK

long lap penalty due to exceeding track limitlong lap penalty - COMPLETED1 position penalty due to exceeding track limit on the last laptrack limits warning

The results are provisional until the end of the limit for protest and appeals.

Time limit for protest expires 30' after publication of the results - Time:

These data/results cannot be reproduced, stored and/or transmitted in whole or in part by any manner of electronic, mechanical, photocopying, recording, broadcasting or otherwise now known or herein after developed without the previous express consent by the copyright owner, except for reproduction in daily press and regular printed publications on sale to the public within 60 days of the event related to those data/results and always provided that copyright symbol appears together as follows below.

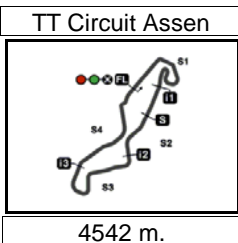
© DORNA, 2023

Official MotoGP Timing by TISSOT
www.motogp.com

Assen, Sunday, June 25, 2023

Page 2 of 2





Results and timing service provided by **TISSOT**

MOTUL TT ASSEN

MotoGP™

World Championship Classification

30

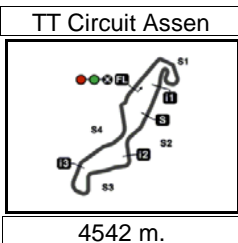
Rider	Points	Leader	Prev	POR	ARG	AME	SPA	FRA	ITA	GER	NED	GBR	AUT	CAT	RSM	IND	JPN	INA	AUS	THA	MAL	QAT	VAL
1 BAGNAIA Francesco [ITA]	194			37 12 25	4 4 0	12 12 -	34 9 25	7 7 -	37 12 25	29 9 20	34 9 25												
2 MARTIN Jorge [SPA]	159	35	35	9 9 -	13 2 11	7 7 -	19 6 13	32 12 20	27 7 20	37 12 25	15 4 11												
3 BEZZECCHI Marco [ITA]	158	36	1	16 - 16	34 9 25	14 4 10	1 1 -	28 3 25	17 9 8	16 3 13	32 12 20												
4 BINDER Brad [RSA]	114	80	44	10 0 10	12 12 0	8 5 3	32 12 20	19 9 10	11 0 11	4 4 -	18 5 13												
5 ZARCO Johann [FRA]	109	85	5	15 2 13	20 0 20	9 0 9	2 2 -	20 4 16	22 6 16	21 5 16	0 0												
6 MARINI Luca [ITA]	98	96	11	- - -	15 7 8	23 3 20	10 0 10	6 6 -	18 5 13	17 6 11	9 0 9												
7 MILLER Jack [AUS]	79	115	19	15 6 9	10 0 10	1 1 -	23 7 16	- - -	13 4 9	17 7 10	0 0												
8 ESPARGARO Aleix [SPA]	77	117	2	11 4 7	1 - 1	6 6 -	11 - 11	13 2 11	12 2 10	1 1 0	22 6 16												
9 QUARTARARO Fabio [FRA]	64	130	13	8 0 8	10 1 9	16 0 16	6 0 6	9 - 9	5 0 5	3 0 3	7 7												
10 MARQUEZ Alex [SPA]	63	131	1	12 1 11	21 5 16	- - -	8 - 8	0 0 -	- - -	11 2 9	11 1 10												
11 MORBIDELLI Franco [ITA]	57	137	6	2 0 2	19 6 13	8 0 8	5 0 5	6 0 6	6 0 6	4 0 4	7 0 7												
12 VIÑALES Maverick [SPA]	56	138	1	25 5 20	7 3 4	13 0 13	3 3 -	1 1 -	4 0 4	- - -	3 3												

These data/results cannot be reproduced, stored and/or transmitted in whole or in part by any manner of electronic, mechanical, photocopying, recording, broadcasting or otherwise now known or herein after developed without the previous express consent by the copyright owner, except for reproduction in daily press and regular printed publications on sale to the public within 60 days of the event related to those data/results and always provided that copyright symbol appears together as follows below.

© DORNA, 2023

Official MotoGP Timing by **TISSOT**
www.motogp.com





Results and timing service provided by **TISSOT**

MOTUL TT ASSEN

MotoGP™

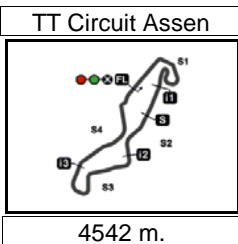
World Championship Classification

30

Rider	Points	Leader	Prev	POR	ARG	AME	SPA	FRA	ITA	GER	NED	GBR	AUT	CAT	RSM	IND	JPN	INA	AUS	THA	MAL	QAT	VAL
13 RINS Alex [SPA]	47	147	9	6 0 6	7 0 7	34 9 25	0 0 -	0 0 -	- - -	- - -	- - -												
14 FERNANDEZ Augusto [SPA]	42	152	5	3 - 3	5 0 5	6 0 6	3 0 3	13 - 13	1 0 1	5 0 5	6 0 6												
15 DI GIANNANTONIO Fabio [ITA]	34	160	8	0 0 -	6 0 6	7 0 7	4 0 4	8 0 8	2 0 2	7 0 7	- -												
16 NAKAGAMI Takaaki [JPN]	34	160	0	4 0 4	3 0 3	0 0 -	7 - 7	7 0 7	3 0 3	2 0 2	8 0 8												
17 OLIVEIRA Miguel [POR]	27	167	7	3 3 -	- - -	13 2 11	5 5 -	- - -	0 0 -	6 0 6	0 0												
18 BASTIANINI Enea [ITA]	18	176	9	- - -	- - -	- - -	- - -	- - -	8 1 7	8 0 8	2 2												
19 MARQUEZ Marc [SPA]	15	179	3	7 7 -	- - -	- - -	- - -	5 5 -	3 3 -	0 0 -	0 0												
20 PEDROSA Dani [SPA]	13	181	2	- - -	- - -	- - -	13 4 9	- - -	- - -	- - -	- - -												
21 SAVADORI Lorenzo [ITA]	9	185	4	- - -	- - -	- - -	- - -	4 0 4	0 0 0	- - -	5 0 5												
22 FOLGER Jonas [GER]	9	185	0	- - -	- - -	4 0 4	0 0 0	3 - 3	0 0 0	0 - 0	2 0 2												
23 FERNANDEZ Raul [SPA]	8	186	1	0 0 -	2 0 2	0 0 -	1 0 1	- - -	0 0 0	1 0 1	4 0 4												
24 PIRRO Michele [ITA]	5	189	3	- - -	- - -	5 - 5	- - -	- - -	0 0 0	- - -	- - -												

These data/results cannot be reproduced, stored and/or transmitted in whole or in part by any manner of electronic, mechanical, photocopying, recording, broadcasting or otherwise now known or herein after developed without the previous express consent by the copyright owner, except for reproduction in daily press and regular printed publications on sale to the public within 60 days of the event related to those data/results and always provided that copyright symbol appears together as follows below.
© DORNA, 2023





Results and timing service provided by **TISSOT**

MOTUL TT ASSEN

MotoGP™

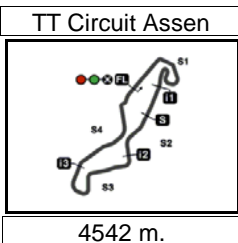
World Championship Classification

30

Rider	Points	Leader	Prev	POR	ARG	AME	SPA	FRA	ITA	GER	NED	GBR	AUT	CAT	RSM	IND	JPN	INA	AUS	THA	MAL	QAT	VAL	
25 PETRUCCI Danilo [ITA]	5	189	0	-	-	-	-	5	-	-	-													
26 MIR Joan [SPA]	5	189	0	5	-	0	-	0	-	-	-													
27 BRADL Stefan [GER]	5	189	0	-	-	0	2	-	-	-	3													
28 LECUONA Iker [SPA]	0	194	5	-	-	-	0	-	-	-	0													

These data/results cannot be reproduced, stored and/or transmitted in whole or in part by any manner of electronic, mechanical, photocopying, recording, broadcasting or otherwise now known or herein after developed without the previous express consent by the copyright owner, except for reproduction in daily press and regular printed publications on sale to the public within 60 days of the event related to those data/results and always provided that copyright symbol appears together as follows below.
© DORNA, 2023





Results and timing service provided by TISSOT

MOTUL TT ASSEN

MotoGP™

World Championship Classification

30

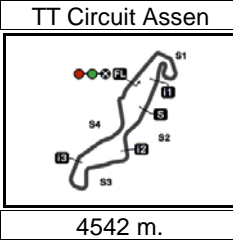
Constructor	Points	Leader	Previous	POR	ARG	AME	SPA	FRA	ITA	GER	NED	GBR	AUT	CAT	RSM	IND	JPN	INA	AUS	THA	MAL	QAT	VAL
1 DUCATI	285			37	34	32	34	37	37	37	37												
2 KTM	153	132	132	16	22	11	32	22	15	17	18												
3 APRILIA	121	164	32	25	7	19	16	13	12	7	22												
4 HONDA	89	196	32	13	7	34	7	12	6	2	8												
5 YAMAHA	82	203	7	8	19	16	6	9	6	4	14												

Team	Points	Leader	Previous	POR	ARG	AME	SPA	FRA	ITA	GER	NED	GBR	AUT	CAT	RSM	IND	JPN	INA	AUS	THA	MAL	QAT	VAL
1 PRIMA PRAMAC RACING	268			24	33	16	21	52	49	58	15												
2 MOONEY VR46 RACING TEAM	256	12	12	16	49	37	11	34	35	33	41												
3 DUCATI LENOVO TEAM	222	46	34	37	4	17	34	12	45	37	36												
4 RED BULL KTM FACTORY RACING	193	75	29	25	22	9	55	19	24	21	18												
5 APRILIA RACING	133	135	60	36	8	19	14	14	16	1	25												
6 MONSTER ENERGY YAMAHA MOTOGP	121	147	12	10	29	24	11	15	11	7	14												
7 GRESINI RACING MOTOGP	97	171	24	12	27	7	12	8	2	18	11												
8 LCR HONDA	84	184	13	10	10	34	7	7	3	2	11												
9 GASGAS FACTORY RACING TECH3	51	217	33	3	5	10	3	16	1	5	8												
10 CRYPTODATA RNF MOTOGP TEAM	39	229	12	3	2	13	6	4	-	7	4												
11 REPSOL HONDA TEAM	20	248	19	12	-	-	-	5	3	-	-												

These data/results cannot be reproduced, stored and/or transmitted in whole or in part by any manner of electronic, mechanical, photocopying, recording, broadcasting or otherwise now known or herein after developed without the previous express consent by the copyright owner, except for reproduction in daily press and regular printed publications on sale to the public within 60 days of the event related to those data/results and always provided that copyright symbol appears together as follows below.
© DORNA, 2023

Official MotoGP Timing by TISSOT
www.motogp.com





MOTUL TT ASSEN

Race

Lap Chart

31

Pos	1	2	3	4	5	6	7	8	9	10	11	12	13	14	15	16	17	18	19	20	21	22
Grid	72	①	10	20	33	41	12	5	73	89	88	43	49	30	21	25	23	32	6	37	27	94

	1	33	①	72	41	10	88	43	12	73	30	89	20	23	5	21	6	25	32	49	27	37	94
	2	33	①	72	41	10	88	12	73	30	89	23	20	5	21	25	49	6	32	27	37	94	
	3	①	33	72	41	10	12	88	73	30	89	23	21	49	25	6	27	37	32	94			
	4	①	33	72	41	10	88	89	73	23	30	21	49	25	6	37	27	32	94				
	5	①	33	72	41	89	88	73	23	10	30	21	49	25	6	37	27	32	94				
	6	①	33	72	41	89	73	88	23	30	10	21	49	25	27	6	32	37	94				
	7	①	33	72	41	89	73	88	30	10	21	25	49	27	32	6	37	94					
	8	①	33	72	41	89	73	88	30	10	25	21	49	27	32	6	37	94					
	9	①	33	72	41	89	73	88	30	10	49	25	21	27	32	6	37	94					
	10	①	33	72	41	89	73	30	10	49	88	21	27	32	6	37	94	25					
L	11	①	33	72	41	89	73	30	10	49	88	21	27	32	6	37	94	25					
a	12	①	33	72	41	89	73	30	10	49	21	27	32	6	37	88	94	25					
P	13	①	33	72	41	89	73	30	10	49	21	27	32	6	37	94	25						
S	14	①	33	72	41	89	73	10	30	49	21	32	6	37	25	94	27						
	15	①	33	72	41	89	73	10	30	49	21	32	6	37	25	94							
	16	①	33	72	41	89	73	10	30	49	21	32	37	6	25	94							
	17	①	72	33	41	89	73	10	30	49	21	32	37	6	25	94							
	18	①	72	33	41	89	73	10	30	49	21	32	37	6	25	94							
	19	①	72	33	41	89	73	10	30	21	32	37	6	25	94								
	20	①	72	33	41	89	73	10	30	21	32	37	6	25	94								
	21	①	72	33	41	89	73	10	30	21	32	37	6	25	94								
	22	①	72	33	41	89	73	10	30	21	37	32	25	6	94								
	23	①	72	33	41	89	73	10	30	21	37	32	25	6	94								
	24	①	72	33	41	89	73	10	30	21	37	32	25	6	94								
	25	①	72	33	41	89	73	10	30	21	37	32	25	6	94								
	26	①	72	33	41	89	73	10	30	21	37	32	25	6	94								



Winner



Lapped rider

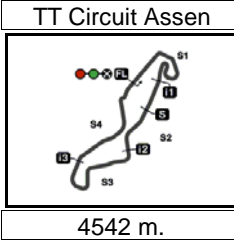
These data/results cannot be reproduced, stored and/or transmitted in whole or in part by any manner of electronic, mechanical, photocopying, recording, broadcasting or otherwise now known or herein after developed without the previous express consent by the copyright owner, except for reproduction in daily press and regular printed publications on sale to the public within 60 days of the event related to those data/results and always provided that copyright symbol appears together as follows below.

© DORNA, 2023

Official MotoGP Timing by **TISSOT**
www.motogp.com

Assen, Sunday, June 25, 2023






MOTUL TT ASSEN

Race

Fastest Lap of Each Rider

32

	Rider	Nation	Team	Motorcycle	Time	Lap Total	Gap
1	89 Jorge MARTIN	SPA	Prima Pramac Racing	DUCATI	1'33.065	13 26	
2	33 Brad BINDER	RSA	Red Bull KTM Factory Racing	KTM	1'33.097	11 26	0.032 0.032
3	1 Francesco BAGNAIA	ITA	Ducati Lenovo Team	DUCATI	1'33.106	11 26	0.041 0.009
4	72 Marco BEZZECCHI	ITA	Mooney VR46 Racing Team	DUCATI	1'33.138	8 26	0.073 0.032
5	41 Aleix ESPARGARO	SPA	Aprilia Racing	APRILIA	1'33.187	19 26	0.122 0.049
6	73 Alex MARQUEZ	SPA	Gresini Racing MotoGP	DUCATI	1'33.215	11 26	0.150 0.028
7	30 Takaaki NAKAGAMI	JPN	LCR Honda IDEMITSU	HONDA	1'33.534	21 26	0.469 0.319
8	10 Luca MARINI	ITA	Mooney VR46 Racing Team	DUCATI	1'33.633	13 26	0.568 0.099
9	12 Maverick VIÑALES	SPA	Aprilia Racing	APRILIA	1'33.638	3 3	0.573 0.005
10	49 Fabio DI GIANNANTONIO	ITA	Gresini Racing MotoGP	DUCATI	1'33.675	10 18	0.610 0.037
11	88 Miguel OLIVEIRA	POR	CryptoDATA RNF MotoGP Team	APRILIA	1'33.680	7 12	0.615 0.005
12	23 Enea BASTIANINI	ITA	Ducati Lenovo Team	DUCATI	1'33.847	3 6	0.782 0.167
13	25 Raul FERNANDEZ	SPA	CryptoDATA RNF MotoGP Team	APRILIA	1'33.861	23 26	0.796 0.014
14	21 Franco MORBIDELLI	ITA	Monster Energy Yamaha MotoGP	YAMAHA	1'33.967	10 26	0.902 0.106
15	32 Lorenzo SAVADORI	ITA	Aprilia Racing	APRILIA	1'34.101	10 26	1.036 0.134
16	27 Iker LECUONA	SPA	Repsol Honda Team	HONDA	1'34.150	11 14	1.085 0.049
17	37 Augusto FERNANDEZ	SPA	GASGAS Factory Racing Tech3	KTM	1'34.193	21 26	1.128 0.043
18	5 Johann ZARCO	FRA	Prima Pramac Racing	DUCATI	1'34.522	2 2	1.457 0.329
19	94 Jonas FOLGER	GER	GASGAS Factory Racing Tech3	KTM	1'34.589	11 26	1.524 0.067
20	6 Stefan BRADL	GER	LCR Honda CASTROL	HONDA	1'34.597	9 26	1.532 0.008
21	20 Fabio QUARTARARO	FRA	Monster Energy Yamaha MotoGP	YAMAHA	1'34.649	2 2	1.584 0.052

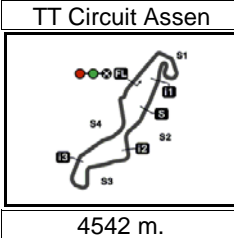
These data/results cannot be reproduced, stored and/or transmitted in whole or in part by any manner of electronic, mechanical, photocopying, recording, broadcasting or otherwise now known or herein after developed without the previous express consent by the copyright owner, except for reproduction in daily press and regular printed publications on sale to the public within 60 days of the event related to those data/results and always provided that copyright symbol appears together as follows below.

© DORNA, 2023

Official MotoGP Timing by TISSOT
www.motogp.com

Assen, Sunday, June 25, 2023



**MOTUL TT ASSEN***After the Race***Event Best Maximum Speed****33**

Rider	Nation	Team	Motorcycle	Km/h
23 Enea BASTIANINI	ITA	Ducati Lenovo Team	DUCATI	319.5 Tissot Sprint
89 Jorge MARTIN	SPA	Prima Pramac Racing	DUCATI	317.9 Tissot Sprint
12 Maverick VIÑALES	SPA	Aprilia Racing	APRILIA	315.4 Tissot Sprint
10 Luca MARINI	ITA	Mooney VR46 Racing Team	DUCATI	314.6 Tissot Sprint
72 Marco BEZZECCHI	ITA	Mooney VR46 Racing Team	DUCATI	314.6 Tissot Sprint
41 Aleix ESPARGARO	SPA	Aprilia Racing	APRILIA	313.8 Tissot Sprint
73 Alex MARQUEZ	SPA	Gresini Racing MotoGP	DUCATI	313.8 Tissot Sprint
5 Johann ZARCO	FRA	Prima Pramac Racing	DUCATI	313.0 Tissot Sprint
1 Francesco BAGNAIA	ITA	Ducati Lenovo Team	DUCATI	313.0 Tissot Sprint
33 Brad BINDER	RSA	Red Bull KTM Factory Racing	KTM	312.2 Practice Nr. 2
43 Jack MILLER	AUS	Red Bull KTM Factory Racing	KTM	312.2 Tissot Sprint
32 Lorenzo SAVADORI	ITA	Aprilia Racing	APRILIA	311.4 Qualifying Nr. 1
25 Raul FERNANDEZ	SPA	CryptoDATA RNF MotoGP Team	APRILIA	311.4 Tissot Sprint
88 Miguel OLIVEIRA	POR	CryptoDATA RNF MotoGP Team	APRILIA	311.4 Race
49 Fabio DI GIANNANTONIO	ITA	Gresini Racing MotoGP	DUCATI	310.6 Tissot Sprint
93 Marc MARQUEZ	SPA	Repsol Honda Team	HONDA	310.6 Tissot Sprint
21 Franco MORBIDELLI	ITA	Monster Energy Yamaha MotoGP	YAMAHA	309.8 Tissot Sprint
20 Fabio QUARTARARO	FRA	Monster Energy Yamaha MotoGP	YAMAHA	309.8 Tissot Sprint
37 Augusto FERNANDEZ	SPA	GASGAS Factory Racing Tech3	KTM	309.8 Tissot Sprint
27 Iker LECUONA	SPA	Repsol Honda Team	HONDA	309.0 Tissot Sprint
30 Takaaki NAKAGAMI	JPN	LCR Honda IDEMITSU	HONDA	308.3 Tissot Sprint
6 Stefan BRADL	GER	LCR Honda CASTROL	HONDA	307.5 Tissot Sprint
94 Jonas FOLGER	GER	GASGAS Factory Racing Tech3	KTM	306.0 Tissot Sprint

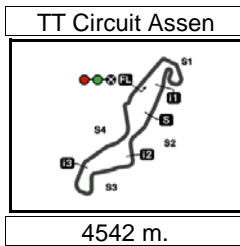
These data/results cannot be reproduced, stored and/or transmitted in whole or in part by any manner of electronic, mechanical, photocopying, recording, broadcasting or otherwise now known or herein after developed without the previous express consent by the copyright owner, except for reproduction in daily press and regular printed publications on sale to the public within 60 days of the event related to those data/results and always provided that copyright symbol appears together as follows below.

© DORNA, 2023

Official MotoGP Timing by TISSOT
www.motogp.com

Assen, Sunday, June 25, 2023





Results and timing service provided by TISSOT

MotoGP™

MOTUL TT ASSEN

Race

Chronological Analysis of Performances

34

* Lap / Sector time cancelled

T1 Time from finish line to 1st intermediate

T3 Time from 2nd intermed. to 3rd intermed.

P Crossing the finish line in pit lane

T2 Time from 1st intermed. to 2nd intermed.

T4 Time from 3rd intermediate to finish line

**Tyre data subject to further updates

Lap	Lap Time	T1	T2	T3	T4	Speed	Lap	Lap Time	T1	T2	T3	T4	Speed	
1st	1	Francesco BAGNAIA		DUCATI		ITA	9	1'33.290	30.649	13.866	27.207	21.568	309.0	
		Ducati Lenovo Team					10	1'33.195 *	30.827	13.718	27.309	21.341*	313.8	
		Runs=1	Total laps=26	Full laps=25	Valid laps=23		11	1'33.463	30.876	13.771	27.279	21.537	313.0	
<i>Run #</i>	<i>1</i>	<i>Front Tyre</i>	<i>Slick-Hard</i>	<i>Rear Tyre</i>	<i>Slick-Medium</i>		12	1'33.438	30.735	13.735	27.311	21.657	311.4	
			<i>New Tyre</i>		<i>New Tyre</i>		13	1'33.561	30.758	13.671	27.420	21.712	310.6	
1	1'39.392	36.172	13.930	27.602	21.688	307.5	14	1'33.642	30.759	13.742	27.416	21.725	309.8	
2	1'34.051	30.987	13.876	27.464	21.724	309.8	15	1'33.688	30.771	13.762	27.489	21.666	311.4	
3	1'33.827	30.874	13.822	27.526	21.605	307.5	16	1'33.226	30.672	13.714	27.245	21.595	309.0	
4	1'33.403	30.836	13.833	27.284	21.450	307.5	17	1'33.672	30.682	13.845	27.499	21.646	310.6	
5	1'33.621	30.858	13.846	27.399	21.518	306.7	18	1'33.458	30.605	13.754	27.279	21.820	309.0	
6	1'33.393	30.819	13.729	27.341	21.504	307.5	19	1'33.350	30.639	13.773	27.305	21.633	307.5	
7	1'33.296	30.720	13.763	27.320	21.493	302.9	20	1'33.190	30.588	13.739	27.243	21.620	308.3	
8	1'33.463	30.798	13.731	27.354	21.580	303.7	21	1'33.359	30.635	13.725	27.310	21.689	308.3	
9	1'33.604	30.858	13.824	27.397	21.525	303.7	22	1'33.864	30.819	13.866	27.307	21.872	309.0	
10	1'33.224	30.862	13.664	27.338	21.360	306.7	23	1'33.730	30.727	13.896	27.440	21.667	307.5	
11	1'33.106	30.766	13.661	27.326	21.353	306.7	24	1'33.677	30.716	13.795	27.479	21.687	309.0	
12	1'33.576	30.702	13.655	27.359	21.860	307.5	25	1'33.695	30.805	13.762	27.431	21.697	309.8	
13	1'33.208	30.813	13.694	27.279	21.422	307.5	26	1'34.049	30.728	13.880	27.576	21.865	308.3	
14	1'33.567	30.738	13.729	27.337	21.763	307.5	3rd 41 Aleix ESPARGARO							
15	1'33.585	30.838	13.729	27.427	21.591	306.7	Aprilia Racing		APRILIA		SPA			
16	1'33.501	30.853	13.707	27.406	21.535	307.5	Runs=1		Total laps=26		Full laps=25		Valid laps=25	
17	1'33.387	30.788	13.727	27.307	21.565	306.0	<i>Run #</i>	<i>1</i>	<i>Front Tyre</i>	<i>Slick-Hard</i>	<i>Rear Tyre</i>	<i>Slick-Medium</i>		
18	1'33.355	30.919	13.705	27.288	21.443	307.5				<i>New Tyre</i>	<i>New Tyre</i>			
19	1'33.289	30.721	13.747	27.244	21.577	308.3	1	1'40.003	36.678	14.019	27.610	21.696	307.5	
20	1'33.509	30.881	13.688	27.387	21.553	306.7	2	1'34.202	31.146	14.015	27.525	21.516	306.7	
21	1'33.420 *	30.814	13.764	27.298	21.544*	306.0	3	1'33.904	30.947	13.970	27.406	21.581	310.6	
22	1'33.515	30.950	13.698	27.345	21.522	306.7	4	1'33.893	31.001	13.902	27.384	21.606	306.7	
23	1'33.814	30.835	13.647	27.606	21.726	306.7	5	1'33.503	30.882	13.877	27.213	21.531	305.2	
24	1'33.884	30.994	13.721	27.535	21.634	306.0	6	1'33.604	30.828	13.887	27.258	21.631	304.4	
25	1'33.813	30.952	13.739	27.481	21.641	307.5	7	1'33.473	30.838	13.767	27.327	21.541	306.0	
26	1'33.837 *	30.912	13.705	27.505	21.715*	308.3	8	1'33.562	30.968	13.701	27.399	21.494	306.0	
2nd 72 Marco BEZZECCHI							9	1'33.542	30.895	13.760	27.311	21.576	304.4	
Mooney VR46 Racing Team		DUCATI		ITA			10	1'33.296	30.938	13.670	27.280	21.408	306.0	
Runs=1		Total laps=26		Full laps=25		Valid laps=23		11	1'33.415	30.835	13.846	27.273	21.461	306.7
<i>Run #</i>	<i>1</i>	<i>Front Tyre</i>	<i>Slick-Hard</i>	<i>Rear Tyre</i>	<i>Slick-Medium</i>		12	1'33.481	30.970	13.726	27.223	21.562	306.7	
			<i>New Tyre</i>		<i>New Tyre</i>		13	1'33.590	30.918	13.833	27.287	21.552	305.2	
1	1'39.762	36.526	13.922	27.500	21.814	309.8	14	1'33.366	30.758	13.808	27.258	21.542	302.2	
2	1'34.092	31.018	13.868	27.415	21.791	312.2	15	1'33.601	30.937	13.882	27.256	21.526	305.2	
3	1'33.914	30.890	13.806	27.386	21.832	310.6	16	1'33.476	30.780	13.771	27.326	21.599	305.2	
4	1'33.573	30.764	13.938	27.338	21.533	310.6	17	1'33.494	30.802	13.877	27.368	21.447	304.4	
5	1'33.229	30.611	13.776	27.380	21.462	312.2	18	1'33.345	30.770	13.864	27.288	21.423	307.5	
6	1'33.516 *	30.984	13.775	27.207	21.550*	310.6	19	1'33.187	30.745	13.719	27.155	21.568	306.7	
7	1'34.092	30.837	14.138	27.454	21.663	309.8	20	1'33.488	30.906	13.877	27.260	21.445	307.5	
8	1'33.138	30.671	13.709	27.249	21.509	309.0	21	1'33.434	30.852	13.791	27.283	21.508	306.7	

Fastest Lap: Jorge MARTIN Prima Pramac Racing SPA **1'33.065** 30.539 13.795 27.258 21.473

These data/results cannot be reproduced, stored and/or transmitted in whole or in part by any manner of electronic, mechanical, photocopying, recording, broadcasting or otherwise now known or herein after developed without the previous express consent by the copyright owner, except for reproduction in daily press and regular printed publications on sale to the public within 60 days of the event related to those data/results and always provided that copyright symbol appears together as follows below.
© DORNA, 2023

Official MotoGP Timing by TISSOT
www.motogp.com

Assen, Sunday, June 25, 2023



Race

MotoGP

Lap	Lap Time	T1	T2	T3	T4	Speed	Lap	Lap Time	T1	T2	T3	T4	Speed
22	1'33.565	30.954	13.711	27.384	21.516	309.0	14	1'33.285	30.680	13.817	27.295	21.493	305.2
23	1'33.991	31.240	13.720	27.483	21.548	306.7	15	1'33.660	30.799	13.926	27.307	21.628	303.7
24	1'33.402	30.916	13.638	27.331	21.517	310.6	16	1'33.484	30.759	13.852	27.286	21.587	305.2
25	1'33.694	31.063	13.578	27.455	21.598	311.4	17	1'33.109	30.681	13.818	27.261	21.349	306.0
26	1'34.054	31.064	13.715	27.541	21.734	307.5	18	1'33.422	30.722	13.800	27.340	21.560	309.8

4th 33 Brad BINDER KTM RSA
 Red Bull KTM Factory Racing
 Runs=1 Total laps=26 Full laps=25 Valid laps=23

Run #	1	Front Tyre	Slick-Hard	Rear Tyre	Slick-Soft	Speed
		New Tyre		New Tyre		
1	1'39.183	35.968	13.984	27.379	21.852	303.7
2	1'34.111	31.066	13.889	27.454	21.702	304.4
3	1'34.166	30.876	13.954	27.631	21.705	304.4
4	1'33.466	30.837	13.859	27.208	21.562	306.7
5	1'33.538	30.790	13.914	27.273	21.561	305.2
6	1'33.415	30.940	13.744	27.220	21.511	301.4
7	1'33.354	30.898	13.757	27.269	21.430	301.4
8	1'33.436	30.778	13.741	27.347	21.570	302.9
9	1'33.612	30.931	13.890	27.280	21.511	306.0
10	1'33.279	30.964	13.655	27.270	21.390	306.0
11	1'33.097	30.842	13.719	27.207	21.329	305.2
12	1'33.427	30.786	13.729	27.235	21.677	306.0
13	1'33.723	30.974	13.738	27.326	21.685	306.0
14	1'33.502	30.928	13.806	27.151	21.617	303.7
15	1'33.615	30.963	13.787	27.298	21.567	302.9
16	1'33.595	30.926	13.750	27.310	21.609	304.4
17	1'34.095 *	30.867	14.073	27.595*	21.560	303.7
18	1'33.435	30.833	13.733	27.312	21.557	306.0
19	1'33.511	30.923	13.805	27.182	21.601	305.2
20	1'33.454	30.897	13.726	27.278	21.553	302.9
21	1'33.545	30.916	13.863	27.376	21.390	303.7
22	1'33.621	30.935	13.772	27.381	21.533	305.2
23	1'33.936	31.197	13.877	27.388	21.474	302.2
24	1'33.546	30.948	13.649	27.429	21.520	306.7
25	1'33.639	30.888	13.717	27.403	21.631	307.5
26	1'33.867 *	31.019	13.764	27.452*	21.632	306.0

5th 89 Jorge MARTIN DUCATI SPA
 Prima Pramac Racing
 Runs=1 Total laps=26 Full laps=25 Valid laps=23

Run #	1	Front Tyre	Slick-Hard	Rear Tyre	Slick-Medium	Speed
		New Tyre		New Tyre		
1	1'41.391	37.698	14.205	27.725	21.763	309.8
2	1'34.299 *	31.464*	13.947	27.422	21.466	307.5
3	1'33.887	30.961	13.779	27.644	21.503	307.5
4	1'33.868	30.917	13.719	27.384	21.848	309.8
5	1'34.385	30.986	14.003	27.334	22.062	302.2
6	1'33.819	30.945	13.923	27.265	21.686	301.4
7	1'33.758	30.738	13.995	27.459	21.566	307.5
8	1'33.558	30.755	13.866	27.429	21.508	306.0
9	1'33.299	30.686	13.876	27.313	21.424	302.2
10	1'33.223	30.759	13.845	27.220	21.399	308.3
11	1'33.195	30.657	13.785	27.405	21.348	307.5
12	1'33.184	30.610	13.821	27.289	21.464	306.7
13	1'33.065	30.539	13.795	27.258	21.473	306.0

6th 73 Alex MARQUEZ DUCATI SPA
 Gresini Racing MotoGP
 Runs=1 Total laps=26 Full laps=25 Valid laps=20

Run #	1	Front Tyre	Slick-Hard	Rear Tyre	Slick-Soft	Speed
		New Tyre		New Tyre		
1	1'41.115	37.405	14.224	27.604	21.882	306.7
2	1'34.253	31.207	13.891	27.459	21.696	304.4
3	1'33.978	30.926	13.911	27.463	21.678	308.3
4	1'34.192 *	30.938	13.926	27.555	21.773*	307.5
5	1'34.452	31.371	13.986	27.349	21.746	305.2
6	1'34.201	31.177	13.941	27.397	21.686	308.3
7	1'33.636	30.785	13.813	27.331	21.707	303.7
8	1'33.472 *	30.853	13.764	27.391	21.464*	304.4
9	1'33.391	30.858	13.734	27.333	21.466	306.0
10	1'33.333	30.882	13.744	27.249	21.458	305.2
11	1'33.215	30.794	13.755	27.264	21.402	304.4
12	1'33.859	31.059	13.760	27.336	21.704	305.2
13	1'33.585	30.846	13.842	27.313	21.584	302.9
14	1'33.556	30.742	13.892	27.250	21.672	302.9
15	1'33.761	30.923	13.839	27.414	21.585	302.9
16	1'33.829	30.900	13.879	27.311	21.739	302.9
17	1'33.659 *	30.901	13.869	27.296	21.593*	301.4
18	1'33.792	30.815	13.852	27.483	21.642	303.7
19	1'33.831 *	30.955	13.783	27.320	21.773*	303.7
20	1'33.914	30.994	13.796	27.383	21.741	303.7
21	1'33.915	30.982	13.908	27.429	21.596	300.7
22	1'34.287 *	30.958	13.871	27.585*	21.873	303.7
23	1'36.550	33.475	13.794	27.521	21.760	302.9
24	1'34.069	31.041	13.826	27.565	21.637	304.4
25	1'33.936	30.894	13.835	27.588	21.619	305.2
26	1'34.296	31.079	13.907	27.570	21.740	303.7

7th 10 Luca MARINI DUCATI ITA
 Mooney VR46 Racing Team
 Runs=1 Total laps=26 Full laps=25 Valid laps=25

Run #	1	Front Tyre	Slick-Hard	Rear Tyre	Slick-Medium	Speed
		New Tyre		New Tyre		
1	1'40.360	36.809	14.105	27.616	21.830	309.0
2	1'34.277	31.041	13.921	27.541	21.774	310.6
3	1'34.006	30.861	13.890	27.539	21.716	313.0
4	1'34.539	31.122	13.988	27.591	21.838	312.2
5	1'34.952	30.951	13.968	27.409	22.624	306.0

Fastest Lap: Jorge MARTIN Prima Pramac Racing SPA **1'33.065** 30.539 13.795 27.258 21.473

These data/results cannot be reproduced, stored and/or transmitted in whole or in part by any manner of electronic, mechanical, photocopying, recording, broadcasting or otherwise now known or herein after developed without the previous express consent by the copyright owner, except for reproduction in daily press and regular printed publications on sale to the public within 60 days of the event related to those data/results and always provided that copyright symbol appears together as follows below.
 © DORNA, 2023



Race

MotoGP

Lap	Lap Time	T1	T2	T3	T4	Speed	Lap	Lap Time	T1	T2	T3	T4	Speed										
6	1'34.895	31.644	14.037	27.424	21.790	310.6	9th 21	Franco MORBIDELLI	YAMAHA	ITA	Monster Energy Yamaha MotoGP	Runs=1	Total laps=26	Full laps=25	Valid laps=24								
7	1'34.016	30.988	13.837	27.506	21.685	311.4																	
8	1'34.260	30.914	13.880	27.486	21.980	311.4																	
9	1'33.696	30.909	13.856	27.376	21.555	309.0																	
10	1'33.866	30.863	13.875	27.461	21.667	307.5																	
11	1'33.774	30.838	13.883	27.438	21.615	309.8																	
12	1'33.682	30.837	13.794	27.441	21.610	311.4																	
13	1'33.633	30.766	13.879	27.383	21.605	309.8																	
14	1'34.208	30.931	13.962	27.402	21.913	305.2																	
15	1'34.023	30.880	13.938	27.360	21.845	306.0																	
16	1'34.035	30.830	13.965	27.406	21.834	305.2																	
17	1'34.077	30.862	13.961	27.407	21.847	305.2																	
18	1'34.022	30.798	13.984	27.467	21.773	307.5																	
19	1'34.162	30.754	13.956	27.613	21.839	306.7																	
20	1'33.944	30.904	13.896	27.398	21.746	306.0																	
21	1'33.762	30.825	13.867	27.316	21.754	306.0																	
22	1'33.967	30.829	13.962	27.395	21.781	306.7																	
23	1'33.815	30.752	13.800	27.470	21.793	306.7																	
24	1'33.655	30.797	13.741	27.328	21.789	307.5																	
25	1'33.980	30.753	13.909	27.482	21.836	304.4																	
26	1'34.208	30.826	13.827	27.519	22.036	305.2																	
8th 30																Takaaki NAKAGAMI	HONDA	JPN	LCR Honda IDEMITSU				
Runs=1																Total laps=26	Full laps=25	Valid laps=18					
Run #	1	Front Tyre	Slick-Medium	Rear Tyre	Slick-Soft																		
		New Tyre		New Tyre																			
1	1'41.281	37.340	14.365	27.635	21.941	302.2																	
2	1'34.336	31.380	13.889	27.338	21.729	302.9																	
3	1'33.859	30.882	13.919	27.450	21.608	306.7																	
4	1'34.471	31.238	13.904	27.378	21.951	304.4																	
5	1'34.282 *	31.290	14.060	27.325	21.607*	301.4																	
6	1'34.412 *	31.353	13.958	27.409	21.692*	305.2																	
7	1'34.031 *	31.054	13.876	27.403	21.698*	300.7																	
8	1'33.668 *	30.987	13.929	27.371	21.381*	300.7																	
9	1'33.925	31.006	13.836	27.465	21.618	303.7																	
10	1'33.773	31.003	13.919	27.335	21.516	302.9																	
11	1'33.964	31.060	13.945	27.543	21.416	300.0																	
12	1'33.668 *	30.911	13.880	27.423	21.454*	300.0																	
13	1'34.023	30.937	13.972	27.448	21.666	299.2																	
14	1'36.115	33.175	13.963	27.369	21.608	295.6																	
15	1'33.969	31.068	13.956	27.390	21.555	295.6																	
16	1'34.125	30.968	13.999	27.429	21.729	300.0																	
17	1'33.677 *	31.000	13.855	27.303	21.519*	298.5																	
18	1'33.823	31.008	13.898	27.351	21.566	300.7																	
19	1'33.633	30.972	13.807	27.380	21.474	300.0																	
20	1'33.936	31.071	13.889	27.416	21.560	300.7																	
21	1'33.534	30.976	13.836	27.275	21.447	298.5																	
22	1'33.855	31.153	13.875	27.422	21.405	300.7																	
23	1'34.245	31.125	13.844	27.550	21.726	300.7																	
24	1'33.684	31.103	13.795	27.373	21.413	302.2																	
25	1'33.874 *	31.053	13.785	27.426	21.610*	302.9																	
26	1'34.093	31.061	13.849	27.532	21.651	300.7																	
10th 37							Augusto FERNANDEZ	KTM	SPA	GASGAS Factory Racing Tech3													
Runs=1							Total laps=26	Full laps=25	Valid laps=22														
Run #	1	Front Tyre	Slick-Hard	Rear Tyre	Slick-Soft																		
		New Tyre		New Tyre																			
1	1'43.429	38.426	14.815	28.045	22.143	287.3																	
2	1'35.161	31.420	14.047	27.764	21.930	300.7																	
3	1'35.463	31.637	14.190	27.613	22.023	302.9																	
4	1'34.966	31.288	14.204	27.583	21.891	301.4																	
5	1'34.467	31.059	14.132	27.466	21.810	302.9																	
6	1'36.729 *	31.204	14.057	27.459	24.009*	301.4																	
7	1'36.172 *	32.092*	14.114	27.929	22.037	300.7																	
8	1'34.651	31.264	14.019	27.620	21.748	302.2																	
9	1'34.823	31.175	14.222	27.630	21.796	295.6																	
10	1'34.672	31.139	14.062	27.546	21.925	300.0																	
11	1'34.266	31.032	13.994	27.474	21.766	302.2																	
12	1'34.604	31.174	13.939	27.562	21.929	302.9																	
13	1'34.297	30.963	13.989	27.434	21.911	300.7																	
14	1'34.470	31.015	14.104	27.582	21.769	300.7																	
15	1'34.267	30.998	14.008	27.464	21.797	300.7																	
16	1'34.619	31.218	14.068	27.530	21.803	299.2																	
17	1'34.358	31.066	13.991	27.460	21.841	297.0																	
18	1'34.573	31.028	14.121	27.492	21.932	302.2																	
19	1'34.464	31.092	14.040	27.568	21.764	300.0																	

Fastest Lap: Jorge MARTIN Prima Pramac Racing SPA **1'33.065** 30.539 13.795 27.258 21.473

These data/results cannot be reproduced, stored and/or transmitted in whole or in part by any manner of electronic, mechanical, photocopying, recording, broadcasting or otherwise now known or herein after developed without the previous express consent by the copyright owner, except for reproduction in daily press and regular printed publications on sale to the public within 60 days of the event related to those data/results and always provided that copyright symbol appears together as follows below.
© DORNA, 2023

Official MotoGP Timing by TISSOT
www.motogp.com

Assen, Sunday, June 25, 2023

Page 3 of 6



Race

MotoGP

Lap	Lap Time	T1	T2	T3	T4	Speed	Lap	Lap Time	T1	T2	T3	T4	Speed
20	1'34.295	31.031	14.086	27.496	21.682	299.2	12	1'34.208	30.868	13.924	27.456	21.960	305.2
21	1'34.193	31.034	14.025	27.443	21.691	300.0	13	1'34.371	31.024	14.038	27.482	21.827	301.4
22	1'34.696	31.312	14.078	27.556	21.750	299.2	14	1'34.421	31.211	14.075	27.414	21.721	301.4
23	1'34.325	30.996	13.978	27.510	21.841	300.0	15	1'34.032	30.928	13.976	27.358	21.770	301.4
24	1'34.499 *	31.120	13.973	27.632	21.774*	300.7	16	1'36.490	32.625	14.199	27.744	21.922	300.0
25	1'34.425	30.966	14.002	27.641	21.816	300.7	17	1'34.480	31.168	14.041	27.549	21.722	300.0
26	1'34.492	31.009	14.027	27.520	21.936	299.2	18	1'34.404	31.051	14.016	27.502	21.835	301.4

11th 32 **Lorenzo SAVADORI** APRILIA ITA
Aprilia Racing
Runs=1 Total laps=26 Full laps=25 Valid laps=22

Run #	1	Front Tyre	Slick-Hard	Rear Tyre	Slick-Soft	Speed
		New Tyre		New Tyre		
1	1'42.905	38.488	14.422	27.952	22.043	298.5
2	1'35.295 *	31.502	14.138	27.704*	21.951	301.4
3	1'36.419	32.646	14.283	27.595	21.895	306.0
4	1'35.054	31.356	14.122	27.794	21.782	306.0
5	1'34.475 *	31.218	14.131	27.436	21.690*	300.0
6	1'34.651	31.069	14.009	27.539	22.034	305.2
7	1'34.926	31.584	13.993	27.438	21.911	301.4
8	1'34.151	31.223	13.901	27.394	21.633	303.7
9	1'34.114	31.114	13.964	27.344	21.692	299.2
10	1'34.101	31.099	13.889	27.453	21.660	305.2
11	1'34.411	31.177	14.071	27.510	21.653	303.7
12	1'34.392	31.150	13.879	27.464	21.899	304.4
13	1'34.571	31.190	14.010	27.491	21.880	302.2
14	1'35.124	31.488	14.125	27.656	21.855	300.7
15	1'34.755	31.167	14.078	27.640	21.870	299.2
16	1'34.342 *	31.024	14.003	27.560	21.755*	300.7
17	1'34.727	31.179	13.904	27.596	22.048	300.0
18	1'35.349	31.610	14.194	27.685	21.860	301.4
19	1'34.856	31.340	14.041	27.675	21.800	301.4
20	1'35.079	31.534	13.934	27.673	21.938	300.0
21	1'35.126	31.296	14.064	27.827	21.939	298.5
22	1'35.197	31.580	14.216	27.617	21.784	303.7
23	1'34.409	31.258	13.937	27.513	21.701	304.4
24	1'34.411	31.194	13.917	27.599	21.701	306.0
25	1'34.555	31.182	13.911	27.614	21.848	303.7
26	1'35.329	31.333	14.069	27.912	22.015	303.7

12th 25 **Raul FERNANDEZ** APRILIA SPA
CryptoDATA RNF MotoGP Team
Runs=1 Total laps=26 Full laps=25 Valid laps=21

Run #	1	Front Tyre	Slick-Hard	Rear Tyre	Slick-Medium	Speed
		New Tyre		New Tyre		
1	1'42.634	38.334	14.405	27.909	21.986	302.9
2	1'34.760 *	31.247	14.040	27.699	21.774*	304.4
3	1'34.702 *	30.883	14.113	27.487	22.219*	306.0
4	1'34.617	31.011	14.106	27.574	21.926	306.7
5	1'34.408	30.980	14.062	27.468	21.898	303.7
6	1'34.140 *	31.023	14.003	27.428	21.686*	305.2
7	1'34.127	31.008	13.867	27.486	21.766	306.7
8	1'34.222 *	30.963	13.960	27.356*	21.943	305.2
9	1'34.128	31.050	13.950	27.369	21.759	303.7
10	1'45.764	30.952	13.817			302.9
11	1'33.993	31.113	13.979	27.335	21.566	302.9

13th 6 **Stefan BRADL** HONDA GER
LCR Honda CASTROL
Runs=1 Total laps=26 Full laps=25 Valid laps=25

Run #	1	Front Tyre	Slick-Hard	Rear Tyre	Slick-Soft	Speed
		New Tyre		New Tyre		
1	1'42.581	38.064	14.395	28.062	22.060	301.4
2	1'35.483	31.500	14.071	27.942	21.970	301.4
3	1'35.615	31.855	14.091	27.742	21.927	301.4
4	1'34.998	31.274	14.177	27.630	21.917	299.2
5	1'34.720	31.155	14.179	27.577	21.809	298.5
6	1'35.336	31.380	14.081	27.614	22.261	302.2
7	1'35.119	31.338	13.952	27.557	22.272	301.4
8	1'34.692	31.342	14.014	27.552	21.784	303.7
9	1'34.597	31.195	14.016	27.572	21.814	300.7
10	1'34.812	31.330	13.993	27.675	21.814	299.2
11	1'34.629	31.245	13.957	27.572	21.855	300.0
12	1'34.711	31.152	13.984	27.570	22.005	301.4
13	1'34.812	31.154	14.066	27.641	21.951	297.0
14	1'35.144	31.327	14.158	27.758	21.901	297.8
15	1'35.085	31.399	14.090	27.653	21.943	297.8
16	1'35.196	31.449	14.117	27.641	21.989	302.2
17	1'34.615	31.180	13.955	27.579	21.901	300.0
18	1'34.920	31.267	14.027	27.669	21.957	301.4
19	1'34.898	31.268	14.001	27.670	21.959	298.5
20	1'35.048	31.240	14.048	27.765	21.995	297.8
21	1'35.054	31.374	14.072	27.668	21.940	296.3
22	1'35.733	31.392	14.177	27.839	22.325	297.8
23	1'35.266	31.399	14.075	27.810	21.982	299.2
24	1'35.357	31.418	14.070	27.850	22.019	301.4
25	1'35.657	31.355	14.123	28.031	22.148	299.2
26	1'36.066	31.428	14.297	28.127	22.214	299.2

14th 94 **Jonas FOLGER** KTM GER
GASGAS Factory Racing Tech3
Runs=1 Total laps=26 Full laps=25 Valid laps=25

Run #	1	Front Tyre	Slick-Medium	Rear Tyre	Slick-Soft	Speed
		New Tyre		New Tyre		
1	1'43.776	38.940	14.598	27.994	22.244	290.7
2	1'35.484	31.528	14.045	27.804	22.107	302.9
3	1'36.122	31.812	14.505	27.726	22.079	305.2

Fastest Lap: Jorge MARTIN Prima Pramac Racing SPA **1'33.065** 30.539 13.795 27.258 21.473

These data/results cannot be reproduced, stored and/or transmitted in whole or in part by any manner of electronic, mechanical, photocopying, recording, broadcasting or otherwise now known or herein after developed without the previous express consent by the copyright owner, except for reproduction in daily press and regular printed publications on sale to the public within 60 days of the event related to those data/results and always provided that copyright symbol appears together as follows below.
© DORNA, 2023



Race

MotoGP

Lap	Lap Time	T1	T2	T3	T4	Speed	Lap	Lap Time	T1	T2	T3	T4	Speed
4	1'34.935	31.294	14.126	27.642	21.873	304.4	4	1'35.255 *	31.444	14.332	27.617	21.862*	300.0
5	1'35.198	31.323	14.024	27.930	21.921	301.4	5	1'34.517	31.139	14.129	27.467	21.782	301.4
6	1'35.303	31.251	14.129	27.790	22.133	300.0	6	1'34.751	31.234	14.066	27.559	21.892	305.2
7	1'35.832	31.843	14.116	27.885	21.988	302.9	7	1'34.403 *	31.123	13.979	27.499	21.802*	295.6
8	1'34.816	31.399	13.988	27.622	21.807	303.7	8	1'34.206	31.139	13.942	27.511	21.614	299.2
9	1'34.771	31.172	14.115	27.673	21.811	300.0	9	1'34.334	31.043	14.069	27.514	21.708	297.8
10	1'34.799	31.230	14.017	27.616	21.936	302.9	10	1'34.244	31.017	13.970	27.454	21.803	299.2
11	1'34.589	31.272	14.033	27.533	21.751	302.2	11	1'34.150	31.110	13.956	27.423	21.661	300.0
12	1'34.695	31.123	13.887	27.594	22.091	304.4	12	1'34.218	31.035	14.002	27.390	21.791	300.0
13	1'35.535	31.293	14.185	27.769	22.288	297.8	13	1'35.277	31.438	14.268	27.576	21.995	285.9
14	1'35.664	31.786	14.158	27.657	22.063	300.7	14	1'54.733 P	31.955	20.939*	30.113	31.726	204.6
15	1'35.175	31.315	14.145	27.687	22.028	298.5							
16	1'35.458	31.488	14.140	27.600	22.230	298.5							
17	1'34.722	31.196	13.995	27.593	21.938	299.2							
18	1'34.871	31.150	14.081	27.646	21.994	299.2							
19	1'35.056	31.323	14.072	27.636	22.025	294.9							
20	1'35.065	31.205	14.110	27.672	22.078	294.9							
21	1'35.334	31.261	14.055	27.633	22.385	297.0							
22	1'35.372	31.341	14.096	27.882	22.053	298.5							
23	1'34.996	31.374	14.056	27.626	21.940	297.8							
24	1'35.239	31.319	14.089	27.690	22.141	299.2							
25	1'35.026	31.263	14.040	27.708	22.015	300.0							
26	1'35.416	31.507	13.998	27.750	22.161	296.3							

15th 49 Fabio DI GIANNANTONI DUCATI ITA
Gresini Racing MotoGP
Runs=1 Total laps=18 Full laps=17 Valid laps=16

Run #	1	Front Tyre	Slick-Hard	Rear Tyre	Slick-Soft	
		New Tyre		New Tyre		
1	1'43.140	38.549	14.341	28.067	22.183	301.4
2	1'34.514	31.123	13.905	27.564	21.922	306.0
3	1'34.337	30.903	14.020	27.417	21.997	309.8
4	1'34.575	30.974	14.054	27.676	21.871	306.0
5	1'34.498	30.934	14.067	27.541	21.956	305.2
6	1'34.090	30.947	13.934	27.513	21.696	306.7
7	1'34.280	30.950	13.927	27.409	21.994	304.4
8	1'34.212	31.040	13.888	27.428	21.856	310.6
9	1'33.710	30.782	13.851	27.445	21.632	302.9
10	1'33.675	30.806	13.827	27.359	21.683	302.9
11	1'33.689	30.837	13.866	27.426	21.560	303.7
12	1'33.943 *	30.947	13.835	27.467	21.694*	305.2
13	1'33.862	30.826	13.862	27.403	21.771	304.4
14	1'33.985	30.870	13.936	27.422	21.757	303.7
15	1'33.941	30.967	13.899	27.435	21.640	304.4
16	1'34.228	30.990	13.925	27.494	21.819	302.2
17	1'33.887	30.914	13.938	27.394	21.641	304.4
18	1'33.891	30.905	13.882	27.384	21.720	305.2

16th 27 Iker LECUONA HONDA SPA
Repsol Honda Team
Runs=1 Total laps=14 Full laps=12 Valid laps=9

Run #	1	Front Tyre	Slick-Hard	Rear Tyre	Slick-Soft	
		New Tyre		New Tyre		
1	1'43.269	38.585	14.465	28.116	22.103	298.5
2	1'35.165	31.394	14.110	27.702	21.959	300.7
3	1'35.488 *	31.589	14.222	27.679*	21.998	302.2

17th 88 Miguel OLIVEIRA APRILIA POR
CryptoDATA RNF MotoGP Team
Runs=1 Total laps=12 Full laps=10 Valid laps=9

Run #	1	Front Tyre	Slick-Hard	Rear Tyre	Slick-Medium	
		New Tyre		New Tyre		
1	1'40.611	36.961	14.198	27.654	21.798	302.9
2	1'34.407	30.888	14.056	27.563	21.900	310.6
3	1'33.971	30.941	14.079	27.290	21.661	311.4
4	1'34.397	30.958	14.026	27.500	21.913	309.0
5	1'34.553	31.270	14.118	27.221	21.944	305.2
6	1'34.424	31.111	14.166	27.442	21.705	305.2
7	1'33.680	30.745	13.953	27.296	21.686	306.7
8	1'34.019 *	30.815	14.063	27.232	21.909*	306.0
9	1'34.077	31.001	13.997	27.395	21.684	304.4
10	1'37.423	30.857	13.933	27.482	25.151	303.7
11	1'34.529	31.190	14.140	27.390	21.809	303.7
12	1'43.746 P	31.139	13.968	27.364	31.275	306.0

18th 23 Enea BASTIANINI DUCATI ITA
Ducati Lenovo Team
Runs=1 Total laps=6 Full laps=5 Valid laps=5

Run #	1	Front Tyre	Slick-Hard	Rear Tyre	Slick-Medium	
		New Tyre		New Tyre		
1	1'41.740	37.964	14.339	27.784	21.653	306.7
2	1'34.310	31.249	14.016	27.448	21.597	309.0
3	1'33.847	30.882	13.954	27.386	21.625	314.6
4	1'33.939	31.032	13.875	27.397	21.635	313.0
5	1'34.289	31.190	13.989	27.382	21.728	310.6
6	1'34.364	31.179	14.041	27.452	21.692	306.0

19th 12 Maverick VIÑALES APRILIA SPA
Aprilia Racing
Runs=1 Total laps=3 Full laps=2 Valid laps=1

Run #	1	Front Tyre	Slick-Hard	Rear Tyre	Slick-Medium	
		New Tyre		New Tyre		
1	1'41.028	37.029	14.299	27.593	22.107	302.9
2	1'34.009 *	30.875	13.910	27.469	21.755*	313.0
3	1'33.638	30.740	13.874	27.423	21.601	313.0
	unfinished	30.882	13.877			310.6

Fastest Lap: Jorge MARTIN Prima Pramac Racing SPA **1'33.065** 30.539 13.795 27.258 21.473

These data/results cannot be reproduced, stored and/or transmitted in whole or in part by any manner of electronic, mechanical, photocopying, recording, broadcasting or otherwise now known or herein after developed without the previous express consent by the copyright owner, except for reproduction in daily press and regular printed publications on sale to the public within 60 days of the event related to those data/results and always provided that copyright symbol appears together as follows below.
© DORNA, 2023



Race

MotoGP

Lap	Lap Time	T1	T2	T3	T4	Speed	Lap	Lap Time	T1	T2	T3	T4	Speed
-----	----------	----	----	----	----	-------	-----	----------	----	----	----	----	-------

20th 20 **Fabio QUARTARARO** YAMAHA FRA
 Monster Energy Yamaha MotoGP
 Runs=1 Total laps=2 Full laps=1 Valid laps=1

Run #	1	Front Tyre	Slick-Hard	Rear Tyre	Slick-Medium	Speed
		New Tyre		New Tyre		
1	1'41.626	37.600	14.430	27.715	21.881	303.7
2	1'34.649	31.637	13.946	27.411	21.655	308.3
	unfinished	31.179				306.0

21st 5 **Johann ZARCO** DUCATI FRA
 Prima Pramac Racing
 Runs=1 Total laps=2 Full laps=1 Valid laps=1

Run #	1	Front Tyre	Slick-Hard	Rear Tyre	Slick-Soft	Speed
		New Tyre		New Tyre		
1	1'41.927	37.472	14.280	28.420	21.755	300.0
2	1'34.522	31.416	13.983	27.521	21.602	308.3
	unfinished	31.187				309.0

22nd 43 **Jack MILLER** KTM AUS
 Red Bull KTM Factory Racing
 Runs=1 Total laps=1 Full laps=0 Valid laps=0

Run #	1	Front Tyre	Slick-Hard	Rear Tyre	Slick-Soft	Speed
		New Tyre		New Tyre		
1	1'40.963	37.186	14.252	27.711	21.814	307.5

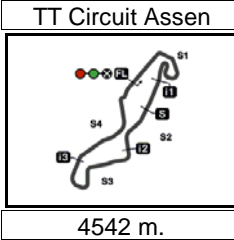
Fastest Lap: Jorge MARTIN	Prima Pramac Racing	SPA	1'33.065	30.539	13.795	27.258	21.473
----------------------------------	---------------------	-----	-----------------	--------	--------	--------	--------

These data/results cannot be reproduced, stored and/or transmitted in whole or in part by any manner of electronic, mechanical, photocopying, recording, broadcasting or otherwise now known or herein after developed without the previous express consent by the copyright owner, except for reproduction in daily press and regular printed publications on sale to the public within 60 days of the event related to those data/results and always provided that copyright symbol appears together as follows below.
 © DORNA, 2023

Official MotoGP Timing by **TISSOT**
 www.motogp.com

Assen, Sunday, June 25, 2023





MOTUL TT ASSEN

Race

Analysis by Lap

35

Num Lap Time Gap

Num	Lap Time	Gap	Num	Lap Time	Gap	Num	Lap Time	Gap	Num	Lap Time	Gap			
Lap 1														
33	1'39.183		21	1'34.914	4.656	21	1'34.118	7.420	27	1'34.334	13.338	94	1'34.695	22.364
1	1'39.392	0.209	49	1'34.337	4.721	49	1'34.090	7.467	32	1'34.114	13.940	25	1'34.208	23.747
72	1'39.762	0.579	25	1'34.702	4.826	25	1'34.140	7.574	6	1'34.597	15.091	Lap 13		
41	1'40.003	0.820	6	1'35.615	6.409	27	1'34.751	10.758	37	1'34.823	17.811	1	1'33.208	
10	1'40.360	1.177	27	1'35.488	6.652	6	1'35.336	11.046	94	1'34.771	18.187	33	1'33.723	0.643
88	1'40.611	1.428	37	1'35.463	6.783	32	1'34.651	11.112	Lap 10					
43	1'40.963	1.780	32	1'36.419	7.349	37	1'36.729	12.528	1	1'33.224		72	1'33.561	1.099
12	1'41.028	1.845	94	1'36.122	8.112	94	1'35.303	13.131	33	1'33.279	0.286	41	1'33.590	2.304
73	1'41.115	1.932	Lap 4			Lap 7			72	1'33.195	0.527	89	1'33.065	3.767
30	1'41.281	2.098	1	1'33.403		1	1'33.296		41	1'33.296	1.708	73	1'33.585	5.518
89	1'41.391	2.208	33	1'33.466	0.253	33	1'33.354	0.250	89	1'33.223	4.213	30	1'34.023	8.529
20	1'41.626	2.443	72	1'33.573	0.668	72	1'34.092	1.195	73	1'33.333	4.749	10	1'33.633	8.792
23	1'41.740	2.557	41	1'33.893	1.329	41	1'33.473	1.599	30	1'33.773	6.764	49	1'33.862	11.361
5	1'41.927	2.744	10	1'34.539	2.509	89	1'33.758	4.424	10	1'33.866	7.593	21	1'34.169	13.990
21	1'42.365	3.182	88	1'34.397	2.713	73	1'33.636	4.844	49	1'33.675	9.757	27	1'35.277	18.113
6	1'42.581	3.398	89	1'33.868	2.772	88	1'33.680	5.060	88	1'37.423	10.288	32	1'34.571	18.301
25	1'42.634	3.451	73	1'34.192	2.865	30	1'34.031	5.689	21	1'33.967	10.888	6	1'34.812	20.941
32	1'42.905	3.722	23	1'33.939	3.163	10	1'34.016	6.062	27	1'34.244	14.358	37	1'34.297	22.536
49	1'43.140	3.957	30	1'34.471	3.274	21	1'34.051	8.175	32	1'34.101	14.817	94	1'35.535	24.691
27	1'43.269	4.086	21	1'34.573	5.826	25	1'34.127	8.405	6	1'34.812	16.679	25	1'34.371	24.910
37	1'43.429	4.246	49	1'34.575	5.893	49	1'34.280	8.451	37	1'34.672	19.259	Lap 14		
94	1'43.776	4.593	25	1'34.617	6.040	27	1'34.403	11.865	94	1'34.799	19.762	1	1'33.567	
Lap 2														
33	1'34.111		6	1'34.998	8.004	32	1'34.926	12.742	25	1'45.764	22.228	33	1'33.502	0.578
1	1'34.051	0.149	37	1'34.966	8.346	6	1'35.119	12.869	Lap 11					
72	1'34.092	0.560	27	1'35.255	8.504	37	1'36.172	15.404	1	1'33.106		72	1'33.642	1.174
41	1'34.202	0.911	32	1'35.054	9.000	94	1'35.832	15.667	33	1'33.097	0.277	41	1'33.366	2.103
10	1'34.277	1.343	94	1'34.935	9.644	Lap 8			89	1'33.285	3.485			
88	1'34.407	1.724	Lap 5			1	1'33.463		73	1'33.556	5.507			
12	1'34.009	1.743	1	1'33.621		33	1'33.436	0.223	10	1'34.208	9.433			
73	1'34.253	2.074	33	1'33.538	0.170	72	1'33.138	0.870	49	1'33.985	11.779			
30	1'34.336	2.323	72	1'33.229	0.276	41	1'33.562	1.698	21	1'34.441	14.864			
89	1'34.299	2.396	41	1'33.503	1.211	89	1'33.558	4.519	32	1'35.124	19.858			
23	1'34.310	2.756	89	1'34.385	3.536	73	1'33.472	4.853	6	1'35.144	22.518			
20	1'34.649	2.981	88	1'34.553	3.645	88	1'34.019	5.616	37	1'34.470	23.439			
5	1'34.522	3.155	73	1'34.452	3.696	30	1'33.668	5.894	25	1'34.421	25.764			
21	1'34.647	3.718	23	1'34.289	3.831	10	1'34.260	6.859	94	1'35.664	26.788			
25	1'34.760	4.100	10	1'34.952	3.840	25	1'34.222	9.164	27	1'54.733	39.279			
49	1'34.514	4.360	30	1'34.282	3.935	21	1'34.480	9.192	Lap 15					
6	1'35.483	4.770	21	1'34.490	6.695	49	1'34.212	9.200	1	1'33.585				
32	1'35.295	4.906	49	1'34.498	6.770	27	1'34.206	12.608	33	1'33.615	0.608			
27	1'35.165	5.140	25	1'34.408	6.827	32	1'34.151	13.430	72	1'33.688	1.277			
37	1'35.161	5.296	6	1'34.720	9.103	6	1'34.692	14.098	41	1'33.601	2.119			
94	1'35.484	5.966	37	1'34.467	9.192	37	1'34.651	16.592	89	1'33.660	3.560			
Lap 3														
1	1'33.827		27	1'34.517	9.400	94	1'34.816	17.020	88	1'34.529	11.711			
33	1'34.166	0.190	32	1'34.475	9.854	Lap 9			21	1'34.139	11.921			
72	1'33.914	0.498	94	1'35.198	11.221	1	1'33.604		27	1'34.150	15.402			
41	1'33.904	0.839	Lap 6			21	1'34.480	9.192	32	1'34.411	16.122			
10	1'34.006	1.373	1	1'33.393		49	1'34.212	9.200	6	1'34.629	18.202			
12	1'33.638	1.405	33	1'33.415	0.192	27	1'34.201	12.608	37	1'34.266	20.419			
88	1'33.971	1.719	72	1'33.516	0.399	32	1'34.101	13.430	94	1'34.589	21.245			
73	1'33.978	2.076	41	1'33.604	1.422	6	1'34.692	14.098	25	1'33.993	23.115			
30	1'33.859	2.206	89	1'33.819	3.962	37	1'34.651	16.592	Lap 12					
89	1'33.887	2.307	73	1'34.201	4.504	94	1'34.816	17.020	1	1'33.576				
23	1'33.847	2.627	88	1'34.424	4.676	Lap 10			33	1'33.427	0.128			
Lap 4														
1	1'33.403		23	1'34.364	4.802	41	1'33.542	1.636	72	1'33.438	0.746			
33	1'33.466	0.253	30	1'34.412	4.954	89	1'33.299	4.214	41	1'33.481	1.922			
72	1'33.573	0.668	10	1'34.895	5.342	73	1'33.391	4.640	89	1'33.184	3.910			
41	1'33.893	1.329	Lap 5			88	1'34.077	6.089	73	1'33.859	5.141			
10	1'34.539	2.509	1	1'33.621		30	1'33.925	6.215	30	1'33.668	7.714			
23	1'41.927	2.744	33	1'33.538	0.170	10	1'33.696	6.951	10	1'33.682	8.367			
21	1'42.365	3.182	72	1'33.229	0.276	49	1'33.710	9.306	49	1'33.943	10.707			
6	1'42.581	3.398	41	1'33.503	1.211	25	1'34.128	9.688	21	1'34.684	13.029			
25	1'42.634	3.451	89	1'34.385	3.536	21	1'34.557	10.145	27	1'34.218	16.044			
32	1'42.905	3.722	88	1'34.553	3.645	Lap 11			32	1'34.392	16.938			
49	1'43.140	3.957	73	1'34.452	3.696	1	1'33.576		6	1'34.711	19.337			
27	1'43.269	4.086	23	1'34.289	3.831	33	1'33.427	0.128	37	1'34.604	21.447			
37	1'43.429	4.246	10	1'34.952	3.840	72	1'33.438	0.746	88	1'43.746	21.881			
94	1'43.776	4.593	30	1'34.282	3.935	41	1'33.481	1.922	Lap 13					
Lap 2														
33	1'34.111		21	1'34.490	6.695	89	1'33.184	3.910	1	1'33.208				
1	1'34.051	0.149	49	1'34.498	6.770	73	1'33.859	5.141	33	1'33.723	0.643			
72	1'34.092	0.560	25	1'34.408	6.827	30	1'33.668	7.714	72	1'33.561	1.099			
41	1'34.202	0.911	6	1'34.720	9.103	10	1'33.682	8.367	41	1'33.590	2.304			
10	1'34.277	1.343	37	1'34.467	9.192	49	1'33.943	10.707	89	1'33.065	3.767			
88	1'34.407	1.724	27	1'34.517	9.400	21	1'34.684	13.029	73	1'33.585	5.518			
12	1'34.009	1.743	32	1'34.475	9.854	27	1'34.218	16.044	30	1'34.023	8.529			
73	1'34.253	2.074	94	1'35.198	11.221	32	1'34.392	16.938	10	1'33.633	8.792			
30	1'34.336	2.323	Lap 6			6	1'34.711	19.337	49	1'33.862	11.361			
89	1'34.299	2.396	1	1'33.393		37	1'34.604	21.447	21	1'34.169	13.990			
23	1'34.310	2.756	33	1'33.415	0.192	94	1'35.535	24.691	27	1'35.277	18.113			
20	1'34.649	2.981	72	1'33.516	0.399	Lap 12			32	1'34.571	18.301			
5	1'34.522	3.155	41	1'33.604	1.422	1	1'33.224		6	1'34.812	20.941			
21	1'34.647	3.718	89	1'33.819	3.962	33	1'33.279	0.286	37	1'34.297	22.536			
25	1'34.760	4.100	73	1'34.201	4.504	72	1'33.195	0.527	94	1'35.535	24.691			
49	1'34.514	4.360	88	1'34.424	4.676	41	1'33.296	1.708	25	1'34.371	24.910			
6	1'35.483	4.770	23	1'34.364	4.802	89	1'33.223	4.213	Lap 14					
32	1'35.295	4.906	30	1'34.412	4.954	73	1'33.333	4.749	1	1'33.567				
27	1'35.165	5.140	10	1'34.895	5.342	30	1'33.773	6.764	33	1'33.279	0.286			
37	1'35.161	5.296</												

Num	Lap Time	Gap					
41	1'33.476	2.094	10	1'33.944	13.070	6	1'35.357 38.431
89	1'33.484	3.543	30	1'33.936	13.614	94	1'35.239 42.817
73	1'33.829	6.011	21	1'34.540	21.564	Lap 25	
10	1'34.035	10.405	32	1'35.079	28.340	1	1'33.813
30	1'34.125	12.085	37	1'34.295	29.389	72	1'33.695 1.011
49	1'34.228	12.862	6	1'35.048	31.654	33	1'33.639 1.498
21	1'34.299	16.529	25	1'34.352	33.151	41	1'33.694 1.708
32	1'34.342	21.869	94	1'35.065	36.509	89	1'33.779 2.028
37	1'34.619	25.239	Lap 21			73	1'33.936 11.978
6	1'35.196	25.713	1	1'33.420		10	1'33.980 13.803
25	1'36.490	29.200	72	1'33.359 1.071		30	1'33.874 14.360
94	1'35.458	30.335	33	1'33.545 1.782		21	1'34.704 27.714
Lap 17			41	1'33.434 2.082		37	1'34.425 33.081
1	1'33.387		89	1'33.333 3.078		32	1'34.555 33.592
72	1'33.672 1.287		73	1'33.915 8.162		25	1'35.001 36.911
33	1'34.095 1.410		10	1'33.762 13.412		6	1'35.657 40.275
41	1'33.494 2.201		30	1'33.534 13.728		94	1'35.026 44.030
89	1'33.109 3.265		21	1'34.911 23.055		Lap 26	
73	1'33.659 6.283		32	1'35.126 30.046		1	1'33.837
10	1'34.077 11.095		37	1'34.193 30.162		72	1'34.049 1.223
30	1'33.677 12.375		6	1'35.054 33.288		33	1'33.867 1.528
49	1'33.887 13.362		25	1'34.342 34.073		41	1'34.054 1.925
21	1'34.409 17.551		94	1'35.334 38.423		89	1'33.743 1.934
32	1'34.727 23.209		Lap 22			73	1'34.296 12.437
37	1'34.358 26.210		1	1'33.515		10	1'34.208 14.174
6	1'34.615 26.941		72	1'33.864 1.420		30	1'34.093 14.616
25	1'34.480 30.293		33	1'33.621 1.888		21	1'35.458 29.335
94	1'34.722 31.670		41	1'33.565 2.132		37	1'34.492 33.736
Lap 18			89	1'33.367 2.930		32	1'35.329 35.084
1	1'33.355		73	1'34.287 8.934		25	1'36.548 39.622
72	1'33.458 1.390		10	1'33.967 13.864		6	1'36.066 42.504
33	1'33.435 1.490		30	1'33.855 14.068		94	1'35.416 45.609
41	1'33.345 2.191		21	1'35.032 24.572			
89	1'33.422 3.332		37	1'34.696 31.343			
73	1'33.792 6.720		32	1'35.197 31.728			
10	1'34.022 11.762		25	1'34.655 35.213			
30	1'33.823 12.843		6	1'35.733 35.506			
49	1'33.891 13.898		94	1'35.372 40.280			
21	1'34.720 18.916		Lap 23				
32	1'35.349 25.203		1	1'33.814			
37	1'34.573 27.428		72	1'33.730 1.336			
6	1'34.920 28.506		33	1'33.936 2.010			
25	1'34.404 31.342		41	1'33.991 2.309			
94	1'34.871 33.186		89	1'33.350 2.466			
Lap 19			73	1'36.550 11.670			
1	1'33.289		10	1'33.815 13.865			
72	1'33.350 1.451		30	1'34.245 14.499			
33	1'33.511 1.712		21	1'34.984 25.742			
41	1'33.187 2.089		37	1'34.325 31.854			
89	1'33.107 3.150		32	1'34.409 32.323			
73	1'33.831 7.262		25	1'33.861 35.260			
10	1'34.162 12.635		6	1'35.266 36.958			
30	1'33.633 13.187		94	1'34.996 41.462			
21	1'34.906 20.533		Lap 24				
32	1'34.856 26.770		1	1'33.884			
37	1'34.464 28.603		72	1'33.677 1.129			
6	1'34.898 30.115		33	1'33.546 1.672			
25	1'34.255 32.308		41	1'33.402 1.827			
94	1'35.056 34.953		89	1'33.480 2.062			
Lap 20			73	1'34.069 11.855			
1	1'33.509		10	1'33.655 13.636			
72	1'33.190 1.132		30	1'33.684 14.299			
33	1'33.454 1.657		21	1'34.965 26.823			
41	1'33.488 2.068		37	1'34.499 32.469			
89	1'33.524 3.165		32	1'34.411 32.850			
73	1'33.914 7.667		25	1'34.347 35.723			

Lapped rider

These data/results cannot be reproduced, stored and/or transmitted in whole or in part by any manner of electronic, mechanical, photocopying, recording, broadcasting or otherwise now known or herein after developed without the previous express consent by the copyright owner, except for reproduction in daily press and regular printed publications on sale to the public within 60 days of the event related to those data/results and always provided that copyright symbol appears together as follows below.

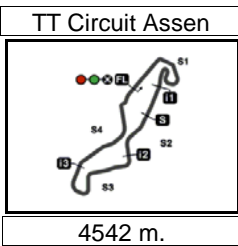
© DORNA, 2023

Official MotoGP Timing by TISSOT
www.motogp.com

Assen, Sunday, June 25, 2023

Page 2 of 2





Results and timing service provided by TISSOT

MOTUL TT ASSEN

MotoGP™

2023 Rookie of the Year Classification

36

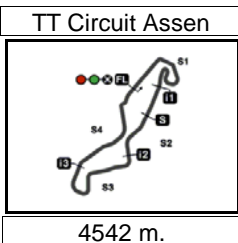
Rider	Points	Leader	Prev	POR	ARG	AME	SPA	FRA	ITA	GER	NED	GBR	AUT	CAT	RSM	IND	JPN	INA	AUS	THA	MAL	QAT	VAL
1 FERNANDEZ Augusto [SPA]	42			3	5	6	3	13	1	5	6												
				- 3	- 5	- 6	- 3	- 13	- 1	- 5	- 6												

These data/results cannot be reproduced, stored and/or transmitted in whole or in part by any manner of electronic, mechanical, photocopying, recording, broadcasting or otherwise now known or herein after developed without the previous express consent by the copyright owner, except for reproduction in daily press and regular printed publications on sale to the public within 60 days of the event related to those data/results and always provided that copyright symbol appears together as follows below.
© DORNA, 2023

Official MotoGP Timing by TISSOT
www.motogp.com

Assen, Sunday, June 25, 2023





Results and timing service provided by **TISSOT**

MOTUL TT ASSEN

MotoGP™

2023 Independent Team Classification

36

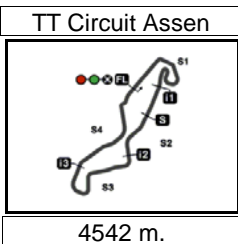
Rider	Points	Leader	Prev	POR	ARG	AME	SPA	FRA	ITA	GER	NED	GBR	AUT	CAT	RSM	IND	JPN	INA	AUS	THA	MAL	QAT	VAL
1 MARTIN Jorge [SPA]	159			9 9 -	13 2 11	7 7 -	19 6 13	32 12 20	27 7 20	37 12 25	15 4 11												
2 BEZZECCHI Marco [ITA]	158	1	1	16 - 16	34 9 25	14 4 10	1 1 -	28 3 25	17 9 8	16 3 13	32 12 20												
3 ZARCO Johann [FRA]	109	50	49	15 2 13	20 - 20	9 - 9	2 2 -	20 4 16	22 6 16	21 5 16	-												
4 MARINI Luca [ITA]	98	61	11	- - -	15 7 8	23 3 20	10 - 10	6 6 -	18 5 13	17 6 11	9 - 9												
5 MARQUEZ Alex [SPA]	63	96	35	12 1 11	21 5 16	- - -	8 - 8	- - -	- - -	11 2 9	11 1 10												
6 RINS Alex [SPA]	47	112	16	6 - 6	7 - 7	34 9 25	- - -	- - -	- - -	- - -	- - -												
7 FERNANDEZ Augusto [SPA]	42	117	5	3 - 3	5 - 5	6 - 6	3 - 3	13 - 13	1 - 1	5 - 5	6 - 6												
8 DI GIANNANTONIO Fabio [ITA]	34	125	8	- - -	6 - 6	7 - 7	4 - 4	8 - 8	2 - 2	7 - 7	- -												
9 NAKAGAMI Takaaki [JPN]	34	125	0	4 - 4	3 - 3	- - -	7 - 7	7 - 7	3 - 3	2 - 2	8 - 8												
10 OLIVEIRA Miguel [POR]	27	132	7	3 3 -	- - -	13 2 11	5 5 -	- - -	- - -	6 - 6	- -												
11 FOLGER Jonas [GER]	9	150	18	- - -	- - -	4 - 4	- - -	3 - 3	- - -	- - -	2 - 2												
12 FERNANDEZ Raul [SPA]	8	151	1	- - -	2 - 2	- - -	1 - 1	- - -	- - -	1 - 1	4 - 4												
13 SAVADORI Lorenzo [ITA]	4	155	4	- - -	- - -	- - -	- - -	4 - 4	- - -	- - -	- -												

These data/results cannot be reproduced, stored and/or transmitted in whole or in part by any manner of electronic, mechanical, photocopying, recording, broadcasting or otherwise now known or herein after developed without the previous express consent by the copyright owner, except for reproduction in daily press and regular printed publications on sale to the public within 60 days of the event related to those data/results and always provided that copyright symbol appears together as follows below.
© DORNA, 2023

Official MotoGP Timing by **TISSOT**
www.motogp.com

Assen, Sunday, June 25, 2023





Results and timing service provided by TISSOT

MOTUL TT ASSEN

MotoGP™

2023 Independent Team Classification

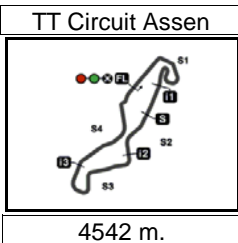
36

Rider	Points	Leader	Prev	POR	ARG	AME	SPA	FRA	ITA	GER	NED	GBR	AUT	CAT	RSM	IND	JPN	INA	AUS	THA	MAL	QAT	VAL
14 BRADL Stefan [GER]	3	156	1	-	-	-	-	-	-	-	3												
				-	-	-	-	-	-	-	3												

Team	Points	Leader	Previous	POR	ARG	AME	SPA	FRA	ITA	GER	NED	GBR	AUT	CAT	RSM	IND	JPN	INA	AUS	THA	MAL	QAT	VAL
1 PRIMA PRAMAC RACING	268			24	33	16	21	52	49	58	15												
2 MOONEY VR46 RACING TEAM	256	12	12	16	49	37	11	34	35	33	41												
3 GRESINI RACING MOTOGP	97	171	159	12	27	7	12	8	2	18	11												
4 LCR HONDA	84	184	13	10	10	34	7	7	3	2	11												
5 GASGAS FACTORY RACING TECH3	51	217	33	3	5	10	3	16	1	5	8												
6 CRYPTODATA RNF MOTOGP TEAM	39	229	12	3	2	13	6	4	-	7	4												

These data/results cannot be reproduced, stored and/or transmitted in whole or in part by any manner of electronic, mechanical, photocopying, recording, broadcasting or otherwise now known or herein after developed without the previous express consent by the copyright owner, except for reproduction in daily press and regular printed publications on sale to the public within 60 days of the event related to those data/results and always provided that copyright symbol appears together as follows below.
© DORNA, 2023





Results and timing service provided by **TISSOT**

After the **MOTUL TT ASSEN**

MotoGP™

2023 Riders Performance

(Qualifying Position / Sprint Starting Position - Sprint Position / Race Starting Position - Race Position)

37

Rider	Points	POR	ARG	AME	SPA	FRA	ITA	GER	NED	GBR	AUT	CAT	RSM	IND	JPN	INA	AUS	THA	MAL	QAT	VAL	
1 BAGNAIA Francesco	194	2	3	1	5	1	1	1	2													
		2-1	3-6	1-1	5-2	1-3	1-1	1-2	2-2													
		2-1	3-16	1-NC	5-1	1-NC	1-1	1-2	2-1													
2 MARTIN Jorge	159	3	8	12	3	5	6	6	10													
		3-2	8-8	12-3	3-4	5-1	6-3	6-1	10-6													
		3-NC	8-5	12-NL	3-4	5-2	5-2	6-1	10-5													
3 BEZZECCHI Marco	158	8	2	5	13	7	7	5	1													
		8-NC	2-2	5-6	13-9	7-7	7-2	5-7	1-1													
		7-3	2-1	5-6	13-NC	7-1	7-8	5-4	1-2													
4 BINDER Brad	114	15	15	11	4	10	11	9	5													
		15-12	15-1	11-5	4-1	10-2	11-11	9-6	5-5													
		14-6	15-17	11-13	4-2	10-6	10-5	8-NC	5-4													
5 ZARCO Johann	109	10	6	9	8	9	9	4	8													
		10-8	6-13	9-11	8-8	9-6	9-4	4-5	8-13													
		9-4	6-2	9-7	8-NC	9-3	9-3	4-3	8-NC													
6 MARINI Luca	98	9	7	3	9	3	4	2	3													
		9-NC	7-3	3-7	9-10	3-4	4-5	2-4	3-10													
		8-NC	7-8	3-2	9-6	3-NC	3-4	2-5	3-7													
7 MILLER Jack	79	5	16	10	2	4	5	3	12													
		5-4	16-10	10-9	2-3	4-NC	5-6	3-3	12-11													
		5-7	16-6	10-NC	2-3	4-NC	4-7	3-6	12-NC													
8 ESPARGARO Aleix	77	12	9	6	1	11	8	10	6													
		12-6	9-NC	6-4	1-NC	11-8	8-8	10-9	6-4													
		11-9	9-15	6-NL	1-5	11-5	8-6	9-16	6-3													
9 QUARTARARO Fabio	64	11	10	7	16	13	15	12	4													
		11-10	10-9	7-19	16-12	13-NC	15-10	12-13	4-3													
		10-8	10-7	7-3	16-10	13-7	14-11	11-13	4-NC													

NC=Not classified NL=Not finished first lap NP=Not started race re-start N2=Not finished first lap race re-start EX=Excluded NS=Not Started DS=Disqualified

These data/results cannot be reproduced, stored and/or transmitted in whole or in part by any manner of electronic, mechanical, photocopying, recording, broadcasting or otherwise now known or herein after developed without the previous express consent by the copyright owner, except for reproduction in daily press and regular printed publications on sale to the public within 60 days of the event related to those data/results and always provided that copyright symbol appears together as follows below.
© DORNA, 2023

Official MotoGP Timing by **TISSOT**
www.motogp.com



Rider	Points	POR	ARG	AME	SPA	FRA	ITA	GER	NED	GBR	AUT	CAT	RSM	IND	JPN	INA	AUS	THA	MAL	QAT	VAL	
10 MARQUEZ Alex	63	13	1	4	12	8	3	8	9													
		13-9	1-5	4-NC	12-NC	8-15	3-NL	8-8	9-9													
		12-5	1-3	4-NL	12-8	8-NC	6-NC	7-7	9-6													
11 MORBIDELLI Franco	57	17	4	14	14	17	14	17	15													
		17-14	4-4	14-14	14-16	17-13	14-16	17-15	15-15													
		16-14	4-4	14-8	14-11	17-10	13-10	16-12	15-9													
12 VIÑALES Maverick	56	7	5	8	10	6	13	13	7													
		7-5	5-7	8-10	10-7	6-9	13-13	13-NC	7-7													
		6-2	5-12	8-4	10-NC	6-NC	12-12	12-NC	7-NC													
13 RINS Alex	47	16	12	2	18	18	10	-	-													
		16-13	12-15	2-2	18-13	18-11	10-NC	-	-													
		15-10	12-9	2-1	18-NC	18-NC	-	-	-													
14 FERNANDEZ Augusto	42	19	17	20	21	12	21	15	21													
		19-NL	17-16	20-16	21-17	12-NC	21-20	15-14	21-14													
		18-13	17-11	20-10	21-13	12-4	20-15	14-11	20-10													
15 DI GIANNANTONIO Fabio	34	21	14	16	15	15	19	14	13													
		21-16	14-12	16-17	15-11	15-12	19-14	14-12	13-NC													
		20-NC	14-10	16-9	15-12	15-8	18-14	13-9	13-NC													
16 NAKAGAMI Takaaki	34	18	11	17	11	14	16	18	14													
		18-15	11-11	17-13	11-NC	14-10	16-17	18-17	14-12													
		17-12	11-13	17-NC	11-9	14-9	15-13	17-14	14-8													
17 OLIVEIRA Miguel	27	4	-	15	7	-	18	16	11													
		4-7	-	15-8	7-5	-	18-12	16-16	11-19													
		4-NC	-	15-5	-	-	17-NC	15-10	11-NC													
18 BASTIANINI Enea	18	6	-	-	24	-	12	11	18													
		6-NC	-	-	-	-	12-9	11-10	18-8													
		-	-	-	-	-	11-9	10-8	17-NC													
19 MARQUEZ Marc	15	1	-	-	-	2	2	7	17													
		1-3	-	-	-	2-5	2-7	7-11	17-17													
		1-NC	-	-	-	2-NC	2-NC	-	-													
20 PEDROSA Dani	13	-	-	-	6	-	-	-	-													
		-	-	-	6-6	-	-	-	-													
		-	-	-	6-7	-	-	-	-													

NC=Not classified NL=Not finished first lap NP=Not started race re-start N2=Not finished first lap race re-start EX=Excluded NS=Not Started DS=Disqualified

These data/results cannot be reproduced, stored and/or transmitted in whole or in part by any manner of electronic, mechanical, photocopying, recording, broadcasting or otherwise now known or herein after developed without the previous express consent by the copyright owner, except for reproduction in daily press and regular printed publications on sale to the public within 60 days of the event related to those data/results and always provided that copyright symbol appears together as follows below.
© DORNA, 2023

Official MotoGP Timing by TISSOT
www.motogp.com



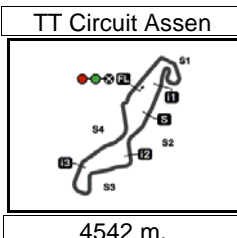
Rider	Points	POR	ARG	AME	SPA	FRA	ITA	GER	NED	GBR	AUT	CAT	RSM	IND	JPN	INA	AUS	THA	MAL	QAT	VAL		
21 SAVADORI Lorenzo	9	-	-	-	-	20	22	-	19														
		-	-	-	-	20-17	22-18	-	19-16														
		-	-	-	-	20-12	21-18	-	18-11														
22 FOLGER Jonas	9	-	-	22	22	21	23	20	23														
		-	-	22-20	22-19	21-NC	23-21	20-NC	23-21														
		-	-	22-12	22-17	21-13	22-19	19-17	22-14														
23 FERNANDEZ Raul	8	20	13	19	17	-	20	19	16														
		20-11	13-14	19-15	17-14	-	20-19	19-18	16-18														
		19-NC	13-14	19-NC	17-15	-	19-17	18-15	16-12														
24 PIRRO Michele	5	-	-	18	-	-	17	-	-														
		-	-	18-NC	-	-	17-15	-	-														
		-	-	18-11	-	-	16-16	-	-														
25 PETRUCCI Danilo	5	-	-	-	-	19	-	-	-														
		-	-	-	-	19-16	-	-	-														
		-	-	-	-	19-11	-	-	-														
26 MIR Joan	5	14	18	13	20	16	-	-	-														
		14-NL	18-NL	13-12	20-NC	16-14	-	-	-														
		13-11	-	13-NC	20-NC	16-NC	-	-	-														
27 BRADL Stefan	5	-	-	21	19	-	-	-	20														
		-	-	21-18	19-15	-	-	-	20-22														
		-	-	21-NC	19-14	-	-	-	19-13														
28 LECUONA Iker	0	-	-	-	23	-	-	-	22														
		-	-	-	23-18	-	-	-	22-20														
		-	-	-	23-16	-	-	-	21-NC														

NC=Not classified NL=Not finished first lap NP=Not started race re-start N2=Not finished first lap race re-start EX=Excluded NS=Not Started DS=Disqualified

These data/results cannot be reproduced, stored and/or transmitted in whole or in part by any manner of electronic, mechanical, photocopying, recording, broadcasting or otherwise now known or herein after developed without the previous express consent by the copyright owner, except for reproduction in daily press and regular printed publications on sale to the public within 60 days of the event related to those data/results and always provided that copyright symbol appears together as follows below.
© DORNA, 2023

Official MotoGP Timing by **TISSOT**
www.motogp.com





4542 m.

MOTUL TT ASSEN

Official Starting Grid

Race : 26 laps = 118.092 km



1	1 1'31.472 72 Marco BEZZECCHI Ducati	2 1'31.533 1 Francesco BAGNAIA Ducati	3 1'31.630 10 Luca MARINI Ducati
2	4 1'31.671 20 Fabio QUARTARARO Yamaha	5 1'31.704 33 Brad BINDER KTM	6 1'31.812 41 Aleix ESPARGARO Aprilia
3	7 1'31.837 12 Maverick VIÑALES Aprilia	8 1'31.881 5 Johann ZARCO Ducati	9 1'31.898 73 Alex MARQUEZ Ducati
4	10 1'32.170 89 Jorge MARTIN Ducati	11 1'32.174 88 Miguel OLIVEIRA Aprilia	12 1'32.715 43 Jack MILLER KTM
5	13 1'32.185 49 Fabio DI GIANNANTONIO Ducati	14 1'32.497 30 Takaaki NAKAGAMI Honda	15 1'32.530 21 Franco MORBIDELLI Yamaha
6	16 1'32.671 25 Raul FERNANDEZ Aprilia	17 1'32.844 23 Enea BASTIANINI Ducati	18 1'33.008 32 Lorenzo SAVADORI Aprilia
7	19 1'33.040 6 Stefan BRADL Honda	20 1'33.082 37 Augusto FERNANDEZ KTM	21 1'33.088 27 Iker LECUONA Honda
8	22 1'33.300 94 Jonas FOLGER KTM		

The results are provisional until the end of the limit for protest and appeals and until the ratification of the Event Management Committee.

Time limit for protest expires 60' at the latest after publication of the results - Time:

These data/results cannot be reproduced, stored and/or transmitted in whole or in part by any manner of electronic, mechanical, photocopying, recording, broadcasting or otherwise now known or herein after developed without the previous express consent by the copyright owner, except for reproduction in daily press and regular printed publications on sale to the public within 60 days of the event related to those data/results and always provided that copyright symbol appears together as follows below.

© DORNA, 2023

Official MotoGP Timing by TISSOT
www.motogp.com

Assen, Sunday, June 25, 2023





4542 m.

MOTUL TT ASSEN

Race

Top Speed & Average



Rider	Nation	Motorcycle	Top 5 speeds					Average	Top
23 Enea BASTIANINI	ITA	DUCATI	314.6	313.0	310.6	309.0	306.7	310.8	314.6
72 Marco BEZZECCHI	ITA	DUCATI	313.8	313.0	312.2	312.2	311.4	312.3	313.8
89 Jorge MARTIN	SPA	DUCATI	313.8	313.8	311.4	310.6	309.8	311.1	313.8
10 Luca MARINI	ITA	DUCATI	313.0	312.2	311.4	311.4	311.4	311.9	313.0
12 Maverick VIÑALES	SPA	APRILIA	313.0	313.0	310.6	302.9		309.9	313.0
41 Aleix ESPARGARO	SPA	APRILIA	311.4	310.6	310.6	309.0	307.5	309.0	311.4
88 Miguel OLIVEIRA	POR	APRILIA	311.4	310.6	309.0	306.7	306.0	308.3	311.4
49 Fabio DI GIANNANTONIO	ITA	DUCATI	310.6	309.8	306.7	306.0	306.0	307.8	310.6
1 Francesco BAGNAIA	ITA	DUCATI	309.8	308.3	308.3	307.5	307.5	307.8	309.8
5 Johann ZARCO	FRA	DUCATI	309.0	308.3	300.0			305.8	309.0
20 Fabio QUARTARARO	FRA	YAMAHA	308.3	306.0	303.7			306.0	308.3
73 Alex MARQUEZ	SPA	DUCATI	308.3	308.3	307.5	306.7	306.0	307.4	308.3
33 Brad BINDER	RSA	KTM	307.5	306.7	306.7	306.0	306.0	306.3	307.5
43 Jack MILLER	AUS	KTM	307.5					307.5	307.5
25 Raul FERNANDEZ	SPA	APRILIA	306.7	306.7	306.0	305.2	305.2	305.8	306.7
30 Takaaki NAKAGAMI	JPN	HONDA	306.7	305.2	304.4	303.7	302.9	304.1	306.7
32 Lorenzo SAVADORI	ITA	APRILIA	306.0	306.0	306.0	305.2	305.2	305.7	306.0
27 Iker LECUONA	SPA	HONDA	305.2	302.2	301.4	300.7	300.0	301.4	305.2
94 Jonas FOLGER	GER	KTM	305.2	304.4	304.4	303.7	302.9	303.8	305.2
21 Franco MORBIDELLI	ITA	YAMAHA	304.4	304.4	303.7	303.7	303.7	304.0	304.4
6 Stefan BRADL	GER	HONDA	303.7	302.2	302.2	301.4	301.4	301.8	303.7
37 Augusto FERNANDEZ	SPA	KTM	302.9	302.9	302.9	302.2	302.2	302.6	302.9

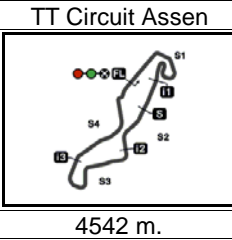
These data/results cannot be reproduced, stored and/or transmitted in whole or in part by any manner of electronic, mechanical, photocopying, recording, broadcasting or otherwise now known or herein after developed without the previous express consent by the copyright owner, except for reproduction in daily press and regular printed publications on sale to the public within 60 days of the event related to those data/results and always provided that copyright symbol appears together as follows below.

© DORNA, 2023

Official MotoGP Timing by TISSOT
www.motogp.com




Assen, Sunday, June 25, 2023



MOTUL TT ASSEN

Race

Fastest Laps Sequence

Lap	Race Time	 Rider	Nation	Motorcycle	Time	Km/h	Riders's Lap
2	3'13.294	33 Brad BINDER	RSA	KTM	1'34.111	173.7	2
2	3'13.443	1 Francesco BAGNAIA	ITA	DUCATI	1'34.051	173.8	2
3	4'47.270	1 Francesco BAGNAIA	ITA	DUCATI	1'33.827	174.2	3
3	4'48.675	12 Maverick VIÑALES	SPA	APRILIA	1'33.638	174.6	3
4	6'20.673	1 Francesco BAGNAIA	ITA	DUCATI	1'33.403	175.0	4
5	7'54.570	72 Marco BEZZECCHI	ITA	DUCATI	1'33.229	175.3	5
8	12'35.316	72 Marco BEZZECCHI	ITA	DUCATI	1'33.138	175.5	8
11	17'14.380	1 Francesco BAGNAIA	ITA	DUCATI	1'33.106	175.6	11
11	17'14.657	33 Brad BINDER	RSA	KTM	1'33.097	175.6	11
13	20'24.931	89 Jorge MARTIN	SPA	DUCATI	1'33.065	175.6	13

These data/results cannot be reproduced, stored and/or transmitted in whole or in part by any manner of electronic, mechanical, photocopying, recording, broadcasting or otherwise now known or herein after developed without the previous express consent by the copyright owner, except for reproduction in daily press and regular printed publications on sale to the public within 60 days of the event related to those data/results and always provided that copyright symbol appears together as follows below.

© DORNA, 2023

Official MotoGP Timing by TISSOT
www.motogp.com

Assen, Sunday, June 25, 2023

