


5900 m.

MONSTER ENERGY BRITISH GRAND PRIX

Warm Up

Classification

25

	Rider	Nation	Team	Motorcycle	Time	Lap Total	Gap	Top Speed
1	72 Marco BEZZECCHI	ITA	Mooney VR46 Racing Team	DUCATI	2'10.207	3 5		321.4
2	73 Alex MARQUEZ	SPA	Gresini Racing MotoGP	DUCATI	2'10.764	5 5	0.557 0.557	307.6
3	49 Fabio DI GIANNANTONIO	ITA	Gresini Racing MotoGP	DUCATI	2'10.835	5 5	0.628 0.071	315.7
4	88 Miguel OLIVEIRA	POR	CryptoDATA RNF MotoGP Team	APRILIA	2'10.838	3 3	0.631 0.003	306.8
5	1 Francesco BAGNAIA	ITA	Ducati Lenovo Team	DUCATI	2'10.927	4 5	0.720 0.089	307.6
6	33 Brad BINDER	RSA	Red Bull KTM Factory Racing	KTM	2'10.940	5 5	0.733 0.013	305.0
7	25 Raul FERNANDEZ	SPA	CryptoDATA RNF MotoGP Team	APRILIA	2'10.994	5 5	0.787 0.054	302.5
8	37 Augusto FERNANDEZ	SPA	GASGAS Factory Racing Tech3	KTM	2'11.153	5 5	0.946 0.159	300.8
9	5 Johann ZARCO	FRA	Prima Pramac Racing	DUCATI	2'11.170	5 5	0.963 0.017	299.1
10	93 Marc MARQUEZ	SPA	Repsol Honda Team	HONDA	2'11.305	5 5	1.098 0.135	313.9
11	43 Jack MILLER	AUS	Red Bull KTM Factory Racing	KTM	2'11.428	5 5	1.221 0.123	305.9
12	89 Jorge MARTIN	SPA	Prima Pramac Racing	DUCATI	2'11.499	5 5	1.292 0.071	310.3
13	21 Franco MORBIDELLI	ITA	Monster Energy Yamaha MotoGP	YAMAHA	2'12.039	4 5	1.832 0.540	310.3
14	10 Luca MARINI	ITA	Mooney VR46 Racing Team	DUCATI	2'12.499	5 5	2.292 0.460	304.2
15	36 Joan MIR	SPA	Repsol Honda Team	HONDA	2'13.033	3 5	2.826 0.534	299.1
16	30 Takaaki NAKAGAMI	JPN	LCR Honda IDEMITSU	HONDA	2'13.330	4 5	3.123 0.297	303.3
17	23 Enea BASTIANINI	ITA	Ducati Lenovo Team	DUCATI	2'13.363	5 5	3.156 0.033	309.4
18	44 Poi ESPARGARO	SPA	GASGAS Factory Racing Tech3	KTM	2'13.544	3 5	3.337 0.181	298.3
19	20 Fabio QUARTARARO	FRA	Monster Energy Yamaha MotoGP	YAMAHA	2'13.881	4 4	3.674 0.337	292.6
20	27 Iker LECUONA	SPA	LCR Honda CASTROL	HONDA	2'14.575	5 5	4.368 0.694	301.6
21	41 Aleix ESPARGARO	SPA	Aprilia Racing	APRILIA	2'15.960	2 4	5.753 1.385	307.6
Not classified								
	12 Maverick VIÑALES	SPA	Aprilia Racing	APRILIA				

Practice condition: **Wet**

Air: 15°

Humidity: 80%

Ground: 16°

Fastest Lap:	Lap: 3	Marco BEZZECCHI	2'10.207	163.1 Km/h
Best Race Lap:	2022	Alex RINS	1'59.346	177.9 Km/h
All Time Lap Record:	2022	Johann ZARCO	1'57.767	180.3 Km/h

The results are provisional until the end of the limit for protest and appeals.

Time limit for protest expires 30' after publication of the results - Time:

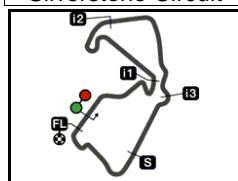
These data/results cannot be reproduced, stored and/or transmitted in whole or in part by any manner of electronic, mechanical, photocopying, recording, broadcasting or otherwise now known or herein after developed without the previous express consent by the copyright owner, except for reproduction in daily press and regular printed publications on sale to the public within 60 days of the event related to those data/results and always provided that copyright symbol appears together as follows below.

© DORNA, 2023

Official MotoGP Timing by **TISSOT**
www.motogp.com

Silverstone, Sunday, August 06, 2023





5900 m.

MONSTER ENERGY BRITISH GRAND PRIX

Warm Up

Top Speed & Average

26



Rider	Nation	Motorcycle	Top 5 speeds					Average	Top
72 Marco BEZZECCHI	ITA	DUCATI	321.4	316.7	314.8	303.3	295.0	310.2	321.4
49 Fabio DI GIANNANTONIO	ITA	DUCATI	315.7	314.8	312.1	300.0	292.6	307.0	315.7
93 Marc MARQUEZ	SPA	HONDA	313.9	295.0	284.9	278.3	264.0	287.2	313.9
21 Franco MORBIDELLI	ITA	YAMAHA	310.3	307.6	300.0	292.6	290.3	300.2	310.3
89 Jorge MARTIN	SPA	DUCATI	310.3	305.9	300.8	284.9	264.7	293.3	310.3
23 Enea BASTIANINI	ITA	DUCATI	309.4	302.5	295.8	291.8	283.4	296.6	309.4
1 Francesco BAGNAIA	ITA	DUCATI	307.6	306.8	301.6	300.0	291.1	301.4	307.6
41 Aleix ESPARGARO	SPA	APRILIA	307.6	301.6	299.1	294.2		300.6	307.6
73 Alex MARQUEZ	SPA	DUCATI	307.6	305.0	295.8	292.6	279.7	296.1	307.6
88 Miguel OLIVEIRA	POR	APRILIA	306.8	300.8	269.3			292.3	306.8
43 Jack MILLER	AUS	KTM	305.9	303.3	300.0	297.5	288.7	299.1	305.9
33 Brad BINDER	RSA	KTM	305.0	301.6	300.8	300.0	285.7	298.6	305.0
10 Luca MARINI	ITA	DUCATI	304.2	297.5	292.6	284.9	276.9	291.2	304.2
30 Takaaki NAKAGAMI	JPN	HONDA	303.3	300.0	297.5	284.2	282.7	293.5	303.3
25 Raul FERNANDEZ	SPA	APRILIA	302.5	300.0	298.3	295.0	291.1	297.4	302.5
27 Iker LECUONA	SPA	HONDA	301.6	297.5	295.8	295.0	287.2	295.4	301.6
37 Augusto FERNANDEZ	SPA	KTM	300.8	295.0	292.6	284.9	278.3	290.3	300.8
5 Johann ZARCO	FRA	DUCATI	299.1	296.7	276.2	270.6	268.6	282.2	299.1
36 Joan MIR	SPA	HONDA	299.1	296.7	295.8	280.5	259.6	286.3	299.1
44 Pol ESPARGARO	SPA	KTM	298.3	296.7	273.4	270.6	221.7	272.1	298.3
20 Fabio QUARTARARO	FRA	YAMAHA	292.6	288.7	276.9	266.6		281.2	292.6
12 Maverick VIÑALES	SPA	APRILIA	266.0					266.0	266.0

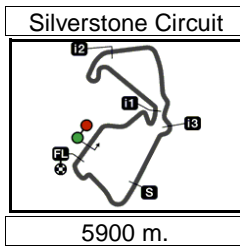
These data/results cannot be reproduced, stored and/or transmitted in whole or in part by any manner of electronic, mechanical, photocopying, recording, broadcasting or otherwise now known or herein after developed without the previous express consent by the copyright owner, except for reproduction in daily press and regular printed publications on sale to the public within 60 days of the event related to those data/results and always provided that copyright symbol appears together as follows below.

© DORNA, 2023

Official MotoGP Timing by TISSOT
www.motogp.com



Silverstone, Sunday, August 06, 2023



Results and timing service provided by TISSOT

MotoGP™

MONSTER ENERGY BRITISH GRAND PRIX

Warm Up

Chronological Analysis of Performances

27

* Lap / Sector time cancelled T1 Time from finish line to 1st intermed. T3 Time from 2nd intermed. to 3rd intermed.
P Crossing the finish line in pit lane T2 Time from 1st intermed. to 2nd intermed. T4 Time from 3rd intermediate to finish line
**Tyre data subject to further updates

Lap	Lap Time	T1	T2	T3	T4	Speed	Lap	Lap Time	T1	T2	T3	T4	Speed		
1st	72	Marco BEZZECCHI DUCATI ITA						5th	1	Francesco BAGNAIA DUCATI ITA					
		Mooney VR46 Racing Team								Ducati Lenovo Team					
		Runs=1	Total laps=5	Full laps=4	Valid laps=4				Runs=2	Total laps=5	Full laps=3	Valid laps=3			
Run #	1	Front Tyre	Wet-Medium	Rear Tyre	Wet-Medium		Run #	1	Front Tyre	Wet-Soft	Rear Tyre	Wet-Soft			
		New Tyre		New Tyre					3 Laps at start			3 Laps at start			
1	2'31.870	24.444	35.184	26.710	43.339	295.0	1	2'36.008	P 23.197	34.426	26.926	42.169	291.1		
2	2'11.998	30.814	32.906	26.007	42.271	303.3	Run #	2	Front Tyre	Wet-Medium	Rear Tyre	Wet-Medium			
3	2'10.207	30.233	32.662	25.578	41.734	314.8			New Tyre		New Tyre				
4	2'10.347	30.096	33.044	25.640	41.567	316.7	2	2'40.768	23.073	33.366	25.664	42.690	301.6		
5	2'10.445	30.111	33.163	25.641	41.530	321.4	3	2'11.780	30.665	33.214	25.709	42.192	307.6		
2nd	73	Alex MARQUEZ DUCATI SPA						6th	33	Brad BINDER KTM RSA					
		Gresini Racing MotoGP								Red Bull KTM Factory Racing					
		Runs=2	Total laps=5	Full laps=3	Valid laps=3				Runs=1	Total laps=5	Full laps=4	Valid laps=4			
Run #	1	Front Tyre	Wet-Soft	Rear Tyre	Wet-Soft		Run #	1	Front Tyre	Wet-Medium	Rear Tyre	Wet-Medium			
		4 Laps at start		2 Laps at start					New Tyre		New Tyre				
1	2'28.944	P 24.925	36.293	27.799	44.041	292.6	1	2'39.177	23.947	34.833	26.888	43.412	285.7		
Run #	2	Front Tyre	Wet-Medium	Rear Tyre	Wet-Medium		2	2'12.613	31.178	33.316	25.968	42.151	300.0		
		New Tyre		New Tyre			3	2'11.679	30.307	32.949	26.121	42.302	305.0		
2	2'47.395	24.457	35.909	26.979	44.429	295.8	4	2'11.994	30.398	33.112	25.988	42.496	301.6		
3	2'14.333	30.981	34.125	26.544	42.683	279.7	5	2'10.940	30.175	32.942	25.854	41.969	300.8		
4	2'11.227	30.203	32.808	25.810	42.406	307.6									
5	2'10.764	30.213	33.005	25.640	41.906	305.0									
3rd	49	Fabio DI GIANNANTONI DUCATI ITA						7th	25	Raul FERNANDEZ APRILIA SPA					
		Gresini Racing MotoGP								CryptoDATA RNF MotoGP Team					
		Runs=2	Total laps=5	Full laps=3	Valid laps=3				Runs=1	Total laps=5	Full laps=4	Valid laps=4			
Run #	1	Front Tyre	Wet-Soft	Rear Tyre	Wet-Soft		Run #	1	Front Tyre	Wet-Medium	Rear Tyre	Wet-Medium			
		3 Laps at start		3 Laps at start					New Tyre		New Tyre				
1	2'33.661	P 23.951	35.250	27.177	42.752	292.6	1	2'50.865	25.075	35.194	26.787	44.024	291.1		
Run #	2	Front Tyre	Wet-Medium	Rear Tyre	Wet-Medium		2	2'12.422	30.918	33.338	25.787	42.379	295.0		
		New Tyre		New Tyre			3	2'12.255	30.638	33.245	25.874	42.498	302.5		
2	2'41.667	23.122	33.911	25.844	42.646	300.0	4	2'11.711	30.449	33.016	25.951	42.295	298.3		
3	2'11.062	30.418	32.958	25.702	41.984	312.1	5	2'10.994	30.181	32.972	25.602	42.239	300.0		
4	2'11.223	30.239	33.219	25.749	42.016	315.7									
5	2'10.835	30.275	33.131	25.565	41.864	314.8									
4th	88	Miguel OLIVEIRA APRILIA POR						8th	37	Augusto FERNANDEZ KTM SPA					
		CryptoDATA RNF MotoGP Team								GASGAS Factory Racing Tech3					
		Runs=1	Total laps=3	Full laps=2	Valid laps=2				Runs=1	Total laps=5	Full laps=4	Valid laps=4			
Run #	1	Front Tyre	Wet-Medium	Rear Tyre	Wet-Medium		Run #	1	Front Tyre	Wet-Soft	Rear Tyre	Wet-Soft			
		10 Laps at start		10 Laps at start					New Tyre		New Tyre				
1	7'11.785	27.193	36.832	26.747	43.875	269.3	1	2'32.099	25.037	35.565	26.903	44.749	278.3		
2	2'12.016	30.364	33.404	25.792	42.456	300.8	2	2'13.518	30.863	33.331	26.448	42.876	284.9		
3	2'10.838	30.114	33.207	25.587	41.930	306.8	3	2'12.344	30.636	33.147	26.011	42.550	292.6		
							4	2'11.516	30.472	32.937	25.684	42.423	295.0		
							5	2'11.153	30.289	33.060	25.620	42.184	300.8		

Fastest Lap: Marco BEZZECCHI Mooney VR46 Racing ITA 2'10.207 30.233 32.662 25.578 41.734

These data/results cannot be reproduced, stored and/or transmitted in whole or in part by any manner of electronic, mechanical, photocopying, recording, broadcasting or otherwise now known or herein after developed without the previous express consent by the copyright owner, except for reproduction in daily press and regular printed publications on sale to the public within 60 days of the event related to those data/results and always provided that copyright symbol appears together as follows below.
© DORNA, 2023

Official MotoGP Timing by TISSOT
www.motogp.com



Warm Up

MotoGP

Lap	Lap Time	T1	T2	T3	T4	Speed	Lap	Lap Time	T1	T2	T3	T4	Speed	
9th	5	Johann ZARCO DUCATI FRA						Run #	1	Front Tyre	Wet-Medium	Rear Tyre	Wet-Medium	
		Prima Pramac Racing								New Tyre		New Tyre		
		Runs=1	Total laps=5	Full laps=4	Valid laps=4									
Run #	1	Front Tyre	Wet-Medium	Rear Tyre	Wet-Medium									
		10 Laps at start				10 Laps at start								
1	2'36.996	23.116	34.441	26.802	43.593	276.2	1	2'35.344	23.630	35.056	27.666	43.729	276.9	
2	2'12.527	30.532	33.177	26.310	42.508	299.1	2	2'13.943	31.361	33.400	26.138	43.044	292.6	
3	2'12.841	30.224	33.083	26.389	43.145	270.6	3	2'15.309	30.657	33.229	27.829	43.594	284.9	
4	2'30.099	30.960	33.329	40.989	44.821	268.6	4	2'12.695	30.413	33.306	26.030	42.946	297.5	
5	2'11.170	30.009	33.073	25.805	42.283	296.7	5	2'12.499	30.482	33.371	25.999	42.647	304.2	
10th	93	Marc MARQUEZ HONDA SPA						Run #	1	Front Tyre	Wet-Medium	Rear Tyre	Wet-Medium	
		Repsol Honda Team								New Tyre		New Tyre		
		Runs=1	Total laps=5	Full laps=4	Valid laps=3									
Run #	1	Front Tyre	Wet-Medium	Rear Tyre	Wet-Medium									
		New Tyre				New Tyre								
1	2'37.267	25.347	35.384	26.894	44.156	284.9	1	2'35.201	24.614	35.853	27.711	43.892	280.5	
2	2'12.870	30.603	33.292	26.081	42.894	295.0	2	2'17.035	32.094	35.437	26.629	42.875	295.8	
3	2'12.015	30.543	33.045	25.693	42.734	278.3	3	2'13.033	30.694	33.258	26.144	42.937	296.7	
4	2'24.672	34.277	38.671	27.657	44.067	264.0	4	2'13.163	30.656	33.403	26.333	42.771	299.1	
5	2'11.305	30.107	33.083	25.729	42.386	313.9	5	2'22.195	33.660	35.579	26.779	46.177	259.6	
11th	43	Jack MILLER KTM AUS						Run #	1	Front Tyre	Wet-Medium	Rear Tyre	Wet-Medium	
		Red Bull KTM Factory Racing								10 Laps at start		10 Laps at start		
		Runs=1	Total laps=5	Full laps=4	Valid laps=3									
Run #	1	Front Tyre	Wet-Medium	Rear Tyre	Wet-Soft									
		New Tyre				New Tyre								
1	2'29.996	24.341	35.211	27.381	44.742	288.7	1	2'36.361	25.537	34.896	26.947	44.019	282.7	
2	2'13.683	30.889	33.762	26.079	42.953	297.5	2	2'14.357	31.829	33.702	25.854	42.972	297.5	
3	2'11.795	30.277	33.352	25.614	42.552	303.3	3	2'15.232	31.736	34.215	25.976	43.305	284.2	
4	2'11.681	30.128	33.270	25.740	42.543	300.0	4	2'13.330	30.690	33.730	26.118	42.792	300.0	
5	2'11.428	30.100	33.153	25.776	42.399	305.9	5	2'22.345	36.222	37.153	26.105	42.865	303.3	
12th	89	Jorge MARTIN DUCATI SPA						Run #	1	Front Tyre	Wet-Soft	Rear Tyre	Wet-Soft	
		Prima Pramac Racing								6 Laps at start		6 Laps at start		
		Runs=1	Total laps=5	Full laps=4	Valid laps=3									
Run #	1	Front Tyre	Wet-Medium	Rear Tyre	Wet-Soft									
		10 Laps at start				6 Laps at start								
1	2'44.017	23.813	34.670	26.678	42.738	284.9	1	2'55.946	25.406	35.621	27.668	44.195	295.8	
2	2'12.961	30.895	33.212	25.997	42.857	305.9	2	2'15.331	31.349	34.086	26.467	43.429	291.8	
3	2'12.050	30.358	33.115	25.876	42.701	310.3	3	2'13.553	30.819	33.669	26.139	42.926	302.5	
4	2'19.507	30.863	37.038	26.901	44.705	264.7	4	2'18.344	30.671	37.651	26.486	43.536	283.4	
5	2'11.499	30.312	33.056	25.798	42.333	300.8	5	2'13.363	30.721	33.635	26.418	42.589	309.4	
13th	21	Franco MORBIDELLI YAMAHA ITA						Run #	1	Front Tyre	Wet-Soft	Rear Tyre	Wet-Soft	
		Monster Energy Yamaha MotoGP								New Tyre		New Tyre		
		Runs=1	Total laps=5	Full laps=3	Valid laps=3									
Run #	1	Front Tyre	Wet-Soft	Rear Tyre	Wet-Medium									
		New Tyre				10 Laps at start								
1	2'59.283	28.438	37.573	28.365	45.049	292.6	1	2'35.821	25.087	36.079	27.947	44.357	270.6	
2	2'13.163	30.857	33.234	26.083	42.989	307.6	2	2'14.033	31.264	33.466	26.328	42.975	298.3	
3	2'20.083	30.978	34.138	28.992	45.975	290.3	3	2'13.544	30.976	33.520	26.045	43.003	296.7	
4	2'12.039	30.353	33.247	25.825	42.614	310.3	4	2'25.876	31.076	37.240	27.731	49.829	221.7	
5	2'20.104	32.505	35.522	27.697	44.380	300.0	5	2'14.676	30.897	33.737	26.604	43.438	273.4	
14th	10	Luca MARINI DUCATI ITA						Run #	1	Front Tyre	Slick-Soft	Rear Tyre	Slick-Soft	
		Mooney VR46 Racing Team								New Tyre		New Tyre		
		Runs=1	Total laps=5	Full laps=4	Valid laps=4									
Run #	1	Front Tyre	Slick-Soft	Rear Tyre	Slick-Soft									
		New Tyre				New Tyre								
1	3'35.765	25.442	37.918	29.715	49.751	276.9	1	3'35.765	25.442	37.918	29.715	49.751	276.9	
Fastest Lap:	Marco BEZZECCHI Mooney VR46 Racing ITA					2'10.207	30.233	32.662	25.578	41.734				

These data/results cannot be reproduced, stored and/or transmitted in whole or in part by any manner of electronic, mechanical, photocopying, recording, broadcasting or otherwise now known or herein after developed without the previous express consent by the copyright owner, except for reproduction in daily press and regular printed publications on sale to the public within 60 days of the event related to those data/results and always provided that copyright symbol appears together as follows below.



Warm Up

MotoGP

Lap	Lap Time		T1	T2	T3	T4	Speed	Lap	Lap Time	T1	T2	T3	T4	Speed
2	2'26.483	P	35.472	36.942	28.771	45.298	266.6							
Run #	2		Front Tyre	Wet-Medium	Rear Tyre	Wet-Medium								
			New Tyre		New Tyre									
3	3'40.738		26.613	34.719	26.541	43.629	288.7							
4	2'13.881		31.083	33.568	26.185	43.045	292.6							

20th 27 Iker LECUONA HONDA SPA
LCR Honda CASTROL
Runs=1 Total laps=5 Full laps=4 Valid laps=4

Run #	1	Front Tyre	Wet-Medium	Rear Tyre	Wet-Soft	Speed
		New Tyre		New Tyre		
1	2'29.138	24.994	35.011	27.751	44.083	295.0
2	2'17.985	31.338	34.083	29.181	43.383	287.2
3	2'14.801	30.909	33.803	26.423	43.666	301.6
4	2'15.282	31.140	34.247	26.437	43.458	295.8
5	2'14.575	31.117	33.803	26.384	43.271	297.5

21st 41 Aleix ESPARGARO APRILIA SPA
Aprilia Racing
Runs=2 Total laps=4 Full laps=1 Valid laps=1

Run #	1	Front Tyre	Wet-Soft	Rear Tyre	Wet-Soft	Speed
		7 Laps at start		8 Laps at start		
1	2'31.474	24.689	34.970	27.102	43.443	294.2
2	2'15.960	31.070	33.529	28.334	43.027	299.1
3	2'15.241	P 30.966	33.956	26.725	43.594	301.6
Run #	2	Front Tyre	Wet-Soft	Rear Tyre	Wet-Soft	Speed
		10 Laps at start		11 Laps at start		
4	4'29.222	25.369	33.607	26.252	42.829	307.6

22nd 12 Maverick VIÑALES APRILIA SPA
Aprilia Racing
Runs=1 Total laps=1 Full laps=0 Valid laps=0

Run #	1	Front Tyre	Slick-Soft	Rear Tyre	Slick-Soft	Speed
		New Tyre		New Tyre		
1	10'08.685	24.723	37.096	29.127	48.941	266.0

Fastest Lap: Marco BEZZECCHI Mooney VR46 Racing ITA 2'10.207 30.233 32.662 25.578 41.734

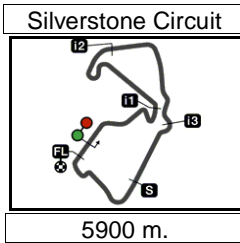
These data/results cannot be reproduced, stored and/or transmitted in whole or in part by any manner of electronic, mechanical, photocopying, recording, broadcasting or otherwise now known or herein after developed without the previous express consent by the copyright owner, except for reproduction in daily press and regular printed publications on sale to the public within 60 days of the event related to those data/results and always provided that copyright symbol appears together as follows below.
© DORNA, 2023

Official MotoGP Timing by TISSOT
www.motogp.com

Silverstone, Sunday, August 06, 2023

Page 3 of 3





Results and timing service provided by **TISSOT**

MotoGP™

MONSTER ENERGY BRITISH GRAND PRIX
Official Starting Grid

Race : 20 laps = 118 km

28



1	1 2'15.359 72 Marco BEZZECCHI Ducati	2 2'15.629 43 Jack MILLER KTM	3 2'15.771 73 Alex MARQUEZ Ducati
2	4 2'16.095 1 Francesco BAGNAIA Ducati	5 2'16.101 37 Augusto FERNANDEZ KTM	6 2'16.152 10 Luca MARINI Ducati
3	7 2'16.272 89 Jorge MARTIN Ducati	8 2'16.317 12 Maverick VIÑALES Aprilia	9 2'16.661 5 Johann ZARCO Ducati
4	10 2'16.677 33 Brad BINDER KTM	11 2'16.885 21 Franco MORBIDELLI Yamaha	12 2'17.406 41 Aleix ESPARGARO Aprilia
5	13 2'16.972 23 Enea BASTIANINI Ducati	14 2'17.343 93 Marc MARQUEZ Honda	15 2'18.118 44 Pol ESPARGARO KTM
6	16 2'18.264 88 Miguel OLIVEIRA Aprilia	17 2'18.833 27 Iker LECUONA Honda	18 2'19.182 49 Fabio DI GIANNANTONIO Ducati
7	19 2'19.367 36 Joan MIR Honda	20 2'21.128 25 Raul FERNANDEZ Aprilia	21 2'22.341 30 Takaaki NAKAGAMI Honda
8	22 2'22.931 20 Fabio QUARTARARO Yamaha		

The results are provisional until the end of the limit for protest and appeals and until the ratification of the Event Management Committee.

Time limit for protest expires 60' at the latest after publication of the results - Time:

These data/results cannot be reproduced, stored and/or transmitted in whole or in part by any manner of electronic, mechanical, photocopying, recording, broadcasting or otherwise now known or herein after developed without the previous express consent by the copyright owner, except for reproduction in daily press and regular printed publications on sale to the public within 60 days of the event related to those data/results and always provided that copyright symbol appears together as follows below.

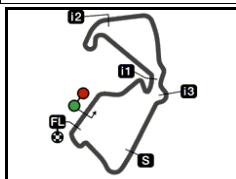
© DORNA, 2023

Official MotoGP Timing by **TISSOT**
 www.motogp.com



Silverstone, Sunday, August 06, 2023

Silverstone Circuit



5900 m.

Results and timing service provided by TISSOT

MONSTER ENERGY BRITISH GRAND PRIX**Warm Up****Best Partial Times****MotoGP™***IT* Ideal Lap Time, sum of the best partial times*BT* Best Lap Time

T1		T2		T3		T4				<i>IT</i>	<i>BT</i>	
<i>Pos</i>	<i>Rider</i>	<i>Time</i>	<i>Rider</i>	<i>Time</i>	<i>Rider</i>	<i>Time</i>	<i>Rider</i>	<i>Time</i>	<i>Pos</i>	<i>Rider</i>		
	1J.ZARCO	30.009	M.BEZZECCHI	32.662	F.BAGNAIA	25.548	M.BEZZECCHI	41.530	1	M.BEZZECCHI	2'09.866	2'10.207 (1)
	2M.BEZZECCHI	30.096	A.MARQUEZ	32.808	F.DI GIANNANTO	25.565	F.DI GIANNANTO	41.864	2	A.MARQUEZ	2'10.557	2'10.764 (2)
	3J.MILLER	30.100	F.BAGNAIA	32.871	M.BEZZECCHI	25.578	A.MARQUEZ	41.906	3	F.DI GIANNAN	2'10.626	2'10.835 (3)
	4M.MARQUEZ	30.107	A.FERNANDEZ	32.937	M.OLIVEIRA	25.587	M.OLIVEIRA	41.930	4	F.BAGNAIA	2'10.780	2'10.927 (5)
	5M.OLIVEIRA	30.114	B.BINDER	32.942	R.FERNANDEZ	25.602	B.BINDER	41.969	5	M.OLIVEIRA	2'10.838	2'10.838 (4)
	6F.BAGNAIA	30.169	F.DI GIANNANTO	32.958	J.MILLER	25.614	A.FERNANDEZ	42.184	6	B.BINDER	2'10.940	2'10.940 (6)
	7B.BINDER	30.175	R.FERNANDEZ	32.972	A.FERNANDEZ	25.620	F.BAGNAIA	42.192	7	R.FERNANDEZ	2'10.994	2'10.994 (7)
	8R.FERNANDEZ	30.181	M.MARQUEZ	33.045	A.MARQUEZ	25.640	R.FERNANDEZ	42.239	8	A.FERNANDEZ	2'11.030	2'11.153 (8)
	9A.MARQUEZ	30.203	J.MARTIN	33.056	M.MARQUEZ	25.693	J.ZARCO	42.283	9	J.ZARCO	2'11.170	2'11.170 (9)
	10F.DI GIANNANTO	30.239	J.ZARCO	33.073	J.MARTIN	25.798	J.MARTIN	42.333	10	M.MARQUEZ	2'11.231	2'11.305 (10)
	11A.FERNANDEZ	30.289	J.MILLER	33.153	J.ZARCO	25.805	M.MARQUEZ	42.386	11	J.MILLER	2'11.266	2'11.428 (11)
	12J.MARTIN	30.312	M.OLIVEIRA	33.207	F.MORBIDELLI	25.825	J.MILLER	42.399	12	J.MARTIN	2'11.499	2'11.499 (12)
	13F.MORBIDELLI	30.353	L.MARINI	33.229	T.NAKAGAMI	25.854	E.BASTIANINI	42.589	13	F.MORBIDELLI	2'12.026	2'12.039 (13)
	14L.MARINI	30.413	F.MORBIDELLI	33.234	B.BINDER	25.854	F.MORBIDELLI	42.614	14	L.MARINI	2'12.288	2'12.499 (14)
	15J.MIR	30.656	J.MIR	33.258	L.MARINI	25.999	L.MARINI	42.647	15	J.MIR	2'12.829	2'13.033 (15)
	16E.BASTIANINI	30.671	P.ESPARGARO	33.466	P.ESPARGARO	26.045	J.MIR	42.771	16	E.BASTIANINI	2'13.034	2'13.363 (17)
	17T.NAKAGAMI	30.690	A.ESPARGARO	33.529	E.BASTIANINI	26.139	T.NAKAGAMI	42.792	17	T.NAKAGAMI	2'13.038	2'13.330 (16)
	18P.ESPARGARO	30.897	F.QUARTARARO	33.568	J.MIR	26.144	A.ESPARGARO	42.829	18	P.ESPARGAR	2'13.383	2'13.544 (18)
	19I.LECUONA	30.909	E.BASTIANINI	33.635	F.QUARTARARO	26.185	P.ESPARGARO	42.975	19	A.ESPARGAR	2'13.576	2'15.960 (21)
	20A.ESPARGARO	30.966	T.NAKAGAMI	33.702	A.ESPARGARO	26.252	F.QUARTARARO	43.045	20	F.QUARTARAR	2'13.881	2'13.881 (19)
	21F.QUARTARARO	31.083	I.LECUONA	33.803	I.LECUONA	26.384	I.LECUONA	43.271	21	I.LECUONA	2'14.367	2'14.575 (20)
	22M.VIÑALES		M.VIÑALES	37.096	M.VIÑALES	29.127	M.VIÑALES	48.941	-1	M.VIÑALES		(-1)


These data/results cannot be reproduced, stored and/or transmitted in whole or in part by any manner of electronic, mechanical, photocopying, recording, broadcasting or otherwise now known or herein after developed without the previous express consent by the copyright owner, except for reproduction in daily press and regular printed publications on sale to the public within 60 days of the event related to those data/results and always provided that copyright symbol appears together as follows below.

© DORNA, 2023

Official MotoGP Timing by **TISSOT**
www.motogp.com




Silverstone Circuit

Results and timing service provided by **MotoGP™**

5900 m.

MONSTER ENERGY BRITISH GRAND PRIX**Warm Up****Fastest Laps Sequence**

<i>Practice Time</i>	 <i>Rider</i>	<i>Nation</i>	<i>Motorcycle</i>	<i>Time</i>	<i>Km/h</i>	<i>Rider's Lap</i>
4'43.868	72 Marco BEZZECCHI	ITA	DUCATI	2'11.998	160.9	2
6'54.075	72 Marco BEZZECCHI	ITA	DUCATI	2'10.207	163.1	3

These data/results cannot be reproduced, stored and/or transmitted in whole or in part by any manner of electronic, mechanical, photocopying, recording, broadcasting or otherwise now known or herein after developed without the previous express consent by the copyright owner, except for reproduction in daily press and regular printed publications on sale to the public within 60 days of the event related to those data/results and always provided that copyright symbol appears together as follows below.

© DORNA, 2023

Official MotoGP Timing by **TISSOT**
www.motogp.com

Silverstone, Sunday, August 06, 2023