


4348 m.

CryptoDATA MOTORRAD GRAND PRIX VON ÖSTERREICH

Practice Nr. 2

Classification

6

		Rider	Nation	Team	Motorcycle	Time	Lap Total	Gap	Top Speed
1	80	David ALONSO	COL	GASGAS Aspar Team	GASGAS	1'41.223	15 18		214.9
2	95	Collin VEIJER	NED	Liqui Moly Husqvarna Intact GP	HUSQVARNA	1'41.852	17 17	0.629 0.629	218.1
3	53	Deniz ÖNCÜ	TUR	Red Bull KTM Ajo	KTM	1'41.879	15 15	0.656 0.027	214.9
4	18	Matteo BERTELLE	ITA	Rivacold Snipers Team	HONDA	1'41.922	14 14	0.699 0.043	218.1
5	5	Jaume MASIA	SPA	Leopard Racing	HONDA	1'41.954	5 16	0.731 0.032	217.5
6	48	Ivan ORTOLÁ	SPA	Angeluss MTA Team	KTM	1'42.102	15 16	0.879 0.148	216.8
7	71	Ayumu SASAKI	JPN	Liqui Moly Husqvarna Intact GP	HUSQVARNA	1'42.179	11 13	0.956 0.077	217.5
8	96	Daniel HOLGADO	SPA	Red Bull KTM Tech3	KTM	1'42.277	6 14	1.054 0.098	216.2
9	72	Taiyo FURUSATO	JPN	Honda Team Asia	HONDA	1'42.314	14 14	1.091 0.037	216.8
10	24	Tatsuki SUZUKI	JPN	Leopard Racing	HONDA	1'42.337	10 13	1.114 0.023	217.5
11	82	Stefano NEPA	ITA	Angeluss MTA Team	KTM	1'42.346	14 14	1.123 0.009	214.2
12	6	Ryusei YAMANAKA	JPN	GASGAS Aspar Team	GASGAS	1'42.543	16 16	1.320 0.197	213.0
13	66	Joel KELSO	AUS	CFMOTO Racing PruestelGP	CFMOTO	1'42.591	11 12	1.368 0.048	214.9
14	10	Diogo MOREIRA	BRA	MT Helmets - MSI	KTM	1'42.678	4 7	1.455 0.087	215.5
15	99	José Antonio RUEDA	SPA	Red Bull KTM Ajo	KTM	1'42.701	12 15	1.478 0.023	217.5
16	54	Riccardo ROSSI	ITA	SIC58 Squadra Corse	HONDA	1'42.728	8 15	1.505 0.027	214.2
17	19	Scott OGDEN	GBR	VisionTrack Racing Team	HONDA	1'43.004	12 15	1.781 0.276	215.5
18	70	Joshua WHATLEY	GBR	VisionTrack Racing Team	HONDA	1'43.048	11 12	1.825 0.044	213.6
19	55	Romano FENATI	ITA	Rivacold Snipers Team	HONDA	1'43.151	4 4	1.928 0.103	213.0
20	44	David MUÑOZ	SPA	BOE Motorsports	KTM	1'43.356	2 13	2.133 0.205	216.8
21	7	Filippo FARIOLI	ITA	Red Bull KTM Tech3	KTM	1'43.397	10 13	2.174 0.041	214.2
22	43	Xavier ARTIGAS	SPA	CFMOTO Racing PruestelGP	CFMOTO	1'43.437	12 15	2.214 0.040	215.5
23	33	Tatchakorn BUASRI	THA	Honda Team Asia	HONDA	1'43.499	14 14	2.276 0.062	214.9
24	12	Noah DETTWILER	SWI	CFMOTO Racing PruestelGP	CFMOTO	1'43.514	15 15	2.291 0.015	211.7
25	22	Ana CARRASCO	SPA	BOE Motorsports	KTM	1'43.532	8 15	2.309 0.018	214.9
26	27	Kaito TOBA	JPN	SIC58 Squadra Corse	HONDA	1'43.550	5 11	2.327 0.018	214.9
27	64	Mario AJI	INA	Honda Team Asia	HONDA	1'43.826	7 14	2.603 0.276	213.6
28	63	Syarifuddin AZMAN	MAL	MT Helmets - MSI	KTM	1'43.838	3 11	2.615 0.012	213.6
29	38	David SALVADOR	SPA	CIP Green Power	KTM	1'44.565	2 14	3.342 0.727	215.5
30	20	Lorenzo FELLON	FRA	CIP Green Power	KTM	1'45.006	9 14	3.783 0.441	213.6

Practice condition: Dry

Air: 28°

Humidity: 47%

Ground: 32°

Fastest Lap:	Lap: 15	David ALONSO	1'41.223	154.6 Km/h
Best Race Lap:	2022	David MUÑOZ	1'40.910	155.1 Km/h
All Time Lap Record:	2022	David MUÑOZ	1'40.910	155.1 Km/h

The results are provisional until the end of the limit for protest and appeals.

Time limit for protest expires 30' after publication of the results - Time:

These data/results cannot be reproduced, stored and/or transmitted in whole or in part by any manner of electronic, mechanical, photocopying, recording, broadcasting or otherwise now known or herein after developed without the previous express consent by the copyright owner, except for reproduction in daily press and regular printed publications on sale to the public within 60 days of the event related to those data/results and always provided that copyright symbol appears together as follows below.

© DORNA, 2023

Official MotoGP Timing by TISSOT
www.motogp.com

Spielberg, Friday, August 18, 2023

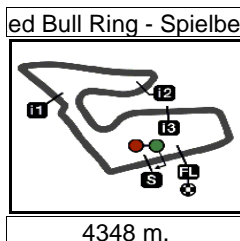



CryptoDATA MOTORRAD GRAND PRIX VON ÖSTERREICH


Practice Nr. 2

Combined Practice Times

7



4348 m.

		Rider	Nation	Team	MOTORCYCLE	P1	P2	Gap			
1	80	D.ALONSO	COL	GASGAS Aspar Team	GASGAS	1'42.381	17	1'41.223	15		
2	95	C.VEIJER	NED	Liqui Moly Husqvarna Intact GP	HUSQVARNA	1'43.102	15	1'41.852	17	0.629	0.629
3	53	D.ÖNCÜ	TUR	Red Bull KTM Ajo	KTM	1'43.000	15	1'41.879	15	0.656	0.027
4	96	D.HOLGADO	SPA	Red Bull KTM Tech3	KTM	1'41.899	12	1'42.277	6	0.676	0.020
5	18	M.BERTELLE	ITA	Rivacold Snipers Team	HONDA	1'42.707	14	1'41.922	14	0.699	0.023
6	5	J.MASIA	SPA	Leopard Racing	HONDA	1'41.935	15	1'41.954	5	0.712	0.013
7	48	I.ORTOLÁ	SPA	Angeluss MTA Team	KTM	1'42.102	14	1'42.102	15	0.879	0.167
8	71	A.SASAKI	JPN	Liqui Moly Husqvarna Intact GP	HUSQVARNA	1'42.278	13	1'42.179	11	0.956	0.077
9	99	J.RUEDA	SPA	Red Bull KTM Ajo	KTM	1'42.257	16	1'42.701	12	1.034	0.078
10	10	D.MOREIRA	BRA	MT Helmets - MSI	KTM	1'42.275	13	1'42.678	4	1.052	0.018
11	72	T.FURUSATO	JPN	Honda Team Asia	HONDA	1'43.464	15	1'42.314	14	1.091	0.039
12	24	T.SUZUKI	JPN	Leopard Racing	HONDA	1'43.455	15	1'42.337	10	1.114	0.023
13	82	S.NEPA	ITA	Angeluss MTA Team	KTM	1'43.548	13	1'42.346	14	1.123	0.009
14	6	R.YAMANAKA	JPN	GASGAS Aspar Team	GASGAS	1'42.543	13	1'42.543	16	1.320	0.197
15	55	R.FENATI	ITA	Rivacold Snipers Team	HONDA	1'42.564	14	1'43.151	4	1.341	0.021
16	19	S.OGDEN	GBR	VisionTrack Racing Team	HONDA	1'42.585	15	1'43.004	12	1.362	0.021
17	66	J.KELSO	AUS	CFMOTO Racing PruestelGP	CFMOTO	1'43.952	6	1'42.591	11	1.368	0.006
18	54	R.ROSSI	ITA	SIC58 Squadra Corse	HONDA	1'42.848	10	1'42.728	8	1.505	0.137
19	38	D.SALVADOR	SPA	CIP Green Power	KTM	1'42.933	13	1'44.565	2	1.710	0.205
20	70	J.WHATLEY	GBR	VisionTrack Racing Team	HONDA	1'43.075	17	1'43.048	11	1.825	0.115
21	44	D.MUÑOZ	SPA	BOE Motorsports	KTM	1'43.075	9	1'43.356	2	1.852	0.027
22	7	F.FARIOLI	ITA	Red Bull KTM Tech3	KTM	1'43.219	15	1'43.397	10	1.996	0.144
23	27	K.TOBA	JPN	SIC58 Squadra Corse	HONDA	1'43.233	11	1'43.550	5	2.010	0.014
24	63	S.AZMAN	MAL	MT Helmets - MSI	KTM	1'43.364	13	1'43.838	3	2.141	0.131
25	43	X.ARTIGAS	SPA	CFMOTO Racing PruestelGP	CFMOTO	1'43.628	7	1'43.437	12	2.214	0.073
26	33	T.BUASRI	THA	Honda Team Asia	HONDA	1'44.196	16	1'43.499	14	2.276	0.062
27	12	N.DETTWILER	SWI	CFMOTO Racing PruestelGP	CFMOTO	1'43.914	12	1'43.514	15	2.291	0.015
28	22	A.CARRASCO	SPA	BOE Motorsports	KTM	1'44.489	15	1'43.532	8	2.309	0.018
29	64	M.AJI	INA	Honda Team Asia	HONDA	1'43.848	15	1'43.826	7	2.603	0.294
30	20	L.FELLON	FRA	CIP Green Power	KTM	1'44.087	13	1'45.006	9	2.864	0.261

Pole Position Record:	2022	Daniel HOLGADO	1'41.234	154.6 Km/h
Best Race Lap:	2022	David MUÑOZ	1'40.910	155.1 Km/h
All Time Lap Record:	2022	David MUÑOZ	1'40.910	155.1 Km/h

The results are provisional until the end of the limit for protest and appeals.

Time limit for protest expires 60' after publication of the results - Time:

These data/results cannot be reproduced, stored and/or transmitted in whole or in part by any manner of electronic, mechanical, photocopying, recording, broadcasting or otherwise now known or herein after developed without the previous express consent by the copyright owner, except for reproduction in daily press and regular printed publications on sale to the public within 60 days of the event related to those data/results and always provided that copyright symbol appears together as follows below.

© DORNA, 2023

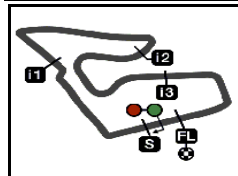
Official MotoGP Timing by TISSOT

www.motogp.com

Spielberg, Friday, August 18, 2023







4348 m.

CryptoDATA MOTORRAD GRAND PRIX VON ÖSTERREICH

Practice Nr. 2

Top Speed & Average

8



Rider	Nation	Motorcycle	Top 5 speeds					Average	Top
18 Matteo BERTELLE	ITA	HONDA	218.1	216.2	215.5	214.9	214.2	215.5	218.1
95 Collin VEIJER	NED	HUSQVARNA	218.1	214.2	214.2	213.6	213.0	214.6	218.1
5 Jaume MASIA	SPA	HONDA	217.5	215.5	214.2	214.2	213.6	215.0	217.5
24 Tatsuki SUZUKI	JPN	HONDA	217.5	215.5	215.5	213.6	213.6	215.1	217.5
71 Ayumu SASAKI	JPN	HUSQVARNA	217.5	214.9	214.2	213.6	213.0	214.4	217.5
99 José Antonio RUEDA	SPA	KTM	217.5	214.2	213.6	213.6	213.6	214.4	217.5
44 David MUÑOZ	SPA	KTM	216.8	214.2	213.0	213.0	211.1	212.9	216.8
48 Ivan ORTOLÁ	SPA	KTM	216.8	214.9	213.0	211.7	211.7	213.1	216.8
72 Taiyo FURUSATO	JPN	HONDA	216.8	216.2	215.5	214.9	214.9	215.7	216.8
96 Daniel HOLGADO	SPA	KTM	216.2	214.9	214.9	214.2	213.6	214.8	216.2
10 Diogo MOREIRA	BRA	KTM	215.5	215.5	214.9	213.6	213.6	214.6	215.5
19 Scott OGDEN	GBR	HONDA	215.5	214.2	213.0	213.0	211.7	213.5	215.5
38 David SALVADOR	SPA	KTM	215.5	213.0	211.7	211.7	211.7	212.4	215.5
43 Xavier ARTIGAS	SPA	CFMOTO	215.5	214.2	212.3	211.7	211.7	213.1	215.5
22 Ana CARRASCO	SPA	KTM	214.9	214.2	213.0	211.1	210.5	212.7	214.9
27 Kaito TOBA	JPN	HONDA	214.9	214.2	212.3	212.3	212.3	213.1	214.9
33 Tatchakorn BUASRI	THA	HONDA	214.9	212.3	212.3	210.5	210.5	211.8	214.9
53 Deniz ÖNCÜ	TUR	KTM	214.9	214.2	213.0	213.0	212.3	213.3	214.9
66 Joel KELSO	AUS	CFMOTO	214.9	213.0	212.3	209.9	209.9	211.7	214.9
80 David ALONSO	COL	GASGAS	214.9	214.2	213.6	212.3	211.1	213.2	214.9
7 Filippo FARIOLI	ITA	KTM	214.2	213.0	213.0	212.3	210.5	212.3	214.2
54 Riccardo ROSSI	ITA	HONDA	214.2	213.0	212.3	212.3	212.3	212.7	214.2
82 Stefano NEPA	ITA	KTM	214.2	214.2	213.0	213.0	212.3	213.0	214.2
20 Lorenzo FELLON	FRA	KTM	213.6	211.1	209.9	209.9	208.6	210.3	213.6
63 Syarifuddin AZMAN	MAL	KTM	213.6	213.0	213.0	212.3	211.7	212.7	213.6
64 Mario AJI	INA	HONDA	213.6	212.3	211.7	211.1	211.1	212.0	213.6
70 Joshua WHATLEY	GBR	HONDA	213.6	213.0	213.0	210.5	210.5	212.1	213.6
6 Ryusei YAMANAKA	JPN	GASGAS	213.0	211.7	211.1	209.9	209.3	210.2	213.0
55 Romano FENATI	ITA	HONDA	213.0	213.0	209.9	209.3		211.3	213.0
12 Noah DETTWILER	SWI	CFMOTO	211.7	211.1	209.9	209.3	209.3	210.3	211.7

These data/results cannot be reproduced, stored and/or transmitted in whole or in part by any manner of electronic, mechanical, photocopying, recording, broadcasting or otherwise now known or herein after developed without the previous express consent by the copyright owner, except for reproduction in daily press and regular printed publications on sale to the public within 60 days of the event related to those data/results and always provided that copyright symbol appears together as follows below.

© DORNA, 2023

Official MotoGP Timing by TISSOT
www.motogp.com



Spielberg, Friday, August 18, 2023

CryptoDATA MOTORRAD GRAND PRIX VON ÖSTERREICH

Practice Nr. 2

Chronological Analysis of Performances

9

* Lap / Sector time cancelled		T1 Time from finish line to 1st intermediate				T3 Time from 2nd intermed. to 3rd intermed.							
P Crossing the finish line in pit lane		T2 Time from 1st intermed. to 2nd intermed.				T4 Time from 3rd intermediate to finish line							
Lap	Lap Time	T1	T2	T3	T4	Speed	Lap	Lap Time	T1	T2	T3	T4	Speed
1st	80	David ALONSO GASGAS Aspar Team COL					4	1'43.059	28.661	29.115	26.581	18.702	211.7
		Runs=2	Total laps=18	Full laps=15	Valid laps=10		5	1'42.703	28.593	29.025	26.496	18.589	211.7
1	2'02.415	20.618	30.033	27.166	18.943		6	1'42.384	28.516	28.920	26.316	18.632	212.3
2	1'44.135 *	28.944	29.473	26.825	18.893*	209.9	7	1'43.261 *	28.688	29.213	26.596	18.764*	214.9
3	1'43.275	28.727	29.261	26.694	18.593	210.5	8	1'43.077	28.612	29.210	26.531	18.724	214.2
4	1'43.045 *	28.719	29.100	26.651*	18.575	212.3	9	1'42.854 *	28.499	29.077	26.639	18.639*	213.0
5	1'43.824	28.931	29.451	26.675	18.767	214.2	10	1'42.857 *	28.554	29.056	26.658	18.589*	210.5
6	1'43.482	28.761	29.144	26.813	18.764	209.3	11	1'48.341 P	28.763	29.528	27.110	22.940	209.9
7	1'42.923	28.632	29.061	26.581	18.649	210.5	12	9'30.614 *	19.990	29.345	26.249*	18.467	
8	1'44.679 *	29.17*	29.770	26.731	18.999*	209.9	13	1'42.050	28.624	28.881	26.165	18.380	213.0
9	1'43.206	28.840	29.058	26.659	18.649	209.3	14	1'41.743 *	28.367	28.880	26.104	18.392*	211.7
10	1'42.581	28.593	28.899	26.606	18.483	210.5	15	1'41.879	28.367	28.808	26.219	18.485	212.3
11	1'42.364 *	28.526	28.866	26.469*	18.503	210.5							
12	1'48.141 P	28.71*	29.001	26.783	23.638	209.9	4th	18	Matteo BERTELLE Rivacold Snipers Tea ITA				
13	6'13.157	20.261	29.520	26.569	18.553				Runs=2	Total laps=14	Full laps=11	Valid laps=3	
14	1'41.483	28.398	28.680	26.128	18.277	211.1	1	2'48.526	20.945	31.665	27.664	20.304	
15	1'41.223	28.170	28.731	26.033	18.289	214.9	2	1'44.287 *	29.272	29.633	26.577	18.805*	216.2
16	1'57.106	28.730	39.479	29.475	19.422	213.6	3	1'44.047 *	29.067	29.445	26.783	18.752*	218.1
17	1'53.007	34.850	30.979	27.582	19.596	208.0	4	1'44.830 *	28.91*	29.446	26.628	19.840	214.2
18	1'48.721 *	30.33*	32.014	27.136	19.237	209.3	5	1'43.205 *	28.802	29.185	26.506	18.712*	213.0
							6	1'43.089 *	28.735	29.119	26.469	18.766*	211.1
2nd	95	Collin VEIJER Liqui Moly Husqvarna NED					7	1'42.860	28.723	29.286	26.326	18.525	214.2
		Runs=2	Total laps=17	Full laps=14	Valid laps=12		8	1'47.748 *	32.56*	29.883	26.602	18.702*	210.5
1	3'14.161	20.111	30.676	27.192	19.026		9	1'51.141 P	28.674	29.243	27.647	25.577	211.7
2	1'44.155	29.079	29.553	26.742	18.781	209.9	10	11'28.717 *	19.377	30.588	32.071	18.846*	
3	1'44.155 *	28.975	29.413	26.966*	18.801	211.1	11	1'47.565 *	29.40*	33.456	26.283	18.421	210.5
4	1'43.657	28.977	29.512	26.518	18.650	211.7	12	1'42.505	28.773	29.146	26.229	18.357	215.5
5	1'43.356	28.936	29.331	26.463	18.626	211.7	13	1'42.338 *	28.563	29.052	26.304	18.419*	214.9
6	1'43.017	28.736	29.311	26.437	18.533	211.7	14	1'41.922	28.509	28.876	26.119	18.418	212.3
7	1'46.339 *	31.16*	30.158	26.355	18.665	211.7							
8	1'42.610	28.686	29.062	26.322	18.540	213.6	5th	5	Jaume MASIA Leopard Racing SPA				
9	1'48.097 P	28.778	29.167	26.374	23.778	218.1			Runs=3	Total laps=16	Full laps=10	Valid laps=6	
10	5'54.593	20.760	32.658	27.755	18.795		1	2'47.948	21.038	30.529	27.909	19.210	
11	1'45.308	28.850	30.947	26.824	18.687	208.0	2	1'42.850	28.590	29.034	26.635	18.591	215.5
12	1'42.588	28.738	29.039	26.352	18.459	211.7	3	1'42.570 *	28.624	29.081	26.366*	18.499	212.3
13	1'42.332	28.596	29.060	26.325	18.351	210.5	4	1'50.098	35.833	29.347	26.468	18.450	211.7
14	1'53.546	34.376	33.676	26.849	18.645	210.5	5	1'41.954	28.471	28.952	26.162	18.369	213.6
15	1'42.411	28.621	29.059	26.104	18.627	213.0	6	1'42.456	28.565	28.929	26.349	18.613	214.2
16	1'42.000	28.392	28.967	26.280	18.361	214.2	7	1'42.516	28.614	29.009	26.332	18.561	211.1
17	1'41.852	28.422	28.884	26.147	18.399	214.2	8	1'52.520 P	31.54*	30.008	26.854	24.118	209.9
							9	4'17.230	20.317	29.444	26.753	18.604	
3rd	53	Deniz ÖNCÜ Red Bull KTM Ajo TUR					10	1'42.567	28.650	29.014	26.504	18.399	210.5
		Runs=2	Total laps=15	Full laps=12	Valid laps=6		11	1'49.903 P	28.685	29.592	27.779	23.847	209.3
1	3'19.564	20.329	29.937	27.001	18.876		12	6'08.277 *	19.352	29.180	26.160	18.304*	
2	1'43.789 *	29.059	29.278	26.673*	18.779*	210.5	13	1'43.570 *	28.306	29.254	27.669	18.341*	213.0
3	1'43.354 *	28.666	29.199	26.792*	18.697	211.1	14	1'53.342 *	28.437	34.124	31.662*	19.119	211.7

Fastest Lap: David ALONSO GASGAS Aspar Team COL **1'41.223** 28.170 28.731 26.033 18.289

These data/results cannot be reproduced, stored and/or transmitted in whole or in part by any manner of electronic, mechanical, photocopying, recording, broadcasting or otherwise now known or herein after developed without the previous express consent by the copyright owner, except for reproduction in daily press and regular printed publications on sale to the public within 60 days of the event related to those data/results and always provided that copyright symbol appears together as follows below.
© DORNA, 2023

Practice Nr. 2

Moto3

Lap	Lap Time	T1	T2	T3	T4	Speed	Lap	Lap Time	T1	T2	T3	T4	Speed
15	1'53.272	*	28.457	33.491	27.499	23.825*	217.5						
16	1'49.856	P	28.696	29.265	27.190	24.705	214.2						
6th	48	Ivan ORTOLÁ	Angeluss MTA Team		SPA								
		Runs=4	Total laps=16	Full laps=9	Valid laps=8								
1	2'14.217		20.011	31.861	30.241	19.810							
2	1'43.705	*	28.973	29.202	26.741	18.789*	209.3						
3	1'43.698		28.892	29.313	26.760	18.733	211.1						
4	1'50.052	P	28.715	29.378	27.329	24.630	211.7						
5	4'22.870		21.204	29.597	26.910	18.772							
6	1'43.335		28.807	29.187	26.681	18.660	211.7						
7	1'43.380		28.713	29.113	26.718	18.836	211.1						
8	1'42.857		28.688	29.052	26.589	18.528	213.0						
9	1'48.189	P	28.613	29.085	26.845	23.646	214.9						
10	4'20.253		20.199	29.391	26.747	18.671							
11	1'43.250		28.771	29.142	26.726	18.611	209.3						
12	1'48.749	P	29.715	29.391	26.625	23.018	209.9						
13	3'56.841	*	21.687	30.775	28.660	18.401*							
14	1'42.324		28.498	28.966	26.415	18.445	216.8						
15	1'42.102		28.549	28.834	26.335	18.384	211.7						
16	1'42.260		28.485	28.907	26.451	18.417	211.7						
7th	71	Ayumu SASAKI	Liqui Moly Husqvarna		JPN								
		Runs=2	Total laps=13	Full laps=9	Valid laps=6								
1	3'26.810	*	20.680	29.949	27.267*	18.903							
2	1'43.256		28.750	29.312	26.614	18.580	213.6						
3	1'43.803	*	28.878	29.329	26.839*	18.757	214.9						
4	1'43.153		28.868	29.242	26.497	18.546	213.0						
5	1'42.871		28.757	29.161	26.357	18.596	214.2						
6	1'42.649		28.639	29.108	26.317	18.585	213.0						
7	1'51.053	P	29.970	29.849	27.034	24.200	210.5						
8	11'37.550		21.153	29.896	27.092	18.833							
9	1'42.496		28.646	28.841	26.281	18.728	209.9						
10	1'43.274	*	28.510	29.771	26.489*	18.504	211.7						
11	1'42.179		28.552	28.920	26.212	18.495	212.3						
12	2'00.943	*	31.75*	41.096	28.633	19.455	212.3						
13	1'50.388	P	28.508	29.615	27.281	24.984	217.5						
8th	96	Daniel HOLGADO	Red Bull KTM Tech3		SPA								
		Runs=2	Total laps=14	Full laps=11	Valid laps=4								
1	2'47.382		20.665	30.557	27.287	19.074							
2	1'43.702	*	28.886	29.456	26.684	18.676*	210.5						
3	1'42.889		28.743	29.296	26.265	18.585	214.9						
4	1'42.733		28.613	29.157	26.311	18.652	214.9						
5	1'42.559	*	28.561	29.153	26.244	18.601*	213.6						
6	1'42.277		28.455	29.020	26.127	18.675	213.0						
7	1'50.238	*	31.82*	33.207	26.512	18.693*	212.3						
8	1'42.770		28.584	29.092	26.395	18.699	214.2						
9	1'53.003	P	29.05*	31.293	27.190*	25.462	211.7						
10	11'17.027		20.094	29.774	26.902	19.114							
11	1'44.082	*	28.590	29.001	27.752	18.739*	213.0						
12	1'42.244	*	28.472	29.081	26.197	18.494*	216.2						
13	1'53.597	*	29.80*	32.225*	27.152*	24.415*	212.3						
14	1'48.063	*	28.710	31.907	27.664	19.782*	213.0						
9th	72	Taiyo FURUSATO	Honda Team Asia		JPN								
		Runs=2	Total laps=14	Full laps=11	Valid laps=5								
1	2'47.640		20.198	32.211	27.495	19.380							
2	1'43.808		28.872	29.677	26.546	18.713	214.2						
3	1'43.718	*	28.34*	29.759	26.811	18.806*	214.9						
4	1'43.720	*	29.001	29.433	26.504	18.782*	216.2						
5	1'43.061		28.820	29.328	26.356	18.557	214.2						
6	1'42.937		28.754	29.205	26.367	18.611	215.5						
7	1'47.329	*	29.867	30.737	27.880*	18.845*	214.9						
8	1'43.970	*	28.873	29.402	26.768	18.927*	214.2						
9	1'53.295	P	28.753	29.299	29.700	25.543	211.1						
10	11'25.868	*	19.249	30.403	29.084	18.560*							
11	1'51.357	*	32.986	33.309	26.436	18.626*	211.7						
12	1'44.238	*	28.16*	29.620	26.692	19.766*	214.2						
13	1'42.842		28.651	29.207	26.574	18.410	214.2						
14	1'42.314		28.529	29.016	26.329	18.440	216.8						
10th	24	Tatsuki SUZUKI	Leopard Racing		JPN								
		Runs=3	Total laps=13	Full laps=7	Valid laps=3								
1	4'34.717	*	19.212	29.757	26.677	18.599*							
2	1'41.914	*	27.45*	29.333	26.529	18.596*	215.5						
3	1'47.492	*	28.807	29.280	27.464*	21.941*	213.6						
4	1'43.093		28.838	29.280	26.299	18.676	215.5						
5	1'56.506	P	27.65*	29.815	28.066	30.975	213.0						
6	5'21.321	*	18.457	29.601	26.523*	18.445*							
7	1'49.609	P	28.794	29.847	26.672	24.296	212.3						
8	8'19.046	*	19.667	29.631	27.125*	19.147*							
9	1'43.392		28.700	29.733	26.442	18.517	209.9						
10	1'42.337		28.634	29.125	26.189	18.389	212.3						
11	1'59.285	*	31.62*	40.690	28.265	18.707*	213.6						
12	1'49.670	*	28.643	32.678	27.453	20.896*	217.5						
13	2'07.205	P	30.28*	35.499	28.698	32.724	212.3						
11th	82	Stefano NEPA	Angeluss MTA Team		ITA								
		Runs=3	Total laps=14	Full laps=9	Valid laps=7								
1	2'47.954		20.829	32.020	28.400	19.992							
2	1'43.672		29.020	29.483	26.400	18.769	213.0						
3	1'43.440	*	28.944	29.356	26.389	18.751*	214.2						
4	1'43.458	*	28.85*	29.371	26.553	18.683	213.0						
5	1'43.308		28.830	29.300	26.516	18.662	212.3						
6	1'42.940		28.702	29.148	26.436	18.654	212.3						
7	1'48.416	P	28.798	29.128	27.142	23.348	211.7						
8	6'52.087		19.875	30.044	27.046	18.663							
9	1'43.257		28.832	29.270	26.588	18.567	208.0						
10	1'43.273		28.809	29.333	26.542	18.589	208.0						
11	1'48.896	P	29.38*	29.782	26.992	22.734	207.4						
12	6'27.637	*	22.453	33.069	28.165	18.709*							
13	1'42.810		28.674	29.223	26.373	18.540	212.3						
14	1'42.346		28.600	29.156	26.166	18.424	214.2						
12th	6	Ryusei YAMANAKA	GASGAS Aspar Team		JPN								
		Runs=2	Total laps=16	Full laps=13	Valid laps=12								
1	2'15.047		19.994	32.073	30.126	20.090							
2	1'43.776		29.141	29.312	26.669	18.654	206.8						
3	1'43.238		28.817	29.161	26.562	18.698	209.3						
4	1'44.033		28.783	29.092	26.938	19.220	211.1						

Fastest Lap: David ALONSO GASGAS Aspar Team COL 1'41.223 28.170 28.731 26.033 18.289

These data/results cannot be reproduced, stored and/or transmitted in whole or in part by any manner of electronic, mechanical, photocopying, recording, broadcasting or otherwise now known or herein after developed without the previous express consent by the copyright owner, except for reproduction in daily press and regular printed publications on sale to the public within 60 days of the event related to those data/results and always provided that copyright symbol appears together as follows below.
© DORNA, 2023

Practice Nr. 2

Moto3

Lap	Lap Time	T1	T2	T3	T4	Speed	Lap	Lap Time	T1	T2	T3	T4	Speed
16th 54 Riccardo ROSSI SIC58 Squadra Corse ITA Runs=2 Total laps=15 Full laps=12 Valid laps=8							1	2'16.648	20.760	30.505	28.816	20.182	
2	1'45.187	*	29.10*	30.388	27.039	18.656*	212.3						
3	1'43.632	28.922	29.432	26.705	18.573	210.5							
4	1'43.297	*	28.792	29.219	26.714	18.572*	211.7						
5	1'43.099	28.674	29.240	26.592	18.593	211.1							
6	1'44.290	*	28.660	29.595	27.246	18.789*	212.3						
7	1'42.846	28.777	29.103	26.394	18.572	212.3							
8	1'42.728	28.694	29.086	26.451	18.497	210.5							
9	1'42.794	28.650	29.094	26.524	18.526	211.1							
10	1'57.631	P	30.27*	32.012	29.564	25.780	208.6						
11	11'07.600	*	21.401	29.949	26.825	24.391*							
12	1'42.949	28.781	29.130	26.515	18.523	210.5							
13	1'45.964	*	28.11*	30.460*	28.135	19.250*	212.3						
14	1'52.296	28.818	29.546	27.459	26.473	214.2							
15	1'43.465	28.927	29.330	26.638	18.570	213.0							
13th 66 Joel KELSO CFMOTO Racing Pru AUS Runs=3 Total laps=12 Full laps=6 Valid laps=5							1	1'55.913	19.411	30.035	27.039	18.997	
2	1'44.309	29.086	29.491	26.818	18.914	208.6							
3	1'43.907	28.795	29.496	26.767	18.849	209.9							
4	1'43.801	*	28.914	29.331	26.770*	18.786	209.9						
5	1'51.671	P	29.114	30.191	28.093	24.273	209.9						
6	8'50.199	21.334	29.833	26.906	19.087								
7	1'44.320	28.880	29.694	26.772	18.974	208.6							
8	1'50.433	P	28.845	29.510	27.268	24.810	208.6						
9	9'21.966	18.875	29.487	26.788	18.661								
10	1'55.004	28.619	36.339	30.755	19.291	213.0							
11	1'42.591	28.513	29.195	26.350	18.533	214.9							
12	2'04.597	P	31.76*	37.641	29.890	25.298	212.3						
14th 10 Diogo MOREIRA MT Helmets - MSI BRA Runs=2 Total laps=7 Full laps=4 Valid laps=6							1	2'48.926	19.562	29.588	26.835	19.227	
2	1'43.462	28.879	29.306	26.583	18.694	215.5							
	unfinished	28.618	29.256			213.6							
3	1'39.150	19.800	29.553	26.491	23.306								
4	1'42.678	28.592	29.004	26.453	18.629	209.9							
5	1'47.994	28.799	29.484	30.510	19.201	213.6							
6	1'53.308	*	28.823	29.328	30.043	25.114*	214.9						
7	1'43.596	28.748	29.692	26.551	18.605	215.5							
15th 99 José Antonio RUED Red Bull KTM Ajo SPA Runs=2 Total laps=15 Full laps=12 Valid laps=8							1	2'15.934	20.855	29.937	26.959	18.919	
2	1'43.877	28.746	29.372	27.013	18.746	213.6							
3	1'42.843	28.569	29.254	26.392	18.628	214.2							
4	1'42.928	28.532	29.147	26.565	18.684	213.6							
5	1'43.056	28.652	29.244	26.513	18.647	212.3							
6	1'45.393	*	28.640	31.112	26.512	19.129*	211.7						
7	1'43.204	*	28.811	29.211	26.339	18.843*	213.6						
8	1'42.763	*	28.692	29.071	26.351	18.649*	210.5						
9	1'42.748	28.631	29.033	26.420	18.664	210.5							
10	1'52.424	P	29.842	30.007	27.068	25.507	209.9						
11	10'08.457	*	20.359	30.047	26.854	18.909*							
12	1'42.701	28.649	29.009	26.426	18.617	209.9							
13	1'45.197	29.237	30.056	26.968	18.936	210.5							
14	1'54.465	*	28.89*	31.171*	27.096	27.303	217.5						
15	1'43.642	28.643	29.436	26.679	18.884	213.6							
17th 19 Scott OGDEN VisionTrack Racing T GBR Runs=2 Total laps=15 Full laps=12 Valid laps=8							1	2'41.172	20.809	30.828	30.475	19.282	
2	1'47.257	29.504	30.165	28.601	18.987	208.0							
3	1'50.049	*	29.324	33.017	28.640	19.068*	209.9						
4	1'45.979	*	29.039	30.236	27.827	18.877*	211.1						
5	1'43.893	28.875	29.753	26.528	18.737	214.2							
6	1'46.431	*	28.62*	31.750	26.952	19.101	211.7						
7	1'43.635	29.020	29.423	26.534	18.658	210.5							
8	1'43.603	28.897	29.269	26.590	18.847	213.0							
9	1'53.488	P	29.93*	30.290	27.761	25.501	203.3						
10	10'18.294	*	30.827	30.232	27.012	18.735*							
11	1'43.474	28.985	29.681	26.327	18.481	211.1							
12	1'43.004	28.741	29.248	26.253	18.762	213.0							
13	1'59.274	28.859	39.465	31.750	19.200	210.5							
14	1'49.229	*	28.668	29.542	30.105	20.914*	215.5						
15	1'50.292	29.268	34.771	26.884	19.369	211.1							
18th 70 Joshua WHATLEY VisionTrack Racing T GBR Runs=2 Total laps=12 Full laps=9 Valid laps=4							1	3'26.963	20.026	33.660	30.025	18.875	
2	1'43.740	28.925	29.432	26.735	18.648	213.0							
3	1'43.367	*	28.873	29.301	26.589*	18.604	210.5						
4	1'43.533	28.949	29.357	26.562	18.665	213.0							
5	2'16.141	*	28.792			21.586*	209.9						
6	1'49.788	29.298	29.413	26.970	24.107	206.3							
7	1'51.804	P	29.094	29.759	27.459	25.492	206.8						
8	14'33.379	*	21.339	29.839	26.764	23.100*							
9	1'43.020	*	28.865	29.104	26.533	18.518*	209.3						
10	1'48.724	*	32.39*	29.770*	27.673	18.882	210.5						
11	1'43.048	28.707	29.121	26.660	18.560	213.6							
12	1'52.582	*	32.94*	34.195	26.517	18.929	208.0						
19th 55 Romano FENATI Rivacold Snipers Tea ITA Runs=1 Total laps=4 Full laps=3 Valid laps=2							1	3'26.439	22.551	30.190	27.196	18.793	
2	1'43.421	28.978	29.185	26.754	18.504	209.9							
3	1'44.070	*	28.959	29.836	26.661*	18.614	209.3						

Fastest Lap: David ALONSO GASGAS Aspar Team COL **1'41.223** 28.170 28.731 26.033 18.289

These data/results cannot be reproduced, stored and/or transmitted in whole or in part by any manner of electronic, mechanical, photocopying, recording, broadcasting or otherwise now known or herein after developed without the previous express consent by the copyright owner, except for reproduction in daily press and regular printed publications on sale to the public within 60 days of the event related to those data/results and always provided that copyright symbol appears together as follows below.
© DORNA, 2023

Official MotoGP Timing by TISSOT
www.motogp.com

Spielberg, Friday, August 18, 2023

Page 3 of 5



Practice Nr. 2

Moto3

Lap	Lap Time	T1	T2	T3	T4	Speed	Lap	Lap Time	T1	T2	T3	T4	Speed	
4	1'43.151	28.844	29.300	26.466	18.541	213.0	2	1'45.123	29.334	29.638	27.179	18.972	212.3	
	unfinished	28.757	30.604			213.0	3	1'46.407 *	30.33 *	30.062	27.185	18.824 *	208.6	
							4	1'44.631 *	29.35 *	29.512	26.930	18.835	210.5	
							5	1'44.304	29.126	29.440	26.917	18.821	209.3	
							6	1'44.145	29.065	29.352	26.938	18.790	208.6	
							7	1'44.328 *	29.136	29.379	26.950	18.863 *	209.3	
							8	1'44.558	29.330	29.465	26.802	18.961	206.3	
							9	1'54.143 P	30.62 *	30.587	28.568	24.364	209.9	
							10	11'19.960 *	19.883	29.637	27.527	18.720 *		
							11	1'48.507 *	29.22 *	30.608	29.608	19.071 *	210.5	
							12	1'45.658 *	29.242	29.823	27.028	19.565 *	212.3	
							13	1'43.821	29.020	29.345	26.731	18.725	214.9	
							14	1'43.499	28.911	29.136	26.769	18.683	210.5	
20th	44	David MUÑOZ BOE Motorsports SPA						24th	12	Noah DETTWILER CFMOTO Racing Pru SWI				
		Runs=3	Total laps=13	Full laps=7	Valid laps=4				Runs=3	Total laps=15	Full laps=10	Valid laps=9		
1	2'27.236	21.645	29.969	27.071	18.749		1	1'59.342	19.719	30.123	27.148	19.229		
2	1'43.356	28.770	29.262	26.642	18.682	211.1	2	1'44.569	29.293	29.403	26.898	18.975	208.0	
3	1'43.144 *	28.732	29.111	26.718	18.583 *	211.1	3	1'44.280	29.051	29.334	26.918	18.977	209.3	
4	1'43.411	28.707	29.314	26.687	18.703	213.0	4	1'44.403 *	29.170	29.369	26.860 *	19.004	211.1	
5	1'43.509 *	28.795	29.379	26.603	18.732 *	211.1	5	1'44.308	29.104	29.401	26.834	18.969	208.6	
6	2'00.276 P	31.783	33.176	30.395	24.922	209.9	6	1'49.245 P	29.004	29.219	26.719	24.303	209.9	
7	11'44.343	20.356	30.771	27.569	20.967		7	4'39.944	19.924	29.971	27.100	19.067		
8	1'43.728	28.839	29.386	26.770	18.733	210.5	8	1'44.066	29.108	29.251	26.799	18.908	207.4	
9	1'49.721 P	29.67 *	29.882	27.319	22.850	208.6	9	1'43.924	29.129	29.234	26.745	18.816	206.8	
10	4'07.027	20.633	33.432	28.019	18.517		10	1'49.598 P	29.355	29.417	27.053	23.773	206.3	
11	1'53.368	28.670	35.463	30.262	18.973	214.2	11	8'22.477 *	20.323	30.200	26.759	19.729 *		
12	1'50.624 *	28.543	29.741	29.007	23.333 *	216.8	12	1'43.577	28.915	29.235	26.650	18.777	208.6	
13	1'56.868 P	28.915	35.181	28.168	24.604	213.0	13	1'47.987	29.162	29.625	29.538	19.662	209.3	
							14	1'44.437	29.173	29.490	27.014	18.760	211.7	
							15	1'43.514	29.008	29.083	26.634	18.789	208.0	
21st	7	Filippo FARIOLI Red Bull KTM Tech3 ITA						25th	22	Ana CARRASCO BOE Motorsports SPA				
		Runs=2	Total laps=13	Full laps=10	Valid laps=4				Runs=2	Total laps=15	Full laps=12	Valid laps=8		
1	2'48.239	20.114	30.186	27.684	19.357		1	2'03.305	20.174	30.148	27.036	19.072		
2	1'44.465 *	29.312	29.691	26.715 *	18.747 *	213.0	2	1'44.414	29.273	29.443	26.859	18.839	208.6	
3	1'45.155 *	29.096	29.961	27.124	18.974 *	214.2	3	1'44.449	29.061	29.559	26.936	18.893	209.9	
4	1'44.325	28.961	29.548	26.799	19.017	209.3	4	1'54.803	29.206	32.680	33.688	19.229	209.9	
5	1'43.476 *	28.846	29.348	26.459	18.823 *	210.5	5	1'44.166	29.074	29.416	26.883	18.793	211.1	
6	1'43.680	28.873	29.332	26.482	18.993	212.3	6	1'43.895	29.080	29.232	26.705	18.878	209.9	
7	1'43.700 *	28.59 *	29.818	26.641	18.649 *	209.3	7	1'44.168	29.132	29.444	26.780	18.812	210.5	
8	1'54.174 P	30.03 *	31.409	27.823	24.905	210.5	8	1'43.532	28.905	29.194	26.713	18.720	213.0	
9	12'57.585	20.095	29.640	26.995	19.152		9	1'50.295 P	29.034	29.437	26.855	24.969	209.9	
10	1'43.397	28.721	29.321	26.664	18.691	209.3	10	11'05.709	21.818	29.888	26.988	18.987		
11	1'43.093 *	28.826	29.409	26.245	18.613 *	208.6	11	1'51.191 *	29.17 *	30.083	26.656	25.279 *	209.3	
12	1'54.116 *	29.47 *	31.178 *	26.941	26.525	213.0	12	1'44.977 *	29.294	29.663	26.905	19.115 *	208.0	
13	1'47.294	28.984	29.618	27.084	21.608	208.0	13	1'45.525 *	28.58 *	29.878 *	27.587	19.479	208.0	
							14	1'49.778 *	30.20 *	31.834	28.079	19.663	214.9	
							15	1'46.297	29.423	31.276	26.737	18.861	214.2	
22nd	43	Xavier ARTIGAS CFMOTO Racing Pru SPA						26th	27	Kaito TOBA SIC58 Squadra Corse JPN				
		Runs=3	Total laps=15	Full laps=10	Valid laps=7				Runs=3	Total laps=11	Full laps=6	Valid laps=4		
1	1'58.304	19.701	30.051	26.967	19.246		1	2'50.701 *	20.051	30.216	27.134	19.309 *		
2	1'45.007	29.175	29.798	26.903	19.131	208.6	2	1'44.903 *	29.507	29.804	26.778	18.814 *	209.9	
3	1'44.587	29.065	29.545	26.889	19.088	209.3	3	1'44.247	29.087	29.582	26.802	18.776	212.3	
4	1'45.595 *	29.458	30.621	26.667 *	18.849	210.5	4	1'43.952	29.067	29.810	26.418	18.657	212.3	
5	1'43.884	28.887	29.476	26.629	18.892	211.7								
6	1'43.630	28.817	29.318	26.523	18.972	211.7								
7	1'52.781 P	28.750	31.894	27.901	24.236	211.1								
8	8'32.333 *	21.600	29.985	27.173	19.170 *									
9	1'44.591 *	29.064	29.536	26.856	19.135 *	206.8								
10	1'50.205 P	29.082	29.843	27.260	24.020	205.7								
11	4'27.235	20.071	29.455	26.494	23.814									
12	1'43.437	28.764	29.128	26.678	18.867	212.3								
13	1'46.790 *	28.11 *	29.721 *	29.990	18.969	211.1								
14	1'52.886	28.854	29.676	29.690	24.666	214.2								
15	1'44.734	29.268	29.816	26.641	19.009	215.5								
23rd	33	Tatchakorn BUASRI Honda Team Asia THA												
		Runs=2	Total laps=14	Full laps=11	Valid laps=6									
1	2'49.243	20.985	31.753	30.937	20.712									

Fastest Lap: David ALONSO GASGAS Aspar Team COL **1'41.223** 28.170 28.731 26.033 18.289

These data/results cannot be reproduced, stored and/or transmitted in whole or in part by any manner of electronic, mechanical, photocopying, recording, broadcasting or otherwise now known or herein after developed without the previous express consent by the copyright owner, except for reproduction in daily press and regular printed publications on sale to the public within 60 days of the event related to those data/results and always provided that copyright symbol appears together as follows below.
© DORNA, 2023

Practice Nr. 2

Moto3

Lap	Lap Time	T1	T2	T3	T4	Speed	Lap	Lap Time	T1	T2	T3	T4	Speed	
5	1'43.550	28.725	29.462	26.438	18.925	214.9	30th 20	Lorenzo FELLON					CIP Green Power	FRA
6	1'44.561	* 28.879	30.319	26.556*	18.807	212.3		Runs=3	Total laps=14	Full laps=9	Valid laps=2			
7	1'44.018	29.007	29.763	26.462	18.786	212.3		1	2'28.911	21.397	30.495	27.337	19.296	
8	1'50.388	P 29.144	29.785	26.823	24.636	210.5		2	1'45.608	* 29.588	29.819	27.092	19.109*	208.0
9	14'03.811	* 20.897	30.099	26.826	23.925*			3	1'45.005	* 29.113	29.755	27.157	18.980*	208.6
10	1'51.653	P 28.979	29.660	27.527	25.487	214.2		4	1'51.154	* 29.56*	31.616	30.806	19.169*	209.9
11	4'55.097	20.449	30.200	26.971	18.988			5	1'45.548	29.395	29.828	27.176	19.149	209.9
								6	1'50.147	P 28.78*	30.548	27.425*	23.385	208.6
								7	8'01.514	* 19.187	30.341	27.270	18.984*	
								8	1'45.032	* 28.95*	30.022	27.164	18.895	208.0
								9	1'45.006	29.449	29.717	26.899	18.941	208.0
								10	1'50.767	P 28.94*	31.176	27.140	23.509	207.4
								11	4'58.329	* 20.618	35.572	34.202	20.181*	
								12	1'44.169	* 29.033	29.899	26.659*	18.578*	211.1
								13	1'52.038	* 29.07*	31.811*	26.911	24.245	213.6
							14	1'47.167	* 29.38*	29.693	27.117	20.970*	208.0	

27th 64		Mario AJI		Honda Team Asia		INA
Runs=2	Total laps=14	Full laps=11	Valid laps=6			
1	2'48.077	20.544	32.551	32.065	19.530	
2	1'44.477	29.033	29.681	26.819	18.944	213.6
3	1'44.470	29.465	29.597	26.704	18.704	211.7
4	1'43.879	28.926	29.441	26.651	18.861	212.3
5	1'44.487	* 29.12*	29.804	26.535	19.024*	207.4
6	1'44.052	29.010	29.596	26.577	18.869	208.0
7	1'43.826	29.018	29.488	26.505	18.815	211.1
8	1'44.120	* 29.122	29.337	26.684	18.977*	210.5
9	1'52.842	P 29.057	29.737	27.599	26.449	206.3
10	12'07.723	* 23.249	31.297	26.628	18.630*	
11	1'43.327	* 28.888	29.307	26.431	18.701*	211.1
12	1'55.966	* 28.938	29.499	35.702	21.827*	206.8
13	1'47.812	* 29.80*	30.557	28.154	19.296	205.7
14	1'44.529	29.178	29.701	26.814	18.836	206.8

28th 63		Syarifuddin AZMAN		MT Helmets - MSI		MAL
Runs=2	Total laps=11	Full laps=8	Valid laps=2			
1	2'15.271	19.990	31.654	30.234	20.081	
2	1'44.816	29.310	29.407	27.162	18.937	212.3
3	1'43.838	28.888	29.330	26.836	18.784	213.6
4	1'45.301	* 29.155	30.652	26.721	18.773*	211.7
5	1'44.054	* 28.840	29.402	26.958	18.854*	213.0
6	1'44.336	* 29.001	29.531	26.898	18.906*	210.5
7	1'44.188	* 28.936	29.326	26.916	19.010*	210.5
8	1'52.477	P 29.13*	29.871	28.193	25.275	209.3
9	12'43.285	* 21.272	29.513	27.220	19.543*	
10	1'43.534	* 28.870	29.174	26.897	18.593*	210.5
11	1'43.962	* 28.628	29.177	27.583	18.574*	213.0

29th 38		David SALVADOR		CIP Green Power		SPA
Runs=2	Total laps=14	Full laps=11	Valid laps=3			
1	2'42.600	24.484	31.334	31.210	19.038	
2	1'44.565	29.086	29.792	26.876	18.811	208.6
3	1'46.395	* 30.85*	29.997	26.891	18.653	208.6
4	1'43.890	* 29.012	29.438	26.653*	18.787*	213.0
5	1'45.842	* 28.816	30.468	27.526	19.032*	210.5
6	1'47.230	* 29.085	32.472	26.945*	18.728	208.6
7	1'43.782	* 28.740	29.674	26.575*	18.793	211.7
8	1'43.297	* 28.767	29.365	26.477*	18.688	211.7
9	1'50.960	P 28.943	29.776	27.524	24.717	211.7
10	12'09.274	* 23.490	31.533	26.482	18.530*	
11	1'42.788	* 28.61*	29.292	26.314	18.563	211.7
12	1'58.714	28.600	38.804	32.301	19.009	211.7
13	1'43.404	* 28.609	29.523	26.603*	18.669	215.5
14	1'45.531	29.720	29.843	27.176	18.792	209.3

Fastest Lap: David ALONSO GASGAS Aspar Team COL **1'41.223** 28.170 28.731 26.033 18.289

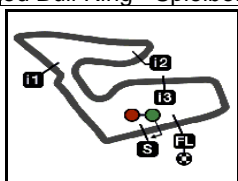
These data/results cannot be reproduced, stored and/or transmitted in whole or in part by any manner of electronic, mechanical, photocopying, recording, broadcasting or otherwise now known or herein after developed without the previous express consent by the copyright owner, except for reproduction in daily press and regular printed publications on sale to the public within 60 days of the event related to those data/results and always provided that copyright symbol appears together as follows below.
© DORNA, 2023

Official MotoGP Timing by TISSOT
www.motogp.com

Spielberg, Friday, August 18, 2023

Page 5 of 5





4348 m.

CryptoDATA MOTORRAD GRAND PRIX VON ÖSTERREICH

Practice Nr. 2

Best Partial Times

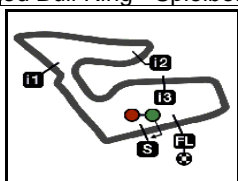
Moto3™

IT Ideal Lap Time, sum of the best partial times

BT Best Lap Time

T1		T2		T3		T4				IT	BT	
Pos	Rider	Time	Rider	Time	Rider	Time	Rider	Time	Pos	Rider	IT	BT
1	D.ALONSO	28.170	D.ALONSO	28.680	D.ALONSO	26.033	D.ALONSO	18.277	1	D.ALONSO	1'41.160	1'41.223 (1)
2	J.MASIA	28.306	D.ÖNCÜ	28.808	D.ÖNCÜ	26.104	C.VEIJER	18.351	2	D.ÖNCÜ	1'41.659	1'41.879 (3)
3	D.ÖNCÜ	28.367	I.ORTOLÁ	28.834	C.VEIJER	26.104	M.BERTELLE	18.357	3	C.VEIJER	1'41.731	1'41.852 (2)
4	C.VEIJER	28.392	A.SASAKI	28.841	M.BERTELLE	26.119	J.MASIA	18.369	4	J.MASIA	1'41.764	1'41.954 (5)
5	D.HOLGADO	28.455	M.BERTELLE	28.876	D.HOLGADO	26.127	D.ÖNCÜ	18.380	5	M.BERTELLE	1'41.861	1'41.922 (4)
6	I.ORTOLÁ	28.485	C.VEIJER	28.884	J.MASIA	26.160	I.ORTOLÁ	18.384	6	I.ORTOLÁ	1'42.038	1'42.102 (6)
7	A.SASAKI	28.508	J.MASIA	28.929	S.NEPA	26.166	T.SUZUKI	18.389	7	A.SASAKI	1'42.056	1'42.179 (7)
8	M.BERTELLE	28.509	R.YAMANAKA	28.945	T.SUZUKI	26.189	T.FURUSATO	18.410	8	D.HOLGADO	1'42.168	1'42.277 (8)
9	J.KELSO	28.513	D.HOLGADO	29.001	A.SASAKI	26.212	S.NEPA	18.424	9	T.FURUSATO	1'42.284	1'42.314 (9)
10	R.YAMANAKA	28.523	D.MOREIRA	29.004	F.FARIOLI	26.245	S.OGDEN	18.481	10	S.NEPA	1'42.318	1'42.346 (11)
11	T.FURUSATO	28.529	J.RUEDA	29.009	S.OGDEN	26.253	R.YAMANAKA	18.484	11	T.SUZUKI	1'42.337	1'42.337 (10)
12	J.RUEDA	28.532	T.FURUSATO	29.016	D.SALVADOR	26.314	A.SASAKI	18.495	12	R.YAMANAKA	1'42.340	1'42.543 (12)
13	D.MUÑOZ	28.543	N.DETTWILER	29.083	T.FURUSATO	26.329	R.ROSSI	18.497	13	J.RUEDA	1'42.497	1'42.701 (15)
14	D.MOREIRA	28.592	R.ROSSI	29.086	I.ORTOLÁ	26.335	R.FENATI	18.504	14	J.KELSO	1'42.591	1'42.591 (13)
15	D.SALVADOR	28.600	J.WHATLEY	29.104	J.RUEDA	26.339	D.MUÑOZ	18.517	15	R.ROSSI	1'42.627	1'42.728 (16)
16	S.NEPA	28.600	D.MUÑOZ	29.111	J.KELSO	26.350	J.KELSO	18.533	16	S.OGDEN	1'42.650	1'43.004 (17)
17	S.AZMAN	28.628	T.SUZUKI	29.125	R.YAMANAKA	26.388	J.WHATLEY	18.560	17	D.MOREIRA	1'42.654	1'42.678 (14)
18	T.SUZUKI	28.634	X.ARTIGAS	29.128	R.ROSSI	26.394	D.SALVADOR	18.563	18	D.SALVADOR	1'42.769	1'44.565 (29)
19	R.ROSSI	28.650	S.NEPA	29.128	K.TOBA	26.418	D.HOLGADO	18.585	19	D.MUÑOZ	1'42.774	1'43.356 (20)
20	S.OGDEN	28.668	T.BUASRI	29.136	M.AJI	26.431	D.MOREIRA	18.605	20	J.WHATLEY	1'42.888	1'43.048 (18)
21	J.WHATLEY	28.707	S.AZMAN	29.174	D.MOREIRA	26.453	J.RUEDA	18.617	21	R.FENATI	1'42.912	1'43.151 (19)
22	F.FARIOLI	28.721	R.FENATI	29.185	R.FENATI	26.466	K.TOBA	18.657	22	F.FARIOLI	1'42.978	1'43.397 (21)
23	K.TOBA	28.725	A.CARRASCO	29.194	X.ARTIGAS	26.494	T.BUASRI	18.683	23	X.ARTIGAS	1'43.221	1'43.437 (22)
24	X.ARTIGAS	28.750	J.KELSO	29.195	J.WHATLEY	26.517	F.FARIOLI	18.691	24	K.TOBA	1'43.262	1'43.550 (26)

These data/results cannot be reproduced, stored and/or transmitted in whole or in part by any manner of electronic, mechanical, photocopying, recording, broadcasting or otherwise now known or herein after developed without the previous express consent by the copyright owner, except for reproduction in daily press and regular printed publications on sale to the public within 60 days of the event related to those data/results and always provided that copyright symbol appears together as follows below.
© DORNA, 2023



4348 m.

CryptoDATA MOTORRAD GRAND PRIX VON ÖSTERREICH

Practice Nr. 2

Best Partial Times

Moto3™

IT Ideal Lap Time, sum of the best partial times

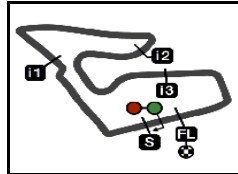
BT Best Lap Time

T1		T2		T3		T4				IT	BT	
Pos	Rider	Time	Rider	Time	Rider	Time	Rider	Time	Pos	Rider		
25	R.FENATI	28.757	S.OGDEN	29.248	D.MUÑOZ	26.603	M.AJI	18.704	25	S.AZMAN	1'43.307	1'43.838 (28)
26	M.AJI	28.888	D.SALVADOR	29.292	N.DETTWILER	26.634	A.CARRASCO	18.720	26	M.AJI	1'43.330	1'43.826 (27)
27	A.CARRASCO	28.905	M.AJI	29.307	A.CARRASCO	26.656	N.DETTWILER	18.760	27	N.DETTWILER	1'43.392	1'43.514 (24)
28	T.BUASRI	28.911	F.FARIOLI	29.321	S.AZMAN	26.721	S.AZMAN	18.784	28	T.BUASRI	1'43.461	1'43.499 (23)
29	N.DETTWILER	28.915	K.TOBA	29.462	T.BUASRI	26.731	X.ARTIGAS	18.849	29	A.CARRASCO	1'43.475	1'43.532 (25)
30	L.FELLON	29.033	L.FELLON	29.693	L.FELLON	26.899	L.FELLON	18.895	30	L.FELLON	1'44.520	1'45.006 (30)

These data/results cannot be reproduced, stored and/or transmitted in whole or in part by any manner of electronic, mechanical, photocopying, recording, broadcasting or otherwise now known or herein after developed without the previous express consent by the copyright owner, except for reproduction in daily press and regular printed publications on sale to the public within 60 days of the event related to those data/results and always provided that copyright symbol appears together as follows below.
© DORNA, 2023

Official MotoGP Timing by **TISSOT**
www.motogp.com





4348 m.

CryptoDATA MOTORRAD GRAND PRIX VON ÖSTERREICH

Practice Nr. 2

Fastest Laps Sequence

Practice Time	 Rider	Nation	Motorcycle	Time	Km/h	Rider's Lap
3'40.222	66 Joel KELSO	AUS	CFMOTO	1'44.309	150.0	2
3'58.823	6 Ryusei YAMANAKA	JPN	GASGAS	1'43.776	150.8	2
4'10.592	44 David MUÑOZ	SPA	KTM	1'43.356	151.4	2
4'30.798	5 Jaume MASIA	SPA	HONDA	1'42.850	152.1	2
5'42.654	99 José Antonio RUEDA	SPA	KTM	1'42.843	152.2	3
7'56.706	96 Daniel HOLGADO	SPA	KTM	1'42.733	152.3	4
9'45.420	5 Jaume MASIA	SPA	HONDA	1'41.954	153.5	5
28'58.710	80 David ALONSO	COL	GASGAS	1'41.483	154.2	14
30'39.933	80 David ALONSO	COL	GASGAS	1'41.223	154.6	15

These data/results cannot be reproduced, stored and/or transmitted in whole or in part by any manner of electronic, mechanical, photocopying, recording, broadcasting or otherwise now known or herein after developed without the previous express consent by the copyright owner, except for reproduction in daily press and regular printed publications on sale to the public within 60 days of the event related to those data/results and always provided that copyright symbol appears together as follows below.

© DORNA, 2023

Official MotoGP Timing by TISSOT
www.motogp.com

Spielberg, Friday, August 18, 2023

