

CryptoDATA MOTORRAD GRAND PRIX VON ÖSTERREICH

Free Practice Nr. 1

Classification

3



		Rider	Nation	Team	Motorcycle	Time	Lap	Total	Gap	Top Speed
1	5	Johann ZARCO	FRA	Prima Pramac Racing	DUCATI	1'29.838	20	20		311.6
2	20	Fabio QUARTARARO	FRA	Monster Energy Yamaha MotoGP	YAMAHA	1'30.237	9	24	0.399 0.399	307.6
3	12	Maverick VIÑALES	SPA	Aprilia Racing	APRILIA	1'30.249	10	21	0.411 0.012	309.0
4	73	Alex MARQUEZ	SPA	Gresini Racing MotoGP	DUCATI	1'30.286	11	20	0.448 0.037	313.0
5	72	Marco BEZZECCHI	ITA	Mooney VR46 Racing Team	DUCATI	1'30.305	14	21	0.467 0.019	314.4
6	49	Fabio DI GIANNANTONIO	ITA	Gresini Racing MotoGP	DUCATI	1'30.307	18	18	0.469 0.002	309.0
7	30	Takaaki NAKAGAMI	JPN	LCR Honda IDEMITSU	HONDA	1'30.338	5	22	0.500 0.031	309.0
8	1	Francesco BAGNAIA	ITA	Ducati Lenovo Team	DUCATI	1'30.367	19	21	0.529 0.029	311.6
9	41	Aleix ESPARGARO	SPA	Aprilia Racing	APRILIA	1'30.376	7	18	0.538 0.009	309.0
10	89	Jorge MARTIN	SPA	Prima Pramac Racing	DUCATI	1'30.429	5	21	0.591 0.053	311.6
11	23	Enea BASTIANINI	ITA	Ducati Lenovo Team	DUCATI	1'30.459	5	20	0.621 0.030	313.0
12	36	Joan MIR	SPA	Repsol Honda Team	HONDA	1'30.460	17	19	0.622 0.001	309.0
13	21	Franco MORBIDELLI	ITA	Monster Energy Yamaha MotoGP	YAMAHA	1'30.642	12	22	0.804 0.182	306.3
14	33	Brad BINDER	RSA	Red Bull KTM Factory Racing	KTM	1'30.746	19	24	0.908 0.104	310.3
15	10	Luca MARINI	ITA	Mooney VR46 Racing Team	DUCATI	1'30.778	6	20	0.940 0.032	309.0
16	44	Poel ESPARGARO	SPA	GASGAS Factory Racing Tech3	KTM	1'30.797	19	19	0.959 0.019	311.6
17	88	Miguel OLIVEIRA	POR	CryptoDATA RNF MotoGP Team	APRILIA	1'30.821	20	20	0.983 0.024	307.6
18	93	Marc MARQUEZ	SPA	Repsol Honda Team	HONDA	1'30.856	7	21	1.018 0.035	309.0
19	37	Augusto FERNANDEZ	SPA	GASGAS Factory Racing Tech3	KTM	1'31.020	10	23	1.182 0.164	309.0
20	25	Raul FERNANDEZ	SPA	CryptoDATA RNF MotoGP Team	APRILIA	1'31.232	18	19	1.394 0.212	309.0
21	32	Lorenzo SAVADORI	ITA	Aprilia Racing	APRILIA	1'31.283	13	17	1.445 0.051	307.6
22	43	Jack MILLER	AUS	Red Bull KTM Factory Racing	KTM	1'31.366	8	21	1.528 0.083	307.6
23	27	Iker LECUONA	SPA	LCR Honda CASTROL	HONDA	1'31.885	5	22	2.047 0.519	309.0

Practice condition: Dry

Air: 24°

Humidity: 74%

Ground: 26°

Fastest Lap:	Lap: 20	Johann ZARCO	1'29.838	174.2 Km/h
Best Race Lap:	2022	Jorge MARTIN	1'29.854	174.2 Km/h
All Time Lap Record:	2022	Enea BASTIANINI	1'28.772	176.3 Km/h

The results are provisional until the end of the limit for protest and appeals.

Time limit for protest expires 30' after publication of the results - Time:

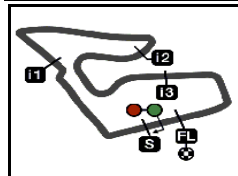
These data/results cannot be reproduced, stored and/or transmitted in whole or in part by any manner of electronic, mechanical, photocopying, recording, broadcasting or otherwise now known or herein after developed without the previous express consent by the copyright owner, except for reproduction in daily press and regular printed publications on sale to the public within 60 days of the event related to those data/results and always provided that copyright symbol appears together as follows below.

© DORNA, 2023

Official MotoGP Timing by TISSOT
www.motogp.com

Spielberg, Friday, August 18, 2023





4348 m.

CryptoDATA MOTORRAD GRAND PRIX VON ÖSTERREICH

Free Practice Nr. 1

Top Speed & Average

4



Rider	Nation	Motorcycle	Top 5 speeds					Average	Top
72 Marco BEZZECCHI	ITA	DUCATI	314.4	313.0	313.0	311.6	311.6	312.3	314.4
23 Enea BASTIANINI	ITA	DUCATI	313.0	311.6	311.6	311.6	311.6	311.9	313.0
73 Alex MARQUEZ	SPA	DUCATI	313.0	307.6	307.6	307.6	306.3	307.8	313.0
1 Francesco BAGNAIA	ITA	DUCATI	311.6	311.6	311.6	310.3	310.3	310.7	311.6
5 Johann ZARCO	FRA	DUCATI	311.6	311.6	309.0	309.0	309.0	309.7	311.6
44 Pol ESPARGARO	SPA	KTM	311.6	311.6	311.6	310.3	310.3	311.0	311.6
89 Jorge MARTIN	SPA	DUCATI	311.6	310.3	310.3	310.3	309.0	309.7	311.6
33 Brad BINDER	RSA	KTM	310.3	310.3	309.0	309.0	307.6	308.5	310.3
10 Luca MARINI	ITA	DUCATI	309.0	309.0	307.6	307.6	307.6	307.9	309.0
12 Maverick VIÑALES	SPA	APRILIA	309.0	309.0	307.6	307.6	307.6	308.2	309.0
25 Raul FERNANDEZ	SPA	APRILIA	309.0	307.6	306.3	305.0	305.0	305.9	309.0
27 Iker LECUONA	SPA	HONDA	309.0	305.0	305.0	303.7	303.7	305.3	309.0
30 Takaaki NAKAGAMI	JPN	HONDA	309.0	309.0	309.0	307.6	306.3	307.0	309.0
36 Joan MIR	SPA	HONDA	309.0	307.6	306.3	306.3	306.3	307.0	309.0
37 Augusto FERNANDEZ	SPA	KTM	309.0	307.6	306.3	306.3	306.3	307.0	309.0
41 Aleix ESPARGARO	SPA	APRILIA	309.0	309.0	309.0	307.6	307.6	308.3	309.0
49 Fabio DI GIANNANTONIO	ITA	DUCATI	309.0	307.6	306.3	305.0	305.0	306.6	309.0
93 Marc MARQUEZ	SPA	HONDA	309.0	307.6	306.3	306.3	306.3	307.0	309.0
20 Fabio QUARTARARO	FRA	YAMAHA	307.6	307.6	306.3	306.3	306.3	306.6	307.6
32 Lorenzo SAVADORI	ITA	APRILIA	307.6	306.3	306.3	306.3	306.3	306.5	307.6
43 Jack MILLER	AUS	KTM	307.6	307.6	306.3	306.3	306.3	306.7	307.6
88 Miguel OLIVEIRA	POR	APRILIA	307.6	307.6	307.6	306.3	306.3	306.7	307.6
21 Franco MORBIDELLI	ITA	YAMAHA	306.3	306.3	306.3	306.3	306.3	306.3	306.3

These data/results cannot be reproduced, stored and/or transmitted in whole or in part by any manner of electronic, mechanical, photocopying, recording, broadcasting or otherwise now known or herein after developed without the previous express consent by the copyright owner, except for reproduction in daily press and regular printed publications on sale to the public within 60 days of the event related to those data/results and always provided that copyright symbol appears together as follows below.

© DORNA, 2023

Official MotoGP Timing by TISSOT
www.motogp.com



Spielberg, Friday, August 18, 2023

CryptoDATA MOTORRAD GRAND PRIX VON ÖSTERREICH

Free Practice Nr. 1

Chronological Analysis of Performances

5

* Lap / Sector time cancelled

T1 Time from finish line to 1st intermediate

T3 Time from 2nd intermed. to 3rd intermed.

P Crossing the finish line in pit lane

T2 Time from 1st intermed. to 2nd intermed.

T4 Time from 3rd intermediate to finish line

**Tyre data subject to further updates

Lap	Lap Time	T1	T2	T3	T4	Speed	Lap	Lap Time	T1	T2	T3	T4	Speed
1st	5	Johann ZARCO		DUCATI		FRA	11	1'32.191	25.152	25.588	24.552	16.899	306.3
		Prima Pramac Racing					12	1'39.179 P	24.717	25.073	26.080	23.309	305.0
		Runs=3	Total laps=20	Full laps=15	Valid laps=13		Run # 2	Front Tyre	Slick-Medium	Rear Tyre	Slick-Medium		
								12 Laps at start		12 Laps at start			
Run # 1	Front Tyre	Slick-Soft	Rear Tyre	Slick-Medium			13	9'34.639	18.625	26.495	24.805	16.844	
		New Tyre		New Tyre			14	1'31.474 *	25.136*	25.469	24.181	16.688	302.5
1	2'08.709	19.731	27.996	25.593	17.203		15	1'30.717 *	24.932*	25.199	24.028	16.558	305.0
2	1'32.956	25.720	25.734	24.533	16.969	305.0	16	1'34.422	27.760	25.704	24.286	16.672	303.7
3	1'31.909	25.313	25.916	24.130	16.550	311.6	17	1'30.809	24.854	25.255	24.123	16.577	302.5
4	1'31.153	25.063	25.308	24.016	16.766	309.0	18	1'30.619	24.796	25.202	24.063	16.558	303.7
5	1'30.452	24.915	25.244	23.779	16.514	307.6	19	1'36.360 *	24.918*	26.722	27.556	17.164	303.7
6	1'30.376	24.848	25.234	23.771	16.523	309.0	20	1'30.912 *	24.790	25.369	24.182*	16.571	305.0
7	1'30.344	24.701	25.306	23.738	16.599	309.0	21	1'33.968 *	24.698	26.728*	25.810	16.732	303.7
8	1'38.304 P	25.116	25.517	24.490	23.181	302.5	22	1'30.775 *	24.844	25.216	24.147*	16.568	303.7
Run # 2	Front Tyre	Slick-Hard	Rear Tyre	Slick-Medium			23	1'37.202	24.700	30.714	24.979	16.809	305.0
		New Tyre		8 Laps at start			24	1'31.072	24.848	25.313	24.201	16.710	305.0
9	9'09.828	20.368	27.384	27.446	16.852								
10	1'33.435	26.605	25.665	24.218	16.947	307.6							
11	1'32.004 *	25.501*	25.864	24.005	16.634	307.6							
12	1'31.069	24.991	25.362	24.004	16.712	306.3							
13	1'31.168	25.001	25.372	24.045	16.750	306.3							
14	1'30.768	24.916	25.428	23.849	16.575	307.6							
15	1'30.692	24.987	25.340	23.856	16.509	305.0							
16	1'46.442 P	25.126	31.555	26.377	23.384	306.3							
Run # 3	Front Tyre	Slick-Hard	Rear Tyre	Slick-Medium									
		8 Laps at start		New Tyre									
17	7'29.148	18.956	26.315	24.340	16.626								
18	1'33.446 *	25.657	27.161*	24.165	16.463	309.0							
19	1'32.193	24.973	25.231	25.285	16.704	309.0							
20	1'29.838	24.632	24.964	23.794	16.448	311.6							
2nd	20	Fabio QUARTARARO		YAMAHA		FRA							
		Monster Energy Yamaha MotoGP											
		Runs=2	Total laps=24	Full laps=21	Valid laps=15								
Run # 1	Front Tyre	Slick-Medium	Rear Tyre	Slick-Medium									
		New Tyre		New Tyre									
1	2'54.965	18.901	27.277	25.400	17.223								
2	1'32.770	25.794	25.757	24.418	16.801	306.3							
3	1'31.258	25.106	25.433	24.109	16.610	307.6							
4	1'30.820	25.071	25.337	23.970	16.442	306.3							
5	1'30.288	24.829	25.075	23.950	16.434	305.0							
6	1'36.210	24.813	26.192	27.410	17.795	306.3							
7	1'30.432	24.845	25.088	23.944	16.555	307.6							
8	1'30.391	24.936	25.030	23.920	16.505	306.3							
9	1'30.237	24.723	25.070	23.898	16.546	306.3							
10	1'36.750	24.747	27.438	27.051	17.514	306.3							
3rd	12	Maverick VIÑALES		APRILIA		SPA							
		Aprilia Racing											
		Runs=3	Total laps=21	Full laps=16	Valid laps=10								
Run # 1	Front Tyre	Slick-Soft	Rear Tyre	Slick-Medium									
		New Tyre		New Tyre									
1	2'19.971	18.758	26.215	25.342	17.044								
2	1'31.751	25.258	25.564	24.193	16.736	309.0							
3	1'30.988	25.085	25.200	24.069	16.634	303.7							
4	1'30.270	24.796	25.150	23.856	16.468	307.6							
5	1'30.296 *	24.800	25.113	23.898*	16.485	307.6							
6	1'33.629 *	24.754	25.980	26.098*	16.797	307.6							
7	1'38.236 P	24.805	25.075	24.634	23.722	309.0							
Run # 2	Front Tyre	Slick-Soft	Rear Tyre	Slick-Medium									
		7 Laps at start		7 Laps at start									
8	8'55.029	18.827	25.826	25.480	16.970								
9	1'31.031	24.793	25.411	24.095	16.732	305.0							
10	1'30.249	24.737	25.148	23.902	16.462	306.3							
11	1'31.365 *	25.144*	25.527*	24.161	16.533	306.3							
12	1'30.392	24.721	25.118	24.004	16.549	305.0							
13	1'30.494	24.654	25.234	24.074	16.532	306.3							
14	1'42.094 P	25.625	26.640	25.310	24.519	298.7							
Run # 3	Front Tyre	Slick-Soft	Rear Tyre	Slick-Medium									
		14 Laps at start		14 Laps at start									
15	7'04.888	18.770	25.861	24.415	16.656								
16	1'31.712 *	24.828	25.853	24.483*	16.548	306.3							
17	1'30.721	24.696	25.288	24.240	16.497	303.7							
18	1'30.740 *	24.544	25.546*	24.150*	16.500	305.0							
19	1'30.478	24.607	25.206	24.125	16.540	306.3							

Fastest Lap: Johann ZARCO Prima Pramac Racing FRA **1'29.838** 24.632 24.964 23.794 16.448

These data/results cannot be reproduced, stored and/or transmitted in whole or in part by any manner of electronic, mechanical, photocopying, recording, broadcasting or otherwise now known or herein after developed without the previous express consent by the copyright owner, except for reproduction in daily press and regular printed publications on sale to the public within 60 days of the event related to those data/results and always provided that copyright symbol appears together as follows below.
© DORNA, 2023



Free Practice Nr. 1

MotoGP

Lap	Lap Time	T1	T2	T3	T4	Speed	Lap	Lap Time	T1	T2	T3	T4	Speed
20	1'34.435 *	26.654	26.580	24.340*	16.861	306.3	Run # 3	Front Tyre Slick-Medium	Rear Tyre Slick-Medium				
21	1'30.800	24.666	25.297	24.152	16.685	306.3		New Tyre	15 Laps at start				
4th 73 Alex MARQUEZ DUCATI SPA							Gresini Racing MotoGP						
Runs=3 Total laps=20 Full laps=15 Valid laps=15													
Run #	1	Front Tyre Slick-Soft	Rear Tyre Slick-Medium	New Tyre		New Tyre							
1	2'00.874	19.639	28.335	26.581	17.764								
2	1'33.162	25.707	26.147	24.481	16.827	307.6							
	unfinished						313.0						
Run #	2	Front Tyre Slick-Soft	Rear Tyre Slick-Medium	New Tyre		New Tyre							
3	1'29.912 *	19.958*	27.399	25.307	17.248								
4	1'32.771	25.883	25.641	24.383	16.864	303.7							
5	1'35.691 *	25.194*	28.658	24.940	16.899*	305.0							
6	1'31.564	25.117	25.499	24.286	16.662	305.0							
7	1'47.379 P	29.970*	27.905	26.301	23.203	305.0							
Run #	3	Front Tyre Slick-Soft	Rear Tyre Slick-Medium	5 Laps at start		5 Laps at start							
8	7'51.445	20.436	26.356	25.196	17.113								
9	1'31.471	25.299	25.504	24.064	16.604	305.0							
10	1'30.846	24.970	25.369	23.950	16.557	303.7							
11	1'30.286	24.637	25.228	23.887	16.534	306.3							
12	1'32.779	24.781	26.412	24.665	16.921	305.0							
13	1'31.053	24.908	25.450	24.048	16.647	305.0							
14	1'30.483	24.738	25.254	24.006	16.485	305.0							
15	1'30.610	24.708	25.429	23.941	16.532	305.0							
16	1'30.608	24.800	25.385	23.850	16.573	306.3							
17	1'32.291 *	24.771	25.676*	24.999	16.845	305.0							
18	1'30.849	25.080	25.369	23.869	16.531	307.6							
19	1'30.608	24.781	25.382	23.828	16.617	307.6							
20	1'30.483	24.648	25.266	23.960	16.609	306.3							
5th 72 Marco BEZZECCHI DUCATI ITA							Mooney VR46 Racing Team						
Runs=3 Total laps=21 Full laps=16 Valid laps=13													
Run #	1	Front Tyre Slick-Soft	Rear Tyre Slick-Medium	New Tyre		New Tyre							
1	2'00.159	20.270	28.238	26.330	17.515								
2	1'33.384	26.060	26.257	24.413	16.654	310.3							
3	1'31.714	25.335	25.618	23.969	16.792	311.6							
4	1'31.172	25.214	25.504	23.903	16.551	314.4							
5	1'30.945	24.924	25.399	24.030	16.592	313.0							
6	1'36.449	24.958	25.967	28.918	16.606	311.6							
7	2'11.537 P	24.878			22.818	311.6							
Run #	2	Front Tyre Slick-Soft	Rear Tyre Slick-Medium	7 Laps at start		7 Laps at start							
8	8'18.320	21.063	31.389	24.691	16.815								
9	1'30.692	24.995	25.365	23.824	16.508	307.6							
10	1'30.826	25.043	25.435	23.794	16.554	307.6							
11	1'30.875 *	24.993*	25.247*	23.757	16.878	307.6							
12	1'32.013	25.486	25.600	24.326	16.601	309.0							
13	1'30.420	24.777	25.302	23.812	16.529	309.0							
14	1'30.305	24.787	25.163	23.830	16.525	309.0							
15	1'38.035 P	24.841	25.588	24.530	23.076	309.0							
6th 49 Fabio DI GIANNANTONI DUCATI ITA							Gresini Racing MotoGP						
Runs=3 Total laps=18 Full laps=13 Valid laps=13													
Run #	1	Front Tyre Slick-Medium	Rear Tyre Slick-Medium	New Tyre		New Tyre							
1	1'49.882	20.514	28.130	26.104	18.134								
2	1'34.309	26.222	26.257	24.753	17.077	302.5							
3	1'32.777	25.639	25.739	24.298	17.101	302.5							
4	1'44.822 P	30.516	25.799	24.677	23.830	295.0							
Run #	2	Front Tyre Slick-Medium	Rear Tyre Slick-Medium	4 Laps at start		4 Laps at start							
5	8'44.202	20.845	26.267	24.507	16.821								
6	1'32.547	25.387	26.208	24.202	16.750	303.7							
7	1'31.623	25.201	25.477	24.208	16.737	302.5							
8	1'30.846	24.876	25.265	24.108	16.597	302.5							
9	1'31.327	25.040	25.521	24.166	16.600	303.7							
10	1'30.913	24.873	25.316	24.056	16.668	303.7							
11	1'45.552 P	26.220*	30.150*	26.128	23.054	302.5							
Run #	3	Front Tyre Slick-Soft	Rear Tyre Slick-Medium	New Tyre		New Tyre							
12	11'32.417	21.871	27.222	24.826	16.866								
13	1'31.179	25.034	25.447	24.112	16.586	303.7							
14	1'30.671	24.954	25.224	23.944	16.549	305.0							
15	1'30.444	24.703	25.293	23.842	16.606	305.0							
16	1'30.318	24.651	25.243	23.919	16.505	307.6							
17	1'34.497	24.669	27.680	25.192	16.956	309.0							
18	1'30.307	24.675	25.220	23.818	16.594	306.3							
7th 30 Takaaki NAKAGAMI HONDA JPN							LCR Honda IDEMITSU						
Runs=3 Total laps=22 Full laps=17 Valid laps=11													
Run #	1	Front Tyre Slick-Medium	Rear Tyre Slick-Medium	New Tyre		New Tyre							
1	2'06.820	20.872	27.850	26.065	17.533								
2	1'32.966	25.593	25.779	24.483	17.111	303.7							
3	1'30.977 *	25.061	25.355	24.121*	16.440	309.0							
4	1'34.569	27.322	26.560	24.172	16.515	306.3							
5	1'30.338	24.883	25.218	23.845	16.392	307.6							
6	1'32.434 *	25.718*	25.710	24.372	16.634	309.0							
7	1'30.407	24.840	25.252	23.872	16.443	306.3							
8	1'40.433 P	25.428*	26.526	25.205	23.274	306.3							
Run #	2	Front Tyre Slick-Medium	Rear Tyre Slick-Medium	8 Laps at start		8 Laps at start							
9	7'25.664	19.528	27.699	25.432	17.063								
10	1'32.207	25.386	25.548	24.610	16.663	302.5							
11	1'30.815 *	25.074*	25.192	24.064	16.485	303.7							
12	1'35.620 *	27.095*	27.222*	24.616	16.687	303.7							

Fastest Lap: Johann ZARCO Prima Pramac Racing FRA **1'29.838** 24.632 24.964 23.794 16.448

These data/results cannot be reproduced, stored and/or transmitted in whole or in part by any manner of electronic, mechanical, photocopying, recording, broadcasting or otherwise now known or herein after developed without the previous express consent by the copyright owner, except for reproduction in daily press and regular printed publications on sale to the public within 60 days of the event related to those data/results and always provided that copyright symbol appears together as follows below.
© DORNA, 2023

Official MotoGP Timing by TISSOT
www.motogp.com

Spielberg, Friday, August 18, 2023

Page 2 of 7



Free Practice Nr. 1

MotoGP

Lap	Lap Time	T1	T2	T3	T4	Speed	Lap	Lap Time	T1	T2	T3	T4	Speed
13	1'30.851	25.032	25.330	23.930	16.559	306.3	8	1'43.722 P	27.633	27.650	25.337	23.102	302.5
14	1'30.881	24.912	25.390	23.928	16.651	306.3	Run # 2	Front Tyre Slick-Medium	Rear Tyre Slick-Medium				
15	1'41.653 P	25.880	27.378	25.552	22.843	306.3		New Tyre	8 Laps at start				
Run # 3	Front Tyre Slick-Medium	Rear Tyre Slick-Medium											
	15 Laps at start					15 Laps at start							
16	7'03.016	19.636	26.791	24.816	16.855		9	9'07.787	20.066	26.880	25.316	17.154	
17	1'37.132	25.131	27.775	27.442	16.784	305.0	10	1'33.674 *	26.077*	26.443*	24.291	16.863	300.0
18	1'34.789	25.141	25.516	24.209	19.923	309.0	11	1'34.881	25.625	27.790	24.203	17.263	303.7
19	1'32.386 *	25.800	25.841*	24.141	16.604	291.4	12	2'08.131 P	25.183			23.340	307.6
20	1'31.294 *	25.125*	25.486	24.071	16.612	306.3	Run # 3	Front Tyre Slick-Soft	Rear Tyre Slick-Medium				
21	1'32.901	26.056	25.952	24.277	16.616	306.3		8 Laps at start	12 Laps at start				
22	1'31.281	24.874	25.660	24.179	16.568	306.3	13	10'40.621	19.309	25.968	24.670	17.143	
							14	1'35.230	25.049	27.230	25.874	17.077	306.3
							15	1'30.986 *	24.941	25.487*	24.000	16.558	309.0
							16	1'30.724	24.863	25.478	23.899	16.484	307.6
							17	1'30.635	24.935	25.263	23.925	16.512	309.0
							18	1'31.202	24.861	25.609	24.102	16.630	307.6

8th **1** **Francesco BAGNAIA** DUCATI ITA
 Ducati Lenovo Team
 Runs=3 Total laps=21 Full laps=16 Valid laps=13

Run #	1	Front Tyre Slick-Soft	Rear Tyre Slick-Medium				
		New Tyre	New Tyre				
1	2'25.897	19.528	27.027	25.555	17.058		
2	1'33.629	25.700	26.478	24.621	16.830	309.0	
3	1'31.336	25.263	25.261	24.173	16.639	311.6	
4	1'30.876 *	25.030*	25.327	23.967	16.552	310.3	
5	1'30.460	24.920	25.207	23.781	16.552	310.3	
6	1'42.439	31.405	29.548	24.805	16.681	306.3	
7	1'39.677 P	25.036	25.324	25.670	23.647	310.3	
Run # 2	Front Tyre Slick-Soft	Rear Tyre Slick-Medium					
	7 Laps at start					7 Laps at start	
8	9'07.099	22.279	25.815	24.137	16.746		
9	1'31.491	25.138	25.454	24.099	16.800	311.6	
10	1'31.410 *	25.365*	25.384*	23.988	16.673	305.0	
11	1'30.853	25.060	25.187	23.967	16.639	309.0	
12	1'30.475	24.864	25.178	23.883	16.550	309.0	
13	1'30.477	24.701	25.263	23.909	16.604	310.3	
14	1'39.034 P	24.880*	26.419	25.048	22.687	310.3	
Run # 3	Front Tyre Slick-Soft	Rear Tyre Slick-Medium					
	14 Laps at start					14 Laps at start	
15	6'33.705	18.467	26.428	24.376	16.673		
16	1'37.026	24.992	28.455	26.235	17.344	307.6	
17	1'30.977	24.951	25.418	24.012	16.596	310.3	
18	1'30.574 *	24.797	25.317*	23.934	16.526	309.0	
19	1'30.367	24.734	25.189	23.890	16.554	309.0	
20	1'38.258	30.453	26.876	24.221	16.708	310.3	
21	1'39.164	24.728	28.484	28.261	17.691	311.6	

9th **41** **Aleix ESPARGARO** APRILIA SPA
 Aprilia Racing
 Runs=3 Total laps=18 Full laps=13 Valid laps=11

Run #	1	Front Tyre Slick-Soft	Rear Tyre Slick-Medium				
		New Tyre	New Tyre				
1	2'27.270	19.480	27.807	25.066	17.058		
2	1'33.942	25.577	26.265	24.234	17.866	306.3	
3	1'33.194	25.367	26.818	24.318	16.691	306.3	
4	1'31.001	25.224	25.329	23.868	16.580	306.3	
5	1'30.547	25.038	25.215	23.775	16.519	305.0	
6	1'30.381	24.814	25.314	23.800	16.453	309.0	
7	1'30.376	24.803	25.171	23.906	16.496	306.3	

10th **89** **Jorge MARTIN** DUCATI SPA
 Prima Pramac Racing
 Runs=3 Total laps=21 Full laps=16 Valid laps=11

Run #	1	Front Tyre Slick-Soft	Rear Tyre Slick-Medium				
		New Tyre	New Tyre				
1	2'19.616	19.364	26.658	25.680	17.186		
2	1'33.233	25.246	25.524	24.242	18.221	307.6	
3	1'31.073	25.148	25.318	23.770	16.837	309.0	
4	1'32.278	26.279	25.388	23.879	16.732	310.3	
5	1'30.429	24.769	25.258	23.818	16.584	309.0	
6	1'30.559 *	24.765*	25.299	23.766	16.729	309.0	
7	1'41.972 P	24.821	27.277	25.802	24.072	311.6	
Run # 2	Front Tyre Slick-Soft	Rear Tyre Slick-Medium					
	7 Laps at start					7 Laps at start	
8	8'15.569	18.248	25.757	25.011	17.030		
9	1'30.856	25.018	25.304	23.981	16.553	306.3	
10	1'30.658 *	24.329*	25.578	24.024	16.727	305.0	
11	1'31.132 *	25.022*	25.691*	23.792	16.627	306.3	
12	1'30.613	24.853	25.254	23.916	16.590	306.3	
13	1'38.811 P	24.903	25.422	25.119	23.367	309.0	
Run # 3	Front Tyre Slick-Hard	Rear Tyre Slick-Medium					
	New Tyre					13 Laps at start	
14	7'20.776	19.615	26.535	24.650	16.917		
15	1'33.384	25.067	27.182	24.454	16.681	306.3	
16	1'30.422 *	24.275*	25.665	23.920	16.562	305.0	
17	1'30.950	25.018	25.329	23.919	16.684	307.6	
18	1'37.942	25.733	28.228	27.260	16.721	309.0	
19	1'38.154 *	24.929*	27.536	28.985	16.704	310.3	
20	1'30.577	24.819	25.336	23.899	16.523	306.3	
21	1'30.472	24.639	25.410	23.781	16.642	310.3	

11th **23** **Enea BASTIANINI** DUCATI ITA
 Ducati Lenovo Team
 Runs=3 Total laps=20 Full laps=15 Valid laps=15

Run #	1	Front Tyre Slick-Soft	Rear Tyre Slick-Medium				
		New Tyre	New Tyre				
1	2'16.366	19.690	27.356	25.418	17.040		
2	1'32.375	25.588	25.584	24.406	16.797	306.3	
3	1'30.852	25.061	25.200	24.094	16.497	311.6	
4	1'30.808	25.027	25.335	23.937	16.509	311.6	

Fastest Lap: Johann ZARCO Prima Pramac Racing FRA **1'29.838** 24.632 24.964 23.794 16.448

These data/results cannot be reproduced, stored and/or transmitted in whole or in part by any manner of electronic, mechanical, photocopying, recording, broadcasting or otherwise now known or herein after developed without the previous express consent by the copyright owner, except for reproduction in daily press and regular printed publications on sale to the public within 60 days of the event related to those data/results and always provided that copyright symbol appears together as follows below.
 © DORNA, 2023



Free Practice Nr. 1

MotoGP

Lap	Lap Time	T1	T2	T3	T4	Speed	Lap	Lap Time	T1	T2	T3	T4	Speed
5	1'30.459	24.795	25.270	23.976	16.418	310.3	2	1'37.727 *	26.621*	26.705	25.479	18.922	305.0
6	1'30.555	24.821	25.256	23.941	16.537	311.6	3	1'36.447	29.243	25.869	24.467	16.868	305.0
7	1'38.703	24.990	26.547	28.387	18.779	311.6	4	1'31.530	25.289	25.411	24.145	16.685	306.3
8	1'30.804	24.888	25.232	24.118	16.566	309.0	5	1'31.185	25.092	25.275	24.098	16.720	306.3
9	1'40.310 P	25.769	26.193	25.014	23.334	309.0	6	1'30.909	25.077	25.354	23.977	16.501	306.3
Run #	2	Front Tyre	Slick-Soft	Rear Tyre	Slick-Medium		Run #	2	Front Tyre	Slick-Soft	Rear Tyre	Slick-Medium	
			9 Laps at start		9 Laps at start				New Tyre		New Tyre		
10	9'56.558 *	19.267	25.834*	24.392	16.783		8	5'32.988	20.109	28.132	25.187	16.960	
11	1'37.511	25.137	30.664	24.824	16.886	306.3	9	1'31.698 *	25.350	25.456	24.265*	16.627	303.7
12	1'30.997	24.845	25.466	24.117	16.569	307.6	10	1'31.393	25.254	25.382	24.164	16.593	302.5
13	1'31.174	24.896	25.460	24.138	16.680	310.3	11	1'31.060	25.112	25.252	24.085	16.611	302.5
14	1'31.106	24.975	25.472	24.072	16.587	307.6	12	1'30.642	24.908	25.177	24.030	16.527	302.5
15	1'34.235	27.361	25.605	24.507	16.762	292.6	13	1'37.546 *	28.134*	27.043*	25.678*	16.691	303.7
16	1'37.639 P	24.859	25.409	24.174	23.197	306.3	14	1'31.042	25.008	25.363	24.069	16.602	301.2
Run #	3	Front Tyre	Slick-Hard	Rear Tyre	Slick-Medium		Run #	3	Front Tyre	Slick-Medium	Rear Tyre	Slick-Medium	
			New Tyre		16 Laps at start				New Tyre		9 Laps at start		
17	7'10.453	19.392	26.705	27.933	16.825		17	8'01.605	21.470	27.039	43.534	27.496	
18	1'33.927	25.083	26.145	25.820	16.879	313.0	18	1'33.096	25.932	25.665	24.763	16.736	300.0
19	1'33.457	26.957	25.508	24.332	16.660	309.0	19	1'32.299	26.075	25.502	24.040	16.682	302.5
20	1'31.068	24.874	25.330	24.200	16.664	310.3	20	1'30.877	24.980	25.342	24.013	16.542	306.3
							21	1'30.734	24.926	25.261	23.979	16.568	305.0
							22	1'30.868	24.892	25.295	24.079	16.602	306.3

12th 36 **Joan MIR** HONDA SPA
Repsol Honda Team

Runs=3 Total laps=19 Full laps=14 Valid laps=8

Run #	1	Front Tyre	Slick-Soft	Rear Tyre	Slick-Medium	
			New Tyre		New Tyre	
1	1'53.477	20.311	28.235	25.633	17.546	
2	1'34.290	26.082	26.469	24.735	17.004	297.5
3	1'32.470 *	25.420*	25.681	24.438	16.931	309.0
4	1'31.358	25.005	25.450	24.121	16.782	306.3
5	1'32.939 *	25.569*	26.331	24.277	16.762	306.3
6	1'31.201	25.039	25.266	24.103	16.793	305.0
7	1'45.320 P	27.128*	28.231	25.789	24.172	305.0
Run #	2	Front Tyre	Slick-Soft	Rear Tyre	Slick-Medium	
			7 Laps at start		7 Laps at start	
8	8'06.159	18.557	26.282	24.786	16.936	
9	1'31.527	25.078	25.366	24.291	16.792	302.5
10	1'31.072	24.899	25.292	24.162	16.719	302.5
11	1'32.381 *	25.200*	26.102*	24.301*	16.778	305.0
12	1'33.704	25.213	25.890	25.818	16.783	305.0
13	1'31.238 *	24.949	25.374	24.096	16.819*	305.0
14	1'44.677 P	27.613	28.604	25.321	23.139	305.0
Run #	3	Front Tyre	Slick-Medium	Rear Tyre	Slick-Medium	
			New Tyre		New Tyre	
15	10'16.018	18.843	26.326	24.641	16.795	
16	1'31.295	25.121	25.223	24.321	16.630	305.0
17	1'30.460	24.604	25.227	24.082	16.547	306.3
18	1'33.332 *	25.451*	27.054	24.228	16.599	306.3
19	1'30.511 *	24.673	25.123	24.039*	16.676	307.6

13th 21 **Franco MORBIDELLI** YAMAHA ITA
Monster Energy Yamaha MotoGP

Runs=3 Total laps=22 Full laps=17 Valid laps=13

Run #	1	Front Tyre	Slick-Soft	Rear Tyre	Slick-Medium	
			New Tyre		New Tyre	
1	2'01.690	22.520	28.493	27.476	17.873	

14th 33 **Brad BINDER** KTM RSA
Red Bull KTM Factory Racing

Runs=2 Total laps=24 Full laps=21 Valid laps=19

Run #	1	Front Tyre	Slick-Medium	Rear Tyre	Slick-Medium	
			New Tyre		New Tyre	
1	1'49.982	20.669	28.135	25.935	17.864	
2	1'34.217	26.305	25.912	24.904	17.096	293.8
3	1'32.562	25.536	25.724	24.335	16.967	306.3
4	1'37.494	30.997	25.665	24.037	16.795	286.8
5	1'30.855	25.196	25.343	23.806	16.510	310.3
6	1'30.912	25.140	25.409	23.775	16.588	310.3
7	1'31.486	25.124	25.504	24.073	16.785	307.6
8	1'31.396	25.160	25.406	24.074	16.756	303.7
9	1'31.083 *	25.027	25.394	24.016	16.646*	306.3
10	1'30.974	24.939	25.268	24.120	16.647	306.3
11	1'30.856	24.972	25.268	23.983	16.633	307.6
12	1'30.960 *	24.967*	25.375	23.965	16.653	306.3
13	1'43.623 P	26.603	27.164	25.251	24.605	307.6
Run #	2	Front Tyre	Slick-Medium	Rear Tyre	Slick-Medium	
			New Tyre		13 Laps at start	
14	9'45.026	21.072	32.120	25.097	17.291	
15	1'32.701	25.333	25.643	24.922	16.803	307.6
16	1'30.800	24.916	25.319	24.002	16.563	307.6
17	1'30.976	24.892	25.422	24.091	16.571	305.0
18	1'30.764	24.810	25.253	24.098	16.603	306.3
19	1'30.746	24.758	25.312	24.006	16.670	306.3
20	1'30.887	24.853	25.363	24.023	16.648	306.3
21	1'31.094	25.010	25.421	24.045	16.618	309.0
22	1'31.309	24.914	25.487	24.320	16.588	309.0
23	1'30.927	24.809	25.317	24.112	16.689	306.3

Fastest Lap: Johann ZARCO Prima Pramac Racing FRA 1'29.838 24.632 24.964 23.794 16.448

These data/results cannot be reproduced, stored and/or transmitted in whole or in part by any manner of electronic, mechanical, photocopying, recording, broadcasting or otherwise now known or herein after developed without the previous express consent by the copyright owner, except for reproduction in daily press and regular printed publications on sale to the public within 60 days of the event related to those data/results and always provided that copyright symbol appears together as follows below.
© DORNA, 2023



Free Practice Nr. 1

MotoGP

Lap	Lap Time	T1	T2	T3	T4	Speed	Lap	Lap Time	T1	T2	T3	T4	Speed
24	1'40.090	24.730	30.633	24.580	20.147	306.3	16	1'30.805 *	25.067	25.225	23.923*	16.590	309.0
15th 10 Luca MARINI DUCATI ITA Mooney VR46 Racing Team Runs=3 Total laps=20 Full laps=15 Valid laps=13							17 1'30.539 * 24.876 25.194 23.928* 16.541 309.0						
Run # 1 Front Tyre Slick-Soft Rear Tyre Slick-Medium New Tyre New Tyre							17th 88 Miguel OLIVEIRA APRILIA POR CryptoDATA RNF MotoGP Team Runs=3 Total laps=20 Full laps=15 Valid laps=15						
1	2'51.375	20.150	28.181	26.252	17.508		Run # 1 Front Tyre Slick-Medium Rear Tyre Slick-Medium New Tyre New Tyre						
2	1'34.189	26.060	26.246	25.020	16.863	306.3	1	2'20.437	21.373	27.868	25.565	17.552	
3	1'31.901	25.261	25.527	24.387	16.726	307.6	2	1'36.765	25.973	29.045	24.634	17.113	303.7
4	1'35.486 *	26.865*	27.190	24.793	16.638	307.6	3	1'31.914	25.272	25.653	24.170	16.819	306.3
5	1'31.281	25.055	25.436	24.160	16.630	307.6	4	1'34.427	25.164	26.016	26.158	17.089	307.6
6	1'30.778	24.915	25.283	24.031	16.549	307.6	5	1'31.098	24.957	25.480	24.053	16.608	306.3
7	1'42.166 P	27.313	26.521	25.622	22.710	307.6	6	1'33.596	24.809	27.955	24.070	16.762	306.3
Run # 2 Front Tyre Slick-Soft Rear Tyre Slick-Medium 7 Laps at start 7 Laps at start							7 1'37.941 24.963 27.939 27.945 17.094 306.3						
8	9'03.162	19.245	26.904	24.927	16.942		8	1'31.084	24.865	25.440	24.028	16.751	306.3
9	1'31.462	25.088	25.412	24.227	16.735	303.7	9	1'41.049 P	26.727	26.570	25.032	22.720	303.7
10	1'31.099 *	25.147*	25.296*	24.089	16.567	305.0	Run # 2 Front Tyre Slick-Medium Rear Tyre Slick-Medium 9 Laps at start 9 Laps at start						
11	1'33.745	24.877	25.208	24.109	19.551	305.0	10	9'10.909 *	22.453	26.608*	24.875	17.047	
12	1'31.055	24.883	25.374	24.161	16.637	305.0	11	1'32.498	25.799	25.718	24.272	16.709	305.0
13	1'30.807	24.737	25.325	24.087	16.658	305.0	12	1'57.730	25.085			17.355	305.0
14	1'44.889 P	30.055	26.637	24.884	23.313	307.6	13	1'31.869	25.236	25.623	24.230	16.780	305.0
Run # 3 Front Tyre Slick-Medium Rear Tyre Slick-Medium New Tyre 14 Laps at start							14 1'31.345 25.006 25.598 24.047 16.694 305.0						
15	7'14.210	19.048	26.619	24.769	16.834		15	1'31.107	24.928	25.473	23.915	16.791	305.0
16	1'32.212	25.088	25.513	24.300	17.311	306.3	16	1'39.437 P	25.434	26.139	25.290	22.574	305.0
17	1'40.267	28.597	29.718	24.532	17.420	306.3	Run # 3 Front Tyre Slick-Medium Rear Tyre Slick-Medium 16 Laps at start 16 Laps at start						
18	1'30.865	24.832	25.357	24.096	16.580	309.0	17	7'16.015	19.274	26.352	24.811	16.957	
19	1'31.422	25.035	25.406	24.302	16.679	309.0	18	1'31.172	24.924	25.435	24.155	16.658	306.3
20	1'31.025	24.831	25.406	24.109	16.679	307.6	19	1'33.435	25.558	26.915	24.311	16.651	307.6
16th 44 Pol ESPARGARO KTM SPA GASGAS Factory Racing Tech3 Runs=3 Total laps=19 Full laps=14 Valid laps=8							20 1'30.821 24.796 25.409 23.902 16.714 307.6						
Run # 1 Front Tyre Slick-Medium Rear Tyre Slick-Medium New Tyre New Tyre							18th 93 Marc MARQUEZ HONDA SPA Repsol Honda Team Runs=3 Total laps=21 Full laps=16 Valid laps=10						
1	1'54.148	19.396	27.844	25.710	17.691		Run # 1 Front Tyre Slick-Soft Rear Tyre Slick-Medium New Tyre New Tyre						
2	1'34.579	25.897	26.426	24.968	17.288	297.5	1	1'57.109	20.040	28.095	25.903	17.668	
3	1'32.133	25.417	25.651	24.199	16.866	310.3	2	1'35.962 *	25.988*	27.719	24.804*	17.451*	305.0
4	1'31.478	25.286	25.384	24.133	16.675	311.6	3	1'32.032	25.381	25.612	24.204	16.835	306.3
5	1'33.235	25.453	26.412	24.468	16.902	311.6	4	1'31.774	25.186	25.601	24.271	16.716	307.6
6	1'31.086	25.127	25.454	23.826	16.679	311.6	5	1'32.565	25.276	25.449	23.897	17.943	309.0
7	1'31.413	25.304	25.317	24.006	16.786	303.7	6	1'30.866	25.013	25.307	23.908	16.638	306.3
8	1'47.088 P	27.572*	29.520	27.449	22.547	297.5	7	1'30.856	24.805	25.227	24.081	16.743	306.3
Run # 2 Front Tyre Slick-Medium Rear Tyre Slick-Medium 8 Laps at start 8 Laps at start							8 1'46.695 P 28.511 28.969 26.010 23.205 306.3						
9	9'09.500	18.636	26.839	27.260	17.103		Run # 2 Front Tyre Slick-Soft Rear Tyre Slick-Medium 8 Laps at start 8 Laps at start						
10	1'33.303 *	26.429*	25.593	24.415	16.866	306.3	9	7'48.500	19.437	27.011	24.993	17.114	
11	1'32.409	25.413	25.941	24.246	16.809	310.3	10	1'32.135 *	25.322	25.593	24.351*	16.869	303.7
12	1'31.707 *	25.105	25.606	24.217*	16.779	307.6	11	1'32.772 *	25.733*	25.815*	24.453	16.771	303.7
13	1'37.594 P	25.087	25.509	24.275	22.723	307.6	12	1'31.780 *	25.040	25.435	24.308*	16.997	303.7
Run # 3 Front Tyre Slick-Medium Rear Tyre Slick-Medium New Tyre New Tyre							13 1'32.836 25.350 25.730 24.810 16.946 303.7						
14	9'40.787	19.021	26.721	25.051	17.007		14	2'10.907 *	24.808			17.666*	303.7
15	1'31.697 *	25.422	25.297	24.331*	16.647	309.0							

Fastest Lap: Johann ZARCO Prima Pramac Racing FRA 1'29.838 24.632 24.964 23.794 16.448

These data/results cannot be reproduced, stored and/or transmitted in whole or in part by any manner of electronic, mechanical, photocopying, recording, broadcasting or otherwise now known or herein after developed without the previous express consent by the copyright owner, except for reproduction in daily press and regular printed publications on sale to the public within 60 days of the event related to those data/results and always provided that copyright symbol appears together as follows below.
© DORNA, 2023

Official MotoGP Timing by TISSOT
www.motogp.com

Spielberg, Friday, August 18, 2023

Page 5 of 7



Free Practice Nr. 1

MotoGP

Lap	Lap Time	T1	T2	T3	T4	Speed	Lap	Lap Time	T1	T2	T3	T4	Speed	
15	1'32.327	25.376	25.590	24.367	16.994	303.7	Run # 2	Front Tyre Slick-Soft	Rear Tyre Slick-Medium					
16	1'31.407	24.941	25.386	24.280	16.800	305.0	8 Laps at start						8 Laps at start	
17	1'38.682 P	24.907	25.686	25.741	22.348	305.0	9	9'39.116	22.644	27.715	24.632	17.112		
	Run # 3	Front Tyre Slick-Soft	Rear Tyre Slick-Medium											
	17 Laps at start						17 Laps at start							
18	5'50.128	18.976	26.380	24.876	17.178		10	1'33.195 *	26.261*	25.785*	24.285	16.864	300.0	
19	2'21.531	24.878	1'10.996	28.473	17.184	305.0	11	1'31.707 *	25.269	25.517	24.103*	16.818	300.0	
20	1'32.411 *	25.139	25.766	24.668*	16.838	305.0	12	1'31.606	25.226	25.386	24.164	16.830	300.0	
21	1'31.335	24.768	25.504	24.263	16.800	305.0	13	1'31.665 *	25.285	25.386	24.194*	16.800	301.2	
	Run # 3	Front Tyre Slick-Medium	Rear Tyre Slick-Medium											
	New Tyre						New Tyre							
	16	8'15.593 *	19.793	26.730	24.744*	17.058	14	1'31.657	25.100	25.525	24.179	16.853	301.2	
	17	1'35.677	25.264	29.508	24.170	16.735	15	1'42.069 P	28.131	26.341	24.454	23.143	302.5	
	18	1'31.232	25.052	25.514	23.988	16.678	Run # 3	Front Tyre Slick-Medium	Rear Tyre Slick-Medium					
	19	1'30.669 *	24.948	25.286	23.900*	16.535	New Tyre						New Tyre	

19th 37 **Augusto FERNANDEZ** KTM SPA
GASGAS Factory Racing Tech3

Runs=3 Total laps=23 Full laps=18 Valid laps=17

Run #	1	Front Tyre Slick-Medium	Rear Tyre Slick-Medium			
		New Tyre	New Tyre			
1	1'53.098	19.858	28.571	26.220	17.474	
2	1'34.527	26.103	26.608	24.780	17.036	300.0
3	1'35.883	25.758	26.104	24.367	19.654	302.5
4	1'32.487	25.640	25.904	24.171	16.772	290.3
5	1'33.992	25.113	25.532	24.097	19.250	305.0
6	1'31.479	25.078	25.699	24.032	16.670	307.6
7	1'31.264	25.060	25.521	24.002	16.681	306.3
8	1'35.871 *	25.529*	29.144	24.159	17.039	306.3
9	1'31.226	25.005	25.405	24.188	16.628	305.0
10	1'31.020	24.981	25.356	24.022	16.661	305.0
11	1'31.149	24.911	25.485	24.039	16.714	305.0
12	1'32.117	24.960	25.541	24.838	16.778	301.2
13	1'36.640	24.904	28.937	25.624	17.175	303.7
14	1'31.210	25.042	25.545	24.040	16.583	305.0
15	2'59.040 P	1'39.349*	30.288	26.387	23.016	306.3

Run #	2	Front Tyre Slick-Medium	Rear Tyre Slick-Medium			
		15 Laps at start	15 Laps at start			
16	6'40.023	19.343	27.759	25.373	17.085	
17	1'31.811	25.232	25.593	24.333	16.653	303.7
18	1'31.546	24.988	25.665	24.177	16.716	305.0
19	1'32.901	25.037	26.998	24.135	16.731	305.0
20	1'36.613 P	25.116	25.722	24.226	21.549	303.7

Run #	3	Front Tyre Slick-Soft	Rear Tyre Slick-Soft			
		New Tyre	New Tyre			
21	4'47.595	19.693	27.418	26.636	18.016	
22	1'31.364	25.188	25.510	24.045	16.621	306.3
23	1'31.090	24.880	25.345	23.907	16.958	309.0

20th 25 **Raul FERNANDEZ** APRILIA SPA
CryptoDATA RNF MotoGP Team

Runs=3 Total laps=19 Full laps=14 Valid laps=7

Run #	1	Front Tyre Slick-Soft	Rear Tyre Slick-Medium			
		New Tyre	New Tyre			
1	2'26.272	20.171	28.414	25.783	17.321	
2	1'36.763 *	28.133*	26.808	24.675	17.147*	305.0
3	1'32.704 *	25.948*	25.953	24.041	16.762	306.3
4	1'32.781 *	25.736	26.222	24.005*	16.818	305.0
5	1'31.896	25.479	25.566	24.168	16.683	305.0
6	1'31.808	25.174	25.750	23.991	16.893	305.0
7	1'31.580	25.267	25.430	24.031	16.852	305.0
8	1'45.770 P	29.683*	26.247	25.500	24.340	303.7

21st 32 **Lorenzo SAVADORI** APRILIA ITA
Aprilia Racing

Runs=5 Total laps=17 Full laps=10 Valid laps=9

Run #	1	Front Tyre Slick-Soft	Rear Tyre Slick-Medium			
		New Tyre	New Tyre			
1	2'03.044	21.756	27.595	25.415	17.292	
2	1'37.700	25.949	26.721	25.313	19.717	306.3
3	1'33.732	26.822	25.944	24.214	16.752	306.3
4	1'31.651	25.345	25.682	23.980	16.644	306.3
5	1'32.710	25.304	26.136	24.633	16.637	306.3
6	1'31.681	25.362	25.647	23.950	16.722	307.6
7	1'42.318 P	26.754	26.646	25.563	23.355	306.3

Run #	2	Front Tyre Slick-Soft	Rear Tyre Slick-Medium		
		7 Laps at start	7 Laps at start		
8	8'48.159 P	26.240	29.695	25.357	22.868

Run #	3	Front Tyre Slick-Soft	Rear Tyre Slick-Medium		
		8 Laps at start	8 Laps at start		
9	4'28.463 P	19.368	27.149*	27.107	22.960

Run #	4	Front Tyre Slick-Soft	Rear Tyre Slick-Medium			
		9 Laps at start	9 Laps at start			
10	7'43.583	20.884	27.409	26.946	17.458	
11	1'34.182 *	26.098*	27.229	24.214	16.641	303.7
12	1'31.518	25.315	25.433	24.141	16.629	302.5
13	1'31.283	25.104	25.676	24.001	16.502	302.5
14	1'32.018	25.049	25.511	24.235	17.223	305.0
15	1'40.915 P	26.070	27.252	24.875	22.718	302.5

Run #	5	Front Tyre Slick-Soft	Rear Tyre Slick-Medium			
		15 Laps at start	15 Laps at start			
16	4'17.437	22.190	35.421	24.924	17.009	
17	1'32.043	25.239	25.737	24.355	16.712	303.7

22nd 43 **Jack MILLER** KTM AUS
Red Bull KTM Factory Racing

Runs=3 Total laps=21 Full laps=16 Valid laps=13

Run #	1	Front Tyre Slick-Medium	Rear Tyre Slick-Medium			
		New Tyre	New Tyre			
1	1'49.443	20.942	28.647	26.493	17.858	
2	1'34.611	26.084	26.400	25.002	17.125	305.0
3	1'32.655	25.391	25.797	24.508	16.959	305.0
4	1'31.690	25.182	25.455	24.211	16.842	307.6

Fastest Lap: Johann ZARCO Prima Pramac Racing FRA **1'29.838** 24.632 24.964 23.794 16.448

These data/results cannot be reproduced, stored and/or transmitted in whole or in part by any manner of electronic, mechanical, photocopying, recording, broadcasting or otherwise now known or herein after developed without the previous express consent by the copyright owner, except for reproduction in daily press and regular printed publications on sale to the public within 60 days of the event related to those data/results and always provided that copyright symbol appears together as follows below.
© DORNA, 2023



Free Practice Nr. 1

MotoGP

Lap	Lap Time	T1	T2	T3	T4	Speed	Lap	Lap Time	T1	T2	T3	T4	Speed
5	1'31.538	25.079	25.430	24.262	16.767	306.3							
6	1'43.338 *	30.258*	31.769	24.584	16.727	306.3							
7	1'31.646	25.164	25.446	24.194	16.842	306.3							
8	1'31.366	25.180	25.282	24.107	16.797	306.3							
9	1'31.286 *	25.015*	25.393	24.056	16.822	303.7							
10	1'43.039 P	27.081	27.744	25.389	22.825	305.0							
Run # 2	Front Tyre	Slick-Medium	Rear Tyre	Slick-Medium									
	10 Laps at start												
11	7'56.643 *	20.865	27.178*	25.134	17.300								
12	1'32.955	25.409	26.000	24.635	16.911	302.5							
13	1'31.686	24.976	25.724	24.203	16.783	303.7							
14	1'31.529	24.968	25.549	24.151	16.861	302.5							
15	1'36.868 *	27.301*	27.170	25.072	17.325	301.2							
16	1'35.585	25.048	25.581	27.757	17.199	302.5							
17	1'40.221 P	25.362	25.870	25.997	22.992	303.7							
Run # 3	Front Tyre	Slick-Medium	Rear Tyre	Slick-Medium									
	17 Laps at start												
18	7'21.784	20.961	30.946	24.962	17.009								
19	1'35.304	25.069	25.999	27.388	16.848	303.7							
20	1'32.428	24.971	26.392	24.230	16.835	307.6							
21	1'34.901	25.010	27.687	25.224	16.980	305.0							

23rd 27 **Iker LECUONA** HONDA SPA
LCR Honda CASTROL
Runs=3 Total laps=22 Full laps=17 Valid laps=14

Run #	1	Front Tyre	Slick-Medium	Rear Tyre	Slick-Medium								
		New Tyre		New Tyre									
1	1'49.822	20.519	28.362	26.423	18.128								
2	1'34.701	26.242	26.570	24.599	17.290	305.0							
3	1'32.965	25.718	25.864	24.414	16.969	305.0							
4	1'32.285	25.352	25.692	24.426	16.815	309.0							
5	1'31.885	25.205	25.633	24.263	16.784	303.7							
6	1'33.780	25.317	25.556	24.327	18.580	303.7							
7	1'32.032	25.237	25.647	24.336	16.812	302.5							
8	1'38.421 P	25.418	25.593	24.345	23.065	301.2							
Run # 2	Front Tyre	Slick-Medium	Rear Tyre	Slick-Medium									
	8 Laps at start												
9	6'42.377	18.825	26.493	24.564	17.007								
10	1'32.475	25.415	25.779	24.424	16.857	300.0							
11	1'32.171	25.175	25.736	24.385	16.875	300.0							
12	1'33.066 *	25.747*	25.887*	24.330*	17.102	301.2							
13	1'32.489	25.251	25.807	24.448	16.983	302.5							
14	1'32.614	25.258	25.824	24.392	17.140	301.2							
15	1'40.186 P	25.292	25.858	25.248	23.788	300.0							
Run # 3	Front Tyre	Slick-Medium	Rear Tyre	Slick-Medium									
	15 Laps at start												
16	7'30.413	21.411	27.069	24.837	17.170								
17	1'32.599	25.331	25.963	24.394	16.911	302.5							
18	1'32.847	25.417	25.871	24.567	16.992	300.0							
19	1'32.789 *	25.356	25.891	24.571*	16.971	300.0							
20	1'32.844	25.347	25.950	24.593	16.954	301.2							
21	1'32.813 *	25.324	25.886	24.547*	17.056	301.2							
22	1'32.772	25.300	25.995	24.522	16.955	300.0							

Fastest Lap: Johann ZARCO Prima Pramac Racing FRA **1'29.838** 24.632 24.964 23.794 16.448

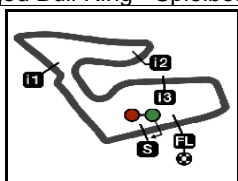
These data/results cannot be reproduced, stored and/or transmitted in whole or in part by any manner of electronic, mechanical, photocopying, recording, broadcasting or otherwise now known or herein after developed without the previous express consent by the copyright owner, except for reproduction in daily press and regular printed publications on sale to the public within 60 days of the event related to those data/results and always provided that copyright symbol appears together as follows below.
© DORNA, 2023

Official MotoGP Timing by TISSOT
www.motogp.com

Spielberg, Friday, August 18, 2023

Page 7 of 7





4348 m.

CryptoDATA MOTORRAD GRAND PRIX VON ÖSTERREICH

Free Practice Nr. 1

Best Partial Times

MotoGP™

IT Ideal Lap Time, sum of the best partial times

BT Best Lap Time

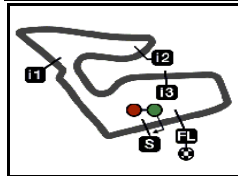
T1		T2		T3		T4				IT		BT	
Pos	Rider	Time	Rider	Time	Rider	Time	Rider	Time	Pos	Rider	IT	BT	
1	M.VIÑALES	24.544	J.ZARCO	24.964	J.ZARCO	23.738	T.NAKAGAMI	16.392	1	J.ZARCO	1'29.782	1'29.838	(1)
2	J.MIR	24.604	F.QUARTARARO	25.030	M.BEZZECCHI	23.757	E.BASTIANINI	16.418	2	M.VIÑALES	1'29.937	1'30.249	(3)
3	J.ZARCO	24.632	M.VIÑALES	25.075	J.MARTIN	23.766	F.QUARTARARO	16.434	3	F.QUARTARAR	1'30.060	1'30.237	(2)
4	A.MARQUEZ	24.637	J.MIR	25.123	B.BINDER	23.775	J.ZARCO	16.448	4	A.MARQUEZ	1'30.178	1'30.286	(4)
5	J.MARTIN	24.639	M.BEZZECCHI	25.163	A.ESPARGARO	23.775	A.ESPARGARO	16.453	5	M.BEZZECCHI	1'30.180	1'30.305	(5)
6	F.DI GIANNANTO	24.651	A.ESPARGARO	25.171	F.BAGNAIA	23.781	M.VIÑALES	16.462	6	J.MARTIN	1'30.182	1'30.429	(10)
7	F.QUARTARARO	24.698	F.MORBIDELLI	25.177	F.DI GIANNANTO	23.818	A.MARQUEZ	16.485	7	F.BAGNAIA	1'30.186	1'30.367	(8)
8	F.BAGNAIA	24.701	F.BAGNAIA	25.178	P.ESPARGARO	23.826	F.MORBIDELLI	16.501	8	F.DI GIANNAN	1'30.194	1'30.307	(6)
9	B.BINDER	24.730	T.NAKAGAMI	25.192	A.MARQUEZ	23.828	L.SAVADORI	16.502	9	A.ESPARGAR	1'30.202	1'30.376	(9)
10	L.MARINI	24.737	P.ESPARGARO	25.194	T.NAKAGAMI	23.845	F.DI GIANNANTO	16.505	10	B.BINDER	1'30.268	1'30.746	(14)
11	M.BEZZECCHI	24.752	E.BASTIANINI	25.200	M.VIÑALES	23.856	M.BEZZECCHI	16.508	11	T.NAKAGAMI	1'30.269	1'30.338	(7)
12	M.MARQUEZ	24.768	L.MARINI	25.208	M.MARQUEZ	23.897	B.BINDER	16.510	12	E.BASTIANINI	1'30.350	1'30.459	(11)
13	E.BASTIANINI	24.795	F.DI GIANNANTO	25.220	F.QUARTARARO	23.898	J.MARTIN	16.523	13	J.MIR	1'30.356	1'30.460	(12)
14	M.OLIVEIRA	24.796	M.MARQUEZ	25.227	M.OLIVEIRA	23.902	F.BAGNAIA	16.526	14	P.ESPARGAR	1'30.419	1'30.797	(16)
15	A.ESPARGARO	24.803	A.MARQUEZ	25.228	A.FERNANDEZ	23.907	R.FERNANDEZ	16.535	15	L.MARINI	1'30.525	1'30.778	(15)
16	T.NAKAGAMI	24.840	B.BINDER	25.253	E.BASTIANINI	23.937	P.ESPARGARO	16.541	16	M.MARQUEZ	1'30.530	1'30.856	(18)
17	P.ESPARGARO	24.858	J.MARTIN	25.254	L.SAVADORI	23.950	J.MIR	16.547	17	F.MORBIDELLI	1'30.547	1'30.642	(13)
18	A.FERNANDEZ	24.880	J.MILLER	25.282	F.MORBIDELLI	23.977	L.MARINI	16.549	18	A.FERNANDEZ	1'30.715	1'31.020	(19)
19	F.MORBIDELLI	24.892	R.FERNANDEZ	25.286	R.FERNANDEZ	23.988	A.FERNANDEZ	16.583	18	M.OLIVEIRA	1'30.715	1'30.821	(17)
20	R.FERNANDEZ	24.948	A.FERNANDEZ	25.345	L.MARINI	24.031	M.OLIVEIRA	16.608	20	R.FERNANDEZ	1'30.757	1'31.232	(20)
21	J.MILLER	24.968	M.OLIVEIRA	25.409	J.MILLER	24.056	M.MARQUEZ	16.638	21	L.SAVADORI	1'30.934	1'31.283	(21)
22	L.SAVADORI	25.049	L.SAVADORI	25.433	J.MIR	24.082	J.MILLER	16.727	22	J.MILLER	1'31.033	1'31.366	(22)
23	I.LECUONA	25.175	I.LECUONA	25.556	I.LECUONA	24.263	I.LECUONA	16.784	23	I.LECUONA	1'31.778	1'31.885	(23)

These data/results cannot be reproduced, stored and/or transmitted in whole or in part by any manner of electronic, mechanical, photocopying, recording, broadcasting or otherwise now known or herein after developed without the previous express consent by the copyright owner, except for reproduction in daily press and regular printed publications on sale to the public within 60 days of the event related to those data/results and always provided that copyright symbol appears together as follows below.

© DORNA, 2023

Official MotoGP Timing by **TISSOT**
www.motogp.com





4348 m.

MotoGP™

CryptoDATA MOTORRAD GRAND PRIX VON ÖSTERREICH

Free Practice Nr. 1

Fastest Laps Sequence

<i>Practice Time</i>	 <i>Rider</i>	<i>Nation</i>	<i>Motorcycle</i>	<i>Time</i>	<i>Km/h</i>	<i>Rider's Lap</i>
3'24.054	43 Jack MILLER	AUS	KTM	1'34.611	165.4	2
3'24.191	49 Fabio DI GIANNANTONI	ITA	DUCATI	1'34.309	165.9	2
3'24.199	33 Brad BINDER	RSA	KTM	1'34.217	166.1	2
3'33.543	72 Marco BEZZECCHI	ITA	DUCATI	1'33.384	167.6	2
3'34.036	73 Alex MARQUEZ	SPA	DUCATI	1'33.162	168.0	2
3'39.786	30 Takaaki NAKAGAMI	JPN	HONDA	1'32.966	168.3	2
3'41.665	5 Johann ZARCO	FRA	DUCATI	1'32.956	168.3	2
3'48.741	23 Enea BASTIANINI	ITA	DUCATI	1'32.375	169.4	2
3'51.722	12 Maverick VIÑALES	SPA	APRILIA	1'31.751	170.6	2
5'05.257	72 Marco BEZZECCHI	ITA	DUCATI	1'31.714	170.6	3
5'19.593	23 Enea BASTIANINI	ITA	DUCATI	1'30.852	172.2	3
6'50.401	23 Enea BASTIANINI	ITA	DUCATI	1'30.808	172.3	4
6'52.980	12 Maverick VIÑALES	SPA	APRILIA	1'30.270	173.3	4
15'07.371	20 Fabio QUARTARARO	FRA	YAMAHA	1'30.237	173.4	9
45'04.234	5 Johann ZARCO	FRA	DUCATI	1'29.838	174.2	20

These data/results cannot be reproduced, stored and/or transmitted in whole or in part by any manner of electronic, mechanical, photocopying, recording, broadcasting or otherwise now known or herein after developed without the previous express consent by the copyright owner, except for reproduction in daily press and regular printed publications on sale to the public within 60 days of the event related to those data/results and always provided that copyright symbol appears together as follows below.

© DORNA, 2023

Official MotoGP Timing by TISSOT
www.motogp.com

Spielberg, Friday, August 18, 2023

