


4657 m.

GRAN PREMI MONSTER ENERGY DE CATALUNYA

Practice Nr. 2

Classification

6

	Rider	Nation	Team	Motorcycle	Time	Lap Total	Gap	Top Speed
1	18 Manuel GONZALEZ	SPA	Correos Prepago Yamaha VR46 M	KALEX	1'44.956	14 16		288.0
2	21 Alonso LOPEZ	SPA	Beta Tools SpeedUp	BOSCOSCURO	1'44.975	14 17	0.019 0.019	288.7
3	75 Albert ARENAS	SPA	Red Bull KTM Ajo	KALEX	1'45.010	16 17	0.054 0.035	289.5
4	37 Pedro ACOSTA	SPA	Red Bull KTM Ajo	KALEX	1'45.067	17 18	0.111 0.057	287.2
5	22 Sam LOWES	GBR	Elf Marc VDS Racing Team	KALEX	1'45.107	12 18	0.151 0.040	284.9
6	40 Aron CANET	SPA	Pons Wegow Los40	KALEX	1'45.180	13 16	0.224 0.073	286.4
7	11 Sergio GARCIA	SPA	Pons Wegow Los40	KALEX	1'45.215	13 16	0.259 0.035	288.0
8	96 Jake DIXON	GBR	Asterius GASGAS Aspar Team	KALEX	1'45.478	16 18	0.522 0.263	285.7
9	13 Celestino VIETTI	ITA	Fantic Racing	KALEX	1'45.484	17 17	0.528 0.006	288.0
10	54 Fermín ALDEGUER	SPA	Beta Tools SpeedUp	BOSCOSCURO	1'45.496	7 17	0.540 0.012	290.3
11	79 Ai OGURA	JPN	IDEMITSU Honda Team Asia	KALEX	1'45.543	4 17	0.587 0.047	288.7
12	12 Filip SALAC	CZE	QJMOTOR Gresini Moto2	KALEX	1'45.595	3 19	0.639 0.052	286.4
13	14 Tony ARBOLINO	ITA	Elf Marc VDS Racing Team	KALEX	1'45.599	15 16	0.643 0.004	286.4
14	64 Bo BENDSNEYDER	NED	Pertamina Mandalika SAG Team	KALEX	1'45.635	16 17	0.679 0.036	281.2
15	7 Barry BALTUS	BEL	Fieten Olie Racing GP	KALEX	1'45.670	11 16	0.714 0.035	289.5
16	35 Somkiat CHANTRA	THA	IDEMITSU Honda Team Asia	KALEX	1'45.848	4 18	0.892 0.178	287.2
17	71 Dennis FOGGIA	ITA	Italtrans Racing Team	KALEX	1'45.881	12 16	0.925 0.033	287.2
18	8 Senna AGIUS	AUS	Liqui Moly Husqvarna Intact GP	KALEX	1'45.954	11 16	0.998 0.073	288.7
19	24 Marcos RAMIREZ	SPA	OnlyFans American Racing	KALEX	1'46.132	14 18	1.176 0.178	287.2
20	72 Borja GOMEZ	SPA	Fantic Racing	KALEX	1'46.202	16 19	1.246 0.070	286.4
21	52 Jeremy ALCOBA	SPA	QJMOTOR Gresini Moto2	KALEX	1'46.222	9 17	1.266 0.020	284.2
22	3 Lukas TULOVIC	GER	Liqui Moly Husqvarna Intact GP	KALEX	1'46.355	4 18	1.399 0.133	284.9
23	84 Zonta VD GOORBERGH	NED	Fieten Olie Racing GP	KALEX	1'46.400	6 18	1.444 0.045	288.0
24	33 Rory SKINNER	GBR	OnlyFans American Racing	KALEX	1'46.565	17 19	1.609 0.165	286.4
25	16 Joe ROBERTS	USA	Italtrans Racing Team	KALEX	1'46.737	12 13	1.781 0.172	283.4
26	28 Izan GUEVARA	SPA	Asterius GASGAS Aspar Team	KALEX	1'46.769	11 16	1.813 0.032	285.7
27	67 Alberto SURRA	ITA	Forward Team	FORWARD	1'46.799	10 16	1.843 0.030	289.5
28	73 Mattia RATO	ITA	Pertamina Mandalika SAG Team	KALEX	1'47.084	14 17	2.128 0.285	290.3
29	5 Kohta NOZANE	JPN	Correos Prepago Yamaha VR46 M	KALEX	1'47.126	3 18	2.170 0.042	284.9
30	55 Yeray RUIZ	SPA	Forward Team	FORWARD	1'47.137	2 18	2.181 0.011	288.0

Practice condition: Dry

Air: 28°

Humidity: 65%

Ground: 43°

Fastest Lap:	Lap: 14	Manuel GONZALEZ	1'44.956	159.7 Km/h
Best Race Lap:	2021	Raul FERNANDEZ	1'43.757	161.5 Km/h
All Time Lap Record:	2021	Remy GARDNER	1'42.977	162.8 Km/h

The results are provisional until the end of the limit for protest and appeals.

Time limit for protest expires 30' after publication of the results - Time:

These data/results cannot be reproduced, stored and/or transmitted in whole or in part by any manner of electronic, mechanical, photocopying, recording, broadcasting or otherwise now known or herein after developed without the previous express consent by the copyright owner, except for reproduction in daily press and regular printed publications on sale to the public within 60 days of the event related to those data/results and always provided that copyright symbol appears together as follows below.

© DORNA, 2023

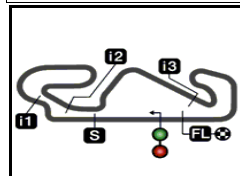
Official MotoGP Timing by TISSOT

www.motogp.com

Barcelona, Friday, September 01, 2023

moto2™






4657 m.

GRAN PREMI MONSTER ENERGY DE CATALUNYA

Practice Nr. 2

Combined Practice Times

7

	Rider	Nation	Team	MOTORCYCLE	P1	P2	Gap
1	79 A.OGURA	JPN	IDEMITSU Honda Team Asia	KALEX	1'44.804	14	1'45.543 4
2	37 P.ACOSTA	SPA	Red Bull KTM Ajo	KALEX	1'44.806	13	1'45.067 17 0.002 0.002
3	21 A.LOPEZ	SPA	Beta Tools SpeedUp	BOSCOSCURO	1'44.822	14	1'44.975 14 0.018 0.016
4	40 A.CANET	SPA	Pons Wegow Los40	KALEX	1'44.862	12	1'45.180 13 0.058 0.040
5	18 M.GONZALEZ	SPA	Correos Prepago Yamaha VR46 MasterCamp	KALEX	1'45.428	18	1'44.956 14 0.152 0.094
6	16 J.ROBERTS	USA	Italtrans Racing Team	KALEX	1'44.961	14	1'46.737 12 0.157 0.005
7	75 A.ARENAS	SPA	Red Bull KTM Ajo	KALEX	1'45.176	17	1'45.010 16 0.206 0.049
8	22 S.LOWES	GBR	Elf Marc VDS Racing Team	KALEX	1'45.160	13	1'45.107 12 0.303 0.097
9	11 S.GARCIA	SPA	Pons Wegow Los40	KALEX	1'45.870	12	1'45.215 13 0.411 0.108
10	96 J.DIXON	GBR	Asterius GASGAS Aspar Team	KALEX	1'45.235	14	1'45.478 16 0.431 0.020
11	14 T.ARBOLINO	ITA	Elf Marc VDS Racing Team	KALEX	1'45.262	13	1'45.599 15 0.458 0.027
12	35 S.CHANTRA	THA	IDEMITSU Honda Team Asia	KALEX	1'45.472	14	1'45.848 4 0.668 0.210
13	13 C.VIETTI	ITA	Fantic Racing	KALEX	1'45.649	16	1'45.484 17 0.680 0.012
14	54 F.ALDEGUER	SPA	Beta Tools SpeedUp	BOSCOSCURO	1'45.503	13	1'45.496 7 0.692 0.012
15	71 D.FOGGIA	ITA	Italtrans Racing Team	KALEX	1'45.563	12	1'45.881 12 0.759 0.067
16	52 J.ALCOBA	SPA	QJMOTOR Gresini Moto2	KALEX	1'45.574	13	1'46.222 9 0.770 0.011
17	12 F.SALAC	CZE	QJMOTOR Gresini Moto2	KALEX	1'45.991	6	1'45.595 3 0.791 0.021
18	7 B.BALTUS	BEL	Fieten Olie Racing GP	KALEX	1'45.618	12	1'45.670 11 0.814 0.023
19	64 B.BENDSNEYDEI	NED	Pertamina Mandalika SAG Team	KALEX	1'45.677	15	1'45.635 16 0.831 0.017
20	24 M.RAMIREZ	SPA	OnlyFans American Racing	KALEX	1'45.737	15	1'46.132 14 0.933 0.102
21	84 Z.VD GOORBERG	NED	Fieten Olie Racing GP	KALEX	1'45.745	19	1'46.400 6 0.941 0.008
22	3 L.TULOVIC	GER	Liqui Moly Husqvarna Intact GP	KALEX	1'45.900	19	1'46.355 4 1.096 0.155
23	8 S.AGIUS	AUS	Liqui Moly Husqvarna Intact GP	KALEX	1'46.125	13	1'45.954 11 1.150 0.054
24	72 B.GOMEZ	SPA	Fantic Racing	KALEX	1'47.205	13	1'46.202 16 1.398 0.248
25	33 R.SKINNER	GBR	OnlyFans American Racing	KALEX	1'46.631	18	1'46.565 17 1.761 0.363
26	28 I.GUEVARA	SPA	Asterius GASGAS Aspar Team	KALEX	1'46.570	18	1'46.769 11 1.766 0.005
27	67 A.SURRA	ITA	Forward Team	FORWARD	1'47.039	13	1'46.799 10 1.995 0.229
28	55 Y.RUIZ	SPA	Forward Team	FORWARD	1'46.822	11	1'47.137 2 2.018 0.023
29	73 M.RATO	ITA	Pertamina Mandalika SAG Team	KALEX	1'47.022	16	1'47.084 14 2.218 0.200
30	5 K.NOZANE	JPN	Correos Prepago Yamaha VR46 MasterCamp	KALEX	1'47.425	17	1'47.126 3 2.322 0.104

Pole Position Record:	2021	Remy GARDNER	1'42.977	162.8 Km/h
Best Race Lap:	2021	Raul FERNANDEZ	1'43.757	161.5 Km/h
All Time Lap Record:	2021	Remy GARDNER	1'42.977	162.8 Km/h

The results are provisional until the end of the limit for protest and appeals.

Time limit for protest expires 60' after publication of the results - Time:

These data/results cannot be reproduced, stored and/or transmitted in whole or in part by any manner of electronic, mechanical, photocopying, recording, broadcasting or otherwise now known or herein after developed without the previous express consent by the copyright owner, except for reproduction in daily press and regular printed publications on sale to the public within 60 days of the event related to those data/results and always provided that copyright symbol appears together as follows below.

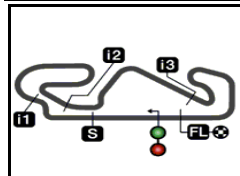
© DORNA, 2023

Official MotoGP Timing by TISSOT

www.motogp.com

Barcelona, Friday, September 01, 2023





4657 m.

GRAN PREMI MONSTER ENERGY DE CATALUNYA

Practice Nr. 2

Top Speed & Average

8



Rider	Nation	Motorcycle	Top 5 speeds					Average	Top
54 Fermín ALDEGUER	SPA	BOSCOSCURO	290.3	289.5	288.7	288.7	288.0	288.9	290.3
73 Mattia RATO	ITA	KALEX	290.3	287.2	285.7	284.9	281.2	285.9	290.3
7 Barry BALTUS	BEL	KALEX	289.5	284.2	284.2	284.2	283.4	285.1	289.5
67 Alberto SURRA	ITA	FORWARD	289.5	288.0	285.7	284.2	284.2	286.3	289.5
75 Albert ARENAS	SPA	KALEX	289.5	288.7	288.0	286.4	285.7	286.9	289.5
8 Senna AGIUS	AUS	KALEX	288.7	288.0	287.2	286.4	286.4	287.3	288.7
21 Alonso LOPEZ	SPA	BOSCOSCURO	288.7	288.0	287.2	286.4	285.7	287.2	288.7
79 Ai OGURA	JPN	KALEX	288.7	282.7	282.7	281.9	281.9	283.6	288.7
11 Sergio GARCIA	SPA	KALEX	288.0	285.7	284.9	284.2	283.4	284.9	288.0
13 Celestino VIETTI	ITA	KALEX	288.0	287.2	287.2	286.4	286.4	286.9	288.0
18 Manuel GONZALEZ	SPA	KALEX	288.0	285.7	284.2	284.2	284.2	285.1	288.0
55 Yeray RUIZ	SPA	FORWARD	288.0	287.2	286.4	284.9	284.9	286.3	288.0
84 Zonta VD GOORBERGH	NED	KALEX	288.0	287.2	284.9	283.4	282.7	285.2	288.0
24 Marcos RAMIREZ	SPA	KALEX	287.2	284.2	284.2	283.4	281.9	284.2	287.2
35 Somkiat CHANTRA	THA	KALEX	287.2	284.9	284.9	284.2	284.2	285.1	287.2
37 Pedro ACOSTA	SPA	KALEX	287.2	285.7	285.7	285.7	284.9	285.6	287.2
71 Dennis FOGGIA	ITA	KALEX	287.2	285.7	285.7	285.7	285.7	286.0	287.2
12 Filip SALAC	CZE	KALEX	286.4	285.7	284.9	284.2	284.2	285.1	286.4
14 Tony ARBOLINO	ITA	KALEX	286.4	285.7	285.7	284.2	284.2	285.2	286.4
33 Rory SKINNER	GBR	KALEX	286.4	285.7	284.9	283.4	282.7	284.6	286.4
40 Aron CANET	SPA	KALEX	286.4	284.2	283.4	282.7	282.7	283.9	286.4
72 Borja GOMEZ	SPA	KALEX	286.4	286.4	285.7	285.7	283.4	285.5	286.4
28 Izan GUEVARA	SPA	KALEX	285.7	284.2	284.2	284.2	283.4	284.1	285.7
96 Jake DIXON	GBR	KALEX	285.7	284.2	284.2	284.2	283.4	284.3	285.7
3 Lukas TULOVIC	GER	KALEX	284.9	282.7	282.7	281.9	281.2	282.7	284.9
5 Kohta NOZANE	JPN	KALEX	284.9	283.4	279.7	279.7	279.0	281.3	284.9
22 Sam LOWES	GBR	KALEX	284.9	284.9	284.2	284.2	283.4	284.3	284.9
52 Jeremy ALCOBA	SPA	KALEX	284.2	283.4	282.7	281.9	281.9	282.6	284.2
16 Joe ROBERTS	USA	KALEX	283.4	282.7	281.2	281.2	280.5	281.4	283.4
64 Bo BENDSNEYDER	NED	KALEX	281.2	280.5	279.0	279.0	279.0	279.7	281.2

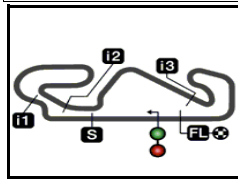
These data/results cannot be reproduced, stored and/or transmitted in whole or in part by any manner of electronic, mechanical, photocopying, recording, broadcasting or otherwise now known or herein after developed without the previous express consent by the copyright owner, except for reproduction in daily press and regular printed publications on sale to the public within 60 days of the event related to those data/results and always provided that copyright symbol appears together as follows below.

© DORNA, 2023

Official MotoGP Timing by TISSOT
www.motogp.com



Barcelona, Friday, September 01, 2023



4657 m.

GRAN PREMI MONSTER ENERGY DE CATALUNYA

Practice Nr. 2

Chronological Analysis of Performances

9

* Lap / Sector time cancelled

T1 Time from finish line to 1st intermediate

T3 Time from 2nd intermed. to 3rd intermed.

P Crossing the finish line in pit lane

T2 Time from 1st intermed. to 2nd intermed.

T4 Time from 3rd intermediate to finish line

Lap	Lap Time	T1	T2	T3	T4	Speed	Lap	Lap Time	T1	T2	T3	T4	Speed																																																																																																																														
1st 18 Manuel GONZALEZ Correos Prepaqo Yam SPA Runs=3 Total laps=16 Full laps=11 Valid laps=9							6	1'45.767	18.801	33.143	21.689	32.134	284.9	7	1'45.483	18.529	32.968	21.740	32.246	285.7	8	1'45.350	18.549	32.923	21.746	32.132	285.7	9	1'45.421	18.529	32.956	21.802	32.134	285.7	10	1'45.859 *	18.677	33.003	21.843	32.336*	283.4	11	1'45.450	18.634	32.972	21.641	32.203	283.4	12	1'59.113 P	18.652	34.352	22.865	43.244	284.2	13	11'25.834	21.507	43.900	22.582	33.547	157.6	14	1'45.751	18.640	32.910	21.933	32.268	286.4	15	1'53.513 *	20.10*	36.733	24.045	32.630	285.7	16	1'45.010	18.535	32.891	21.664	31.920	288.7	17	1'45.692	18.578	33.078	21.832	32.204	288.0																																																	
1	1'54.112	19.328	34.212	22.416	32.779	196.7	2	1'46.182	18.712	33.286	21.886	32.298	288.0	3	1'46.834 *	18.597	33.172	22.258*	32.807	285.7	4	1'45.927	18.666	33.103	21.858	32.300	284.2	5	1'57.041 P	18.678	33.146	21.949	43.268	284.2	6	10'00.285	19.689	33.492	22.194	32.375	190.8	7	1'46.462	18.694	33.132	21.994	32.642	281.2	8	1'45.941	18.560	33.134	21.938	32.309	283.4	9	1'45.998	18.558	33.097	21.963	32.380	283.4	10	1'45.788	18.543	33.047	21.893	32.305	284.2	11	1'56.607 P	18.94*	34.531	22.055	41.079	284.2	12	6'33.068	20.210	33.734	22.254	32.727	172.2	13	1'45.401	18.702	32.804	21.819	32.076	279.7	14	1'44.956	18.464	32.627	21.784	32.081	282.7	15	1'45.220 *	18.512	32.767	21.736*	32.205	282.7	16	1'51.000	18.668	34.349	24.141	33.842	283.4																												
2nd 21 Alonso LOPEZ Beta Tools SpeedUp SPA Runs=3 Total laps=17 Full laps=12 Valid laps=7							4th 37 Pedro ACOSTA Red Bull KTM Ajo SPA Runs=2 Total laps=18 Full laps=15 Valid laps=8							1	2'59.958	26.089	36.197	22.822	32.794	105.5	2	1'45.858	18.692	33.122	21.878	32.166	283.4	3	1'45.886 *	18.565	33.049	22.068*	32.204*	285.7	4	1'45.738	18.574	33.130	21.926	32.108	284.2	5	1'45.562	18.499	33.067	21.793	32.203	284.9	6	1'45.644 *	18.505	33.045	21.770*	32.324	284.9	7	1'45.830 *	18.574	33.086	21.770*	32.400	284.2	8	1'48.141 *	18.513	34.838	22.312*	32.478	284.2	9	1'45.524	18.634	33.077	21.695	32.118	284.9	10	1'45.571	18.658	33.043	21.698	32.172	284.2	11	1'47.484 *	19.220	33.769	21.920*	32.575	283.4	12	1'46.066 *	18.641	33.310	21.883*	32.232	284.2	13	1'59.223 P	18.89*	35.183	22.713*	42.434	281.9	14	10'03.400	20.590	34.390	22.041	32.655	156.2	15	1'45.102	18.521	32.919	21.670	31.992	282.7	16	1'49.584 *	18.72*	34.896	22.833	33.135	287.2	17	1'45.067	18.471	32.973	21.609	32.014	285.7	18	1'45.350	18.493	32.897	21.698	32.262	285.7
1	1'53.071	19.940	34.745	22.376	32.960	189.8	2	1'45.694 *	18.638	32.932	21.976	32.148*	288.7	3	1'45.731	18.608	33.021	21.818	32.284	288.0	4	1'45.519	18.484	32.997	21.887	32.151	286.4	5	1'50.987 *	20.24*	35.975	22.203	32.567	284.2	6	1'45.769 *	18.644	33.012	21.844	32.269*	287.2	7	1'45.735	18.504	33.122	21.883	32.226	284.9	8	2'00.981 P	18.700	34.187	23.808	44.286	284.2	9	6'44.633 *	19.721	34.250	22.244	32.558*	183.0	10	1'48.076	18.753	34.934	22.044	32.345	283.4	11	1'46.268	18.729	33.076	22.113	32.350	282.7	12	2'04.100 P	19.16*	36.315	23.412	45.207	284.2	13	6'13.836	19.766	35.117	21.787	31.905	184.9	14	1'44.975	18.495	32.725	21.744	32.011	282.7	15	1'47.116	18.582	33.553	22.754	32.227	285.7	16	1'45.169 *	18.479	32.839	21.770	32.081*	284.9	17	1'45.504 *	18.523	33.001	21.884*	32.096	284.2																					
3rd 75 Albert ARENAS Red Bull KTM Ajo SPA Runs=2 Total laps=17 Full laps=14 Valid laps=11							5th 22 Sam LOWES Elf Marc VDS Racing GBR Runs=2 Total laps=18 Full laps=15 Valid laps=11							1	2'38.009	23.097	34.569	22.292	32.664	159.7	2	1'46.379	18.987	33.206	22.000	32.186	281.2	3	1'45.857 *	18.767	33.032	21.833	32.225*	284.9	4	1'45.716	18.768	32.982	21.856	32.110	281.9	5	1'46.397 *	18.768	33.000	21.867*	32.762	282.7	6	1'46.223	19.018	33.031	21.846	32.328	277.6	7	1'45.867 *	18.828	33.045	21.787	32.207*	281.2	8	1'45.794	18.765	33.012	21.805	32.212	281.2	9	2'06.946 P	20.213	36.314	23.354	47.065	272.7	10	8'57.338	24.727	34.380	22.287	32.349	136.3																																																								
1	2'44.276	26.817	36.019	22.538	35.887	116.6	2	1'46.813 *	18.893	33.449	22.086	32.385*	284.2	3	1'46.843	18.964	33.257	22.123	32.499	289.5	4	1'46.124	18.861	33.115	21.779	32.369	283.4	5	1'45.849	18.741	33.071	21.756	32.281	284.9																																																																																																									

Fastest Lap: Manuel GONZALEZ Correos Prepaqo Yam SPA 1'44.956 18.464 32.627 21.784 32.081

These data/results cannot be reproduced, stored and/or transmitted in whole or in part by any manner of electronic, mechanical, photocopying, recording, broadcasting or otherwise now known or herein after developed without the previous express consent by the copyright owner, except for reproduction in daily press and regular printed publications on sale to the public within 60 days of the event related to those data/results and always provided that copyright symbol appears together as follows below.
© DORNA, 2023

Practice Nr. 2

Moto2

Lap	Lap Time	T1	T2	T3	T4	Speed	Lap	Lap Time	T1	T2	T3	T4	Speed
11	1'45.316	18.701	32.894	21.778	31.943	280.5	8	1'45.884	18.642	33.213	21.780	32.249	281.9
12	1'45.107	18.649	32.835	21.711	31.912	282.7	9	1'45.870	18.726	33.020	21.873	32.251	279.7
13	1'53.379	19.995	35.552	25.097	32.735	284.9	10	1'46.023	18.784	33.114	21.881	32.244	279.0
14	1'45.890 *	18.720	32.872	21.847*	32.451	281.2	11	1'48.009 *	18.85 *	34.752	21.922	32.484	279.0
15	1'45.438	18.639	32.949	21.770	32.080	281.9	12	1'46.027	18.665	33.248	21.870	32.244	284.2
16	1'46.007	18.672	33.153	21.964	32.218	284.2	13	1'59.673 P	18.94 *	35.096	22.817	42.816	281.2
17	1'45.366	18.648	32.871	21.782	32.065	284.2	14	9'34.650	24.562	34.587	22.997	32.627	122.7
18	1'45.634	18.714	33.057	21.755	32.108	283.4	15	1'50.982 *	18.632	36.079	23.738	32.533*	280.5

6th **40** **Aron CANET** Pons Wegow Los40 SPA
Runs=3 Total laps=16 Full laps=11 Valid laps=9

1	2'00.943	20.070	33.914	23.007	32.591	180.3
2	1'46.564	18.817	33.238	22.171	32.338	284.2
3	1'46.476	18.768	33.175	22.010	32.523	283.4
4	1'46.061	18.749	33.110	22.048	32.154	279.7
5	2'01.723 P	18.703	36.253	22.242	44.525	282.7
6	6'03.268	18.625	33.334	22.116	32.370	188.1
7	1'46.185	18.802	33.189	22.067	32.127	279.7
8	1'46.094	18.801	33.129	22.008	32.156	279.0
9	1'45.976	18.717	33.099	21.915	32.245	279.0
10	2'02.054 P	18.778	33.178	23.482	46.616	281.9
11	9'04.746	19.669	36.650	21.872	34.592	196.3
12	1'44.874 *	18.597	32.635	21.749	31.893*	281.2
13	1'45.180	18.658	32.767	21.754	32.001	286.4
14	1'53.854 *	20.48*	39.337	21.870	32.167	282.7
15	1'45.402	18.579	32.942	21.822	32.059	281.9
16	1'53.167	18.671	33.213	22.165	39.118	280.5

7th **11** **Sergio GARCIA** Pons Wegow Los40 SPA
Runs=2 Total laps=16 Full laps=13 Valid laps=10

1	2'39.634	26.731	34.837	22.822	32.644	150.0
2	1'46.142	18.739	33.044	22.068	32.291	288.0
3	1'45.729	18.610	32.951	21.994	32.174	284.9
4	1'46.532	18.596	33.427	22.007	32.502	283.4
5	1'46.041 *	18.600	33.163	21.931	32.347*	282.7
6	1'48.117	18.699	34.007	22.785	32.626	281.9
7	1'46.049	18.699	33.131	21.878	32.341	282.7
8	1'46.013	18.586	33.246	21.886	32.295	283.4
9	1'46.637 *	18.601	33.231	21.999	32.806*	285.7
10	2'02.965 P	19.30*	35.427	23.660	44.573	279.0
11	12'53.425	20.240	37.300	24.324	33.295	162.1
12	1'45.643	18.610	33.094	21.818	32.121	279.7
13	1'45.215	18.576	32.788	21.802	32.049	282.7
14	1'47.190 *	18.68*	33.990	22.003	32.511	284.2
15	1'46.157	18.642	33.117	21.880	32.518	280.5
16	1'46.571	18.695	33.299	22.028	32.549	281.2

8th **96** **Jake DIXON** Asterius GASGAS As GBR
Runs=2 Total laps=18 Full laps=15 Valid laps=13

1	3'00.080	25.177	40.151	27.250	33.819	143.6
2	1'46.036	18.881	33.085	21.927	32.143	284.2
3	1'45.695	18.673	32.902	21.936	32.184	285.7
4	1'46.131	18.768	33.013	21.909	32.441	282.7
5	1'45.704	18.656	32.962	21.928	32.158	283.4
6	1'46.230	18.738	33.337	21.825	32.330	278.3
7	1'45.781	18.769	33.065	21.717	32.230	281.9

9th **13** **Celestino VIETTI** Fantic Racing ITA
Runs=3 Total laps=17 Full laps=12 Valid laps=8

1	2'00.532	23.495	35.066	23.400	33.220	148.9
2	1'48.371	19.088	33.515	22.445	33.323	285.7
3	1'47.976 *	19.430	33.493	22.189	32.864*	287.2
4	1'46.818 *	18.785	33.375	22.118	32.540*	286.4
5	1'47.037	18.863	33.380	21.994	32.800	286.4
6	2'06.240 P	19.67*	38.674	23.450	44.443	276.9
7	5'19.176 *	25.463	35.059	22.481	32.741*	175.6
8	1'46.320 *	18.937	33.139	21.870	32.374*	282.7
9	1'45.893	18.727	33.065	21.800	32.301	281.9
10	1'45.631	18.612	33.040	21.772	32.207	283.4
11	1'45.722	18.610	32.975	21.803	32.334	284.2
12	1'55.208 P	18.646	33.047	21.852	41.663	283.4
13	8'11.042	28.257	34.191	22.652	32.712	197.0
14	1'54.370	18.687	33.069	27.972	34.642	283.4
15	1'45.922 *	18.565	33.123	21.919*	32.315	287.2
16	1'45.702	18.528	33.142	21.739	32.293	288.0
17	1'45.484	18.453	33.048	21.723	32.260	286.4

10th **54** **Fermín ALDEGUER** Beta Tools SpeedUp SPA
Runs=2 Total laps=17 Full laps=14 Valid laps=7

1	1'52.066	21.858	34.292	22.257	32.624	192.1
2	1'47.229 *	18.785	33.537	22.083	32.824*	285.7
3	1'45.930	18.651	33.100	21.937	32.242	290.3
4	1'45.642	18.620	33.079	21.837	32.106	288.0
5	1'45.646 *	18.531	32.983	21.790*	32.342*	288.7
6	1'45.645	18.723	32.997	21.775	32.150	282.7
7	1'45.496	18.679	32.924	21.825	32.068	283.4
8	1'45.588	18.674	33.000	21.762	32.152	284.2
9	1'45.582	18.656	33.027	21.794	32.105	284.2
10	1'51.479 *	18.736	33.002	22.470*	37.271*	283.4
11	1'59.355 P	18.795	33.137	23.651	43.772	282.7
12	12'13.189	20.737	34.362	22.473	32.524	143.4
13	1'46.833 *	18.784	33.070	22.060*	32.919	285.7
14	1'46.355 *	18.706	33.077	21.810	32.762*	285.7
15	1'46.433 *	18.627	33.008	21.999*	32.799	288.0
16	1'45.996	18.630	33.120	21.977	32.269	288.7
17	1'56.845 *	20.74*	37.286	25.022	33.795	289.5

11th **79** **Ai OGURA** IDEMITSU Honda Tea JPN
Runs=2 Total laps=17 Full laps=14 Valid laps=8

1	2'24.591	21.196	34.604	22.795	33.337	177.9
2	1'46.458	19.012	33.259	21.946	32.241	279.0

Fastest Lap: Manuel GONZALEZ Correos Prepaq Yam SPA **1'44.956** 18.464 32.627 21.784 32.081

These data/results cannot be reproduced, stored and/or transmitted in whole or in part by any manner of electronic, mechanical, photocopying, recording, broadcasting or otherwise now known or herein after developed without the previous express consent by the copyright owner, except for reproduction in daily press and regular printed publications on sale to the public within 60 days of the event related to those data/results and always provided that copyright symbol appears together as follows below.
© DORNA, 2023

Practice Nr. 2

Moto2

Lap	Lap Time	T1	T2	T3	T4	Speed	Lap	Lap Time	T1	T2	T3	T4	Speed
12th 12 Filip SALAC QJMOTOR Gresini M CZE Runs=2 Total laps=19 Full laps=16 Valid laps=11													
1	2'25.001	20.561	34.160	22.528	33.423	182.7							
2	1'46.882	18.788	33.291	21.981	32.822	282.7							
3	1'45.595	18.503	33.034	21.756	32.302	285.7							
4	1'45.839	18.515	33.139	21.723	32.462	284.2							
5	1'52.752	19.91*	36.488	22.939	33.412	283.4							
6	1'46.945	18.668	33.536	21.965*	32.776	281.2							
7	2'01.384	P 18.616	33.512	22.971	46.285	280.5							
8	7'42.860	21.846	34.818	22.396	32.918	172.2							
9	1'47.031	18.697	33.351	22.332	32.651	281.2							
10	1'48.654	18.707	33.261	21.941	34.745	281.9							
11	1'48.561	18.807	34.622	22.194	32.938	282.7							
12	1'46.817	18.665	33.399	22.032	32.721	281.9							
13	1'46.757	18.665	33.477	21.980	32.635	282.7							
14	1'49.117	* 18.835	33.584	22.083	34.615*	282.7							
15	1'53.177	18.658	34.999	26.162	33.358	284.9							
16	1'47.776	18.769	33.323	22.534	33.150	284.2							
17	1'56.937	* 21.07*	38.208	24.065	33.586*	286.4							
18	1'47.814	* 18.714	33.854	22.200	33.046*	283.4							
19	1'48.238	18.927	34.022	22.238	33.051	281.9							
13th 14 Tony ARBOLINO Elf Marc VDS Racing ITA Runs=2 Total laps=16 Full laps=13 Valid laps=11													
1	3'00.837	23.268	40.263	24.915	33.211	117.3							
2	1'47.091	18.899	33.528	22.095	32.569	284.2							
3	1'46.569	* 18.790	33.274	21.854	32.651*	284.2							
4	1'46.394	18.822	33.319	21.887	32.366	281.9							
5	1'47.151	19.092	33.405	22.086	32.568	282.7							
6	1'46.624	18.823	33.328	21.955	32.518	281.9							
7	1'46.536	18.782	33.194	22.002	32.558	281.9							
8	1'46.526	18.727	33.368	21.960	32.471	281.9							
9	1'46.357	18.745	33.251	21.914	32.447	282.7							
10	2'04.265	P 19.96*	37.921	22.847	43.537	281.9							
11	12'33.225	25.835	43.713	22.569	33.762	131.8							
12	1'55.511	18.834	40.698	22.785	33.194	282.7							
13	1'53.824	* 18.843	32.947	27.177*	34.857	281.9							
14	1'45.759	18.614	33.021	21.896	32.228	285.7							
15	1'45.599	18.591	32.922	21.793	32.293	285.7							
16	1'45.833	18.625	33.047	21.858	32.303	286.4							
14th 64 Bo BENDSNEYDER Pertamina Mandalika NED Runs=2 Total laps=17 Full laps=14 Valid laps=14													
1	1'54.740	22.060	34.548	22.672	33.431	165.8							
2	1'47.472	19.182	33.356	22.327	32.607	281.2							
3	1'46.830	18.914	33.269	22.107	32.540	280.5							
4	1'46.638	18.866	33.243	21.976	32.553	278.3							
5	1'46.897	18.917	33.276	22.043	32.661	279.0							
6	1'46.820	18.884	33.285	22.017	32.634	276.2							
7	2'06.667	P 20.18*	37.202	24.250	45.035	276.9							
8	11'35.323	20.238	33.841	22.076	32.375	163.1							
9	1'45.900	18.902	32.829	21.985	32.184	276.2							
10	1'45.845	18.749	32.895	21.941	32.260	277.6							
11	1'56.431	18.698	37.037	24.803	35.893	278.3							
12	1'52.567	19.142	35.873	22.156	35.396	275.5							
13	1'45.882	18.796	32.906	21.906	32.274	278.3							
14	1'45.708	18.765	32.768	21.853	32.322	276.9							
15	1'46.450	18.638	32.956	22.265	32.591	279.0							
16	1'45.635	18.578	32.871	21.899	32.287	279.0							
17	1'45.889	18.736	32.948	21.939	32.266	276.9							
15th 7 Barry BALTUS Fieten Olie Racing GP BEL Runs=2 Total laps=16 Full laps=13 Valid laps=9													
1	2'02.195	19.404	34.300	22.733	32.395	194.5							
2	1'46.600	18.866	33.084	21.952	32.698	284.2							
3	1'45.698	* 18.713	33.040	21.850	32.095*	284.2							
4	1'45.891	18.573	32.994	22.036	32.288	289.5							
5	1'46.071	18.764	33.158	21.878	32.271	284.2							
6	1'46.197	* 18.682	33.242	21.915	32.358*	283.4							
7	1'50.271	18.769	33.191	23.245	35.066	282.7							
8	2'04.832	P 18.895	33.490	22.382*	50.065	279.7							
9	13'34.146	20.522	34.440	22.378	32.520	179.4							
10	1'46.030	18.760	33.059	21.987	32.224	279.7							
11	1'45.670	18.662	32.973	21.815	32.220	280.5							
12	1'52.569	* 21.01*	34.627	23.305	33.618	281.2							
13	1'48.294	18.686	33.021	22.234	34.353	281.9							
14	1'47.305	18.945	33.705	22.215	32.440	282.7							
15	1'46.387	* 18.734	33.251	21.994*	32.408	281.9							
16	1'46.821	18.781	33.288	22.203	32.549	281.2							
16th 35 Somkiat CHANTRA IDEMITSU Honda Tea THA Runs=2 Total laps=18 Full laps=15 Valid laps=13													
1	2'39.393	22.654	35.059	22.644	32.732	154.5							
2	1'47.558	18.869	33.564	22.153	32.972	281.9							
3	1'45.961	* 18.662	33.073	21.974*	32.252	287.2							
4	1'45.848	18.567	33.147	21.913	32.221	284.2							
5	1'52.025	19.575	35.741	24.051	32.658	284.2							
6	1'46.389	18.791	33.220	21.914	32.464	283.4							
7	1'58.042	P 18.63*	33.750	22.576	43.080	278.3							
8	9'05.734	21.514	34.960	22.538	32.850	155.3							
9	1'46.328	18.763	33.196	21.961	32.408	279.7							
10	1'46.884	18.914	33.334	22.136	32.500	281.9							
11	1'46.461	18.651	33.174	22.120	32.516	281.9							
12	1'46.510	18.680	33.157	22.014	32.659	281.2							
13	1'46.448	18.676	33.238	22.060	32.474	280.5							
14	1'47.874	18.726	33.529	22.721	32.898	279.0							

Fastest Lap: Manuel GONZALEZ	Correos Prepaq Yam SPA	1'44.956	18.464	32.627	21.784	32.081
-------------------------------------	------------------------	----------	--------	--------	--------	--------

These data/results cannot be reproduced, stored and/or transmitted in whole or in part by any manner of electronic, mechanical, photocopying, recording, broadcasting or otherwise now known or herein after developed without the previous express consent by the copyright owner, except for reproduction in daily press and regular printed publications on sale to the public within 60 days of the event related to those data/results and always provided that copyright symbol appears together as follows below.
© DORNA, 2023



Practice Nr. 2

Moto2

Lap	Lap Time	T1	T2	T3	T4	Speed	Lap	Lap Time	T1	T2	T3	T4	Speed
15	1'46.669	18.723	33.202	22.091	32.653	279.0	12	1'49.613 *	20.72*	34.501	21.964	32.422	279.7
16	2'02.915 *	20.30*	38.758	25.252	38.601	279.7	13	1'46.278	18.756	33.210	22.002	32.310	278.3
17	1'48.892	18.989	33.866	22.372	33.665	284.9	14	1'46.132	18.782	33.148	21.849	32.353	279.7
18	1'46.716	18.850	33.335	22.037	32.494	284.9	15	1'48.322	18.789	34.441	22.017	33.075	279.7
17th 71 Dennis FOGGIA Italtrans Racing Team ITA Runs=2 Total laps=16 Full laps=13 Valid laps=11							16	1'49.678	18.682	33.289	24.437	33.270	284.2
1	2'03.639	19.180	34.877	23.255	33.230	187.1	17	1'51.465	18.653	33.352	21.923	37.537	281.2
2	1'47.407	19.052	33.554	21.977	32.824	285.7	18	1'50.358	18.781	35.134	23.305	33.138	281.2
3	1'47.149	18.909	33.578	22.023	32.639	285.7	20th 72 Borja GOMEZ Fantic Racing SPA Runs=2 Total laps=19 Full laps=16 Valid laps=10						
4	1'46.678	18.806	33.360	22.010	32.502	283.4	1	1'53.932	21.322	34.546	22.583	33.037	180.3
5	1'47.361	18.761	33.266	21.957	33.377	283.4	2	1'46.869	18.854	33.554	22.058	32.403	285.7
6	1'55.596 *	19.41*	38.063	23.379	34.736	281.2	3	1'53.638 *	18.89*	33.849	24.509	36.382	286.4
7	1'47.226	18.844	33.513	22.080	32.789	282.7	4	1'47.282 *	18.963	33.546	22.124	32.649*	286.4
8	1'47.002	18.843	33.451	22.082	32.626	282.7	5	1'47.038	18.865	33.421	22.088	32.664	285.7
9	2'02.227 P	19.115	35.713	23.501	43.898	285.7	6	1'46.956	18.960	33.408	22.034	32.554	281.9
10	13'17.299	21.719	39.409	27.704	36.025	192.1	7	1'47.341	18.744	33.584	22.269	32.744	281.2
11	1'49.162	18.871	33.647	22.014	34.630	284.2	8	1'58.461 P	19.009	33.523	22.469*	43.460	277.6
12	1'45.881	18.641	33.018	21.806	32.416	284.9	9	7'46.370	29.062	37.947	23.974	34.320	90.9
13	1'45.900	18.722	33.011	21.890	32.277	283.4	10	1'46.708 *	18.968	33.316	22.058	32.366*	281.9
14	1'52.463 *	19.11*	38.912	21.905	32.536	285.7	11	1'50.295	20.067	34.671	22.939	32.618	281.2
15	1'46.578	18.728	33.223	22.034	32.593	287.2	12	1'46.520	18.738	33.304	22.088	32.390	283.4
16	1'46.177	18.611	33.266	21.881	32.419	284.9	13	1'46.319	18.808	33.183	21.933	32.395	282.7
18th 8 Senna AGIUS Liqui Moly Husqvarna AUS Runs=2 Total laps=16 Full laps=13 Valid laps=10							14	1'46.275	18.814	33.252	21.872	32.337	281.9
1	2'39.910	21.532	34.306	22.580	32.739	139.1	15	1'47.163	18.835	33.296	21.920	33.112	280.5
2	1'46.409 *	18.825	33.237	22.129	32.218*	288.7	16	1'46.202	18.690	33.200	21.952	32.360	281.2
3	1'46.183	18.798	33.120	22.050	32.215	287.2	17	1'46.522 *	18.718	33.294	21.993	32.517*	282.7
4	1'45.958	18.673	33.151	21.908	32.226	284.2	18	1'54.118 *	20.93*	36.522	23.102	33.560	276.2
5	1'46.170	18.686	33.199	21.967	32.318	286.4	19	1'46.798 *	18.835	33.352	21.998	32.613*	281.9
6	1'46.303	18.638	33.431	21.910	32.324	285.7	21st 52 Jeremy ALCOBA QJMOTOR Gresini M SPA Runs=2 Total laps=17 Full laps=14 Valid laps=12						
7	1'46.593	18.788	33.355	22.004	32.446	282.7	1	2'12.370	20.673	34.328	22.480	33.059	161.9
8	1'46.570	18.776	33.323	22.062	32.409	281.9	2	1'47.198	18.998	33.248	22.281	32.671	279.7
9	1'59.487 P	19.64*	35.163	22.279	42.399	282.7	3	1'46.694	18.893	33.187	22.040	32.574	282.7
10	14'02.549 *	19.705	33.816	22.129	32.878*	194.9	4	1'46.508	18.865	33.189	22.017	32.437	279.7
11	1'45.954	18.802	33.113	21.863	32.176	281.2	5	1'47.086	18.831	33.647	22.034	32.574	280.5
12	1'45.954	18.746	33.102	21.897	32.209	280.5	6	1'47.030	18.936	33.248	22.094	32.752	279.0
13	1'46.049	18.736	33.195	21.912	32.206	283.4	7	1'48.814 *	19.086	33.211	23.654*	32.863	279.0
14	1'45.653 *	18.584	33.032	21.899	32.138*	286.4	8	1'46.449	18.890	33.191	21.870	32.498	281.9
15	1'45.990	18.660	33.261	21.883	32.186	285.7	9	1'46.222	18.669	33.058	21.970	32.525	284.2
16	1'51.307 *	20.68*	34.859	22.619	33.149	288.0	10	2'05.593 P	19.002	35.521	27.884	43.186	276.9
19th 24 Marcos RAMIREZ OnlyFans American R SPA Runs=2 Total laps=18 Full laps=15 Valid laps=13							11	11'13.785 *	20.049	37.862	26.283	32.985*	177.0
1	1'54.047	22.945	35.347	22.588	32.984	186.2	12	1'46.635	18.887	33.298	21.944	32.506	281.9
2	1'51.088	19.010	33.510	22.086	36.482	287.2	13	2'04.543	18.743	35.588	29.909	40.303	281.2
3	1'46.967	18.966	33.349	22.078	32.574	284.2	14	1'47.066 *	19.021	33.298	22.116	32.631*	281.9
4	1'46.670	18.836	33.364	22.033	32.437	281.2	15	1'48.682	18.726	33.274	22.443	34.239	281.9
5	1'55.930	18.871	35.021	22.239	39.799	280.5	16	1'46.810	18.799	33.213	22.272	32.526	283.4
6	1'47.377	19.042	33.323	22.065	32.947	280.5	17	1'46.768	18.856	33.296	22.069	32.547	281.2
7	1'46.767	18.873	33.404	21.941	32.549	283.4	22nd 3 Lukas TULOVIC Liqui Moly Husqvarna GER Runs=2 Total laps=18 Full laps=15 Valid laps=8						
8	1'46.828	18.867	33.328	22.052	32.581	281.9	1	1'52.207	20.476	34.115	22.327	32.437	191.8
9	2'09.323 P	19.93*	38.448	23.465	47.475	277.6	2	1'45.876 *	18.899	33.036	21.874	32.067*	284.9
10	10'31.407	20.646	35.736	28.288	34.355	189.1	3	1'46.291 *	18.880	33.062	21.784*	32.565	282.7
11	1'48.537 *	19.110	33.393	23.608*	32.426	277.6	4	1'46.355	18.913	33.193	22.011	32.238	279.0

Fastest Lap: Manuel GONZALEZ Correos Prepaq Yam SPA **1'44.956** 18.464 32.627 21.784 32.081

These data/results cannot be reproduced, stored and/or transmitted in whole or in part by any manner of electronic, mechanical, photocopying, recording, broadcasting or otherwise now known or herein after developed without the previous express consent by the copyright owner, except for reproduction in daily press and regular printed publications on sale to the public within 60 days of the event related to those data/results and always provided that copyright symbol appears together as follows below.
© DORNA, 2023

Official MotoGP Timing by TISSOT
www.motogp.com

Barcelona, Friday, September 01, 2023

Page 4 of 6



Practice Nr. 2

Moto2

Lap	Lap Time	T1	T2	T3	T4	Speed	Lap	Lap Time	T1	T2	T3	T4	Speed
5	1'49.445	18.934	34.495	23.132	32.884	280.5	19	1'50.132 *	18.879	35.050	23.218	32.985*	278.3
6	1'46.527 *	18.908	33.146	21.964	32.509*	279.0	25th 16 Joe ROBERTS Italtrans Racing Team USA						
7	1'46.755	18.869	33.306	22.062	32.518	279.7	Runs=4 Total laps=13 Full laps=7 Valid laps=6						
8	1'58.506 P	18.949	33.421	22.192	43.944	281.9	1	3'19.271 P	24.643	43.807	26.703	46.733	117.0
9	11'10.355	19.527	34.043	22.500	32.588	182.4	2	4'32.290	21.686	34.991	22.763	33.284	148.9
10	1'46.094 *	18.793	33.095	21.875*	32.331	279.7	3	1'55.374	19.123	33.866	22.495	39.890	281.2
11	1'46.092 *	18.702	33.069	22.019*	32.302	280.5	4	1'48.582	19.161	34.059	22.457	32.905	281.2
12	1'47.183	18.770	33.671	22.277	32.465	279.7	5	2'05.725 P	19.170	33.815	25.806	46.934	279.0
13	1'46.655 *	18.778	33.177	22.135*	32.565	279.0	6	8'54.799	27.993	35.118	22.725	33.128	129.4
14	1'46.783	18.798	33.288	22.115	32.582	279.7	7	1'47.181	19.008	33.445	22.115	32.613	280.5
15	1'47.109	18.868	33.500	22.231	32.510	280.5	8	1'48.864	18.927	33.378	22.164	34.395	280.5
16	1'46.766	18.874	33.333	22.079	32.480	281.2	9	2'05.910 P	19.051	40.018	22.732*	44.109	280.5
17	1'46.462	18.753	33.280	22.065	32.364	282.7	10	6'14.408	27.047	34.248	22.547	32.902	94.3
18	1'47.438 *	18.863	33.732	22.281	32.562*	280.5	11	1'46.850	18.948	33.300	22.107	32.495	279.7
23rd 84 Zonta VD GOORBE Fieten Olie Racing GP NED													
Runs=2 Total laps=18 Full laps=15 Valid laps=10													
1	1'55.587	21.081	34.826	22.686	33.052	179.4	12	1'46.737	18.820	33.339	22.091	32.487	282.7
2	1'47.079	19.029	33.375	22.107	32.568	287.2	13	1'54.940 *	19.53*	37.697	22.428	35.279	283.4
3	1'50.256 *	18.862	33.248	22.090	36.056*	288.0	26th 28 Izan GUEVARA Asterius GASGAS As SPA						
4	1'46.501 *	18.828	33.200	22.062	32.411*	281.9	Runs=2 Total laps=16 Full laps=13 Valid laps=8						
5	1'46.406	18.769	33.290	21.947	32.400	281.9	1	2'41.907	22.764	35.972	24.579	34.287	171.1
6	1'46.400	18.774	33.316	21.884	32.426	282.7	2	1'48.867 *	19.374	33.860	22.618*	33.015	283.4
7	1'51.365	18.899	33.252	22.209	37.005	280.5	3	1'47.651 *	18.953	33.426	22.173*	33.099	285.7
8	1'57.321 P	18.804	33.273	22.368	42.876	283.4	4	1'47.023	18.910	33.354	22.088	32.671	283.4
9	10'17.727	21.231	34.863	23.137	33.376	154.7	5	1'46.774	18.822	33.250	22.064	32.638	284.2
10	1'48.126	19.065	33.744	22.338	32.979	278.3	6	1'48.387 *	18.872	34.156	22.430*	32.929	284.2
11	1'47.241	18.854	33.430	22.180	32.777	280.5	7	1'47.016	18.774	33.369	22.127	32.746	282.7
12	1'59.115 *	20.86*	42.361	22.778	33.115	280.5	8	2'00.047 P	18.787	35.121	22.782	43.357	282.7
13	1'58.501	18.927	33.366	31.055	35.153	279.7	9	12'14.440	21.035	36.278	22.600	33.228	160.0
14	1'55.838	18.876	33.497	22.351	41.114	279.0	10	1'47.337	18.859	33.490	22.181	32.807	279.7
15	1'46.958	18.893	33.415	22.105	32.545	281.2	11	1'46.769	18.778	33.354	21.947	32.690	281.2
16	1'50.728	18.793	34.087	22.502	35.346	281.9	12	1'47.061	18.692	33.405	22.107	32.857	281.2
17	1'46.797 *	18.751	33.426	21.974	32.646*	284.9	13	1'47.164	18.834	33.370	22.103	32.857	279.7
18	1'53.888 *	21.13*	36.954	22.685	33.110	281.2	14	1'47.215	18.786	33.407	22.076	32.946	281.9
24th 33 Rory SKINNER OnlyFans American R GBR													
Runs=2 Total laps=19 Full laps=16 Valid laps=14													
1	2'03.941	20.933	36.125	23.341	33.738	196.0	27th 67 Alberto SURRA Forward Team ITA						
2	1'47.719	19.079	33.725	22.235	32.680	286.4	Runs=3 Total laps=16 Full laps=11 Valid laps=11						
3	1'47.017	18.805	33.420	22.204	32.588	285.7	1	1'56.002	19.910	34.399	22.585	33.087	197.4
4	1'47.671	18.738	33.480	22.083	33.370	281.9	2	1'47.495	19.173	33.429	22.219	32.674	289.5
5	1'47.570	18.983	33.507	22.234	32.846	284.9	3	1'47.246	18.924	33.465	22.125	32.732	288.0
6	1'47.417	18.895	33.417	22.174	32.931	281.9	4	1'47.136	19.004	33.466	22.026	32.640	285.7
7	1'47.027	18.883	33.328	22.082	32.734	283.4	5	1'47.299	19.070	33.280	22.089	32.860	281.9
8	1'48.092	18.995	33.664	22.523	32.910	282.7	6	1'59.913 P	19.98*	34.006	22.167	43.759	279.7
9	1'46.882	18.915	33.273	22.117	32.577	279.7	7	11'31.333	28.560	39.911	25.129	37.331	84.1
10	1'58.940 P	18.958	34.560	23.509*	41.913	277.6	8	1'47.272	19.086	33.418	22.243	32.525	281.9
11	8'54.444 *	20.735	35.717	28.353	34.327*	186.2	9	1'51.297	18.899	33.243	22.123	37.032	282.7
12	1'49.214 *	19.152	33.690	23.407	32.965*	279.0	10	1'46.799	18.769	33.220	22.069	32.741	284.2
13	1'46.824	18.979	33.285	21.990	32.570	280.5	11	1'59.145	18.871	37.593	24.774	37.907	281.2
14	1'46.900	18.838	33.264	22.197	32.601	277.6	12	1'46.810	19.038	33.227	21.992	32.553	281.2
15	1'46.833	18.770	33.454	21.988	32.621	277.6	13	1'46.917	18.844	33.315	22.028	32.730	284.2
16	1'46.657	18.811	33.315	21.965	32.566	276.9	14	1'47.275	18.900	33.469	22.018	32.888	279.7
17	1'46.565	18.685	33.371	21.995	32.514	280.5	15	2'06.793 P	20.42*	38.862	22.247	45.262	279.7
18	1'47.268	18.791	33.491	22.203	32.783	279.0	16	3'11.485	20.878	36.122	22.504	33.191	185.5

Fastest Lap: Manuel GONZALEZ Correos Prepaq Yam SPA 1'44.956 18.464 32.627 21.784 32.081

These data/results cannot be reproduced, stored and/or transmitted in whole or in part by any manner of electronic, mechanical, photocopying, recording, broadcasting or otherwise now known or herein after developed without the previous express consent by the copyright owner, except for reproduction in daily press and regular printed publications on sale to the public within 60 days of the event related to those data/results and always provided that copyright symbol appears together as follows below.
© DORNA, 2023

Official MotoGP Timing by TISSOT
www.motogp.com

Barcelona, Friday, September 01, 2023

Page 5 of 6



Practice Nr. 2

Moto2

Lap	Lap Time	T1	T2	T3	T4	Speed	Lap	Lap Time	T1	T2	T3	T4	Speed	
28th	73	Mattia RATO				Pertamina Mandalika	ITA	14	1'47.924 *	18.908	33.552	22.272*	33.192	279.7
		Runs=2	Total laps=17	Full laps=14	Valid laps=11		15	1'47.253	18.791	33.390	22.131	32.941	284.2	
1	1'55.689	20.091	34.881	22.623	33.015	193.8	16	1'47.303	18.784	33.507	22.047	32.965	283.4	
2	1'47.290	19.092	33.449	22.148	32.601	290.3	17	1'47.751	18.920	33.667	22.113	33.051	281.9	
3	1'47.362	18.945	33.436	22.229	32.752	284.9	18	1'50.414 *	20.60*	34.300	22.423	33.090*	284.9	
4	1'47.670	19.049	33.600	22.210	32.811	280.5								
5	1'47.286	19.066	33.465	22.132	32.623	287.2								
6	1'52.659	18.988	33.919	22.133	37.619	285.7								
7	1'58.269 *	19.038	33.761	27.789*	37.681	279.0								
8	1'47.363	18.941	33.455	22.193	32.774	281.2								
9	2'01.815 P	18.875	34.767	22.751	45.422	280.5								
10	1'1'01.812 *	21.440	35.455	22.562	33.136*	159.0								
11	1'47.340	19.076	33.442	22.058	32.764	276.9								
12	1'47.413	18.988	33.478	22.162	32.785	276.9								
13	1'49.848 *	20.44*	34.582	22.130	32.691	275.5								
14	1'47.084	18.920	33.418	22.031	32.715	278.3								
15	1'47.313	18.892	33.574	22.269	32.578	278.3								
16	1'47.341	18.873	33.522	22.133	32.813	280.5								
17	1'52.099 *	20.85*	36.437	22.133	32.675	278.3								

29th	5	Kohta NOZANE				Correos Prepaqo Yam	JPN
		Runs=2	Total laps=18	Full laps=15	Valid laps=11		
1	2'04.004	21.552	36.405	23.510	33.530	187.5	
2	1'47.788	19.220	33.613	22.347	32.608	283.4	
3	1'47.126	18.951	33.337	22.238	32.600	284.9	
4	1'47.114 *	18.875	33.257	22.227	32.755*	279.0	
5	1'47.228	19.020	33.339	22.163	32.706	276.9	
6	1'47.436 *	18.987	33.553	22.148	32.748*	279.7	
7	1'51.778	19.067	36.506	22.945	33.260	278.3	
8	1'48.237	19.131	33.665	22.313	33.128	274.8	
9	1'48.319	19.241	33.601	22.262	33.215	274.1	
10	2'08.703 P	21.64*	39.594	22.901	44.559	273.4	
11	9'32.627	23.748	35.695	22.889	33.653	147.1	
12	1'48.633	19.351	33.772	22.359	33.151	272.7	
13	1'48.235 *	19.229	33.544	22.377*	33.085	272.0	
14	1'47.365	19.058	33.470	22.081	32.756	272.7	
15	1'47.783	19.407	33.521	22.074	32.781	275.5	
16	1'47.701	19.050	33.627	22.152	32.872	278.3	
17	1'52.681	18.973	38.558	22.416	32.734	274.1	
18	1'47.936 *	19.055	33.528	22.191*	33.162*	279.7	

30th	55	Yeray RUIZ				Forward Team	SPA
		Runs=2	Total laps=18	Full laps=15	Valid laps=7		
1	1'55.362	19.828	35.020	22.459	33.188	195.6	
2	1'47.137	18.819	33.464	22.103	32.751	288.0	
3	1'46.764 *	18.738	33.402	22.068*	32.556	287.2	
4	1'52.027 *	18.94*	34.257	22.064	36.763*	286.4	
5	1'51.826	18.886	33.531	22.134	37.275	284.9	
6	1'47.493 *	18.858	33.576	22.190	32.869*	281.9	
7	1'47.604 *	18.838	33.456	22.222	33.088*	281.9	
8	1'48.954 *	19.33*	34.454	22.248	32.914	278.3	
9	1'47.446	18.964	33.498	22.038	32.946	281.9	
10	2'00.597 P	19.26*	34.444	22.532	44.357	277.6	
11	9'58.862 *	19.102	34.010	22.271	32.872*	193.8	
12	1'47.475 *	18.732	33.611	22.315*	32.817	282.7	
13	1'50.585	18.840	34.397	22.302	35.046	280.5	

Fastest Lap: Manuel GONZALEZ Correos Prepaqo Yam SPA **1'44.956** 18.464 32.627 21.784 32.081

These data/results cannot be reproduced, stored and/or transmitted in whole or in part by any manner of electronic, mechanical, photocopying, recording, broadcasting or otherwise now known or herein after developed without the previous express consent by the copyright owner, except for reproduction in daily press and regular printed publications on sale to the public within 60 days of the event related to those data/results and always provided that copyright symbol appears together as follows below.
© DORNA, 2023

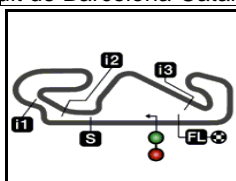
Official MotoGP Timing by TISSOT
www.motogp.com

Barcelona, Friday, September 01, 2023

Page 6 of 6

motogp





4657 m.

GRAN PREMI MONSTER ENERGY DE CATALUNYA

Practice Nr. 2

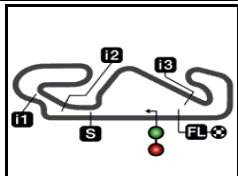
Best Partial Times

IT Ideal Lap Time, sum of the best partial times

BT Best Lap Time

T1		T2		T3		T4				IT	BT	
Pos	Rider	Time	Rider	Time	Rider	Time	Rider	Time	Pos	Rider	IT	BT
1	C.VIETTI	18.453	M.GONZALEZ	32.627	P.ACOSTA	21.609	A.LOPEZ	31.905	1	A.LOPEZ	1'44.853	1'44.975 (2)
2	M.GONZALEZ	18.464	A.CANET	32.635	A.ARENAS	21.641	S.LOWES	31.912	2	M.GONZALEZ	1'44.951	1'44.956 (1)
3	P.ACOSTA	18.471	A.LOPEZ	32.725	S.LOWES	21.711	A.ARENAS	31.920	3	A.CANET	1'44.964	1'45.180 (6)
4	A.LOPEZ	18.479	B.BENDSNEYDE	32.768	J.DIXON	21.717	P.ACOSTA	31.992	4	P.ACOSTA	1'44.969	1'45.067 (4)
5	F.SALAC	18.503	S.GARCIA	32.788	F.SALAC	21.723	A.CANET	32.001	5	A.ARENAS	1'44.981	1'45.010 (3)
6	A.ARENAS	18.529	S.LOWES	32.835	C.VIETTI	21.723	S.GARCIA	32.049	6	S.LOWES	1'45.097	1'45.107 (5)
7	F.ALDEGUER	18.531	A.OGURA	32.848	A.LOPEZ	21.744	A.OGURA	32.056	7	S.GARCIA	1'45.215	1'45.215 (7)
8	J.DIXON	18.564	A.ARENAS	32.891	A.CANET	21.749	F.ALDEGUER	32.068	8	A.OGURA	1'45.252	1'45.543 (11)
9	A.OGURA	18.565	P.ACOSTA	32.897	F.ALDEGUER	21.762	M.GONZALEZ	32.076	9	F.ALDEGUER	1'45.285	1'45.496 (10)
10	S.CHANTRA	18.567	J.DIXON	32.902	A.OGURA	21.783	J.DIXON	32.143	10	J.DIXON	1'45.326	1'45.478 (8)
11	B.BALTUS	18.573	T.ARBOLINO	32.922	M.GONZALEZ	21.784	S.AGIUS	32.176	11	C.VIETTI	1'45.358	1'45.484 (9)
12	S.GARCIA	18.576	F.ALDEGUER	32.924	T.ARBOLINO	21.793	B.BENDSNEYDE	32.184	12	B.BENDSNEYDE	1'45.383	1'45.635 (14)
13	B.BENDSNEYDE	18.578	B.BALTUS	32.973	S.GARCIA	21.802	C.VIETTI	32.207	13	T.ARBOLINO	1'45.534	1'45.599 (13)
14	A.CANET	18.579	C.VIETTI	32.975	D.FOGGIA	21.806	B.BALTUS	32.220	14	F.SALAC	1'45.562	1'45.595 (12)
15	S.AGIUS	18.584	D.FOGGIA	33.011	B.BALTUS	21.815	S.CHANTRA	32.221	15	B.BALTUS	1'45.581	1'45.670 (15)
16	T.ARBOLINO	18.591	S.AGIUS	33.032	M.RAMIREZ	21.849	T.ARBOLINO	32.228	16	S.AGIUS	1'45.655	1'45.954 (18)
17	D.FOGGIA	18.611	F.SALAC	33.034	B.BENDSNEYDE	21.853	L.TULOVIC	32.238	17	D.FOGGIA	1'45.705	1'45.881 (17)
18	S.LOWES	18.639	L.TULOVIC	33.036	S.AGIUS	21.863	D.FOGGIA	32.277	18	S.CHANTRA	1'45.774	1'45.848 (16)
19	M.RAMIREZ	18.653	J.ALCOBA	33.058	J.ALCOBA	21.870	F.SALAC	32.302	19	L.TULOVIC	1'45.850	1'46.355 (22)
20	J.ALCOBA	18.669	S.CHANTRA	33.073	B.GOMEZ	21.872	M.RAMIREZ	32.310	20	M.RAMIREZ	1'45.960	1'46.132 (19)
21	R.SKINNER	18.685	M.RAMIREZ	33.148	L.TULOVIC	21.874	B.GOMEZ	32.337	21	J.ALCOBA	1'46.034	1'46.222 (21)
22	B.GOMEZ	18.690	B.GOMEZ	33.183	Z.VD GOORBER	21.884	Z.VD GOORBER	32.400	22	B.GOMEZ	1'46.082	1'46.202 (20)
23	GUEVARA	18.692	Z.VD GOORBER	33.200	S.CHANTRA	21.913	J.ALCOBA	32.437	23	Z.VD GOORBER	1'46.235	1'46.400 (23)
24	L.TULOVIC	18.702	A.SURRA	33.220	I.GUEVARA	21.947	J.ROBERTS	32.487	24	R.SKINNER	1'46.428	1'46.565 (24)

These data/results cannot be reproduced, stored and/or transmitted in whole or in part by any manner of electronic, mechanical, photocopying, recording, broadcasting or otherwise now known or herein after developed without the previous express consent by the copyright owner, except for reproduction in daily press and regular printed publications on sale to the public within 60 days of the event related to those data/results and always provided that copyright symbol appears together as follows below.
© DORNA, 2023



4657 m.

GRAN PREMI MONSTER ENERGY DE CATALUNYA

Practice Nr. 2

Best Partial Times

Moto2™

IT Ideal Lap Time, sum of the best partial times

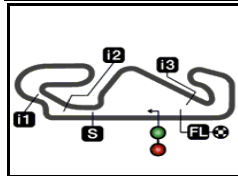
BT Best Lap Time

		T1		T2		T3		T4					
Pos	Rider	Time	Rider	Time	Rider	Time	Rider	Time	Pos	Rider	IT	BT	
25	Y.RUIZ	18.732	I.GUEVARA	33.250	R.SKINNER	21.965	R.SKINNER	32.514	25	A.SURRA	1'46.506	1'46.799	(27)
26	Z.VD GOORBER	18.751	K.NOZANE	33.257	A.SURRA	21.992	A.SURRA	32.525	26	I.GUEVARA	1'46.527	1'46.769	(26)
27	A.SURRA	18.769	R.SKINNER	33.264	M.RATO	22.031	Y.RUIZ	32.556	27	J.ROBERTS	1'46.698	1'46.737	(25)
28	J.ROBERTS	18.820	J.ROBERTS	33.300	Y.RUIZ	22.038	M.RATO	32.578	28	Y.RUIZ	1'46.716	1'47.137	(30)
29	M.RATO	18.873	Y.RUIZ	33.390	K.NOZANE	22.074	K.NOZANE	32.600	29	K.NOZANE	1'46.806	1'47.126	(29)
30	K.NOZANE	18.875	M.RATO	33.418	J.ROBERTS	22.091	I.GUEVARA	32.638	30	M.RATO	1'46.900	1'47.084	(28)

These data/results cannot be reproduced, stored and/or transmitted in whole or in part by any manner of electronic, mechanical, photocopying, recording, broadcasting or otherwise now known or herein after developed without the previous express consent by the copyright owner, except for reproduction in daily press and regular printed publications on sale to the public within 60 days of the event related to those data/results and always provided that copyright symbol appears together as follows below.
© DORNA, 2023

Official MotoGP Timing by  TISSOT
www.motogp.com



4657 m.

GRAN PREMI MONSTER ENERGY DE CATALUNYA

Practice Nr. 2

Fastest Laps Sequence

Practice Time	 Rider	Nation	Motorcycle	Time	Km/h	Rider's Lap
3'40.294	18 Manuel GONZALEZ	SPA	KALEX	1'46.182	157.8	2
4'25.776	11 Sergio GARCIA	SPA	KALEX	1'46.142	157.9	2
4'45.816	37 Pedro ACOSTA	SPA	KALEX	1'45.858	158.3	2
5'24.496	21 Alonso LOPEZ	SPA	BOSCOSCURO	1'45.731	158.5	3
5'57.478	12 Filip SALAC	CZE	KALEX	1'45.595	158.7	3
7'10.015	21 Alonso LOPEZ	SPA	BOSCOSCURO	1'45.519	158.8	4
12'27.654	54 Fermín ALDEGUER	SPA	BOSCOSCURO	1'45.496	158.9	7
13'21.155	75 Albert ARENAS	SPA	KALEX	1'45.483	158.9	7
15'06.505	75 Albert ARENAS	SPA	KALEX	1'45.350	159.1	8
27'49.842	22 Sam LOWES	GBR	KALEX	1'45.316	159.1	11
29'34.949	22 Sam LOWES	GBR	KALEX	1'45.107	159.5	12
34'55.375	21 Alonso LOPEZ	SPA	BOSCOSCURO	1'44.975	159.7	14
38'14.602	18 Manuel GONZALEZ	SPA	KALEX	1'44.956	159.7	14

These data/results cannot be reproduced, stored and/or transmitted in whole or in part by any manner of electronic, mechanical, photocopying, recording, broadcasting or otherwise now known or herein after developed without the previous express consent by the copyright owner, except for reproduction in daily press and regular printed publications on sale to the public within 60 days of the event related to those data/results and always provided that copyright symbol appears together as follows below.

© DORNA, 2023

Official MotoGP Timing by TISSOT
www.motogp.com

Barcelona, Friday, September 01, 2023

