

4657 m.

GRAN PREMI MONSTER ENERGY DE CATALUNYA

Practice Nr. 2

Classification

6

	Rider	Nation	Team	Motorcycle	Time	Lap	Total	Gap	Top Speed
1	48 Ivan ORTOLÁ	SPA	Angeluss MTA Team	KTM	1'48.702	14	14		243.7
2	95 Collin VEIJER	NED	Liqui Moly Husqvarna Intact GP	HUSQVARNA	1'48.916	12	17	0.214 0.214	236.3
3	24 Tatsuki SUZUKI	JPN	Leopard Racing	HONDA	1'49.024	12	12	0.322 0.108	242.6
4	54 Riccardo ROSSI	ITA	SIC58 Squadra Corse	HONDA	1'49.042	14	15	0.340 0.018	242.6
5	80 David ALONSO	COL	Gaviota GASGAS Aspar Team	GASGAS	1'49.107	13	13	0.405 0.065	240.5
6	96 Daniel HOLGADO	SPA	Red Bull KTM Tech3	KTM	1'49.171	13	13	0.469 0.064	242.1
7	5 Jaume MASIA	SPA	Leopard Racing	HONDA	1'49.210	14	14	0.508 0.039	238.4
8	99 José Antonio RUEDA	SPA	Red Bull KTM Ajo	KTM	1'49.273	13	14	0.571 0.063	241.6
9	72 Taiyo FURUSATO	JPN	Honda Team Asia	HONDA	1'49.292	13	13	0.590 0.019	243.2
10	71 Ayumu SASAKI	JPN	Liqui Moly Husqvarna Intact GP	HUSQVARNA	1'49.296	8	8	0.594 0.004	242.6
11	82 Stefano NEPA	ITA	Angeluss MTA Team	KTM	1'49.321	14	14	0.619 0.025	243.7
12	19 Scott OGDEN	GBR	VisionTrack Racing Team	HONDA	1'49.373	12	14	0.671 0.052	242.6
13	64 Mario AJI	INA	Honda Team Asia	HONDA	1'49.374	11	12	0.672 0.001	238.4
14	53 Deniz ÖNCÜ	TUR	Red Bull KTM Ajo	KTM	1'49.436	13	15	0.734 0.062	236.8
15	10 Diogo MOREIRA	BRA	MT Helmets - MSI	KTM	1'49.514	11	11	0.812 0.078	243.7
16	66 Joel KELSO	AUS	CFMOTO Racing PruestelGP	CFMOTO	1'49.596	9	15	0.894 0.082	238.9
17	44 David MUÑOZ	SPA	BOE Motorsports	KTM	1'49.737	13	15	1.035 0.141	237.3
18	63 Syarifuddin AZMAN	MAL	MT Helmets - MSI	KTM	1'49.755	12	12	1.053 0.018	244.8
19	38 David SALVADOR	SPA	CIP Green Power	KTM	1'49.805	12	12	1.103 0.050	240.5
20	7 Filippo FARIOLI	ITA	Red Bull KTM Tech3	KTM	1'49.907	11	11	1.205 0.102	240.5
21	6 Ryusei YAMANAKA	JPN	Gaviota GASGAS Aspar Team	GASGAS	1'49.937	10	14	1.235 0.030	234.7
22	18 Matteo BERTELLE	ITA	Rivacold Snipers Team	HONDA	1'50.043	14	15	1.341 0.106	237.3
23	22 Ana CARRASCO	SPA	BOE Motorsports	KTM	1'50.164	13	13	1.462 0.121	237.8
24	70 Joshua WHATLEY	GBR	VisionTrack Racing Team	HONDA	1'50.207	15	15	1.505 0.043	237.8
25	55 Romano FENATI	ITA	Rivacold Snipers Team	HONDA	1'50.229	12	14	1.527 0.022	231.7
26	92 David ALMANSA	SPA	Finetwork Intact GP	HUSQVARNA	1'50.339	11	12	1.637 0.110	236.8
27	43 Xavier ARTIGAS	SPA	CFMOTO Racing PruestelGP	CFMOTO	1'50.375	14	14	1.673 0.036	239.4
28	33 Tatchakorn BUASRI	THA	Honda Team Asia	HONDA	1'50.389	10	12	1.687 0.014	232.7
29	20 Lorenzo FELLON	FRA	CIP Green Power	KTM	1'50.437	12	13	1.735 0.048	238.9
30	27 Kaito TOBA	JPN	SIC58 Squadra Corse	HONDA	1'50.486	6	13	1.784 0.049	246.5

Practice condition: Dry

Air: 28°

Humidity: 67%

Ground: 42°

Fastest Lap:	Lap: 14	Ivan ORTOLÁ	1'48.702	154.2 Km/h
Best Race Lap:	2021	Darryn BINDER	1'48.209	154.9 Km/h
All Time Lap Record:	2021	Gabriel RODRIGO	1'47.597	155.8 Km/h

The results are provisional until the end of the limit for protest and appeals.

Time limit for protest expires 30' after publication of the results - Time:

These data/results cannot be reproduced, stored and/or transmitted in whole or in part by any manner of electronic, mechanical, photocopying, recording, broadcasting or otherwise now known or herein after developed without the previous express consent by the copyright owner, except for reproduction in daily press and regular printed publications on sale to the public within 60 days of the event related to those data/results and always provided that copyright symbol appears together as follows below.

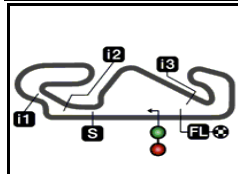
© DORNA, 2023

Official MotoGP Timing by TISSOT
www.motogp.com

Barcelona, Friday, September 01, 2023

moto3™






4657 m.

GRAN PREMI MONSTER ENERGY DE CATALUNYA

Practice Nr. 2

Combined Practice Times

7

	Rider	Nation	Team	MOTORCYCLE	P1	P2	Gap
1	5 J.MASIA	SPA	Leopard Racing	HONDA	1'48.300 13	1'49.210 14	
2	48 I.ORTOLÁ	SPA	Angeluss MTA Team	KTM	1'49.280 15	1'48.702 14	0.402 0.402
3	95 C.VEIJER	NED	Liqui Moly Husqvarna Intact GP	HUSQVARNA	1'49.030 12	1'48.916 12	0.616 0.214
4	53 D.ÖNCÜ	TUR	Red Bull KTM Ajo	KTM	1'48.956 13	1'49.436 13	0.656 0.040
5	18 M.BERTELLE	ITA	Rivacold Snipers Team	HONDA	1'49.012 14	1'50.043 14	0.712 0.056
6	24 T.SUZUKI	JPN	Leopard Racing	HONDA	1'49.015 14	1'49.024 12	0.715 0.003
7	54 R.ROSSI	ITA	SIC58 Squadra Corse	HONDA	1'49.273 14	1'49.042 14	0.742 0.027
8	80 D.ALONSO	COL	Gaviota GASGAS Aspar Team	GASGAS	1'49.813 14	1'49.107 13	0.807 0.065
9	96 D.HOLGADO	SPA	Red Bull KTM Tech3	KTM	1'49.361 13	1'49.171 13	0.871 0.064
10	99 J.RUEDA	SPA	Red Bull KTM Ajo	KTM	1'49.806 13	1'49.273 13	0.973 0.102
11	55 R.FENATI	ITA	Rivacold Snipers Team	HONDA	1'49.281 12	1'50.229 12	0.981 0.008
12	72 T.FURUSATO	JPN	Honda Team Asia	HONDA	1'49.712 14	1'49.292 13	0.992 0.011
13	82 S.NEPA	ITA	Angeluss MTA Team	KTM	1'49.295 12	1'49.321 14	0.995 0.003
14	71 A.SASAKI	JPN	Liqui Moly Husqvarna Intact GP	HUSQVARNA	1'49.600 14	1'49.296 8	0.996 0.001
15	19 S.OGDEN	GBR	VisionTrack Racing Team	HONDA	1'49.878 11	1'49.373 12	1.073 0.077
16	64 M.AJI	INA	Honda Team Asia	HONDA	1'50.782 12	1'49.374 11	1.074 0.001
17	10 D.MOREIRA	BRA	MT Helmets - MSI	KTM	1'50.001 11	1'49.514 11	1.214 0.140
18	6 R.YAMANAKA	JPN	Gaviota GASGAS Aspar Team	GASGAS	1'49.546 13	1'49.937 10	1.246 0.032
19	66 J.KELSO	AUS	CFMOTO Racing PruestelGP	CFMOTO	1'49.750 11	1'49.596 9	1.296 0.050
20	44 D.MUÑOZ	SPA	BOE Motorsports	KTM	1'50.195 11	1'49.737 13	1.437 0.141
21	63 S.AZMAN	MAL	MT Helmets - MSI	KTM	1'50.412 11	1'49.755 12	1.455 0.018
22	38 D.SALVADOR	SPA	CIP Green Power	KTM	1'50.178 15	1'49.805 12	1.505 0.050
23	7 F.FARIOLI	ITA	Red Bull KTM Tech3	KTM	1'49.919 11	1'49.907 11	1.607 0.102
24	92 D.ALMANSA	SPA	Finetwork Intact GP	HUSQVARNA	1'50.053 14	1'50.339 11	1.753 0.146
25	22 A.CARRASCO	SPA	BOE Motorsports	KTM	1'51.264 11	1'50.164 13	1.864 0.111
26	70 J.WHATLEY	GBR	VisionTrack Racing Team	HONDA	1'51.350 6	1'50.207 15	1.907 0.043
27	43 X.ARTIGAS	SPA	CFMOTO Racing PruestelGP	CFMOTO	1'50.718 12	1'50.375 14	2.075 0.168
28	33 T.BUASRI	THA	Honda Team Asia	HONDA	1'51.034 13	1'50.389 10	2.089 0.014
29	20 L.FELLON	FRA	CIP Green Power	KTM	1'50.883 14	1'50.437 12	2.137 0.048
30	27 K.TOBA	JPN	SIC58 Squadra Corse	HONDA	1'51.117 6	1'50.486 6	2.186 0.049

Pole Position Record:	2021	Gabriel RODRIGO	1'47.597	155.8 Km/h
Best Race Lap:	2021	Darryn BINDER	1'48.209	154.9 Km/h
All Time Lap Record:	2021	Gabriel RODRIGO	1'47.597	155.8 Km/h

The results are provisional until the end of the limit for protest and appeals.

Time limit for protest expires 60' after publication of the results - Time:

These data/results cannot be reproduced, stored and/or transmitted in whole or in part by any manner of electronic, mechanical, photocopying, recording, broadcasting or otherwise now known or herein after developed without the previous express consent by the copyright owner, except for reproduction in daily press and regular printed publications on sale to the public within 60 days of the event related to those data/results and always provided that copyright symbol appears together as follows below.

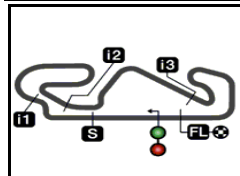
© DORNA, 2023

Official MotoGP Timing by TISSOT

www.motogp.com

Barcelona, Friday, September 01, 2023





4657 m.

GRAN PREMI MONSTER ENERGY DE CATALUNYA

Practice Nr. 2

Top Speed & Average

8



Rider	Nation	Motorcycle	Top 5 speeds					Average	Top
27 Kaito TOBA	JPN	HONDA	246.5	241.0	240.0	235.2	235.2	239.6	246.5
63 Syarifuddin AZMAN	MAL	KTM	244.8	244.3	241.6	240.5	240.0	242.2	244.8
10 Diogo MOREIRA	BRA	KTM	243.7	243.2	242.1	241.0	240.0	242.0	243.7
48 Ivan ORTOLÁ	SPA	KTM	243.7	238.9	234.7	234.2	233.7	236.5	243.7
82 Stefano NEPA	ITA	KTM	243.7	242.1	241.6	241.0	239.4	241.6	243.7
72 Taiyo FURUSATO	JPN	HONDA	243.2	236.3	235.2	234.2	233.2	236.4	243.2
19 Scott OGDEN	GBR	HONDA	242.6	240.0	238.4	237.8	236.8	239.1	242.6
24 Tatsuki SUZUKI	JPN	HONDA	242.6	236.8	236.3	235.8	235.8	237.5	242.6
54 Riccardo ROSSI	ITA	HONDA	242.6	242.1	237.8	237.8	236.8	239.4	242.6
71 Ayumu SASAKI	JPN	HUSQVARNA	242.6	239.4	238.9	237.3	236.3	238.5	242.6
96 Daniel HOLGADO	SPA	KTM	242.1	240.5	238.4	238.4	237.8	239.4	242.1
99 José Antonio RUEDA	SPA	KTM	241.6	241.0	240.5	238.4	237.3	239.4	241.6
7 Filippo FARIOLI	ITA	KTM	240.5	236.8	236.8	235.8	234.2	236.4	240.5
38 David SALVADOR	SPA	KTM	240.5	240.5	240.5	237.3	236.8	239.1	240.5
80 David ALONSO	COL	GASGAS	240.5	240.5	240.0	231.7	231.7	236.9	240.5
43 Xavier ARTIGAS	SPA	CFMOTO	239.4	235.8	235.8	234.7	233.7	235.9	239.4
20 Lorenzo FELLON	FRA	KTM	238.9	238.4	235.8	234.7	231.7	235.2	238.9
66 Joel KELSO	AUS	CFMOTO	238.9	236.8	235.8	233.7	232.2	235.5	238.9
5 Jaume MASIA	SPA	HONDA	238.4	237.8	237.3	236.8	236.3	237.3	238.4
64 Mario AJI	INA	HONDA	238.4	236.8	235.2	235.2	234.2	236.0	238.4
22 Ana CARRASCO	SPA	KTM	237.8	236.8	236.8	235.8	233.7	236.2	237.8
70 Joshua WHATLEY	GBR	HONDA	237.8	237.8	236.8	236.8	236.3	237.1	237.8
18 Matteo BERTELLE	ITA	HONDA	237.3	235.2	235.2	233.2	233.2	234.6	237.3
44 David MUÑOZ	SPA	KTM	237.3	236.8	236.3	235.2	235.2	236.2	237.3
53 Deniz ÖNCÜ	TUR	KTM	236.8	236.3	236.3	235.2	235.2	236.0	236.8
92 David ALMANSA	SPA	HUSQVARNA	236.8	235.8	235.8	235.2	232.7	235.3	236.8
95 Collin VEIJER	NED	HUSQVARNA	236.3	236.3	235.8	235.2	235.2	235.7	236.3
6 Ryusei YAMANAKA	JPN	GASGAS	234.7	232.7	232.2	231.7	231.7	232.6	234.7
33 Tatchakorn BUASRI	THA	HONDA	232.7	231.2	231.2	230.7	230.7	231.3	232.7
55 Romano FENATI	ITA	HONDA	231.7	231.7	229.2	228.3	228.3	229.8	231.7

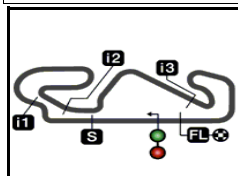
These data/results cannot be reproduced, stored and/or transmitted in whole or in part by any manner of electronic, mechanical, photocopying, recording, broadcasting or otherwise now known or herein after developed without the previous express consent by the copyright owner, except for reproduction in daily press and regular printed publications on sale to the public within 60 days of the event related to those data/results and always provided that copyright symbol appears together as follows below.

© DORNA, 2023

Official MotoGP Timing by TISSOT
www.motogp.com

Barcelona, Friday, September 01, 2023





4657 m.

GRAN PREMI MONSTER ENERGY DE CATALUNYA

Practice Nr. 2

Chronological Analysis of Performances

9

* Lap / Sector time cancelled

T1 Time from finish line to 1st intermediate

T3 Time from 2nd intermed. to 3rd intermed.

P Crossing the finish line in pit lane

T2 Time from 1st intermed. to 2nd intermed.

T4 Time from 3rd intermediate to finish line

Lap	Lap Time	T1	T2	T3	T4	Speed	Lap	Lap Time	T1	T2	T3	T4	Speed	
1st	48	Ivan ORTOLÁ Angeluss MTA Team SPA						8	8'58.354 *	21.760	34.646	23.473*	33.444	144.7
		Runs=3	Total laps=14	Full laps=9	Valid laps=8		9	1'51.355	20.411	34.451	23.173	33.320	235.8	
1	2'11.294	19.572	35.429	23.850	33.837	167.4	10	2'01.755 P	20.551	34.333	23.220	43.651	233.2	
2	1'52.007	20.727	34.446	23.402	33.432	231.7	11	6'01.254 *	32.186	43.187	22.946*	32.475*	117.7	
3	1'51.329	20.539	34.322	23.251	33.217	234.2	12	1'49.024	20.133	33.683	22.828	32.380	242.6	
4	1'50.859	20.483	34.176	23.190	33.010	233.2	4th	54	Riccardo ROSSI SIC58 Squadra Corse ITA					
5	1'51.396 *	20.556	34.317	23.272*	33.251	231.7			Runs=3	Total laps=15	Full laps=10	Valid laps=8		
6	2'05.073 P	21.79*	36.828	23.721*	42.727	230.7	1	2'44.939	19.987	36.341	26.333	36.649	161.4	
7	4'58.266 *	19.993	36.422	23.396	33.304*	160.0	2	1'51.051 *	20.524	34.223	23.231*	33.073	236.8	
8	1'50.901	20.621	34.109	23.156	33.015	231.2	3	1'50.415 *	20.386	34.043	23.134*	32.852	237.8	
9	1'50.613	20.387	34.093	23.073	33.060	233.7	4	1'50.357	20.250	33.995	23.076	33.036	242.6	
10	2'01.776 P	20.343	34.495	23.519*	43.419	233.7	5	1'55.387	20.398	34.921	24.279	35.789	242.1	
11	7'18.091	19.815	34.431	23.333	37.581	169.5	6	1'50.833	20.582	34.112	23.257	32.882	234.2	
12	1'56.292	20.617	38.661	23.250	33.764	234.7	7	1'50.633	20.319	34.081	23.293	32.940	237.8	
13	1'48.971	20.264	33.344	22.848	32.515	238.9	8	2'11.588 P	20.786	40.923	25.080	44.799	234.7	
14	1'48.702	19.970	33.563	22.775	32.394	243.7	9	6'00.785	25.377	37.823	23.630	33.400	149.3	
2nd	95	Collin VEIJER Liqui Moly Husqvarna NED						10	1'51.027	20.550	34.173	23.289	33.015	231.2
		Runs=2	Total laps=17	Full laps=14	Valid laps=12		11	2'06.450 P	21.55*	36.759	23.760	44.379	231.2	
1	3'12.101	18.643	34.902	23.425	33.279	173.9	12	5'15.785	18.999	34.680	23.318	32.772	166.6	
2	1'50.806 *	20.427	34.114	23.401*	32.864	235.2	13	1'49.472	20.409	33.546	22.987	32.530	232.2	
3	1'50.637	20.508	34.102	23.239	32.788	235.2	14	1'49.042	20.317	33.458	22.856	32.411	231.2	
4	1'50.295	20.378	33.998	23.130	32.789	235.2	15	1'49.443	20.326	33.567	22.992	32.558	233.2	
5	1'50.009	20.286	33.847	23.059	32.817	233.7	5th	80	David ALONSO Gaviota GASGAS Asp COL					
6	1'50.339	20.355	33.899	23.080	33.005	233.7			Runs=2	Total laps=13	Full laps=10	Valid laps=5		
7	2'03.144 P	20.64*	35.138	24.611	42.753	234.2	1	2'04.942	20.818	35.332	23.589	33.807	167.4	
8	5'08.167	21.095	34.658	23.417	32.949	161.4	2	1'51.841 *	20.846	34.504	23.274	33.217*	230.2	
9	1'49.401	20.359	33.619	22.891	32.532	234.7	3	1'51.786 *	20.561	34.334	23.379*	33.512	240.0	
10	1'49.208	20.230	33.620	22.925	32.433	235.8	4	1'52.310 *	20.788	34.314	23.291	33.917*	231.2	
11	1'49.013	20.121	33.523	22.958	32.411	236.3	5	1'51.638	20.612	34.394	23.319	33.313	231.7	
12	1'48.916	20.222	33.473	22.840	32.381	234.2	6	1'51.343 *	20.684	34.373	23.152	33.134*	230.7	
13	1'51.484 *	21.23*	34.496	23.104	32.647	232.2	7	1'51.392	20.677	34.306	23.246	33.163	230.7	
14	1'57.529	20.421	33.608	24.190	39.310	233.2	8	1'51.587 *	20.632	34.344	23.334*	33.277*	230.2	
15	1'52.116	20.349	33.684	23.191	34.892	232.2	9	2'04.638 P	21.204	35.108	23.823	44.503	226.8	
16	1'52.604	20.392	33.862	23.935	34.415	236.3	10	12'29.589	18.466	34.357	22.951	36.357	176.4	
17	1'49.664	20.355	33.622	22.921	32.766	234.2	11	1'56.103	20.654	38.493	23.332	33.624	231.7	
3rd	24	Tatsuki SUZUKI Leopard Racing JPN						12	1'49.212	20.217	33.540	22.925	32.530	240.5
		Runs=3	Total laps=12	Full laps=7	Valid laps=4		13	1'49.107	20.071	33.761	22.860	32.415	240.5	
1	3'06.664	22.416	35.164	24.037	34.238	132.3	6th	96	Daniel HOLGADO Red Bull KTM Tech3 SPA					
2	1'51.613 *	20.576	34.312	23.365*	33.360	236.3			Runs=3	Total laps=13	Full laps=8	Valid laps=7		
3	1'50.749 *	20.539	34.101	23.090*	33.019*	235.8	1	2'42.025	20.273	34.774	24.563	33.866	162.4	
4	1'50.166 *	20.277	33.846	23.247*	32.796	236.8	2	1'50.922	20.459	34.233	23.134	33.096	237.8	
5	1'50.195	20.442	33.930	23.042	32.781	233.2	3	1'50.919	20.409	34.457	23.095	32.958	238.4	
6	1'51.399	20.543	34.367	23.187	33.302	233.7	4	1'50.524	20.266	34.090	23.077	33.091	242.1	
7	2'15.069 P	20.552	35.658	31.207	47.652	232.2								

Fastest Lap: Ivan ORTOLÁ Angeluss MTA Team SPA **1'48.702** 19.970 33.563 22.775 32.394

These data/results cannot be reproduced, stored and/or transmitted in whole or in part by any manner of electronic, mechanical, photocopying, recording, broadcasting or otherwise now known or herein after developed without the previous express consent by the copyright owner, except for reproduction in daily press and regular printed publications on sale to the public within 60 days of the event related to those data/results and always provided that copyright symbol appears together as follows below.
© DORNA, 2023

Practice Nr. 2

Moto3

Lap	Lap Time	T1	T2	T3	T4	Speed	Lap	Lap Time	T1	T2	T3	T4	Speed
5	1'54.988 *	20.515	34.264	23.566*	36.643	232.7	11	1'49.640	20.384	33.613	23.094	32.549	236.3
6	2'00.141 P	20.540	34.156	23.287*	42.158	234.7	12	1'58.906 *	21.82*	38.931	24.498	33.649*	235.2
7	7'15.652	19.271	34.520	23.347	33.237	171.4	13	1'49.292	20.199	33.571	22.897	32.625	243.2
8	1'50.983	20.596	34.120	23.119	33.148	233.7	10th 71 Ayumu SASAKI Liqui Moly Husqvarna JPN Runs=3 Total laps=8 Full laps=4 Valid laps=2						
9	1'50.764	20.441	34.086	23.117	33.120	234.7	1	2'57.808	19.131	35.268	23.454	33.464	167.9
10	2'03.889 P	20.458	34.899	24.708	43.824	234.7	unfinished	20.565	34.248	236.3			
11	6'26.224 *	19.870	38.856	23.559*	33.626	154.5	2	1'50.397 *	18.348	35.107	23.516*	33.426	175.6
12	1'49.292	20.220	33.522	22.985	32.565	238.4	3	1'50.781 *	20.496	34.077	23.130*	33.078	236.3
13	1'49.171	20.023	33.639	22.928	32.581	240.5	4	1'59.598 P	20.426	34.045	23.216	41.911	237.3
7th 5 Jaume MASIA Leopard Racing SPA Runs=3 Total laps=14 Full laps=9 Valid laps=5						5	6'14.565 *	18.644	34.202	23.100*	34.393	173.0	
1	3'07.633	20.396	34.912	23.739	34.165	160.7	6	1'49.508 *	20.082	33.532	23.039*	32.855	239.4
2	1'50.584 *	20.324	33.901	23.471*	32.888	235.2	7	1'55.335 *	21.37*	36.573	23.275	34.116	238.9
3	1'50.443 *	20.447	34.024	22.988	32.984*	237.3	8	1'49.296	20.094	33.817	22.921	32.464	242.6
4	1'50.314 *	20.372	33.866	23.164*	32.912	233.7	11th 82 Stefano NEPA Angeluss MTA Team ITA Runs=3 Total laps=14 Full laps=9 Valid laps=7						
5	1'50.203	20.392	33.888	23.038	32.885	232.7	1	2'45.464	24.296	41.246	25.455	34.550	148.7
6	2'04.655 P	21.17*	36.234	24.988	42.259	230.7	2	1'50.729	20.506	34.036	23.215	32.972	237.3
7	6'12.264	21.614	35.629	23.531	33.034	165.8	3	1'50.329	20.319	34.107	23.108	32.795	242.1
8	1'49.901	20.318	33.761	22.998	32.824	236.8	4	1'50.521	20.280	34.031	23.054	33.156	243.7
9	1'49.472	20.162	33.752	22.958	32.600	238.4	5	1'50.553 *	20.316	33.946	23.137	33.154*	241.6
10	2'01.821 P	20.184	33.917	23.484	44.236	236.3	6	2'03.468 P	20.482	33.982	23.355*	45.649	238.4
11	5'00.030	20.702	35.987	24.079	33.888	161.4	7	7'10.159	19.327	34.741	23.444	33.299	166.9
12	1'49.387 *	20.443	33.538	22.819	32.587*	230.7	8	1'50.799	20.667	34.062	23.122	32.948	230.7
13	1'55.104	20.288	33.444	22.874	38.498	232.2	9	1'50.473	20.529	33.933	23.173	32.838	231.7
14	1'49.210	20.245	33.617	22.774	32.574	237.8	10	2'00.375 P	20.05*	35.280	23.839	41.199	233.7
8th 99 José Antonio RUED Red Bull KTM Ajo SPA Runs=3 Total laps=14 Full laps=9 Valid laps=9						11	4'40.010	18.711	34.397	23.220	38.568	173.9	
1	2'42.622	19.916	36.043	26.373	34.138	169.0	12	1'49.509	20.283	33.452	22.976	32.798	241.0
2	1'51.483	20.716	34.289	23.163	33.315	241.6	13	1'57.658 *	21.62*	40.412	23.108*	32.512	239.4
3	1'50.738	20.430	34.301	23.149	32.858	240.5	14	1'49.321	20.428	33.555	22.976	32.362	233.7
4	1'50.435	20.350	33.925	23.114	33.046	241.0	12th 19 Scott OGDEN VisionTrack Racing T GBR Runs=2 Total laps=14 Full laps=11 Valid laps=10						
5	1'50.883	20.371	34.107	23.213	33.192	237.3	1	2'36.422	25.254	36.295	24.078	36.761	133.1
6	1'51.091	20.465	34.317	23.225	33.084	237.3	2	1'52.520	20.670	34.631	23.650	33.569	236.8
7	2'03.897 P	21.13*	36.183	23.591	42.988	232.2	3	1'58.731	20.786	35.644	23.779	38.522	234.2
8	4'26.638	19.826	35.847	23.594	33.179	166.1	4	1'55.336	20.501	36.221	23.972	34.642	235.8
9	1'51.090	20.611	34.177	23.151	33.151	236.3	5	1'51.898 *	20.388	34.578	23.451	33.481*	240.0
10	2'05.021 P	20.51*	35.790	23.682	45.033	234.2	6	1'51.345	20.735	34.231	23.324	33.055	231.2
11	7'14.450 *	21.795	36.624	23.400*	34.646	137.2	7	1'52.281	20.523	34.376	23.736	33.646	237.8
12	1'50.214	20.644	33.861	23.043	32.666	230.7	8	1'51.932	20.729	34.416	23.495	33.292	233.2
13	1'49.273	20.229	33.611	22.865	32.568	238.4	9	1'51.956	20.771	34.362	23.399	33.424	229.2
14	1'52.058	20.324	35.798	23.182	32.754	235.2	10	2'03.199 P	20.694	34.336	23.960	44.209	230.2
9th 72 Taiyo FURUSATO Honda Team Asia JPN Runs=2 Total laps=13 Full laps=10 Valid laps=7						11	9'53.829	21.282	34.548	24.327	35.569	138.4	
1	2'04.350	20.283	35.540	23.969	33.839	168.4	12	1'49.373	20.091	33.576	23.112	32.594	242.6
2	1'52.272	20.763	34.643	23.428	33.438	231.7	13	1'49.436	20.457	33.627	22.946	32.406	232.2
3	1'51.982 *	20.534	34.549	23.372*	33.527	234.2	14	1'51.946	20.177	35.487	23.460	32.822	238.4
4	1'51.248 *	20.438	34.181	23.319*	33.310*	233.2	13th 64 Mario AJI Honda Team Asia INA Runs=2 Total laps=12 Full laps=9 Valid laps=6						
5	1'51.539	20.602	34.289	23.353	33.295	230.7	1	2'36.626	20.207	35.802	28.210	37.092	150.0
6	1'51.653	20.602	34.319	23.360	33.372	230.2	2	1'52.628	20.706	34.762	23.776	33.384	231.7
7	1'51.467	20.699	34.151	23.346	33.271	229.7	3	1'54.559	20.632	35.032	23.586	35.309	235.2
8	1'51.174	20.636	34.062	23.249	33.227	230.2	4	1'52.110 *	20.822	34.660	23.357*	33.271*	235.2
9	2'08.410 P	23.74*	35.735	24.404	44.524	227.3							
10	12'25.126	19.695	34.257	23.277	35.114	169.2							

Fastest Lap: Ivan ORTOLÁ Angeluss MTA Team SPA **1'48.702** 19.970 33.563 22.775 32.394

These data/results cannot be reproduced, stored and/or transmitted in whole or in part by any manner of electronic, mechanical, photocopying, recording, broadcasting or otherwise now known or herein after developed without the previous express consent by the copyright owner, except for reproduction in daily press and regular printed publications on sale to the public within 60 days of the event related to those data/results and always provided that copyright symbol appears together as follows below.
© DORNA, 2023

Practice Nr. 2

Moto3

Lap	Lap Time	T1	T2	T3	T4	Speed	Lap	Lap Time	T1	T2	T3	T4	Speed
5	1'51.824 *	20.816	34.433	23.260	33.315*	230.2	14	1'50.757 *	20.07*	34.652	23.250	32.781	230.7
6	1'53.795 *	20.659	34.450	23.515*	35.171*	232.7	15	1'50.003	20.223	33.750	23.095	32.935	238.9
7	1'52.429	21.075	34.622	23.582	33.150	226.4	17th 44 David MUÑOZ BOE Motorsports SPA						
8	2'06.450 P	20.934	36.866	23.979	44.671	228.3	Runs=3 Total laps=15 Full laps=10 Valid laps=9						
9	13'38.900 *	23.554	38.207	24.680	35.262*	115.8	1	2'36.071	21.993	35.742	24.391	37.251	154.2
10	1'49.620	20.494	33.594	23.042	32.490	234.2	2	1'53.080	20.730	35.155	23.640	33.555	234.7
11	1'49.374	20.165	33.920	22.932	32.357	238.4	3	1'54.510	20.648	34.910	23.859	35.093	236.3
12	1'52.036	20.199	35.662	23.418	32.757	236.8	4	1'50.830	20.399	34.333	23.132	32.966	237.3
14th 53 Deniz ÖNCÜ Red Bull KTM Ajo TUR							5	1'51.469	20.555	34.246	23.285	33.383	234.7
Runs=2 Total laps=15 Full laps=12 Valid laps=7							6	1'51.423 *	20.575	34.583	23.252*	33.013	230.7
1	3'52.295 *	19.837	34.526	24.053	33.555*	168.2	7	2'05.271 P	20.720	34.847	23.544	46.160	232.2
2	1'50.975 *	20.512	33.993	23.179*	33.291	236.3	8	6'52.919	22.805	35.892	23.885	33.511	137.9
3	1'50.481	20.471	33.824	23.200	32.986	235.2	9	1'51.454	20.460	34.383	23.341	33.270	235.2
4	1'50.632 *	20.451	33.940	23.076	33.165*	234.7	10	1'51.057	20.336	34.371	23.088	33.262	235.2
5	1'50.279	20.394	33.883	23.032	32.970	234.2	11	2'01.108 P	20.11*	35.380	23.882	41.731	232.2
6	1'50.246	20.340	33.901	23.093	32.912	233.2	12	4'37.923	20.665	38.293	26.289	39.416	160.4
7	1'50.329	20.448	33.848	23.090	32.943	233.2	13	1'49.737	20.412	33.604	22.972	32.749	236.8
8	1'50.075 *	20.452	33.727	22.982*	32.914	232.7	14	1'49.987	20.367	34.009	22.894	32.717	232.7
9	1'50.151	20.305	33.817	23.056	32.973	234.2	15	1'50.898	20.483	34.555	22.997	32.863	232.7
10	1'50.314	20.291	33.870	23.140	33.013	236.3	18th 63 Syarifuddin AZMAN MT Helmets - MSI MAL						
11	2'00.143 P	20.334	34.380	23.523*	41.906	236.8	Runs=3 Total laps=12 Full laps=7 Valid laps=6						
12	7'12.919 *	19.438	34.149	23.422	35.331*	171.1	1	2'42.841	20.214	34.844	25.280	33.716	170.8
13	1'49.436	20.332	33.524	22.908	32.672	235.2	2	1'51.880	20.763	34.450	23.395	33.272	241.6
14	1'49.451 *	20.322	33.626	22.851*	32.652	233.2	3	1'51.127	20.479	34.356	23.241	33.051	244.8
15	1'51.676 *	20.18*	35.499	23.051	32.941	234.2	4	1'51.436 *	20.617	34.361	23.313*	33.145	240.5
15th 10 Diogo MOREIRA MT Helmets - MSI BRA							5	1'50.929	20.292	34.162	23.316	33.159	244.3
Runs=3 Total laps=11 Full laps=6 Valid laps=5							6	2'06.244 P	20.607	37.848	23.867	43.922	235.8
1	2'42.752	20.012	34.793	25.554	33.949	162.8	7	9'52.276 *	23.980	35.830	23.639*	33.495	161.4
2	1'51.603 *	20.399	34.326	23.308	33.570*	243.7	8	1'51.414	20.501	34.230	23.347	33.336	236.3
3	1'50.806	20.393	34.304	23.103	33.006	241.0	9	2'05.837 P	21.31*	36.148	23.842	44.528	228.8
4	1'50.912	20.426	34.088	23.233	33.165	240.0	10	5'34.053	19.279	40.791	24.316	40.045	167.9
5	1'51.292	20.334	34.167	23.258	33.533	237.3	11	1'50.142	20.520	33.799	23.169	32.654	240.0
6	2'06.563 P	21.07*	37.883	24.561*	43.043	234.7	12	1'49.755	20.332	33.686	23.093	32.644	238.4
7	10'55.784 *	20.433	34.519	23.544*	33.560	159.0	19th 38 David SALVADOR CIP Green Power SPA						
8	2'00.769 P	20.612	34.551	23.478	42.128	232.7	Runs=3 Total laps=12 Full laps=7 Valid laps=6						
9	6'26.870	21.003	37.723	23.411	33.649	160.2	1	2'24.564	21.265	35.794	24.524	36.107	157.2
10	1'49.575	20.258	33.704	22.941	32.672	243.2	2	1'52.679 *	20.879	34.709	23.604*	33.487	235.2
11	1'49.514	20.037	33.671	22.971	32.835	242.1	3	1'52.236	20.655	34.739	23.407	33.435	237.3
16th 66 Joel KELSO CFMOTO Racing Pru AUS							4	1'51.418	20.518	34.421	23.215	33.264	236.8
Runs=2 Total laps=15 Full laps=12 Valid laps=8							5	2'02.462 P	20.413	34.944	23.798	43.307	240.5
1	2'47.760	20.010	35.434	25.591	34.190	169.8	6	9'12.959	19.598	35.269	23.750	33.877	166.6
2	1'51.921	20.734	34.394	23.397	33.396	231.7	7	1'52.917	20.765	34.832	23.575	33.745	232.7
3	1'51.377 *	20.548	34.286	23.333	33.210*	232.2	8	1'52.384	20.647	34.644	23.489	33.604	234.2
4	1'51.656 *	20.623	34.155	23.348*	33.530*	230.7	9	2'02.242 P	20.623	35.349	23.527*	42.743	233.7
5	1'52.345	20.736	34.591	23.473	33.545	230.7	10	6'33.573 *	21.531	38.151	23.630*	33.517	138.2
6	1'50.827	20.351	34.040	23.260	33.176	235.8	11	1'49.835	20.335	33.883	22.980	32.637	240.5
7	2'04.410 P	20.732	35.123	24.337	44.218	230.2	12	1'49.805	20.313	33.762	23.011	32.719	240.5
8	8'16.270	20.673	36.453	23.830	35.132	159.5	20th 7 Filippo FARIOLI Red Bull KTM Tech3 ITA						
9	1'49.596	20.316	33.513	23.028	32.739	233.7	Runs=2 Total laps=11 Full laps=8 Valid laps=3						
10	1'50.618	20.304	33.841	23.345	33.128	236.8	1	2'43.553	19.728	34.892	25.354	33.765	170.6
11	1'50.644	20.493	33.838	23.183	33.130	226.8	2	1'51.610	20.718	34.271	23.405	33.216	234.2
12	1'51.983 *	20.59*	34.642	23.403	33.342	225.0	3	1'50.851	20.542	34.131	23.187	32.991	235.8
13	1'51.113	20.602	34.131	23.332	33.048	226.8							

Fastest Lap: Ivan ORTOLÁ Anqeluss MTA Team SPA **1'48.702** 19.970 33.563 22.775 32.394

These data/results cannot be reproduced, stored and/or transmitted in whole or in part by any manner of electronic, mechanical, photocopying, recording, broadcasting or otherwise now known or herein after developed without the previous express consent by the copyright owner, except for reproduction in daily press and regular printed publications on sale to the public within 60 days of the event related to those data/results and always provided that copyright symbol appears together as follows below.
© DORNA, 2023

Practice Nr. 2

Moto3

Lap	Lap Time	T1	T2	T3	T4	Speed	Lap	Lap Time	T1	T2	T3	T4	Speed
4	1'50.611 *	20.342	33.934	23.136	33.199*	240.5	11	1'51.226	20.759	34.128	23.001	33.338	230.2
5	1'50.766 *	20.440	34.015	23.234	33.077*	236.8	12	1'57.028 *	21.37*	39.287	23.406	32.957	230.7
6	1'54.281 *	20.43*	36.097	23.708*	34.044*	234.2	13	1'50.164	20.402	33.839	23.069	32.854	236.8
7	1'54.604 *	20.742	36.536	23.726	33.600*	230.2	24th 70 Joshua WHATLEY VisionTrack Racing T GBR Runs=3 Total laps=15 Full laps=10 Valid laps=8						
8	2'00.765 P	20.734	34.312	23.422	42.297	227.8	1	2'41.941	21.404	36.294	24.813	37.465	153.8
9	15'39.146 *	21.012	36.786	23.558*	32.987	167.7	2	1'51.313	20.750	34.187	23.294	33.082	236.3
10	1'50.481 *	20.494	33.947	23.349*	32.691	231.2	3	1'51.064	20.405	34.435	23.194	33.030	237.8
11	1'49.907	20.495	33.614	22.935	32.863	236.8	4	1'51.119	20.429	34.200	23.379	33.111	236.8
21st 6 Ryusei YAMANAKA Gaviota GASGAS Asp JPN Runs=2 Total laps=14 Full laps=11 Valid laps=6							5	1'51.151	20.377	34.301	23.373	33.100	236.8
1	2'22.533	21.681	35.336	24.406	34.820	160.7	6	1'51.640 *	20.494	34.429	23.568*	33.149	231.7
2	1'52.215 *	20.835	34.663	23.409	33.308*	230.7	7	2'10.000 P	20.646	34.324	24.424*	50.606	230.7
3	1'55.830 *	20.811	34.466	24.553*	36.000	230.2	8	6'02.567	23.476	37.593	23.454	32.860	132.5
4	1'51.409	20.731	34.241	23.331	33.106	231.7	9	1'55.554	20.764	37.834	23.681	33.275	234.7
5	1'51.604	20.504	34.222	23.215	33.663	232.2	10	1'51.800	20.441	34.295	23.318	33.746	237.8
6	1'51.023	20.547	34.146	23.199	33.131	234.7	11	2'05.342 P	20.462	34.036	25.549	45.295	232.7
7	1'51.375	20.819	34.067	23.258	33.231	227.8	12	3'24.008	20.457	35.796	23.697	34.537	161.6
8	2'02.150 P	20.765	34.536	23.346	43.503	228.3	13	1'50.363	20.469	33.856	23.161	32.877	232.2
9	11'14.475 *	21.740	37.331	23.716*	32.793	141.3	14	1'54.222 *	21.13*	35.115	23.472	34.498	230.2
10	1'49.937	20.470	33.711	22.927	32.829	231.2	15	1'50.207	20.414	33.890	23.070	32.833	234.7
11	1'59.202 *	20.756	33.938	23.606*	40.902	227.8	25th 55 Romano FENATI Rivacold Snipers Tea ITA Runs=3 Total laps=14 Full laps=9 Valid laps=7						
12	1'50.958 *	20.508	33.738	23.231	33.481*	232.7	1	2'39.670	21.627	35.518	23.818	33.264	164.8
13	1'52.955 *	20.668	33.766	23.085	35.436*	228.3	2	1'51.854 *	20.509	34.814	23.483	33.048*	231.7
14	1'49.984	20.610	33.670	22.954	32.750	231.7	3	1'51.141	20.508	34.217	23.288	33.128	231.7
22nd 18 Matteo BERTELLE Rivacold Snipers Tea ITA Runs=3 Total laps=15 Full laps=10 Valid laps=8							4	2'08.202 P	23.988	37.452	23.973	42.789	213.8
1	2'40.941	21.340	37.546	24.322	36.068	159.2	5	6'07.374 *	20.679	34.606	24.187*	33.330*	164.1
2	1'51.238	20.537	34.277	23.347	33.077	235.2	6	1'51.166	20.770	34.101	23.304	32.991	226.8
3	1'50.602 *	20.391	34.171	23.123	32.917*	237.3	7	1'50.470	20.560	34.019	23.176	32.715	228.3
4	1'56.073	20.430	34.126	23.151	38.366	233.2	8	1'50.397	20.464	33.795	23.221	32.917	229.2
5	1'51.183	20.559	34.133	23.336	33.155	233.2	9	2'04.976 P	20.989	36.492	23.664	43.831	226.8
6	1'59.952 P	20.486	33.908	23.193*	42.365	233.2	10	6'32.560 *	21.366	34.039	23.054	32.923*	161.1
7	4'43.033	21.548	34.732	23.476	33.154	157.2	11	1'50.194 *	20.615	33.596	23.151*	32.832	226.4
8	1'51.242	20.766	34.150	23.426	32.900	228.3	12	1'50.229	20.565	33.782	23.078	32.804	226.4
9	1'50.823	20.516	34.004	23.334	32.969	228.8	13	1'50.273	20.541	33.793	23.101	32.838	225.9
10	1'50.336 *	20.346	33.913	23.148*	32.929	230.2	14	1'50.427	20.497	33.880	23.163	32.887	228.3
11	1'50.228	20.495	33.795	23.115	32.823	231.7	26th 92 David ALMANSA Finetwork Intact GP SPA Runs=2 Total laps=12 Full laps=9 Valid laps=7						
12	2'05.510 P	21.85*	36.789	24.051	42.812	226.8	1	2'42.895	20.352	35.020	24.645	33.582	168.4
13	5'00.098	20.484	37.174	23.755	33.124	161.9	2	1'51.505	20.532	34.362	23.422	33.189	235.2
14	1'50.043	20.586	33.739	23.048	32.670	230.7	3	1'51.151	20.504	34.343	23.177	33.127	236.8
15	1'50.121	20.372	34.235	23.036	32.478	235.2	4	1'51.583	20.406	34.100	23.315	33.762	235.8
23rd 22 Ana CARRASCO BOE Motorsports SPA Runs=3 Total laps=13 Full laps=8 Valid laps=6							5	1'53.339 *	20.90*	35.436	23.747	33.250	235.8
1	2'32.490	21.431	35.949	24.074	34.728	162.6	6	1'51.120	20.615	34.075	23.271	33.159	229.7
2	1'53.883	21.049	35.224	23.701	33.909	228.3	7	1'51.463	20.810	34.167	23.338	33.148	228.3
3	1'53.230	20.954	35.049	23.469	33.758	228.8	8	2'03.437 P	20.821	35.390	23.970	43.256	225.0
4	1'59.437	21.059	34.895	24.069	39.414	226.8	9	13'46.735	19.597	34.672	23.162	33.720	167.9
5	1'51.768	20.639	34.570	23.302	33.257	237.8	10	1'50.479	20.444	33.685	22.992	33.358	232.7
6	1'51.334 *	20.524	34.250	23.262*	33.298	235.8	11	1'50.339	20.555	33.846	23.126	32.812	228.3
7	2'04.348 P	20.566	34.869	23.591	45.322	236.8	12	1'53.433 *	21.24*	35.850	23.159	33.179	227.3
8	6'05.494	26.233	35.231	23.819	36.863	124.5							
9	2'02.946 P	20.818	34.801	23.542	43.785	233.7							
10	7'27.731	20.146	34.745	23.230	37.159	171.4							

Fastest Lap: Ivan ORTOLÁ Anqeluss MTA Team SPA 1'48.702 19.970 33.563 22.775 32.394

These data/results cannot be reproduced, stored and/or transmitted in whole or in part by any manner of electronic, mechanical, photocopying, recording, broadcasting or otherwise now known or herein after developed without the previous express consent by the copyright owner, except for reproduction in daily press and regular printed publications on sale to the public within 60 days of the event related to those data/results and always provided that copyright symbol appears together as follows below.
© DORNA, 2023

Practice Nr. 2

Moto3

Lap	Lap Time	T1	T2	T3	T4	Speed	Lap	Lap Time	T1	T2	T3	T4	Speed
27th	43	Xavier ARTIGAS CFMOTO Racing Pru SPA					7	2'03.999 P	20.752	34.617	23.896	44.734	227.8
		Runs=3	Total laps=14	Full laps=9	Valid laps=7		8	6'05.842	23.242	34.670	23.691	33.482	127.3
1	2'11.631	19.940	35.532	24.805	33.885	163.3	9	2'00.642 *	20.758	34.617	23.831*	41.436	231.7
2	1'52.014	20.699	34.454	23.370	33.491	234.7	10	1'51.266	20.531	34.274	23.329	33.132	233.2
3	1'51.514	20.522	34.359	23.436	33.197	235.8	11	2'03.791 P	20.583	34.417	23.311	45.480	233.7
4	1'51.441	20.581	34.324	23.328	33.208	233.7	12	7'27.710	25.941	44.203	23.290	32.845	148.7
5	1'51.780 *	20.628	34.387	23.411*	33.354*	231.7	13	1'49.378 *	20.363	33.587	22.868	32.560*	234.7
6	2'05.629 P	20.831	36.700	23.747	44.351	230.7							
7	6'29.116	19.959	34.855	23.611	33.419	159.7							
8	1'51.702	20.627	34.130	23.420	33.525	231.7							
9	2'01.436 *	24.83*	39.429	23.719	33.454	230.7							
10	1'51.060	20.420	34.227	23.307	33.106	239.4							
11	2'06.462 P	21.56*	36.578	23.813	44.511	235.8							
12	5'16.564	18.868	34.938	23.449	33.130	171.9							
13	1'50.625	20.484	33.874	23.212	33.055	231.2							
14	1'50.375	20.432	33.882	23.229	32.832	230.2							

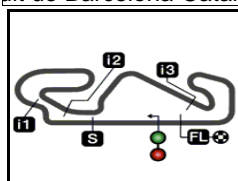
28th	33	Tatchakorn BUASRI Honda Team Asia THA				
		Runs=2	Total laps=12	Full laps=9	Valid laps=6	
1	2'23.182	20.082	34.997	24.538	34.480	160.4
2	1'52.282 *	20.851	34.518	23.447*	33.466	230.2
3	1'52.967	20.756	34.569	24.007	33.635	231.2
4	1'52.080 *	20.731	34.382	23.511	33.456*	231.2
5	1'54.314 *	21.057	35.722	23.639*	33.896	224.0
6	1'52.550	20.942	34.585	23.510	33.513	225.9
7	1'52.374	21.027	34.305	23.506	33.536	223.1
8	2'04.503 P	21.077	35.632	24.450	43.344	223.1
9	13'59.255	19.053	34.527	23.470	36.574	168.2
10	1'50.389	20.568	33.789	23.087	32.945	232.7
11	1'50.446	20.614	33.848	23.193	32.791	230.7
12	1'54.927	20.715	37.779	23.315	33.118	230.7

29th	20	Lorenzo FELLON CIP Green Power FRA				
		Runs=3	Total laps=13	Full laps=8	Valid laps=3	
1	2'22.616	19.905	38.839	25.048	36.396	146.1
2	1'52.408 *	20.931	34.710	23.415*	33.352	230.7
3	1'52.937	20.632	34.557	23.755	33.993	234.7
4	1'52.990	20.791	35.276	23.487	33.436	230.7
5	1'52.574 *	20.477	35.035	23.382*	33.680	238.9
6	1'59.709 P	20.716	34.431	23.165	41.397	231.7
7	8'48.304 *	19.309	34.921	23.658*	33.507	166.6
8	1'52.162 *	20.528	34.661	23.466*	33.507	231.7
9	1'52.519 *	20.667	34.965	23.430	33.457*	231.2
10	2'01.662 P	20.690	34.674	23.546*	42.752	230.2
11	5'06.861 *	19.935	37.014	23.306*	33.046	150.6
12	1'50.437	20.422	33.918	23.185	32.912	238.4
13	1'51.728 *	20.358	34.336	24.142*	32.892*	235.8

30th	27	Kaito TOBA SIC58 Squadra Corse JPN				
		Runs=3	Total laps=13	Full laps=8	Valid laps=6	
1	2'43.720	19.975	35.319	25.328	33.803	170.6
2	1'50.849	20.344	34.225	23.190	33.090	240.0
3	1'50.865	20.480	34.274	23.122	32.989	246.5
4	1'50.687	20.348	34.214	23.176	32.949	241.0
5	1'50.834	20.417	34.159	23.186	33.072	235.2
6	1'50.486	20.382	34.086	23.207	32.811	235.2

Fastest Lap: Ivan ORTOLÁ Anqeluss MTA Team SPA **1'48.702** 19.970 33.563 22.775 32.394

These data/results cannot be reproduced, stored and/or transmitted in whole or in part by any manner of electronic, mechanical, photocopying, recording, broadcasting or otherwise now known or herein after developed without the previous express consent by the copyright owner, except for reproduction in daily press and regular printed publications on sale to the public within 60 days of the event related to those data/results and always provided that copyright symbol appears together as follows below.
© DORNA, 2023



4657 m.

GRAN PREMI MONSTER ENERGY DE CATALUNYA

Practice Nr. 2

Best Partial Times

IT Ideal Lap Time, sum of the best partial times

BT Best Lap Time

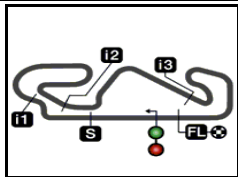
T1		T2		T3		T4				IT	BT	
Pos	Rider	Time	Rider	Time	Rider	Time	Rider	Time	Pos	Rider	IT	BT
11	I.ORTOLÁ	19.970	I.ORTOLÁ	33.344	J.MASIA	22.774	M.AJI	32.357	1	I.ORTOLÁ	1'48.483	1'48.702 (1)
2	D.HOLGADO	20.023	J.MASIA	33.444	I.ORTOLÁ	22.775	S.NEPA	32.362	2	C.VEIJER	1'48.815	1'48.916 (2)
3	D.MOREIRA	20.037	S.NEPA	33.452	T.SUZUKI	22.828	T.SUZUKI	32.380	3	D.ALONSO	1'48.886	1'49.107 (5)
4	D.ALONSO	20.071	R.ROSSI	33.458	C.VEIJER	22.840	C.VEIJER	32.381	4	J.MASIA	1'48.954	1'49.210 (7)
5	A.SASAKI	20.082	C.VEIJER	33.473	R.ROSSI	22.856	I.ORTOLÁ	32.394	5	R.ROSSI	1'48.975	1'49.042 (4)
6	S.OGDEN	20.091	J.KELSO	33.513	D.ALONSO	22.860	S.OGDEN	32.406	6	A.SASAKI	1'48.999	1'49.296 (10)
7	C.VEIJER	20.121	D.HOLGADO	33.522	J.RUEDA	22.865	R.ROSSI	32.411	7	S.OGDEN	1'49.019	1'49.373 (12)
8	T.SUZUKI	20.133	D.ÖNCÜ	33.524	K.TOBA	22.868	D.ALONSO	32.415	8	T.SUZUKI	1'49.024	1'49.024 (3)
9	J.MASIA	20.162	A.SASAKI	33.532	D.MUÑOZ	22.894	A.SASAKI	32.464	9	D.HOLGADO	1'49.038	1'49.171 (6)
10	M.AJI	20.165	D.ALONSO	33.540	T.FURUSATO	22.897	M.BERTELLE	32.478	10	M.AJI	1'49.048	1'49.374 (13)
11	T.FURUSATO	20.199	T.FURUSATO	33.571	D.ÖNCÜ	22.908	T.FURUSATO	32.549	11	S.NEPA	1'49.070	1'49.321 (11)
12	J.KELSO	20.223	S.OGDEN	33.576	A.SASAKI	22.921	D.HOLGADO	32.565	12	T.FURUSATO	1'49.216	1'49.292 (9)
13	J.RUEDA	20.229	K.TOBA	33.587	R.YAMANAKA	22.927	J.RUEDA	32.568	13	J.RUEDA	1'49.273	1'49.273 (8)
14	R.ROSSI	20.250	M.AJI	33.594	D.HOLGADO	22.928	J.MASIA	32.574	14	D.MOREIRA	1'49.321	1'49.514 (15)
15	S.NEPA	20.280	R.FENATI	33.596	M.AJI	22.932	D.SALVADOR	32.637	15	D.ÖNCÜ	1'49.375	1'49.436 (14)
16	D.ÖNCÜ	20.291	D.MUÑOZ	33.604	F.FARIOLI	22.935	S.AZMAN	32.644	16	J.KELSO	1'49.503	1'49.596 (16)
17	S.AZMAN	20.292	J.RUEDA	33.611	D.MOREIRA	22.941	D.ÖNCÜ	32.652	17	D.MUÑOZ	1'49.551	1'49.737 (17)
18	D.SALVADOR	20.313	F.FARIOLI	33.614	S.OGDEN	22.946	D.MOREIRA	32.672	18	F.FARIOLI	1'49.582	1'49.907 (20)
19	D.MUÑOZ	20.336	R.YAMANAKA	33.670	S.NEPA	22.976	F.FARIOLI	32.691	19	M.BERTELLE	1'49.599	1'50.043 (22)
20	F.FARIOLI	20.342	D.MOREIRA	33.671	D.SALVADOR	22.980	R.FENATI	32.715	20	K.TOBA	1'49.610	1'50.486 (30)
21	K.TOBA	20.344	T.SUZUKI	33.683	D.ALMANSA	22.992	D.MUÑOZ	32.717	21	D.SALVADOR	1'49.692	1'49.805 (19)
22	M.BERTELLE	20.346	D.ALMANSA	33.685	A.CARRASCO	23.001	J.KELSO	32.739	22	S.AZMAN	1'49.715	1'49.755 (18)
23	L.FELLON	20.358	S.AZMAN	33.686	J.KELSO	23.028	R.YAMANAKA	32.750	23	R.YAMANAKA	1'49.817	1'49.937 (21)
24	J.WHATLEY	20.377	M.BERTELLE	33.739	M.BERTELLE	23.036	T.BUASRI	32.791	24	R.FENATI	1'49.829	1'50.229 (25)

These data/results cannot be reproduced, stored and/or transmitted in whole or in part by any manner of electronic, mechanical, photocopying, recording, broadcasting or otherwise now known or herein after developed without the previous express consent by the copyright owner, except for reproduction in daily press and regular printed publications on sale to the public within 60 days of the event related to those data/results and always provided that copyright symbol appears together as follows below.

© DORNA, 2023

Official MotoGP Timing by TISSOT
www.motogp.com





4657 m.

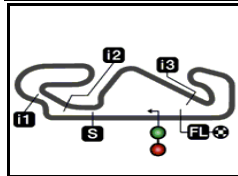
GRAN PREMI MONSTER ENERGY DE CATALUNYA**Practice Nr. 2****Best Partial Times****Moto3™***IT* Ideal Lap Time, sum of the best partial times*BT* Best Lap Time

T1			T2			T3			T4				
<i>Pos</i>	<i>Rider</i>	<i>Time</i>	<i>Rider</i>	<i>Time</i>	<i>Rider</i>	<i>Time</i>	<i>Rider</i>	<i>Time</i>	<i>Pos</i>	<i>Rider</i>	<i>IT</i>	<i>BT</i>	
25	A.CARRASCO	20.402	D.SALVADOR	33.762	R.FENATI	23.054	K.TOBA	32.811	25	D.ALMANSA	1'49.895	1'50.339	(26)
26	D.ALMANSA	20.406	T.BUASRI	33.789	J.WHATLEY	23.070	D.ALMANSA	32.812	26	A.CARRASCO	1'50.096	1'50.164	(23)
27	X.ARTIGAS	20.420	A.CARRASCO	33.839	T.BUASRI	23.087	X.ARTIGAS	32.832	27	J.WHATLEY	1'50.136	1'50.207	(24)
28	R.FENATI	20.464	J.WHATLEY	33.856	S.AZMAN	23.093	J.WHATLEY	32.833	28	T.BUASRI	1'50.235	1'50.389	(28)
29	R.YAMANAKA	20.470	X.ARTIGAS	33.874	L.FELLON	23.165	A.CARRASCO	32.854	29	X.ARTIGAS	1'50.338	1'50.375	(27)
30	T.BUASRI	20.568	L.FELLON	33.918	X.ARTIGAS	23.212	L.FELLON	32.912	30	L.FELLON	1'50.353	1'50.437	(29)

These data/results cannot be reproduced, stored and/or transmitted in whole or in part by any manner of electronic, mechanical, photocopying, recording, broadcasting or otherwise now known or herein after developed without the previous express consent by the copyright owner, except for reproduction in daily press and regular printed publications on sale to the public within 60 days of the event related to those data/results and always provided that copyright symbol appears together as follows below.
© DORNA, 2023

Official MotoGP Timing by **TISSOT**
www.motogp.com






4657 m.

GRAN PREMI MONSTER ENERGY DE CATALUNYA

Practice Nr. 2

Fastest Laps Sequence

Practice Time	 Rider	Nation	Motorcycle	Time	Km/h	Rider's Lap
3'56.622	72 Taiyo FURUSATO	JPN	HONDA	1'52.272	149.3	2
4'03.301	48 Ivan ORTOLÁ	SPA	KTM	1'52.007	149.6	2
4'32.179	18 Matteo BERTELLE	ITA	HONDA	1'51.238	150.7	2
4'32.947	96 Daniel HOLGADO	SPA	KTM	1'50.922	151.1	2
4'34.569	27 Kaito TOBA	JPN	HONDA	1'50.849	151.2	2
4'36.193	82 Stefano NEPA	ITA	KTM	1'50.729	151.4	2
6'26.522	82 Stefano NEPA	ITA	KTM	1'50.329	151.9	3
8'43.839	95 Collin VEIJER	NED	HUSQVARNA	1'50.295	152.0	4
10'29.177	5 Jaume MASIA	SPA	HONDA	1'50.203	152.1	5
10'29.387	24 Tatsuki SUZUKI	JPN	HONDA	1'50.195	152.1	5
10'33.848	95 Collin VEIJER	NED	HUSQVARNA	1'50.009	152.3	5
20'35.997	5 Jaume MASIA	SPA	HONDA	1'49.901	152.5	8
21'24.899	95 Collin VEIJER	NED	HUSQVARNA	1'49.401	153.2	9
23'14.107	95 Collin VEIJER	NED	HUSQVARNA	1'49.208	153.5	10
25'03.120	95 Collin VEIJER	NED	HUSQVARNA	1'49.013	153.7	11
26'52.036	95 Collin VEIJER	NED	HUSQVARNA	1'48.916	153.9	12
35'15.570	48 Ivan ORTOLÁ	SPA	KTM	1'48.702	154.2	14

These data/results cannot be reproduced, stored and/or transmitted in whole or in part by any manner of electronic, mechanical, photocopying, recording, broadcasting or otherwise now known or herein after developed without the previous express consent by the copyright owner, except for reproduction in daily press and regular printed publications on sale to the public within 60 days of the event related to those data/results and always provided that copyright symbol appears together as follows below.

© DORNA, 2023

Official MotoGP Timing by TISSOT
www.motogp.com

Barcelona, Friday, September 01, 2023

