

GRAN PREMIO RED BULL DI SAN MARINO E DELLA RIVIERA

Practice Nr. 2

Classification

6



Rider	Nation	Team	Motorcycle	Time	Lap Total	Gap	Top Speed
1 5 Jaume MASIA	SPA	Leopard Racing	HONDA	1'42.154	14 15		206.8
2 71 Ayumu SASAKI	JPN	Liqui Moly Husqvarna Intact GP	HUSQVARNA	1'42.229	11 13	0.075 0.075	208.0
3 53 Deniz ÖNCÜ	TUR	Red Bull KTM Ajo	KTM	1'42.283	15 17	0.129 0.054	204.9
4 80 David ALONSO	COL	Gaviota GASGAS Aspar Team	GASGAS	1'42.288	14 17	0.134 0.005	205.3
5 48 Ivan ORTOLÁ	SPA	Angeluss MTA Team	KTM	1'42.431	13 16	0.277 0.143	206.5
6 66 Joel KELSO	AUS	CFMOTO Racing PruestelGP	CFMOTO	1'42.433	9 12	0.279 0.002	205.7
7 82 Stefano NEPA	ITA	Angeluss MTA Team	KTM	1'42.471	14 14	0.317 0.038	206.8
8 27 Kaito TOBA	JPN	SIC58 Squadra Corse	HONDA	1'42.552	13 13	0.398 0.081	207.6
9 99 José Antonio RUEDA	SPA	Red Bull KTM Ajo	KTM	1'42.557	13 14	0.403 0.005	207.6
10 55 Romano FENATI	ITA	Rivacold Snipers Team	HONDA	1'42.615	15 15	0.461 0.058	206.8
11 95 Collin VEIJER	NED	Liqui Moly Husqvarna Intact GP	HUSQVARNA	1'42.735	13 17	0.581 0.120	207.6
12 96 Daniel HOLGADO	SPA	Red Bull KTM Tech3	KTM	1'42.758	13 13	0.604 0.023	207.6
13 72 Taiyo FURUSATO	JPN	Honda Team Asia	HONDA	1'42.788	14 14	0.634 0.030	208.4
14 44 David MUÑOZ	SPA	BOE Motorsports	KTM	1'42.801	13 13	0.647 0.013	210.5
15 63 Syarifuddin AZMAN	MAL	MT Helmets - MSI	KTM	1'42.876	11 14	0.722 0.075	206.8
16 43 Xavier ARTIGAS	SPA	CFMOTO Racing PruestelGP	CFMOTO	1'42.889	13 13	0.735 0.013	207.2
17 70 Joshua WHATLEY	GBR	VisionTrack Racing Team	HONDA	1'42.925	11 13	0.771 0.036	206.5
18 54 Riccardo ROSSI	ITA	SIC58 Squadra Corse	HONDA	1'42.988	13 15	0.834 0.063	205.3
19 7 Filippo FARIOLI	ITA	Red Bull KTM Tech3	KTM	1'43.070	8 13	0.916 0.082	206.5
20 19 Scott OGDEN	GBR	VisionTrack Racing Team	HONDA	1'43.078	14 16	0.924 0.008	205.7
21 10 Diogo MOREIRA	BRA	MT Helmets - MSI	KTM	1'43.142	11 11	0.988 0.064	209.7
22 18 Matteo BERTELLE	ITA	Rivacold Snipers Team	HONDA	1'43.290	11 15	1.136 0.148	206.8
23 38 David SALVADOR	SPA	CIP Green Power	KTM	1'43.394	15 15	1.240 0.104	205.3
24 24 Tatsuki SUZUKI	JPN	Leopard Racing	HONDA	1'43.738	6 8	1.584 0.344	207.2
25 6 Ryusei YAMANAKA	JPN	Gaviota GASGAS Aspar Team	GASGAS	1'43.773	11 14	1.619 0.035	206.8
26 20 Lorenzo FELLON	FRA	CIP Green Power	KTM	1'43.808	15 15	1.654 0.035	205.7
27 64 Mario AJI	INA	Honda Team Asia	HONDA	1'43.823	13 13	1.669 0.015	204.5
28 22 Ana CARRASCO	SPA	BOE Motorsports	KTM	1'44.173	11 14	2.019 0.350	206.5

Practice condition: Dry

Air: 28°

Humidity: 61%

Ground: 42°

Fastest Lap:	Lap: 14	Jaume MASIA	1'42.154	148.9 Km/h
Best Race Lap:	2021	Romano FENATI	1'41.648	149.6 Km/h
All Time Lap Record:	2020	Celestino VIETTI	1'41.155	150.3 Km/h

The results are provisional until the end of the limit for protest and appeals.

Time limit for protest expires 30' after publication of the results - Time:

These data/results cannot be reproduced, stored and/or transmitted in whole or in part by any manner of electronic, mechanical, photocopying, recording, broadcasting or otherwise now known or herein after developed without the previous express consent by the copyright owner, except for reproduction in daily press and regular printed publications on sale to the public within 60 days of the event related to those data/results and always provided that copyright symbol appears together as follows below.

© DORNA, 2023

Official MotoGP Timing by TISSOT
www.motogp.com

Misano Adriatico, Friday, September 08, 2023

moto3

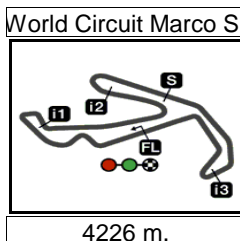


GRAN PREMIO RED BULL DI SAN MARINO E DELLA RIVIERA


Practice Nr. 2

Combined Practice Times

7



4226 m.

	Rider	Nation	Team	MOTORCYCLE	P1	P2	Gap
1	5 J.MASIA	SPA	Leopard Racing	HONDA	1'42.323 14	1'42.154 14	
2	71 A.SASAKI	JPN	Liqui Moly Husqvarna Intact GP	HUSQVARNA	1'42.619 11	1'42.229 11	0.075 0.075
3	53 D.ÖNCÜ	TUR	Red Bull KTM Ajo	KTM	1'43.299 12	1'42.283 15	0.129 0.054
4	80 D.ALONSO	COL	Gaviota GASGAS Aspar Team	GASGAS	1'42.870 16	1'42.288 14	0.134 0.005
5	48 I.ORTOLÁ	SPA	Angeluss MTA Team	KTM	1'43.209 14	1'42.431 13	0.277 0.143
6	66 J.KELSO	AUS	CFMOTO Racing PruestelGP	CFMOTO	1'43.190 14	1'42.433 9	0.279 0.002
7	82 S.NEPA	ITA	Angeluss MTA Team	KTM	1'43.093 14	1'42.471 14	0.317 0.038
8	27 K.TOBA	JPN	SIC58 Squadra Corse	HONDA	1'43.282 14	1'42.552 13	0.398 0.081
9	99 J.RUEDA	SPA	Red Bull KTM Ajo	KTM	1'43.299 15	1'42.557 13	0.403 0.005
10	55 R.FENATI	ITA	Rivacold Snipers Team	HONDA	1'43.200 12	1'42.615 15	0.461 0.058
11	24 T.SUZUKI	JPN	Leopard Racing	HONDA	1'42.627 14	1'43.738 6	0.473 0.012
12	95 C.VEIJER	NED	Liqui Moly Husqvarna Intact GP	HUSQVARNA	1'43.710 16	1'42.735 13	0.581 0.108
13	96 D.HOLGADO	SPA	Red Bull KTM Tech3	KTM	1'43.381 10	1'42.758 13	0.604 0.023
14	72 T.FURUSATO	JPN	Honda Team Asia	HONDA	1'43.511 13	1'42.788 14	0.634 0.030
15	44 D.MUÑOZ	SPA	BOE Motorsports	KTM	1'43.000 14	1'42.801 13	0.647 0.013
16	63 S.AZMAN	MAL	MT Helmets - MSI	KTM	1'43.874 10	1'42.876 11	0.722 0.075
17	43 X.ARTIGAS	SPA	CFMOTO Racing PruestelGP	CFMOTO	1'43.895 12	1'42.889 13	0.735 0.013
18	70 J.WHATLEY	GBR	VisionTrack Racing Team	HONDA	1'43.457 13	1'42.925 11	0.771 0.036
19	54 R.ROSSI	ITA	SIC58 Squadra Corse	HONDA	1'43.524 15	1'42.988 13	0.834 0.063
20	7 F.FARIOLI	ITA	Red Bull KTM Tech3	KTM	1'44.167 16	1'43.070 8	0.916 0.082
21	19 S.OGDEN	GBR	VisionTrack Racing Team	HONDA	1'43.774 14	1'43.078 14	0.924 0.008
22	10 D.MOREIRA	BRA	MT Helmets - MSI	KTM	1'43.618 11	1'43.142 11	0.988 0.064
23	18 M.BERTELLE	ITA	Rivacold Snipers Team	HONDA	1'43.462 14	1'43.290 11	1.136 0.148
24	38 D.SALVADOR	SPA	CIP Green Power	KTM	1'44.239 15	1'43.394 15	1.240 0.104
25	6 R.YAMANAKA	JPN	Gaviota GASGAS Aspar Team	GASGAS	1'44.641 10	1'43.773 11	1.619 0.379
26	20 L.FELLON	FRA	CIP Green Power	KTM	1'44.641 14	1'43.808 15	1.654 0.035
27	64 M.AJI	INA	Honda Team Asia	HONDA	1'45.260 12	1'43.823 13	1.669 0.015
28	22 A.CARRASCO	SPA	BOE Motorsports	KTM	1'45.455 11	1'44.173 11	2.019 0.350

Pole Position Record:	2020	Raul FERNANDEZ	1'41.705	149.5 Km/h
Best Race Lap:	2021	Romano FENATI	1'41.648	149.6 Km/h
All Time Lap Record:	2020	Celestino VIETTI	1'41.155	150.3 Km/h

The results are provisional until the end of the limit for protest and appeals.

Time limit for protest expires 60' after publication of the results - Time:

These data/results cannot be reproduced, stored and/or transmitted in whole or in part by any manner of electronic, mechanical, photocopying, recording, broadcasting or otherwise now known or herein after developed without the previous express consent by the copyright owner, except for reproduction in daily press and regular printed publications on sale to the public within 60 days of the event related to those data/results and always provided that copyright symbol appears together as follows below.

© DORNA, 2023

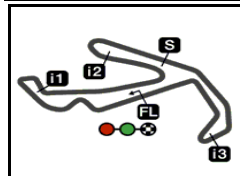
Official MotoGP Timing by TISSOT

www.motogp.com

Misano Adriatico, Friday, September 08, 2023







4226 m.

GRAN PREMIO RED BULL DI SAN MARINO E DELLA RIVIERA

Practice Nr. 2

Top Speed & Average

8



Rider	Nation	Motorcycle	Top 5 speeds					Average	Top
44 David MUÑOZ	SPA	KTM	210.5	208.4	207.6	207.2	206.8	208.1	210.5
10 Diogo MOREIRA	BRA	KTM	209.7	208.8	208.0	206.1	206.1	207.7	209.7
72 Taiyo FURUSATO	JPN	HONDA	208.4	204.9	203.3	203.0	203.0	204.3	208.4
71 Ayumu SASAKI	JPN	HUSQVARNA	208.0	206.1	204.9	204.9	204.5	205.7	208.0
27 Kaito TOBA	JPN	HONDA	207.6	206.5	204.9	204.9	204.9	205.8	207.6
95 Collin VEIJER	NED	HUSQVARNA	207.6	205.7	205.7	205.3	204.9	205.4	207.6
96 Daniel HOLGADO	SPA	KTM	207.6	207.6	206.5	205.7	205.3	206.3	207.6
99 José Antonio RUEDA	SPA	KTM	207.6	207.2	206.1	205.7	205.7	206.5	207.6
24 Tatsuki SUZUKI	JPN	HONDA	207.2	206.5	206.5	205.7	205.3	206.2	207.2
43 Xavier ARTIGAS	SPA	CFMOTO	207.2	207.2	207.2	206.8	206.5	206.8	207.2
5 Jaume MASIA	SPA	HONDA	206.8	206.5	206.5	206.1	206.1	206.4	206.8
6 Ryusei YAMANAKA	JPN	GASGAS	206.8	206.5	204.5	204.1	203.3	205.0	206.8
18 Matteo BERTELLE	ITA	HONDA	206.8	204.9	204.9	204.5	203.7	205.0	206.8
55 Romano FENATI	ITA	HONDA	206.8	204.9	204.5	203.7	203.7	204.7	206.8
63 Syarifuddin AZMAN	MAL	KTM	206.8	206.8	206.5	206.5	206.5	206.6	206.8
82 Stefano NEPA	ITA	KTM	206.8	206.8	206.5	206.1	204.5	206.1	206.8
7 Filippo FARIOLI	ITA	KTM	206.5	206.1	205.7	205.3	205.3	205.7	206.5
22 Ana CARRASCO	SPA	KTM	206.5	205.7	205.7	204.9	204.1	205.4	206.5
48 Ivan ORTOLÁ	SPA	KTM	206.5	205.3	204.9	204.5	203.7	204.5	206.5
70 Joshua WHATLEY	GBR	HONDA	206.5	204.5	203.7	203.3	203.3	204.1	206.5
19 Scott OGDEN	GBR	HONDA	205.7	204.9	204.9	204.9	204.5	205.0	205.7
20 Lorenzo FELLON	FRA	KTM	205.7	205.7	205.3	204.9	204.5	205.2	205.7
66 Joel KELSO	AUS	CFMOTO	205.7	205.7	205.3	205.3	204.5	205.3	205.7
38 David SALVADOR	SPA	KTM	205.3	204.9	203.7	203.7	203.3	204.0	205.3
54 Riccardo ROSSI	ITA	HONDA	205.3	204.9	204.1	204.1	203.7	204.4	205.3
80 David ALONSO	COL	GASGAS	205.3	205.3	204.5	204.5	204.1	204.6	205.3
53 Deniz ÖNCÜ	TUR	KTM	204.9	204.5	204.5	204.1	204.1	204.4	204.9
64 Mario AJI	INA	HONDA	204.5	203.0	202.2	201.8	200.3	202.4	204.5

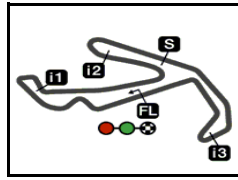
These data/results cannot be reproduced, stored and/or transmitted in whole or in part by any manner of electronic, mechanical, photocopying, recording, broadcasting or otherwise now known or herein after developed without the previous express consent by the copyright owner, except for reproduction in daily press and regular printed publications on sale to the public within 60 days of the event related to those data/results and always provided that copyright symbol appears together as follows below.

© DORNA, 2023

Official MotoGP Timing by TISSOT
www.motogp.com



Misano Adriatico, Friday, September 08, 2023



4226 m.

GRAN PREMIO RED BULL DI SAN MARINO E DELLA RIVIERA

Practice Nr. 2

Chronological Analysis of Performances

9

* Lap / Sector time cancelled

T1 Time from finish line to 1st intermediate

T3 Time from 2nd intermed. to 3rd intermed.

P Crossing the finish line in pit lane

T2 Time from 1st intermed. to 2nd intermed.

T4 Time from 3rd intermediate to finish line

Lap	Lap Time	T1	T2	T3	T4	Speed	Lap	Lap Time	T1	T2	T3	T4	Speed
1st	5	Jaume MASIA			Leopard Racing SPA		11	1'42.743	27.396	24.223	28.529	22.595	204.1
		Runs=3	Total laps=15	Full laps=10	Valid laps=8		12	1'42.540	27.254	24.144	28.497	22.645	203.0
1	3'17.640	34.509	25.366	29.573	23.140	200.0	13	1'37.781 P	27.526	24.283	28.970	17.002	201.4
2	1'43.455	27.397	24.539	28.626	22.893	205.3	14	1'51.775 *	33.548	25.674	29.099*	23.454	204.5
3	1'43.086	27.409	24.300	28.497	22.880	206.1	15	1'42.283	27.189	24.123	28.427	22.544	204.1
4	1'42.962	27.324	24.225	28.652	22.761	206.1	16	1'42.300	27.180	24.038	28.396	22.686	204.9
5	1'42.550	27.210	24.319	28.348	22.673	206.5	17	1'42.327	27.149	24.068	28.585	22.525	204.5
6	1'50.116	33.321	25.210	28.674	22.911	204.5	4th	80	David ALONSO			Gaviota GASGAS Asp COL	
7	1'39.859 P	27.384	24.297	28.435*	19.743	204.1			Runs=2	Total laps=17	Full laps=14	Valid laps=11	
8	1'52.770	34.661	25.231	29.914	22.964	199.6	1	2'21.339	34.076	25.252	29.239	23.471	202.2
9	1'47.186 *	27.077	24.114	28.273	27.722*	205.7	2	1'44.790	27.973	24.694	28.986	23.137	203.3
10	1'44.687 *	27.190	25.833	28.566	23.098*	204.5	3	1'44.003	27.719	24.466	28.789	23.029	204.1
11	1'41.231 P	28.436	25.610	29.440	17.745	201.8	4	1'43.561	27.613	24.372	28.689	22.887	204.1
12	1'49.896	33.654	24.800	28.757	22.685	206.8	5	1'44.102	27.603	24.545	28.875	23.079	204.1
13	1'42.239	27.067	24.180	28.289	22.703	205.7	6	1'43.606	27.530	24.442	28.725	22.909	203.0
14	1'42.154	27.105	24.171	28.297	22.581	205.7	7	1'43.964	27.674	24.528	28.810	22.952	202.2
15	1'42.397	27.095	24.313	28.329	22.660	206.5	8	1'43.522	27.384	24.597	28.709	22.832	202.2
2nd	71	Ayumu SASAKI			Liqui Moly Husqvarna JPN		9	1'43.008	27.359	24.345	28.628	22.676	203.3
		Runs=3	Total laps=13	Full laps=8	Valid laps=8		10	1'43.234	27.296	24.490	28.651	22.797	203.0
1	3'42.081	34.113	25.770	29.657	24.487	197.8	11	1'42.880	27.335	24.327	28.503	22.715	204.5
2	1'43.813	27.798	24.514	28.794	22.707	203.3	12	1'39.616 P	27.420	24.648	29.204	18.344	201.8
3	1'43.633	27.709	24.527	28.719	22.678	203.7	13	1'49.840	33.628	24.767	28.686	22.759	203.3
4	1'43.333	27.693	24.269	28.634	22.737	204.5	14	1'42.288	27.058	24.264	28.387	22.579	205.3
5	1'41.484 P	28.535	24.799	29.939	18.211	188.8	15	1'50.631 *	31.27*	26.804	29.345	23.208	205.3
6	1'51.855	35.462	24.819	28.876	22.698	203.0	16	1'48.731 *	27.224	24.510	34.190	22.807*	203.0
7	1'43.187	27.665	24.340	28.591	22.591	204.9	17	1'42.507 *	27.128	24.150	28.501	22.728*	204.5
8	1'42.964	27.539	24.246	28.617	22.562	203.7	5th	48	Ivan ORTOLÁ			Angeluss MTA Team SPA	
9	1'40.386 P	28.42*	24.626	29.001	18.338	202.2			Runs=3	Total laps=16	Full laps=11	Valid laps=11	
10	1'51.876	32.897	24.751	28.923	25.305	203.3	1	2'55.607	40.524	25.712	30.074	23.469	198.8
11	1'42.229	27.233	24.187	28.238	22.571	208.0	2	1'44.863	28.086	24.816	28.748	23.213	203.7
12	1'42.681	27.341	24.228	28.554	22.558	204.9	3	1'43.928	27.786	24.582	28.660	22.900	204.9
13	1'44.274	27.381	24.071	29.057	23.765	206.1	4	1'44.085	27.864	24.500	28.645	23.076	203.7
3rd	53	Deniz ÖNCÜ			Red Bull KTM Ajo TUR		5	1'43.610	27.652	24.423	28.541	22.994	206.5
		Runs=2	Total laps=17	Full laps=14	Valid laps=14		6	1'41.459 P	27.840	24.721	29.929	18.969	201.1
1	3'36.652	34.167	25.250	29.570	23.385	198.5	7	1'52.578	35.408	25.010	29.059	23.101	201.8
2	1'44.374	27.796	24.551	28.878	23.149	203.0	8	1'43.491	27.582	24.429	28.633	22.847	203.7
3	1'43.748	27.514	24.624	28.802	22.808	203.7	9	1'43.351	27.342	24.352	28.653	23.004	202.6
4	1'43.392	27.486	24.366	28.690	22.850	203.7	10	1'40.584 P	27.478	25.073	29.024	19.009	200.7
5	1'43.282	27.421	24.334	28.733	22.794	203.7	11	2'00.655 *	34.187	24.950	29.259*	32.259	198.8
6	1'43.156	27.465	24.238	28.643	22.810	203.3	12	1'42.831	27.485	24.269	28.391	22.686	204.5
7	1'43.428	27.423	24.697	28.644	22.664	203.0	13	1'42.431	27.131	24.087	28.543	22.670	205.3
8	1'42.883	27.282	24.252	28.484	22.865	204.1	14	1'43.124	27.313	24.266	28.670	22.875	203.3
9	1'45.121	29.070	24.516	28.733	22.802	203.0	15	1'43.328	27.395	24.305	28.755	22.873	202.2
10	1'42.722	27.330	24.160	28.537	22.695	203.7	16	1'44.147	28.148	24.389	28.662	22.948	203.7

Fastest Lap: Jaume MASIA Leopard Racing SPA **1'42.154** 27.105 24.171 28.297 22.581

These data/results cannot be reproduced, stored and/or transmitted in whole or in part by any manner of electronic, mechanical, photocopying, recording, broadcasting or otherwise now known or herein after developed without the previous express consent by the copyright owner, except for reproduction in daily press and regular printed publications on sale to the public within 60 days of the event related to those data/results and always provided that copyright symbol appears together as follows below.
© DORNA, 2023

Practice Nr. 2

Moto3

Lap	Lap Time	T1	T2	T3	T4	Speed	Lap	Lap Time	T1	T2	T3	T4	Speed
6th	66	Joel KELSO CFMOTO Racing Pru AUS					7	1'47.811 *	31.55*	24.419	28.797	23.036*	205.7
		Runs=2	Total laps=12	Full laps=9	Valid laps=8	8	1'39.894 P	27.438	24.487	29.477	18.492	202.2	
1	3'02.506	34.007	25.034	29.123	24.389	201.4	9	2'01.014	34.464	24.897	29.563	32.090	196.0
2	1'44.200	27.814	24.639	28.729	23.018	204.5	10	1'43.194	27.558	24.206	28.705	22.725	205.3
3	1'43.813	27.623	24.491	28.720	22.979	205.3	11	1'42.745	27.396	24.079	28.627	22.643	204.9
4	1'47.120 *	30.69*	24.479	28.902	23.048	203.7	12	1'44.136 *	28.18*	24.336	28.589	23.029	205.3
5	1'43.340	27.519	24.421	28.533	22.867	205.3	13	1'42.557	27.306	24.166	28.451	22.634	207.2
6	1'43.775	27.654	24.342	28.823	22.956	201.8	14	1'43.060	27.531	24.140	28.628	22.761	204.9
7	1'44.158 P	27.648	28.720	29.799	17.991	199.6							
8	1'48.888	32.699	24.537	28.705	22.947	203.7	10th	55	Romano FENATI Rivacold Snipers Tea ITA				
9	1'42.433	27.249	24.164	28.309	22.711	205.7			Runs=3	Total laps=15	Full laps=10	Valid laps=10	
10	1'55.455	27.611	24.496	28.635	34.713	202.2	1	3'00.795	33.439	25.118	29.209	23.842	203.7
11	1'43.116	27.481	24.085	28.640	22.910	203.3	2	1'44.563	27.836	24.719	28.906	23.102	203.0
12	1'42.925	27.426	24.269	28.453	22.777	205.7	3	1'50.379	27.730	26.165	29.427	27.057	201.4
							4	1'43.826	27.609	24.514	28.732	22.971	203.7
7th	82	Stefano NEPA Angeluss MTA Team ITA					5	1'43.268	27.386	24.536	28.543	22.803	204.9
		Runs=3	Total laps=14	Full laps=9	Valid laps=9	6	1'43.017	27.342	24.361	28.560	22.754	206.8	
1	2'52.961	43.419	28.303	35.818	25.313	163.3	7	1'43.138	27.274	24.341	28.562	22.961	204.5
2	1'44.843	28.027	24.728	28.950	23.138	203.0	8	1'51.439 P	32.98*	25.984	30.666*	21.801	191.1
3	1'44.103	27.906	24.476	28.677	23.044	206.8	9	1'51.209	33.868	25.338	29.045	22.958	201.4
4	1'43.769	27.556	24.440	28.784	22.989	206.1	10	1'43.314	27.346	24.524	28.668	22.776	202.2
5	1'36.993 P	27.551	24.385	28.557	16.500	206.8	11	1'43.249	27.366	24.465	28.608	22.810	201.8
6	1'49.787	32.866	24.848	29.070	23.003	200.0	12	1'42.790 P	29.86*	25.705	29.643	17.576	198.8
7	1'43.675	27.524	24.415	28.819	22.917	201.1	13	2'15.434	38.626	27.323	34.893	34.592	167.1
8	1'43.445	27.416	24.365	28.782	22.882	201.4	14	1'43.207	27.602	24.201	28.639	22.765	203.0
9	1'43.330	27.398	24.427	28.675	22.830	201.4	15	1'42.615	27.067	24.287	28.598	22.663	203.3
10	1'37.056 P	27.50*	24.648	28.899	16.001	200.7							
11	1'49.646	31.961	24.504	28.929	24.252	202.2	11th	95	Collin VEIJER Liqui Moly Husqvarna NED				
12	1'43.322	27.339	24.405	28.892	22.686	198.8			Runs=3	Total laps=17	Full laps=12	Valid laps=11	
13	1'42.505	27.212	24.223	28.425	22.645	204.5	1	3'41.439	34.331	25.484	29.156	23.660	204.1
14	1'42.471	27.266	24.132	28.384	22.689	206.5	2	1'45.203	27.951	25.349	28.767	23.136	205.3
							3	1'44.151	27.898	24.579	28.656	23.018	204.9
8th	27	Kaito TOBA SIC58 Squadra Corse JPN					4	1'43.926	27.826	24.451	28.604	23.045	204.9
		Runs=2	Total laps=13	Full laps=10	Valid laps=8	5	1'43.728	27.701	24.532	28.537	22.958	207.6	
1	2'53.259	33.425	25.505	29.831	24.883	201.8	6	1'43.294	27.474	24.498	28.467	22.855	203.7
2	1'44.633	27.956	24.671	28.986	23.020	206.5	7	1'39.547 P	29.134	24.723	28.649	17.041	203.3
3	1'43.788	27.633	24.463	28.732	22.960	204.9	8	1'52.189	33.744	24.927	28.716	24.802	203.3
4	1'43.753 *	27.502	24.551	28.789*	22.911	204.5	9	1'44.149 P	27.624	24.432	29.421	22.672	201.4
5	1'43.461	27.528	24.504	28.553	22.876	204.9	10	1'51.204	34.574	24.872	28.635	23.123	204.1
6	1'43.507	27.529	24.422	28.648	22.908	203.7	11	1'42.935	27.321	24.396	28.431	22.787	204.9
7	1'43.156	27.394	24.378	28.663	22.721	203.0	12	1'42.810	27.301	24.278	28.498	22.733	204.5
8	1'42.780	27.272	24.376	28.483	22.649	204.9	13	1'42.735	27.213	24.292	28.486	22.744	204.5
9	1'42.302 P	27.847	24.956	29.546	19.953	200.3	14	1'43.039	27.267	24.295	28.558	22.919	204.9
10	1'47.933	30.973	25.114	28.861	22.985	202.2	15	1'43.145	27.368	24.391	28.571	22.815	204.9
11	1'42.654	27.336	24.379	28.367	22.572	204.1	16	1'49.959	27.212	24.363	29.277	29.107	205.7
12	2'03.566 *	30.59*	24.663	41.119	27.190	142.4	17	1'45.867 *	28.70*	24.775	28.925	23.465	205.7
13	1'42.552	27.188	24.312	28.463	22.589	207.6							
9th	99	José Antonio RUED Red Bull KTM Ajo SPA					12th	96	Daniel HOLGADO Red Bull KTM Tech3 SPA				
		Runs=2	Total laps=14	Full laps=11	Valid laps=9			Runs=2	Total laps=13	Full laps=10	Valid laps=8		
1	3'04.976	33.517	25.051	29.926	23.346	204.1	1	2'52.014	33.235	25.098	32.426	24.794	158.5
2	1'44.232	27.889	24.478	28.813	23.052	206.1	2	1'44.403	27.866	24.512	28.696	23.329	205.3
3	1'43.522	27.681	24.279	28.616	22.946	207.6	3	1'43.718	27.537	24.515	28.702	22.964	204.1
4	1'43.574	27.478	24.218	28.932	22.946	205.3	4	1'44.063	27.480	24.631	28.707	23.245	206.5
5	1'43.450	27.531	24.394	28.689	22.836	205.7	5	1'43.214	27.450	24.424	28.504	22.836	207.6
6	1'43.315	27.434	24.229	28.732	22.920	205.3	6	1'43.124	27.419	24.284	28.680	22.741	204.9
							7	1'44.200	27.482	24.232	29.253	23.233	200.0

Fastest Lap: Jaume MASIA Leopard Racing SPA **1'42.154** 27.105 24.171 28.297 22.581

These data/results cannot be reproduced, stored and/or transmitted in whole or in part by any manner of electronic, mechanical, photocopying, recording, broadcasting or otherwise now known or herein after developed without the previous express consent by the copyright owner, except for reproduction in daily press and regular printed publications on sale to the public within 60 days of the event related to those data/results and always provided that copyright symbol appears together as follows below.
© DORNA, 2023

Practice Nr. 2

Moto3

Lap	Lap Time	T1	T2	T3	T4	Speed	Lap	Lap Time	T1	T2	T3	T4	Speed	
8	1'43.287 *	27.385	24.367	28.679	22.856*	205.3	16th 43 Xavier ARTIGAS Runs=2 Total laps=13 Full laps=10 Valid laps=8	1	3'02.925	34.385	25.007	29.200	24.519	205.3
9	1'45.629 P	29.72*	25.388	30.501	20.016	196.0		2	1'44.055	27.722	24.583	28.701	23.049	206.5
10	1'47.922	32.082	24.467	28.640	22.733	204.9		3	1'43.832	27.607	24.471	28.710	23.044	207.2
11	1'47.377 *	27.164	24.171	29.472*	26.570	207.6		4	1'46.211	27.976	24.929	30.270	23.036	204.1
12	2'01.540	27.301	24.418	42.308	27.513	141.5		5	1'43.806	27.642	24.421	28.863	22.880	205.3
13	1'42.758	27.356	24.191	28.672	22.539	205.7		6	1'44.356 *	28.21*	24.315	28.747	23.077	206.8
13th 72 Taiyo FURUSATO Honda Team Asia JPN Runs=3 Total laps=14 Full laps=9 Valid laps=8								7	1'44.039	27.472	24.440	28.880	23.247	202.2
1	2'19.087	33.317	25.239	29.542	23.496	201.1		8	1'44.377 P	29.808	26.778	29.774	18.017	202.6
2	1'45.130	28.298	24.645	28.949	23.238	201.8		9	1'50.114 *	33.448	24.841	28.809	23.016*	207.2
3	1'44.443	27.887	24.527	28.978	23.051	203.3		10	1'43.866 *	27.402	24.268	28.789*	23.407	205.3
4	1'43.921	27.643	24.467	28.905	22.906	203.0		11	1'55.288	27.501	24.417	28.685	34.685	206.5
5	1'41.194 P	28.092	24.845	29.518	18.739	197.0		12	1'43.216	27.568	24.157	28.665	22.826	206.5
6	1'51.496 *	33.733	25.233	29.358*	23.172	201.8		13	1'42.889	27.410	24.180	28.543	22.756	207.2
7	1'44.221	27.872	24.550	28.869	22.930	203.0	17th 70 Joshua WHATLEY VisionTrack Racing T GBR Runs=3 Total laps=13 Full laps=8 Valid laps=7							
8	1'43.705	27.673	24.402	28.834	22.796	202.6	1	3'01.080	36.911	28.065	30.679	23.779	202.2	
9	1'44.395	27.927	24.466	28.902	23.100	203.0	2	1'44.760	27.948	24.808	28.909	23.095	204.5	
10	1'43.693	27.684	24.347	28.839	22.823	202.6	3	1'50.273	27.827	24.976	30.247	27.223	200.3	
11	1'39.880 P	27.52*	24.830	29.661	17.861	201.4	4	1'44.125	27.592	24.506	29.109	22.918	203.3	
12	2'01.914	38.745	24.722	29.693	28.754	204.9	5	1'43.468	27.408	24.484	28.641	22.935	206.5	
13	1'57.226 *	27.05*	24.512	37.855	27.803	158.8	6	1'43.563	27.379	24.571	28.760	22.853	202.2	
14	1'42.788	27.473	24.121	28.517	22.677	208.4	7	1'42.598 P	29.72*	25.088	29.127	18.656	200.0	
14th 44 David MUÑOZ BOE Motorsports SPA Runs=2 Total laps=13 Full laps=10 Valid laps=10							8	1'53.740	35.630	25.139	30.175	22.796	194.9	
1	2'52.267	32.805	25.021	31.314	25.865	189.4	9	1'44.585 P	27.249	24.315	33.897	19.124	170.3	
2	1'44.459	27.777	24.581	28.952	23.149	205.3	10	1'52.046	33.145	24.921	28.983	24.997	203.3	
3	1'43.579	27.758	24.339	28.695	22.787	206.8	11	1'42.925	27.226	24.457	28.535	22.707	203.3	
4	1'43.495	27.420	24.274	28.796	23.005	204.9	12	1'43.019	27.204	24.461	28.612	22.742	203.7	
5	1'43.740	27.514	24.472	28.895	22.859	204.9	13	1'43.683 *	27.12*	24.617	28.973	22.964	201.1	
6	1'43.154	27.399	24.347	28.630	22.778	207.2	18th 54 Riccardo ROSSI SIC58 Squadra Corse ITA Runs=3 Total laps=15 Full laps=10 Valid laps=7							
7	1'43.327	27.431	24.246	28.792	22.858	205.3	1	2'26.899	34.303	25.602	29.838	23.463	200.3	
8	1'43.153	27.356	24.294	28.590	22.913	203.7	2	1'45.122	28.159	24.838	28.934	23.191	202.2	
9	1'44.621 P	30.20*	25.186	29.603	19.625	196.0	3	1'44.207	27.718	24.651	28.738	23.100	203.7	
10	1'47.915	32.351	24.138	28.475	22.951	207.6	4	1'44.324 *	27.533	24.706	28.870	23.215*	203.0	
11	1'48.026	27.339	24.164	29.313	27.210	208.4	5	1'43.810	27.546	24.645	28.629	22.990	204.1	
12	2'01.072	27.378	24.102	42.203	27.389	136.8	6	1'47.598	27.515	24.571	28.650	26.862	203.3	
13	1'42.801	27.596	24.184	28.503	22.518	210.5	7	1'43.586	27.462	24.546	28.586	22.992	202.6	
15th 63 Syarifuddin AZMAN MT Helmets - MSI MAL Runs=2 Total laps=14 Full laps=11 Valid laps=9							8	1'48.941 P	32.15*	26.407	30.312	20.067	194.2	
1	3'05.188	32.840	25.268	29.278	23.410	204.1	9	1'50.531 *	33.212	25.083*	28.902*	23.334	201.8	
2	1'44.316	27.950	24.470	28.718	23.178	206.5	10	1'43.837	27.509	24.695	28.584	23.049	203.0	
3	1'45.555	28.517	24.661	28.944	23.433	205.3	11	1'42.738 P	27.529	24.654	30.772	19.783	192.8	
4	1'44.835	28.069	24.849	28.948	22.969	206.1	12	1'48.112 *	31.839	24.634	28.644*	22.995*	204.1	
5	1'44.030	27.595	24.526	28.706	23.203	206.8	13	1'42.988	27.381	24.365	28.351	22.891	205.3	
6	1'44.028 *	27.780	24.620	28.591*	23.037	206.5	14	2'03.254 *	27.173	24.318	43.555	28.208*	98.1	
7	1'44.079	27.697	24.438	28.794	23.150	204.1	15	1'44.070 *	27.255	24.383	28.734*	23.698	204.9	
8	1'42.162 P	27.862	24.698	31.664	17.938	190.4	19th 7 Filippo FARIOLI Red Bull KTM Tech3 ITA Runs=2 Total laps=13 Full laps=10 Valid laps=5							
9	1'58.753	34.094	24.887	29.257	30.515	200.3	1	2'50.815	33.333	25.096	29.708	23.900	202.6	
10	1'44.597	27.813	24.662	28.948	23.174	204.5	2	1'45.847	28.146	24.943	29.136	23.622	202.2	
11	1'42.876	27.353	24.185	28.410	22.928	206.8	3	1'44.154	27.629	24.723	28.720	23.082	206.5	
12	1'44.003	27.862	24.583	28.619	22.939	206.5	4	1'43.723 *	27.534	24.462	28.654*	23.073	204.1	
13	1'48.855	28.591	25.762	29.637	24.865	204.1								
14	1'44.751 *	28.015	24.619	28.899*	23.218	204.1								

Fastest Lap: Jaume MASIA Leopard Racing SPA 1'42.154 27.105 24.171 28.297 22.581

These data/results cannot be reproduced, stored and/or transmitted in whole or in part by any manner of electronic, mechanical, photocopying, recording, broadcasting or otherwise now known or herein after developed without the previous express consent by the copyright owner, except for reproduction in daily press and regular printed publications on sale to the public within 60 days of the event related to those data/results and always provided that copyright symbol appears together as follows below.
© DORNA, 2023

Practice Nr. 2

Moto3

Lap	Lap Time	T1	T2	T3	T4	Speed	Lap	Lap Time	T1	T2	T3	T4	Speed
5	1'43.458	27.565	24.377	28.523	22.993	205.3	12	1'37.962 P	27.372	24.495	28.835	17.260	203.0
6	1'43.155	27.397	24.378	28.533	22.847	205.3	13	2'17.845 *	41.566	28.345	35.496*	32.438	163.1
7	1'43.958 *	27.70*	24.523	28.662*	23.073	203.0	14	2'02.247	27.497	24.380	40.434	29.936	139.8
8	1'43.070	27.291	24.319	28.559	22.901	205.7	15	1'43.374	27.425	24.312	28.733	22.904	206.8
9	1'43.947 P	29.89*	25.165	29.344	19.542	201.8	23rd 38 David SALVADOR CIP Green Power SPA Runs=3 Total laps=15 Full laps=10 Valid laps=8						
10	1'48.837	32.463	24.570	28.851	22.953	205.3	1	2'22.334	32.888	25.312	29.213	23.406	204.9
11	1'50.531 *	27.356	24.304	28.979	29.892*	206.1	2	1'45.014	28.296	24.838	28.829	23.051	203.7
12	1'55.972 *	27.40*	24.586	36.571	27.415	154.9	3	1'44.513	27.866	24.607	28.890	23.150	203.7
13	1'43.744 *	27.514	24.578	28.619	23.033*	203.7	4	1'49.423 *	31.05*	25.935	29.231	23.205	202.2
20th 19 Scott OGDEN VisionTrack Racing T GBR Runs=3 Total laps=16 Full laps=11 Valid laps=8						5	1'44.884	27.880	24.721	28.984	23.299	201.8	
1	2'22.222	33.230	25.423	29.165	23.430	204.5	6	1'44.650	27.783	24.703	29.002	23.162	201.1
2	1'45.944 *	28.602	24.922	28.967*	23.453*	203.7	7	1'42.371 P	29.888	25.104	29.258	18.121	200.3
3	1'44.530	27.846	24.743	28.838	23.103	204.9	8	1'56.423	38.411	25.543	28.772	23.697	205.3
4	1'44.488	27.688	24.647	29.077	23.076	205.7	9	1'44.900	27.836	24.791	29.056	23.217	200.3
5	1'44.830	27.995	24.638	28.915	23.282	203.0	10	1'44.709	27.688	24.782	29.017	23.222	200.3
6	1'47.165	27.811	27.334	28.796	23.224	204.9	11	1'39.213 P	27.737	24.804	29.313	17.359	200.7
7	1'49.918 *	30.98*	26.379	29.223	23.333	202.6	12	1'54.011	33.837	25.803	30.894	23.477	186.5
8	1'40.762 P	27.965	24.797	29.151	18.849	201.1	13	1'43.405	27.411	24.463	28.689	22.842	203.3
9	1'56.910	33.301	26.262	32.746	24.601	176.7	14	1'47.971 *	27.21*	24.632	32.355	23.770	172.2
10	1'46.602	27.370	24.314	28.734	26.184	201.8	15	1'43.394	27.361	24.413	28.747	22.873	203.3
11	1'43.535	27.195	24.552	28.823	22.965	201.8	24th 24 Tatsuki SUZUKI Leopard Racing JPN Runs=2 Total laps=8 Full laps=5 Valid laps=4						
12	1'42.581 P	27.780	27.554	29.413	17.834	201.1	1	3'17.135	35.083	25.288	29.158	23.400	204.1
13	1'52.208 *	33.905	25.770	29.675*	22.858	199.6	2	1'44.955	28.639	24.633	28.748	22.935	207.2
14	1'43.078	27.210	24.403	28.626	22.839	203.7	3	1'43.900 *	27.632	24.588	28.653*	23.027	206.5
15	1'53.843	29.354	25.649	29.817	29.023	204.9	4	1'44.196	27.680	24.557	28.865	23.094	205.3
16	1'44.830 *	27.835	24.590	29.186*	23.219	202.6	5	1'44.973	28.451	24.730	28.636	23.156	206.5
21st 10 Diogo MOREIRA MT Helmets - MSI BRA Runs=2 Total laps=11 Full laps=8 Valid laps=8						6	1'43.738	27.664	24.497	28.711	22.866	205.7	
1	3'17.954	32.370	25.029	29.233	23.179	201.8	7	1'43.194 P	29.12*	24.913	29.543	19.617	197.8
2	1'44.096	27.617	24.637	28.697	23.145	205.7	8	1'52.831	34.766	25.111	30.003	22.951	197.4
3	1'44.316	27.834	24.551	28.780	23.151	208.0	unfinished 27.187 24.219						
4	1'44.106	27.736	24.467	28.907	22.996	206.1	25th 6 Ryusei YAMANAKA Gaviota GASGAS Asp JPN Runs=2 Total laps=14 Full laps=11 Valid laps=8						
5	1'44.040	27.657	24.550	28.793	23.040	204.5	1	2'21.531	33.895	25.491	29.058	23.452	204.1
6	1'43.978	27.744	24.441	28.808	22.985	203.0	2	1'44.978	27.949	24.727	28.990	23.312	203.3
7	1'42.704 P	29.446	25.736	29.097	18.425	202.6	3	1'44.430	27.851	24.707	28.850	23.022	202.6
8	1'47.455	31.841	24.334	28.490	22.790	208.8	4	1'44.703	27.642	25.074	28.919	23.068	201.4
9	1'46.980	27.303	24.085	29.023	26.569	209.7	5	1'44.743	27.833	24.987	28.908	23.015	200.7
10	2'01.392	27.337	24.296	42.578	27.181	142.6	6	1'44.530	27.875	24.725	28.904	23.026	201.4
11	1'43.142	27.530	24.345	28.444	22.823	206.1	7	1'44.744	27.836	24.817	29.002	23.089	200.0
22nd 18 Matteo BERTELLE Rivacold Snipers Tea ITA Runs=3 Total laps=15 Full laps=10 Valid laps=9						8	1'44.462	27.748	24.746	28.841	23.127	200.3	
1	3'00.728	34.738	25.927	29.698	23.927	198.8	9	1'39.899 P	27.887	24.900	29.209	17.903	198.8
2	1'44.963	28.121	24.655	29.095	23.092	204.9	10	1'49.947	33.483	24.903	28.663	22.898	204.5
3	1'44.732	27.837	24.716	29.002	23.177	203.7	11	1'43.773	27.422	24.769	28.726	22.856	206.5
4	1'47.736 *	30.15*	24.547	29.932	23.101	194.9	12	1'54.778 *	27.628	25.172	30.963*	31.015	201.4
5	1'43.951	27.628	24.555	28.697	23.071	204.5	13	1'56.635 *	27.538	24.519	37.430*	27.148	165.3
6	1'44.000	27.615	24.422	28.931	23.032	204.9	14	1'44.088 *	27.734	24.495	28.684	23.175*	206.8
7	1'43.975	27.668	24.396	28.896	23.015	203.0	26th 20 Lorenzo FELLON CIP Green Power FRA Runs=2 Total laps=15 Full laps=12 Valid laps=7						
8	1'46.805 P	29.749	28.619	30.376	18.061	195.2	1	2'21.772	34.038	25.519	29.282	23.315	204.5
9	1'54.967	35.514	25.903	30.283	23.267	196.3	2	1'45.481	28.180	24.824	29.182	23.295	203.3
10	1'43.932	27.629	24.648	28.755	22.900	202.6							
11	1'43.290	27.336	24.442	28.641	22.871	202.6							

Fastest Lap: Jaume MASIA Leopard Racing SPA **1'42.154** 27.105 24.171 28.297 22.581

These data/results cannot be reproduced, stored and/or transmitted in whole or in part by any manner of electronic, mechanical, photocopying, recording, broadcasting or otherwise now known or herein after developed without the previous express consent by the copyright owner, except for reproduction in daily press and regular printed publications on sale to the public within 60 days of the event related to those data/results and always provided that copyright symbol appears together as follows below.
© DORNA, 2023

Practice Nr. 2

Moto3

Lap	Lap Time	T1	T2	T3	T4	Speed	Lap	Lap Time	T1	T2	T3	T4	Speed
3	1'44.705	28.042	24.737	28.949	22.977	205.7							
4	1'45.151	28.151	24.724	29.081	23.195	203.0							
5	1'44.989	28.282	24.697	28.854	23.156	205.7							
6	1'46.522 *	28.012	25.850	29.433	23.227*	204.1							
7	1'47.419	27.931	24.732	29.254	25.502	200.7							
8	1'49.540 *	31.094	25.941	29.042	23.463*	201.8							
9	1'45.585 *	27.895	25.212	29.125	23.353*	201.1							
10	1'45.226	27.969	24.612	29.101	23.544	201.4							
11	1'39.972 P	28.74*	25.234	28.854*	17.135	205.3							
12	1'55.376 *	34.456	27.008	30.547*	23.365	197.8							
13	1'52.007 *	29.405	24.628	30.169*	27.805	203.7							
14	1'46.681 *	27.683	24.320	28.793	25.885*	204.1							
15	1'43.808	27.618	24.355	28.753	23.082	204.9							

27th 64 Mario AJI Honda Team Asia INA
 Runs=2 Total laps=13 Full laps=10 Valid laps=8

1	2'52.419	35.973	31.657	32.046	28.788	195.2
2	1'46.271	28.356	25.228	29.308	23.379	203.0
3	1'45.466	28.007	24.973	29.226	23.260	200.0
4	1'46.247	28.409	24.874	29.514	23.450	199.2
5	1'46.136 *	28.177	25.213	29.327	23.419*	199.2
6	1'50.546 *	28.651	26.514	31.739*	23.642	196.3
7	1'45.345	28.098	24.882	29.236	23.129	201.8
8	1'45.262	27.877	24.838	29.301	23.246	198.8
9	1'45.501 P	30.53*	26.003	29.895	19.068	197.4
10	1'49.211 *	32.080	25.015	29.050	23.066*	202.2
11	1'45.811	27.584	24.803	28.902	24.522	200.3
12	1'57.040	27.560	24.450	30.798	34.232	197.4
13	1'43.823	27.825	24.548	28.706	22.744	204.5

28th 22 Ana CARRASCO BOE Motorsports SPA
 Runs=3 Total laps=14 Full laps=9 Valid laps=9

1	2'51.349	33.690	25.582	30.029	25.182	201.4
2	1'45.853	28.222	25.112	29.246	23.273	205.7
3	1'45.010	27.920	24.805	29.236	23.049	206.5
4	1'44.775	27.837	24.662	29.074	23.202	203.3
5	1'40.211 P	27.964	24.893	29.435	17.919	202.6
6	1'52.915	34.340	25.745	29.596	23.234	202.6
7	1'45.222	28.125	24.741	29.202	23.154	202.6
8	1'44.628	27.714	24.764	29.041	23.109	201.8
9	1'40.218 P	28.180	24.895	29.249	17.894	201.4
10	1'50.338	33.328	24.950	28.887	23.173	205.7
11	1'44.173	27.869	24.423	28.818	23.063	203.7
12	1'53.737	27.699	24.592	29.053	32.393	204.9
13	1'44.897	27.634	25.115	29.040	23.108	204.1
14	1'44.417	27.705	24.550	29.065	23.097	203.3

Fastest Lap: Jaume MASIA Leopard Racing SPA **1'42.154** 27.105 24.171 28.297 22.581

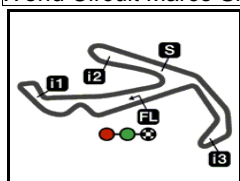
These data/results cannot be reproduced, stored and/or transmitted in whole or in part by any manner of electronic, mechanical, photocopying, recording, broadcasting or otherwise now known or herein after developed without the previous express consent by the copyright owner, except for reproduction in daily press and regular printed publications on sale to the public within 60 days of the event related to those data/results and always provided that copyright symbol appears together as follows below.
 © DORNA, 2023

Official MotoGP Timing by TISSOT
 www.motogp.com

Misano Adriatico, Friday, September 08, 2023 Page 5 of 5

motogp





4226 m.

GRAN PREMIO RED BULL DI SAN MARINO E DELLA RIVIERA

Practice Nr. 2

Best Partial Times

Moto3™

IT Ideal Lap Time, sum of the best partial times

BT Best Lap Time

T1		T2		T3		T4				IT	BT	
Pos	Rider	Time	Rider	Time	Rider	Time	Rider	Time	Pos	Rider	IT	BT
1	D.ALONSO	27.058	D.ÖNCÜ	24.038	A.SASAKI	28.238	D.MUÑOZ	22.518	1	J.MASIA	1'42.035	1'42.154 (1)
2	J.MASIA	27.067	A.SASAKI	24.071	J.MASIA	28.273	D.ÖNCÜ	22.525	2	A.SASAKI	1'42.100	1'42.229 (2)
3	R.FENATI	27.067	J.RUEDA	24.079	J.KELSO	28.309	D.HOLGADO	22.539	3	D.ÖNCÜ	1'42.108	1'42.283 (3)
4	I.ORTOLÁ	27.131	D.MOREIRA	24.085	R.ROSSI	28.351	A.SASAKI	22.558	4	D.ALONSO	1'42.174	1'42.288 (4)
5	D.ÖNCÜ	27.149	J.KELSO	24.085	K.TOBA	28.367	K.TOBA	22.572	5	I.ORTOLÁ	1'42.279	1'42.431 (5)
6	D.HOLGADO	27.164	I.ORTOLÁ	24.087	S.NEPA	28.384	D.ALONSO	22.579	6	J.KELSO	1'42.354	1'42.433 (6)
7	R.ROSSI	27.173	D.MUÑOZ	24.102	D.ALONSO	28.387	J.MASIA	22.581	7	S.NEPA	1'42.373	1'42.471 (7)
8	T.SUZUKI	27.187	J.MASIA	24.114	I.ORTOLÁ	28.391	J.RUEDA	22.634	8	D.HOLGADO	1'42.378	1'42.758 (12)
9	K.TOBA	27.188	T.FURUSATO	24.121	D.ÖNCÜ	28.396	S.NEPA	22.645	9	D.MUÑOZ	1'42.434	1'42.801 (14)
10	S.OGDEN	27.195	S.NEPA	24.132	S.AZMAN	28.410	R.FENATI	22.663	10	K.TOBA	1'42.439	1'42.552 (8)
11	J.WHATLEY	27.204	D.ALONSO	24.150	C.VEIJER	28.431	I.ORTOLÁ	22.670	11	J.RUEDA	1'42.470	1'42.557 (9)
12	S.NEPA	27.212	X.ARTIGAS	24.157	D.MOREIRA	28.444	T.FURUSATO	22.677	12	R.FENATI	1'42.474	1'42.615 (10)
13	C.VEIJER	27.212	D.HOLGADO	24.171	J.RUEDA	28.451	J.WHATLEY	22.707	13	D.MOREIRA	1'42.622	1'43.142 (21)
14	A.SASAKI	27.233	S.AZMAN	24.185	D.MUÑOZ	28.475	J.KELSO	22.711	14	C.VEIJER	1'42.654	1'42.735 (11)
15	J.KELSO	27.249	R.FENATI	24.201	D.HOLGADO	28.504	C.VEIJER	22.733	15	R.ROSSI	1'42.733	1'42.988 (18)
16	F.FARIOLI	27.291	T.SUZUKI	24.219	T.FURUSATO	28.517	M.AJI	22.744	16	J.WHATLEY	1'42.761	1'42.925 (17)
17	D.MOREIRA	27.303	C.VEIJER	24.278	F.FARIOLI	28.523	X.ARTIGAS	22.756	17	T.FURUSATO	1'42.788	1'42.788 (13)
18	J.RUEDA	27.306	F.FARIOLI	24.304	J.WHATLEY	28.535	D.MOREIRA	22.790	18	X.ARTIGAS	1'42.858	1'42.889 (16)
19	M.BERTELLE	27.336	M.BERTELLE	24.312	X.ARTIGAS	28.543	S.OGDEN	22.839	19	S.AZMAN	1'42.876	1'42.876 (15)
20	D.MUÑOZ	27.339	K.TOBA	24.312	R.FENATI	28.543	D.SALVADOR	22.842	20	T.SUZUKI	1'42.908	1'43.738 (24)
21	S.AZMAN	27.353	S.OGDEN	24.314	S.OGDEN	28.626	F.FARIOLI	22.847	21	F.FARIOLI	1'42.965	1'43.070 (19)
22	D.SALVADOR	27.361	J.WHATLEY	24.315	T.SUZUKI	28.636	R.YAMANAKA	22.856	22	S.OGDEN	1'42.974	1'43.078 (20)
23	X.ARTIGAS	27.402	R.ROSSI	24.318	M.BERTELLE	28.641	T.SUZUKI	22.866	23	M.BERTELLE	1'43.160	1'43.290 (22)
24	R.YAMANAKA	27.422	L.FELLON	24.320	R.YAMANAKA	28.663	M.BERTELLE	22.871	24	D.SALVADOR	1'43.305	1'43.394 (23)

These data/results cannot be reproduced, stored and/or transmitted in whole or in part by any manner of electronic, mechanical, photocopying, recording, broadcasting or otherwise now known or herein after developed without the previous express consent by the copyright owner, except for reproduction in daily press and regular printed publications on sale to the public within 60 days of the event related to those data/results and always provided that copyright symbol appears together as follows below.

© DORNA, 2023

Official MotoGP Timing by TISSOT
www.motogp.com





4226 m.

GRAN PREMIO RED BULL DI SAN MARINO E DELLA RIVIERA

Practice Nr. 2

Best Partial Times

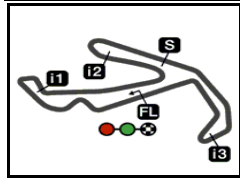
IT Ideal Lap Time, sum of the best partial times*BT* Best Lap Time

T1		T2		T3		T4				<i>IT</i>	<i>BT</i>	
<i>Pos</i>	<i>Rider</i>	<i>Time</i>	<i>Rider</i>	<i>Time</i>	<i>Rider</i>	<i>Time</i>	<i>Rider</i>	<i>Time</i>	<i>Pos</i>	<i>Rider</i>		
25	T.FURUSATO	27.473	D.SALVADOR	24.413	D.SALVADOR	28.689	R.ROSSI	22.891	25	R.YAMANAKA	1'43.436	1'43.773 (25)
26	M.AJI	27.560	A.CARRASCO	24.423	M.AJI	28.706	S.AZMAN	22.928	26	M.AJI	1'43.460	1'43.823 (27)
27	L.FELLON	27.618	M.AJI	24.450	L.FELLON	28.753	L.FELLON	22.977	27	L.FELLON	1'43.668	1'43.808 (26)
28	A.CARRASCO	27.634	R.YAMANAKA	24.495	A.CARRASCO	28.818	A.CARRASCO	23.049	28	A.CARRASCO	1'43.924	1'44.173 (28)

These data/results cannot be reproduced, stored and/or transmitted in whole or in part by any manner of electronic, mechanical, photocopying, recording, broadcasting or otherwise now known or herein after developed without the previous express consent by the copyright owner, except for reproduction in daily press and regular printed publications on sale to the public within 60 days of the event related to those data/results and always provided that copyright symbol appears together as follows below.
© DORNA, 2023

Official MotoGP Timing by 
www.motogp.com






4226 m.

GRAN PREMIO RED BULL DI SAN MARINO E DELLA RIVIERA

Practice Nr. 2

Fastest Laps Sequence

Moto3™

<i>Practice Time</i>	 <i>Rider</i>	<i>Nation</i>	<i>Motorcycle</i>	<i>Time</i>	<i>Km/h</i>	<i>Rider's Lap</i>
4'04.217	72 Taiyo FURUSATO	JPN	HONDA	1'45.130	144.7	2
4'06.129	80 David ALONSO	COL	GASGAS	1'44.790	145.1	2
4'36.417	96 Daniel HOLGADO	SPA	KTM	1'44.403	145.7	2
4'46.706	66 Joel KELSO	AUS	CFMOTO	1'44.200	146.0	2
4'46.980	43 Xavier ARTIGAS	SPA	CFMOTO	1'44.055	146.2	2
5'01.095	5 Jaume MASIA	SPA	HONDA	1'43.455	147.0	2
6'44.181	5 Jaume MASIA	SPA	HONDA	1'43.086	147.5	3
8'27.143	5 Jaume MASIA	SPA	HONDA	1'42.962	147.7	4
10'09.693	5 Jaume MASIA	SPA	HONDA	1'42.550	148.3	5
22'34.041	53 Deniz ÖNCÜ	TUR	KTM	1'42.540	148.3	12
29'47.720	80 David ALONSO	COL	GASGAS	1'42.288	148.7	14
32'03.093	71 Ayumu SASAKI	JPN	HUSQVARNA	1'42.229	148.8	11
34'24.344	5 Jaume MASIA	SPA	HONDA	1'42.154	148.9	14

These data/results cannot be reproduced, stored and/or transmitted in whole or in part by any manner of electronic, mechanical, photocopying, recording, broadcasting or otherwise now known or herein after developed without the previous express consent by the copyright owner, except for reproduction in daily press and regular printed publications on sale to the public within 60 days of the event related to those data/results and always provided that copyright symbol appears together as follows below.

© DORNA, 2023

Official MotoGP Timing by TISSOT
www.motogp.com

Misano Adriatico, Friday, September 08, 2023

