


4226 m.

**GRAN PREMIO RED BULL DI SAN MARINO E DELLA RIVIERA****Free Practice Nr. 1****Classification****3**

	Rider	Nation	Team	Motorcycle	Time	Lap Total	Gap	Top Speed
1	51 <b>Michele PIRRO</b>	ITA	Aruba.it Racing	DUCATI	<b>1'31.909</b>	18 19		<b>296.7</b>
2	10 <b>Luca MARINI</b>	ITA	Mooney VR46 Racing Team	DUCATI	<b>1'32.024</b>	22 22	0.115 0.115	<b>297.5</b>
3	89 <b>Jorge MARTIN</b>	SPA	Prima Pramac Racing	DUCATI	<b>1'32.066</b>	17 21	0.157 0.042	<b>299.1</b>
4	72 <b>Marco BEZZECCHI</b>	ITA	Mooney VR46 Racing Team	DUCATI	<b>1'32.090</b>	19 19	0.181 0.024	<b>300.0</b>
5	25 <b>Raul FERNANDEZ</b>	SPA	CryptoDATA RNF MotoGP Team	APRILIA	<b>1'32.227</b>	17 19	0.318 0.137	<b>298.3</b>
6	26 <b>Dani PEDROSA</b>	SPA	Red Bull KTM Factory Racing	KTM	<b>1'32.250</b>	12 22	0.341 0.023	<b>300.8</b>
7	12 <b>Maverick VIÑALES</b>	SPA	Aprilia Racing	APRILIA	<b>1'32.275</b>	20 20	0.366 0.025	<b>298.3</b>
8	5 <b>Johann ZARCO</b>	FRA	Prima Pramac Racing	DUCATI	<b>1'32.301</b>	19 19	0.392 0.026	<b>298.3</b>
9	41 <b>Alex ESPARGARO</b>	SPA	Aprilia Racing	APRILIA	<b>1'32.327</b>	19 19	0.418 0.026	<b>298.3</b>
10	73 <b>Alex MARQUEZ</b>	SPA	Gresini Racing MotoGP	DUCATI	<b>1'32.349</b>	20 21	0.440 0.022	<b>297.5</b>
11	33 <b>Brad BINDER</b>	RSA	Red Bull KTM Factory Racing	KTM	<b>1'32.390</b>	20 24	0.481 0.041	<b>298.3</b>
12	21 <b>Franco MORBIDELLI</b>	ITA	Monster Energy Yamaha MotoGP	YAMAHA	<b>1'32.395</b>	21 21	0.486 0.005	<b>294.2</b>
13	44 <b>Po ESPARGARO</b>	SPA	GASGAS Factory Racing Tech3	KTM	<b>1'32.404</b>	16 17	0.495 0.009	<b>300.0</b>
14	43 <b>Jack MILLER</b>	AUS	Red Bull KTM Factory Racing	KTM	<b>1'32.509</b>	18 24	0.600 0.105	<b>297.5</b>
15	20 <b>Fabio QUARTARARO</b>	FRA	Monster Energy Yamaha MotoGP	YAMAHA	<b>1'32.510</b>	17 21	0.601 0.001	<b>295.0</b>
16	6 <b>Stefan BRADL</b>	GER	HRC Team	HONDA	<b>1'32.538</b>	19 20	0.629 0.028	<b>295.8</b>
17	49 <b>Fabio DI GIANNANTONIO</b>	ITA	Gresini Racing MotoGP	DUCATI	<b>1'32.554</b>	20 20	0.645 0.016	<b>294.2</b>
18	88 <b>Miguel OLIVEIRA</b>	POR	CryptoDATA RNF MotoGP Team	APRILIA	<b>1'32.559</b>	18 18	0.650 0.005	<b>300.8</b>
19	30 <b>Takaaki NAKAGAMI</b>	JPN	LCR Honda IDEMITSU	HONDA	<b>1'32.571</b>	17 21	0.662 0.012	<b>295.0</b>
20	1 <b>Francesco BAGNAIA</b>	ITA	Ducati Lenovo Team	DUCATI	<b>1'32.599</b>	16 18	0.690 0.028	<b>300.0</b>
21	93 <b>Marc MARQUEZ</b>	SPA	Repsol Honda Team	HONDA	<b>1'32.674</b>	17 20	0.765 0.075	<b>295.8</b>
22	37 <b>Augusto FERNANDEZ</b>	SPA	GASGAS Factory Racing Tech3	KTM	<b>1'33.201</b>	18 21	1.292 0.527	<b>295.0</b>
23	36 <b>Joan MIR</b>	SPA	Repsol Honda Team	HONDA	<b>1'33.228</b>	15 19	1.319 0.027	<b>295.0</b>
<b>Not qualified (Out 105%)</b>					<b>1'36.504</b>			
	7 <b>Takumi TAKAHASHI</b>	JPN	LCR Honda CASTROL	HONDA	<b>1'37.894</b>	21 21	5.985 4.666	<b>288.0</b>

Practice condition: Dry

Air: 27°

Humidity: 64%

Ground: 34°

<b>Fastest Lap:</b>	Lap: 18	<b>Michele PIRRO</b>	<b>1'31.909</b>	165.5 Km/h
<b>Best Race Lap:</b>	2022	<b>Enea BASTIANINI</b>	<b>1'31.868</b>	165.6 Km/h
<b>All Time Lap Record:</b>	2021	<b>Francesco BAGNAIA</b>	<b>1'31.065</b>	167.0 Km/h

The results are provisional until the end of the limit for protest and appeals.

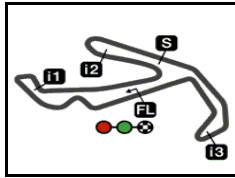
Time limit for protest expires 30' after publication of the results - ..... Time: .....

These data/results cannot be reproduced, stored and/or transmitted in whole or in part by any manner of electronic, mechanical, photocopying, recording, broadcasting or otherwise now known or herein after developed without the previous express consent by the copyright owner, except for reproduction in daily press and regular printed publications on sale to the public within 60 days of the event related to those data/results and always provided that copyright symbol appears together as follows below.

© DORNA, 2023

Official MotoGP Timing by TISSOT  
www.motogp.com

**Misano Adriatico, Friday, September 08, 2023**



4226 m.

**GRAN PREMIO RED BULL DI SAN MARINO E DELLA RIVIERA****Free Practice Nr. 1****Top Speed & Average****4**

<i>Rider</i>	<i>Nation</i>	<i>Motorcycle</i>	<i>Top 5 speeds</i>					<i>Average</i>	<i>Top</i>
26 Dani PEDROSA	SPA	KTM	300.8	300.8	300.8	300.8	300.0	300.4	<b>300.8</b>
88 Miguel OLIVEIRA	POR	APRILIA	300.8	299.1	298.3	297.5	297.5	298.5	<b>300.8</b>
1 Francesco BAGNAIA	ITA	DUCATI	300.0	299.1	298.3	297.5	295.8	297.5	<b>300.0</b>
44 Pol ESPARGARO	SPA	KTM	300.0	299.1	298.3	298.3	297.5	298.1	<b>300.0</b>
72 Marco BEZZECCHI	ITA	DUCATI	300.0	297.5	297.5	296.7	296.7	297.7	<b>300.0</b>
89 Jorge MARTIN	SPA	DUCATI	299.1	297.5	297.5	297.5	296.7	297.3	<b>299.1</b>
5 Johann ZARCO	FRA	DUCATI	298.3	298.3	297.5	295.8	295.8	297.1	<b>298.3</b>
12 Maverick VIÑALES	SPA	APRILIA	298.3	297.5	296.7	295.8	295.8	296.5	<b>298.3</b>
25 Raul FERNANDEZ	SPA	APRILIA	298.3	298.3	295.8	294.2	294.2	295.6	<b>298.3</b>
33 Brad BINDER	RSA	KTM	298.3	296.7	296.7	296.7	296.7	297.0	<b>298.3</b>
41 Aleix ESPARGARO	SPA	APRILIA	298.3	297.5	296.7	296.7	296.7	297.2	<b>298.3</b>
10 Luca MARINI	ITA	DUCATI	297.5	297.5	297.5	296.7	296.7	297.1	<b>297.5</b>
43 Jack MILLER	AUS	KTM	297.5	296.7	295.8	295.8	295.8	296.3	<b>297.5</b>
73 Alex MARQUEZ	SPA	DUCATI	297.5	297.5	296.7	296.7	296.7	297.0	<b>297.5</b>
51 Michele PIRRO	ITA	DUCATI	296.7	295.8	295.0	295.0	295.0	295.3	<b>296.7</b>
6 Stefan BRADL	GER	HONDA	295.8	295.8	294.2	294.2	294.2	294.7	<b>295.8</b>
93 Marc MARQUEZ	SPA	HONDA	295.8	295.8	295.8	295.0	294.2	294.9	<b>295.8</b>
20 Fabio QUARTARARO	FRA	YAMAHA	295.0	295.0	294.2	294.2	294.2	294.4	<b>295.0</b>
30 Takaaki NAKAGAMI	JPN	HONDA	295.0	295.0	295.0	295.0	294.2	294.8	<b>295.0</b>
36 Joan MIR	SPA	HONDA	295.0	294.2	294.2	293.4	293.4	293.7	<b>295.0</b>
37 Augusto FERNANDEZ	SPA	KTM	295.0	294.2	292.6	292.6	292.6	293.1	<b>295.0</b>
21 Franco MORBIDELLI	ITA	YAMAHA	294.2	294.2	293.4	293.4	292.6	293.2	<b>294.2</b>
49 Fabio DI GIANNANTONIO	ITA	DUCATI	294.2	294.2	293.4	293.4	293.4	293.7	<b>294.2</b>
7 Takumi TAKAHASHI	JPN	HONDA	288.0	288.0	287.2	286.4	286.4	286.8	<b>288.0</b>

These data/results cannot be reproduced, stored and/or transmitted in whole or in part by any manner of electronic, mechanical, photocopying, recording, broadcasting or otherwise now known or herein after developed without the previous express consent by the copyright owner, except for reproduction in daily press and regular printed publications on sale to the public within 60 days of the event related to those data/results and always provided that copyright symbol appears together as follows below.

© DORNA, 2023

Official MotoGP Timing by TISSOT  
www.motogp.com



Misano Adriatico, Friday, September 08, 2023

## GRAN PREMIO RED BULL DI SAN MARINO E DELLA RIVIERA

## Free Practice Nr. 1

## Chronological Analysis of Performances

5

\* Lap / Sector time cancelled

T1 Time from finish line to 1st intermedate

T3 Time from 2nd intermed. to 3rd intermed.

P Crossing the finish line in pit lane

T2 Time from 1st intermed. to 2nd intermed.

T4 Time from 3rd intermedate to finish line

\*\*Tyre data subject to further updates

Lap	Lap Time	T1	T2	T3	T4	Speed	Lap	Lap Time	T1	T2	T3	T4	Speed
<b>1st</b>	<b>51</b>	<b>Michele PIRRO</b>		DUCATI		ITA	10	<b>1'33.538</b>	26.246	20.912	25.447	20.933	294.2
		Aruba.it Racing					11	<b>1'35.106</b>	26.441	21.975	25.698	20.992	292.6
		Runs=3	Total laps=19	Full laps=14	Valid laps=12		12	<b>1'33.139</b>	26.140	20.837	25.318	20.844	293.4
<i>Run #</i>	<i>1</i>	<i>Front Tyre</i>	<i>Slick-Soft</i>	<i>Rear Tyre</i>	<i>Slick-Medium</i>		13	<b>1'33.218</b> *	26.088	20.949	25.375*	20.806	295.8
			<i>New Tyre</i>		<i>New Tyre</i>		14	<b>1'34.985</b> P	26.207	23.378	27.822	17.578	284.2
<i>1</i>	<b>2'52.364</b>	36.346	22.724	26.628	21.767	280.5	<i>Run #</i>	<i>3</i>	<i>Front Tyre</i>	<i>Slick-Medium</i>	<i>Rear Tyre</i>	<i>Slick-Medium</i>	
<i>2</i>	<b>1'34.507</b>	26.767	21.298	25.472	20.970	293.4				<i>New Tyre</i>		<i>14 Laps at start</i>	
<i>3</i>	<b>1'33.755</b>	26.140	21.252	25.426	20.937	295.0	<i>15</i>	<b>1'45.116</b>	35.703	21.754	26.199	21.460	292.6
<i>4</i>	<b>1'32.405</b>	26.104	20.722	24.951	20.628	295.0	<i>16</i>	<b>1'33.601</b>	26.318	20.988	25.351	20.944	295.0
<i>5</i>	<b>1'32.393</b> *	25.929	20.699	25.052	20.713*	295.0	<i>17</i>	<b>1'32.532</b>	25.966	20.714	25.070	20.782	295.0
<i>6</i>	<b>1'32.488</b>	25.826	20.937	25.024	20.701	295.8	<i>18</i>	<b>1'32.253</b>	25.944	20.645	24.966	20.698	296.7
<i>7</i>	<b>1'36.496</b> P	25.958	20.867	29.388	20.283	186.8	<i>19</i>	<b>1'32.650</b>	25.828	20.895	25.189	20.738	295.8
<i>Run #</i>	<i>2</i>	<i>Front Tyre</i>	<i>Slick-Soft</i>	<i>Rear Tyre</i>	<i>Slick-Medium</i>		<i>20</i>	<b>1'32.175</b>	25.812	20.654	24.991	20.718	297.5
			<i>7 Laps at start</i>		<i>7 Laps at start</i>		<i>21</i>	<b>1'32.199</b>	25.937	20.556	25.024	20.682	297.5
<i>8</i>	<b>1'44.433</b>	34.988	22.096	26.031	21.318	289.5	<i>22</i>	<b>1'32.024</b>	25.787	20.556	25.014	20.667	296.7
<i>9</i>	<b>1'34.052</b>	26.350	21.622	25.282	20.798	291.8							
<i>10</i>	<b>1'32.306</b>	26.005	20.682	24.939	20.680	296.7	<b>3rd</b>	<b>89</b>	<b>Jorge MARTIN</b>		DUCATI		SPA
<i>11</i>	<b>1'34.651</b>	25.907	22.042	25.459	21.243	293.4			Prima Pramac Racing				
<i>12</i>	<b>1'32.794</b>	26.091	20.906	25.048	20.749	295.0			Runs=3	Total laps=21	Full laps=16	Valid laps=11	
<i>13</i>	<b>1'32.283</b>	25.812	20.798	24.992	20.681	295.0	<i>Run #</i>	<i>1</i>	<i>Front Tyre</i>	<i>Slick-Medium</i>	<i>Rear Tyre</i>	<i>Slick-Medium</i>	
<i>14</i>	<b>1'37.337</b> P	26.004	23.057	29.207	19.069	224.0				<i>New Tyre</i>		<i>New Tyre</i>	
<i>Run #</i>	<i>3</i>	<i>Front Tyre</i>	<i>Slick-Soft</i>	<i>Rear Tyre</i>	<i>Slick-Soft</i>		<i>1</i>	<b>2'15.796</b>	35.616	22.535	26.792	21.998	290.3
			<i>New Tyre</i>		<i>New Tyre</i>		<i>2</i>	<b>1'35.587</b>	27.154	21.151	25.896	21.386	293.4
<i>15</i>	<b>1'45.808</b>	36.599	22.307	25.621	21.281	291.1	<i>3</i>	<b>1'36.309</b>	26.576	22.821	25.736	21.176	295.8
<i>16</i>	<b>1'32.677</b>	26.220	20.904	24.960	20.593	295.0	<i>4</i>	<b>1'34.445</b> *	26.533	20.774	25.831*	21.307	294.2
<i>17</i>	<b>1'32.018</b>	25.789	20.628	24.915	20.686	294.2	<i>5</i>	<b>1'38.571</b> *	26.231	20.578	30.746*	21.016	196.3
<i>18</i>	<b>1'31.909</b>	25.796	20.513	24.967	20.633	295.0	<i>6</i>	<b>1'33.100</b>	26.188	20.803	25.348	20.761	297.5
<i>19</i>	<b>1'42.876</b> *	29.996	23.048	27.299*	22.533	276.2	<i>7</i>	<b>1'28.730</b> P	26.101	21.100	25.343	16.186	299.1
<b>2nd</b>	<b>10</b>	<b>Luca MARINI</b>		DUCATI		ITA	<i>Run #</i>	<i>2</i>	<i>Front Tyre</i>	<i>Slick-Medium</i>	<i>Rear Tyre</i>	<i>Slick-Medium</i>	
		Mooney VR46 Racing Team							<i>7 Laps at start</i>		<i>7 Laps at start</i>		
		Runs=3	Total laps=22	Full laps=17	Valid laps=15		<i>8</i>	<b>1'42.583</b> *	33.838	21.637	25.988*	21.120	293.4
<i>Run #</i>	<i>1</i>	<i>Front Tyre</i>	<i>Slick-Soft</i>	<i>Rear Tyre</i>	<i>Slick-Medium</i>		<i>9</i>	<b>1'35.438</b>	26.308	22.712	25.614	20.804	295.0
			<i>New Tyre</i>		<i>New Tyre</i>		<i>10</i>	<b>1'32.729</b>	26.101	20.685	25.282	20.661	295.8
<i>1</i>	<b>2'44.888</b>	34.891	22.633	27.000	22.098	288.7	<i>11</i>	<b>1'32.482</b>	25.975	20.552	25.230	20.725	296.7
<i>2</i>	<b>1'36.108</b>	27.156	21.393	26.052	21.507	295.8	<i>12</i>	<b>1'39.171</b> *	29.005*	23.484	25.762*	20.920	293.4
<i>3</i>	<b>1'34.788</b>	26.672	21.104	25.792	21.220	295.0	<i>13</i>	<b>1'37.074</b>	26.133	20.661	28.292	21.988	297.5
<i>4</i>	<b>1'33.497</b>	26.256	20.929	25.285	21.027	295.0	<i>14</i>	<b>1'31.666</b> P	26.215	21.140	28.264	16.047	236.8
<i>5</i>	<b>1'33.779</b> *	26.308	20.883	25.358	21.230*	295.0	<i>Run #</i>	<i>3</i>	<i>Front Tyre</i>	<i>Slick-Medium</i>	<i>Rear Tyre</i>	<i>Slick-Medium</i>	
<i>6</i>	<b>1'32.884</b>	25.974	20.938	25.129	20.843	296.7			<i>14 Laps at start</i>		<i>14 Laps at start</i>		
<i>7</i>	<b>1'32.676</b>	26.081	20.639	25.107	20.849	297.5	<i>15</i>	<b>1'43.542</b>	35.421	21.245	25.756	21.120	294.2
<i>8</i>	<b>1'39.361</b> P	28.941*	24.793	27.230	18.397	288.7	<i>16</i>	<b>1'32.419</b>	26.027	20.577	25.187	20.628	296.7
<i>Run #</i>	<i>2</i>	<i>Front Tyre</i>	<i>Slick-Soft</i>	<i>Rear Tyre</i>	<i>Slick-Medium</i>		<i>17</i>	<b>1'32.066</b>	25.893	20.445	25.127	20.601	297.5
			<i>8 Laps at start</i>		<i>8 Laps at start</i>		<i>18</i>	<b>1'32.339</b>	26.006	20.425	25.126	20.782	296.7
<i>9</i>	<b>1'44.015</b>	34.932	21.701	26.065	21.317	291.8	<i>19</i>	<b>1'38.876</b> *	28.779*	21.181	27.095	21.821	291.8
							<i>20</i>	<b>1'32.344</b>	26.005	20.458	25.217	20.664	296.7
<b>Fastest Lap:</b>	Michele PIRRO	Aruba.it Racing	ITA	<b>1'31.909</b>	25.796	20.513	24.967	20.633					

These data/results cannot be reproduced, stored and/or transmitted in whole or in part by any manner of electronic, mechanical, photocopying, recording, broadcasting or otherwise now known or herein after developed without the previous express consent by the copyright owner, except for reproduction in daily press and regular printed publications on sale to the public within 60 days of the event related to those data/results and always provided that copyright symbol appears together as follows below.  
© DORNA, 2023



# Free Practice Nr. 1

MotoGP

Lap	Lap Time	T1	T2	T3	T4	Speed	Lap	Lap Time	T1	T2	T3	T4	Speed	
21	1'34.196 *	26.606*	20.753	25.229	21.608	295.0	17	1'32.227	25.984	20.614	24.998	20.631	298.3	
<b>4th 72 Marco BEZZECCHI</b> DUCATI ITA Mooney VR46 Racing Team Runs=3 Total laps=19 Full laps=14 Valid laps=14							<b>6th 26 Dani PEDROSA</b> KTM SPA Red Bull KTM Factory Racing Runs=3 Total laps=22 Full laps=17 Valid laps=17							
Run #	1	Front Tyre	Slick-Medium	Rear Tyre	Slick-Medium		Run #	1	Front Tyre	Slick-Medium	Rear Tyre	Slick-Medium		
			New Tyre		New Tyre					New Tyre		New Tyre		
1	2'20.360		35.912	23.232	27.199	22.539	286.4	1	2'07.175	39.411	23.290	27.828	22.539	288.0
2	1'38.992		27.250	21.499	28.606	21.637	253.5	2	1'37.197	27.778	21.728	26.231	21.460	300.0
3	1'33.987		26.386	21.071	25.452	21.078	300.0	3	1'34.985	26.864	21.336	25.694	21.091	300.0
4	1'33.663		26.384	21.086	25.270	20.923	297.5	4	1'33.775	26.497	20.867	25.586	20.825	300.8
5	1'32.714		26.099	20.581	25.150	20.884	297.5	5	1'33.133	26.332	20.742	25.339	20.720	300.8
6	1'37.173		26.433	23.309	26.329	21.102	294.2	6	1'32.632	25.897	20.650	25.324	20.761	300.8
7	1'34.229 P		26.144	23.827	26.166	18.092	291.8	7	1'29.447 P	26.107	21.430	26.267	15.643	295.8
Run #	2	Front Tyre	Slick-Medium	Rear Tyre	Slick-Medium		Run #	2	Front Tyre	Slick-Medium	Rear Tyre	Slick-Medium		
			7 Laps at start		7 Laps at start					7 Laps at start		7 Laps at start		
8	1'46.006		34.833	22.254	26.415	22.504	291.8	8	1'45.262	35.044	22.140	26.529	21.549	291.8
9	1'34.005		26.215	20.958	25.289	21.543	296.7	9	1'34.358	26.591	20.992	25.695	21.080	298.3
10	1'32.659		25.925	20.773	25.035	20.926	295.8	10	1'33.292	26.163	20.750	25.468	20.911	299.1
11	1'33.265		26.266	20.953	25.161	20.885	296.7	11	1'32.735	26.012	20.670	25.268	20.785	298.3
12	1'32.664		25.901	20.754	25.100	20.909	294.2	12	1'32.250	25.887	20.621	25.089	20.653	298.3
13	1'38.074		28.155	22.275	26.129	21.515	288.0	13	1'32.932	25.983	20.671	25.421	20.857	300.0
14	1'32.347		25.851	20.733	24.895	20.868	295.8	14	1'32.734	26.049	20.654	25.296	20.735	299.1
15	1'38.468 P		33.681*	21.344	26.061	17.382	292.6	15	1'32.988	26.024	20.885	25.318	20.761	300.0
Run #	3	Front Tyre	Slick-Medium	Rear Tyre	Slick-Medium		Run #	3	Front Tyre	Slick-Medium	Rear Tyre	Slick-Medium		
			15 Laps at start		15 Laps at start					16 Laps at start		16 Laps at start		
16	1'44.351		34.422	22.321	26.227	21.381	292.6	16	1'32.358 P	27.038	22.086	27.067	16.167	278.3
17	1'33.235		26.190	20.872	25.245	20.928	292.6	<b>7th 12 Maverick VIÑALES</b> APRILIA SPA Aprilia Racing Runs=3 Total laps=20 Full laps=15 Valid laps=13						
18	1'32.314		25.900	20.692	24.945	20.777	295.0							
19	1'32.090		25.864	20.563	24.949	20.714	295.8							
<b>5th 25 Raul FERNANDEZ</b> APRILIA SPA CryptoDATA RNF MotoGP Team Runs=3 Total laps=19 Full laps=14 Valid laps=10							<b>7th 12 Maverick VIÑALES</b> APRILIA SPA Aprilia Racing Runs=3 Total laps=20 Full laps=15 Valid laps=13							
Run #	1	Front Tyre	Slick-Medium	Rear Tyre	Slick-Medium		Run #	1	Front Tyre	Slick-Soft	Rear Tyre	Slick-Medium		
			New Tyre		New Tyre					New Tyre		New Tyre		
1	2'39.952		36.596	23.317	27.666	22.197	284.9	1	2'35.677	34.888	22.526	27.568	22.424	291.1
2	1'37.019		27.406	21.412	26.826	21.375	291.1	2	1'38.343 *	27.832	21.707	27.121*	21.683	293.4
3	1'34.363 *		26.618	21.029	25.732*	20.984	294.2	3	1'34.895	26.624	21.107	25.870	21.294	294.2
4	1'33.901		26.393	20.929	25.608	20.971	292.6	4	1'33.449	26.241	20.880	25.290	21.038	295.0
5	1'33.457 *		26.327	20.682	25.438	21.010*	294.2	5	1'33.427 *	26.164	20.728	25.334	21.201*	295.8
6	1'33.186		26.117	20.850	25.373	20.846	294.2	6	1'32.938	26.044	20.763	25.199	20.932	295.8
7	1'41.241 *		33.557*	21.103	25.674	20.907	291.1	7	1'33.064	26.129	20.718	25.250	20.967	294.2
8	1'33.383 P		26.093	22.516	26.606	18.168	278.3	8	1'32.537	26.000	20.613	25.063	20.861	294.2
Run #	2	Front Tyre	Slick-Medium	Rear Tyre	Slick-Medium		Run #	2	Front Tyre	Slick-Soft	Rear Tyre	Slick-Medium		
			8 Laps at start		8 Laps at start					9 Laps at start		9 Laps at start		
9	1'45.788		34.185	21.947	27.744	21.912	289.5	9	1'34.608 P	28.839	21.570	26.616	17.583	286.4
10	1'34.039		26.560	21.082	25.443	20.954	293.4							
11	1'33.031		26.059	20.808	25.300	20.864	292.6							
12	1'34.915		26.121	20.724	25.409	22.661	292.6							
13	1'32.690		26.060	20.705	25.223	20.702	295.8							
14	1'36.528 P		29.894	21.235	26.661	18.738	281.2							
Run #	3	Front Tyre	Slick-Soft	Rear Tyre	Slick-Medium		Run #	3	Front Tyre	Slick-Soft	Rear Tyre	Slick-Medium		
			New Tyre		New Tyre					New Tyre		New Tyre		
15	1'49.716		36.976	22.528	26.385	23.827	290.3	10	1'43.691	34.773	21.593	25.983	21.342	291.8
16	1'34.772		26.817	21.169	25.678	21.108	294.2	11	1'33.674	26.425	20.872	25.367	21.010	295.0
<b>Fastest Lap:</b> Michele PIRRO Aruba.it Racing ITA 1'31.909 25.796 20.513 24.967 20.633							12 1'32.744 26.058 20.733 25.068 20.885 295.0							
							13 1'32.354 25.853 20.694 24.893 20.914 297.5							

These data/results cannot be reproduced, stored and/or transmitted in whole or in part by any manner of electronic, mechanical, photocopying, recording, broadcasting or otherwise now known or herein after developed without the previous express consent by the copyright owner, except for reproduction in daily press and regular printed publications on sale to the public within 60 days of the event related to those data/results and always provided that copyright symbol appears together as follows below.  
© DORNA, 2023



# Free Practice Nr. 1

MotoGP

Lap	Lap Time	T1	T2	T3	T4	Speed	Lap	Lap Time	T1	T2	T3	T4	Speed
14	1'35.689	25.766	23.342	25.655	20.926	292.6	11	1'32.882	26.106	20.791	25.187	20.798	295.8
15	1'30.868	P 26.091	20.601	24.920	19.256	296.7	12	1'33.002	26.032	20.787	25.272	20.911	296.7
Run # 3	Front Tyre	Slick-Medium	Rear Tyre	Slick-Medium									
		New Tyre		15 Laps at start									
16	1'44.060	34.669	21.501	26.429	21.461	295.0	13	1'32.634	25.925	20.835	25.037	20.837	295.0
17	1'33.299	26.202	20.825	25.232	21.040	295.0	14	1'45.295	P 31.652*	24.067	30.090	19.486	220.8
18	1'33.423	25.936	20.955	25.427	21.105	295.8	Run # 3	Front Tyre	Slick-Soft	Rear Tyre	Slick-Medium		
19	1'32.926	26.048	20.792	25.132	20.954	295.8			New Tyre		14 Laps at start		
20	1'32.275	25.891	20.529	24.972	20.883	298.3	15	1'45.488	36.126	21.914	26.244	21.204	293.4

**8th** **5** **Johann ZARCO** DUCATI FRA  
Prima Pramac Racing

Runs=3 Total laps=19 Full laps=14 Valid laps=13

Run #	1	Front Tyre	Slick-Soft	Rear Tyre	Slick-Medium	Speed
			New Tyre		New Tyre	
1	1'54.646	35.040	23.358	27.198	22.064	290.3
2	1'36.140	27.383	21.449	25.877	21.431	292.6
3	1'34.473	26.579	21.162	25.619	21.113	293.4
4	1'33.790	26.475	20.993	25.282	21.040	294.2
5	1'33.361	26.331	20.776	25.322	20.932	294.2
6	1'41.267	* 31.054*	23.242	25.884	21.087	294.2
7	1'29.722	P 26.275	20.744	25.450*	17.253	298.3

Run # 2 Front Tyre Slick-Soft Rear Tyre Slick-Medium  
7 Laps at start 7 Laps at start

8	1'45.469	* 34.787	21.903	26.300*	22.479	291.8
9	1'34.125	26.620	20.994	25.449	21.062	292.6
10	1'33.241	26.237	20.867	25.162	20.975	292.6
11	1'33.830	26.298	21.340	25.412	20.780	298.3
12	1'32.779	26.084	20.666	25.155	20.874	295.0
13	1'32.120	P 27.071	21.380	26.162	17.507	295.0

Run # 3 Front Tyre Slick-Medium Rear Tyre Slick-Medium  
New Tyre 13 Laps at start

14	1'45.154	34.638	22.827	26.218	21.471	290.3
15	1'35.603	27.183	21.020	25.884	21.516	295.0
16	1'35.568	26.795	21.139	26.584	21.050	284.9
17	1'32.588	26.103	20.658	25.100	20.727	297.5
18	1'32.452	26.085	20.584	25.226	20.557	295.8
19	1'32.301	25.956	20.619	25.024	20.702	295.8

**9th** **41** **Aleix ESPARGARO** APRILIA SPA  
Aprilia Racing

Runs=3 Total laps=19 Full laps=14 Valid laps=13

Run #	1	Front Tyre	Slick-Medium	Rear Tyre	Slick-Medium	Speed
			New Tyre		New Tyre	
1	2'41.905	35.432	22.462	27.166	22.180	290.3
2	1'36.609	27.101	21.469	26.384	21.655	298.3
3	1'34.056	26.489	21.027	25.575	20.965	295.8
4	1'33.315	26.185	20.909	25.362	20.859	295.8
5	1'35.690	* 27.408*	21.211	25.839	21.232*	294.2
6	1'32.902	25.990	20.825	25.204	20.883	295.8
7	1'32.802	25.927	20.768	25.190	20.917	294.2
8	1'40.013	P 30.819*	24.051	26.845	18.298	274.1

Run # 2 Front Tyre Slick-Medium Rear Tyre Slick-Medium  
8 Laps at start 8 Laps at start

9	1'45.006	35.072	22.177	26.177	21.580	292.6
10	1'33.987	26.241	21.010	25.713	21.023	295.8

**10th** **73** **Alex MARQUEZ** DUCATI SPA  
Gresini Racing MotoGP

Runs=3 Total laps=21 Full laps=16 Valid laps=14

Run #	1	Front Tyre	Slick-Medium	Rear Tyre	Slick-Medium	Speed
			New Tyre		New Tyre	
1	2'04.658	36.744	23.391	27.347	22.824	291.8
2	1'37.675	28.083	21.585	26.186	21.821	295.0
3	1'34.765	26.874	21.016	25.626	21.249	296.7
4	1'33.802	26.315	20.726	25.529	21.232	294.2
5	1'33.420	26.360	20.726	25.272	21.062	293.4
6	1'33.256	26.223	20.611	25.404	21.018	295.0
7	1'32.861	26.171	20.688	25.217	20.785	295.8
8	1'32.876	P 28.076*	21.340	26.309	17.151	290.3

Run # 2 Front Tyre Slick-Medium Rear Tyre Slick-Medium  
8 Laps at start 8 Laps at start

9	1'47.023	34.830	22.125	28.254	21.814	223.6
10	1'37.863	* 29.555*	21.283	25.934	21.091	293.4
11	1'33.167	26.208	20.723	25.305	20.931	294.2
12	1'33.087	26.131	20.729	25.314	20.913	296.7
13	1'32.657	26.031	20.577	25.234	20.815	297.5
14	1'29.288	P 26.609	20.724	25.415	16.540	295.8

Run # 3 Front Tyre Slick-Medium Rear Tyre Slick-Medium  
14 Laps at start 14 Laps at start

15	1'44.155	* 35.042	21.679	26.094	21.340*	291.8
16	1'33.380	26.274	20.765	25.465	20.876	290.3
17	1'33.018	26.057	20.853	25.246	20.862	293.4
18	1'32.638	26.114	20.593	25.094	20.837	294.2
19	1'32.605	25.926	20.794	25.088	20.797	297.5
20	1'32.349	25.934	20.572	25.039	20.804	296.7
21	1'42.014	* 30.009*	21.863	28.196	21.946	196.0

**11th** **33** **Brad BINDER** KTM RSA  
Red Bull KTM Factory Racing

Runs=2 Total laps=24 Full laps=21 Valid laps=18

Run #	1	Front Tyre	Slick-Medium	Rear Tyre	Slick-Medium	Speed
			New Tyre		New Tyre	
1	2'07.589	37.526	23.434	27.623	22.570	290.3
2	1'37.789	* 27.559	21.940	26.830*	21.460	296.7
3	1'41.359	26.546	26.910	26.377	21.526	294.2
4	1'34.565	* 26.624	20.925	25.808*	21.208	296.7
5	1'33.720	26.273	20.870	25.591	20.986	295.8
6	1'33.386	26.085	20.797	25.546	20.958	298.3
7	1'33.085	26.012	20.836	25.377	20.860	296.7
8	1'33.386	26.090	20.890	25.433	20.973	296.7

**Fastest Lap:** Michele PIRRO Aruba.it Racing ITA 1'31.909 25.796 20.513 24.967 20.633

These data/results cannot be reproduced, stored and/or transmitted in whole or in part by any manner of electronic, mechanical, photocopying, recording, broadcasting or otherwise now known or herein after developed without the previous express consent by the copyright owner, except for reproduction in daily press and regular printed publications on sale to the public within 60 days of the event related to those data/results and always provided that copyright symbol appears together as follows below.  
© DORNA, 2023

Official MotoGP Timing by TISSOT  
www.motogp.com



# Free Practice Nr. 1

MotoGP

Lap	Lap Time	T1	T2	T3	T4	Speed	Lap	Lap Time	T1	T2	T3	T4	Speed
9	<b>1'33.231</b>	26.224	20.684	25.465	20.858	293.4	4	1'34.474 *	26.435	20.938	25.931 *	21.170	297.5
10	1'39.675 *	31.973*	21.099	25.628	20.975	295.8	5	<b>1'34.193</b>	26.142	20.769	25.838	21.444	297.5
11	<b>1'33.155</b>	26.053	20.755	25.412	20.935	295.8	6	<b>1'33.005</b>	25.942	20.839	25.358	20.866	298.3
12	1'34.132 P	26.039	20.877	28.262	18.954	288.0	7	1'38.292 P	26.139	22.327	32.146	17.680	188.4
Run #	2	Front Tyre	Slick-Medium	Rear Tyre	Slick-Medium		Run #	2	Front Tyre	Slick-Medium	Rear Tyre	Slick-Medium	
		New Tyre		12 Laps at start					7 Laps at start		7 Laps at start		
13	1'50.680	39.784	22.406	26.438	22.052	295.0	8	1'44.026	34.474	22.024	26.336	21.192	295.8
14	<b>1'41.821</b>	27.489	21.760	26.148	26.424	291.1	9	1'33.422 *	26.255	20.741	25.527*	20.899	296.7
15	<b>1'34.642</b>	26.541	21.635	25.489	20.977	295.0	10	<b>1'32.827</b>	25.943	20.801	25.333	20.750	297.5
16	<b>1'33.597</b>	26.487	20.784	25.448	20.878	293.4	11	1'37.443 *	26.141	20.984	28.336*	21.982	300.0
17	<b>1'32.994</b>	26.071	20.751	25.283	20.889	293.4	12	<b>1'39.497</b>	26.093	22.490	26.015	24.899	297.5
18	<b>1'32.749</b>	26.021	20.702	25.234	20.792	293.4	13	1'32.226 P	26.088	20.811	27.660	17.667	296.7
19	<b>1'36.159</b>	29.101	20.857	25.348	20.853	295.8							
Run #	3	Front Tyre	Slick-Medium	Rear Tyre	Slick-Medium		Run #	3	Front Tyre	Slick-Medium	Rear Tyre	Slick-Medium	
		13 Laps at start		13 Laps at start					13 Laps at start		13 Laps at start		
20	<b>1'32.390</b>	25.901	20.603	25.113	20.773	295.8	14	1'49.480	35.813	24.287	26.781	22.599	289.5
21	<b>1'32.514</b>	26.008	20.579	25.253	20.674	296.7	15	<b>1'33.249</b>	26.169	20.825	25.397	20.858	298.3
22	<b>1'32.493</b>	25.885	20.661	25.245	20.702	295.8	16	<b>1'32.404</b>	25.838	20.682	25.169	20.715	299.1
23	<b>1'32.610</b>	25.962	20.592	25.284	20.772	295.8	17	<b>1'32.907</b>	26.076	20.663	25.219	20.949	297.5
24	<b>1'40.249</b>	31.933	21.762	25.528	21.026	295.8							

**12th 21 Franco MORBIDELLI** YAMAHA ITA  
 Monster Energy Yamaha MotoGP  
 Runs=2 Total laps=21 Full laps=18 Valid laps=15

Run #	1	Front Tyre	Slick-Medium	Rear Tyre	Slick-Medium	
		New Tyre		New Tyre		
1	1'58.877	36.510	23.149	27.577	22.700	288.7
2	<b>1'37.049</b>	27.547	21.376	26.385	21.741	291.1
3	<b>1'35.551</b>	26.849	21.158	26.186	21.358	294.2
4	<b>1'34.169</b>	26.549	20.936	25.552	21.132	291.8
5	<b>1'33.543</b>	26.216	20.846	25.522	20.959	292.6
6	<b>1'33.185</b>	26.155	20.713	25.324	20.993	294.2
7	<b>1'33.355</b>	26.101	20.969	25.368	20.917	293.4
8	1'37.293 *	26.058	20.859	27.518*	22.858	292.6
9	<b>1'32.997</b>	26.082	20.674	25.327	20.914	291.8
10	<b>1'43.823</b>	29.253	25.710	27.196	21.664	272.0
11	<b>1'42.718</b>	26.140	26.018	29.233	21.327	215.1
12	<b>1'32.810</b>	26.023	20.727	25.228	20.832	293.4
13	1'42.559 P	30.996*	25.023	29.084	17.456	245.4
Run #	2	Front Tyre	Slick-Medium	Rear Tyre	Slick-Medium	
		13 Laps at start		13 Laps at start		
14	1'45.200	35.263	22.082	26.349	21.506	291.1
15	<b>1'34.053</b>	26.410	21.094	25.564	20.985	291.8
16	<b>1'32.615</b>	25.995	20.684	25.209	20.727	291.1
17	1'41.001 *	26.068	26.877	26.393*	21.663	288.7
18	<b>1'33.032</b>	26.016	20.798	25.284	20.934	292.6
19	<b>1'32.570</b>	25.989	20.656	25.183	20.742	291.8
20	1'43.583 *	31.574*	23.333	27.372	21.304	268.6
21	<b>1'32.395</b>	25.911	20.587	25.139	20.758	292.6

**13th 44 Poi ESPARGARO** KTM SPA  
 GASGAS Factory Racing Tech3  
 Runs=3 Total laps=17 Full laps=12 Valid laps=8

Run #	1	Front Tyre	Slick-Medium	Rear Tyre	Slick-Medium	
		New Tyre		New Tyre		
1	2'07.938	34.889	23.095	27.632	22.078	282.7
2	1'38.357 *	28.007	21.454	27.042*	21.854	289.5
3	<b>1'41.081</b>	26.767	25.889	26.962	21.463	291.8

**14th 43 Jack MILLER** KTM AUS  
 Red Bull KTM Factory Racing  
 Runs=2 Total laps=24 Full laps=21 Valid laps=15

Run #	1	Front Tyre	Slick-Medium	Rear Tyre	Slick-Medium	
		New Tyre		New Tyre		
1	2'07.907	35.948	23.292	27.926	22.375	282.7
2	1'37.589 *	27.638	21.686	26.852*	21.413	295.8
3	<b>1'34.417</b>	26.777	21.044	25.701	20.895	295.0
4	<b>1'37.032</b>	26.357	22.781	26.137	21.757	293.4
5	<b>1'33.823</b>	26.372	20.819	25.670	20.962	293.4
6	<b>1'42.306</b>	26.430	22.836	31.192	21.848	256.5
7	1'34.051 *	26.367	21.078	25.630*	20.976	295.8
8	<b>1'32.909</b>	26.117	20.647	25.414	20.731	293.4
9	<b>1'44.315</b>	28.645	25.379	28.773	21.518	285.7
10	1'30.622 P	26.098	20.934	26.200	17.390	295.0
Run #	2	Front Tyre	Slick-Medium	Rear Tyre	Slick-Medium	
		10 Laps at start		10 Laps at start		
11	1'46.809 *	35.836	23.750	26.151*	21.072	292.6
12	1'34.217 *	26.570	20.770	26.026*	20.851	296.7
13	<b>1'35.651</b>	26.899	21.145	26.660	20.947	290.3
14	<b>1'33.017</b>	26.218	20.716	25.402	20.681	295.0
15	<b>1'32.894</b>	26.168	20.595	25.461	20.670	295.0
16	<b>1'38.827</b> *	26.139	20.685	30.891*	21.112	228.3
17	<b>1'33.174</b>	26.004	20.531	25.895	20.744	297.5
18	<b>1'32.509</b>	26.071	20.531	25.284	20.623	293.4
19	1'44.838 *	29.531*	24.052	28.351	22.904	257.7
20	<b>1'33.150</b>	26.345	20.664	25.444	20.697	295.0
21	<b>1'32.782</b>	26.163	20.586	25.352	20.681	293.4
22	<b>1'32.816</b>	26.087	20.644	25.323	20.762	295.8
23	<b>1'32.815</b>	26.103	20.698	25.366	20.648	294.2
24	1'51.034 *	31.977*	26.457	29.316	23.284	235.2

**Fastest Lap:** Michele PIRRO Aruba.it Racing ITA **1'31.909** 25.796 20.513 24.967 20.633

These data/results cannot be reproduced, stored and/or transmitted in whole or in part by any manner of electronic, mechanical, photocopying, recording, broadcasting or otherwise now known or herein after developed without the previous express consent by the copyright owner, except for reproduction in daily press and regular printed publications on sale to the public within 60 days of the event related to those data/results and always provided that copyright symbol appears together as follows below.  
 © DORNA, 2023

Official MotoGP Timing by TISSOT  
 www.motogp.com



## Free Practice Nr. 1

## MotoGP

Lap	Lap Time	T1	T2	T3	T4	Speed	Lap	Lap Time	T1	T2	T3	T4	Speed	
<b>15th</b>	<b>20</b>	<b>Fabio QUARTARARO</b> YAMAHA FRA				Runs=3 Total laps=21 Full laps=16 Valid laps=11	17	<b>1'37.766</b>	26.193	21.043	28.342	22.188	263.4	
		Monster Energy Yamaha MotoGP					18	<b>1'33.167</b>	26.331	20.826	25.306	<b>20.704</b>	294.2	
		New Tyre					19	<b>1'32.538</b>	<b>26.005</b>	<b>20.669</b>	<b>25.157</b>	20.707	293.4	
		New Tyre					20	1'40.528 *	28.975*	21.127	29.299	21.127	234.2	
		Run #	1	Front Tyre	Slick-Medium		Rear Tyre	Slick-Medium						
							New Tyre							
		1	2'58.749	35.922	22.777		27.214	22.523						
		2	<b>1'36.059</b>	27.272	21.451		25.849	21.487						
		3	<b>1'34.285</b>	26.464	21.219		25.546	21.056						
		4	1'33.751 *	26.143	21.019		25.359	21.230*						
5	1'33.223 *	26.146	20.870	25.161	21.046*									
6	<b>1'33.039</b>	26.021	20.826	25.259	20.933									
7	<b>1'32.902</b>	25.940	20.819	25.205	20.938									
8	1'33.788 *	26.097	20.767	25.211	21.713*									
9	1'39.160 P	30.198	23.519	27.428	18.015									
Run #	2	Front Tyre	Slick-Medium	Rear Tyre	Slick-Medium									
				New Tyre				9 Laps at start						
10	1'47.079	38.025	21.775	25.815	21.464									
11	1'36.108 *	28.073*	21.382	25.586	21.067									
12	1'33.371 *	26.158	20.974	25.221*	21.018									
13	<b>1'36.122</b>	26.192	23.158	25.826	20.946									
14	1'31.671 P	26.135	21.143	25.325	19.068									
Run #	3	Front Tyre	Slick-Medium	Rear Tyre	Slick-Medium									
				9 Laps at start				14 Laps at start						
15	1'43.057	34.424	21.610	25.792	21.231									
16	<b>1'33.211</b>	26.127	21.065	25.218	20.801									
17	<b>1'32.510</b>	25.969	<b>20.712</b>	<b>25.099</b>	20.730	<b>295.0</b>								
18	<b>1'32.572</b>	<b>25.898</b>	20.722	25.184	20.768									
19	<b>1'37.382</b>	26.079	23.701	26.401	21.201									
20	<b>1'32.733</b>	26.039	20.848	25.120	<b>20.726</b>									
21	<b>1'32.647</b>	25.955	20.758	25.182	20.752									
<b>16th</b>	<b>6</b>	<b>Stefan BRADL</b> HONDA GER				Runs=3 Total laps=20 Full laps=15 Valid laps=12								
		HRC Team												
		New Tyre					New Tyre							
		Run #	1	Front Tyre	Slick-Medium		Rear Tyre	Slick-Medium						
							6 Laps at start				6 Laps at start			
		1	2'03.595	36.462	23.661		27.393	22.678						
		2	<b>1'37.472</b>	28.022	21.608		26.254	21.588						
		3	<b>1'34.539</b>	26.741	21.244		25.519	21.035						
		4	<b>1'33.951</b>	26.467	21.022		25.470	20.992						
		5	1'38.997 *	30.735*	21.011		25.837	21.414						
6	1'34.716 P	31.765*	21.046	25.706	16.199									
Run #	2	Front Tyre	Slick-Medium	Rear Tyre	Slick-Medium									
				6 Laps at start				6 Laps at start						
7	1'43.477	34.500	21.854	25.881	21.242									
8	<b>1'34.504</b>	26.776	21.101	25.619	21.008	<b>295.8</b>								
9	<b>1'33.105</b>	26.255	20.737	25.318	20.795									
10	<b>1'32.927</b>	26.132	20.670	25.297	20.828									
11	1'41.362 *	28.740*	22.698	28.917	21.007									
12	<b>1'33.439</b>	26.389	20.796	25.385	20.869									
13	<b>1'33.118</b>	26.289	20.821	25.160	20.848									
14	1'36.154 P	30.700*	21.575	26.831	17.048									
Run #	3	Front Tyre	Slick-Medium	Rear Tyre	Slick-Medium									
				14 Laps at start				14 Laps at start						
15	1'43.030	34.358	21.528	25.999	21.145									
16	<b>1'34.159</b>	26.968	20.843	25.391	20.957									
<b>17th</b>	<b>49</b>	<b>Fabio DI GIANNANTONI</b> DUCATI ITA				Runs=3 Total laps=20 Full laps=15 Valid laps=14								
		Gresini Racing MotoGP												
		New Tyre					New Tyre							
		Run #	1	Front Tyre	Slick-Medium		Rear Tyre	Slick-Medium						
							10 Laps at start				10 Laps at start			
		1	1'52.280	35.616	22.824		26.880	22.342						
		2	<b>1'35.889</b>	27.067	21.361		26.002	21.459						
		3	1'34.610 *	26.496	21.207		25.644*	21.263						
		4	<b>1'33.612</b>	26.198	20.969		25.390	21.055						
		5	<b>1'33.468</b>	26.072	20.973		25.347	21.076						
6	<b>1'32.996</b>	25.978	20.762	25.312	20.944	<b>294.2</b>								
7	<b>1'33.309</b>	26.042	20.965	25.354	20.948									
8	<b>1'33.924</b>	26.113	21.103	25.453	21.255									
9	<b>1'32.912</b>	25.963	20.763	25.180	21.006									
10	1'35.595 P	29.134*	21.749	26.823	17.889									
Run #	2	Front Tyre	Slick-Medium	Rear Tyre	Slick-Medium									
				10 Laps at start				10 Laps at start						
11	1'47.062	35.115	21.969	27.558	22.420									
12	<b>1'33.814</b>	26.417	21.033	25.370	20.994									
13	<b>1'33.007</b>	25.945	20.836	25.267	20.959									
14	<b>1'33.046</b>	26.027	20.811	25.294	20.914									
15	1'35.668 P	28.094*	23.548	26.911	17.115									
Run #	3	Front Tyre	Slick-Medium	Rear Tyre	Slick-Medium									
				15 Laps at start				15 Laps at start						
16	1'51.061	37.085	22.096	26.544	25.336									
17	<b>1'34.038</b>	26.716	21.016	25.331	20.975									
18	<b>1'32.738</b>	25.980	20.812	25.116	<b>20.830</b>									
19	<b>1'32.961</b>	26.017	20.748	25.133	21.063									
20	<b>1'32.554</b>	<b>25.880</b>	<b>20.716</b>	<b>25.052</b>	20.906									
<b>18th</b>	<b>88</b>	<b>Miguel OLIVEIRA</b> APRILIA POR				Runs=3 Total laps=18 Full laps=13 Valid laps=12								
		CryptoDATA RNF MotoGP Team												
		New Tyre					New Tyre							
		Run #	1	Front Tyre	Slick-Medium		Rear Tyre	Slick-Medium						
							8 Laps at start				8 Laps at start			
		1	2'20.992	36.872	23.297		27.384	22.492						
		2	<b>1'37.363</b>	27.814	21.615		26.387	21.547						
		3	<b>1'34.783</b>	26.805	21.071		25.820	21.087						
		4	<b>1'35.712</b>	26.635	21.418		26.433	21.226						
		5	<b>1'33.410</b>	26.267	20.828		25.448	20.867						
6	<b>1'33.248</b>	26.269	20.670	25.461	20.848									
7	<b>1'33.037</b>	26.154	20.773	25.334	20.776	<b>300.8</b>								
8	1'33.478 P	28.835	21.462	26.508	16.673									
Run #	2	Front Tyre	Slick-Medium	Rear Tyre	Slick-Medium									
				8 Laps at start				8 Laps at start						
9	1'44.335	34.951	21.827	26.187	21.370									
10	<b>1'34.191</b>	26.999	20.953	25.336	20.903									
11	<b>1'33.292</b>	26.178	20.776	25.401	20.937									
12	<b>1'33.257</b>	26.338	20.755	25.400	20.764									
13	1'38.228 *	29.129*	21.637	26.366	21.096									
14	1'30.274 P	26.193	20.683	26.130	17.268									
<b>Fastest Lap:</b> Michele PIRRO						Aruba.it Racing	ITA	<b>1'31.909</b>	25.796	20.513	24.967	20.633		

These data/results cannot be reproduced, stored and/or transmitted in whole or in part by any manner of electronic, mechanical, photocopying, recording, broadcasting or otherwise now known or herein after developed without the previous express consent by the copyright owner, except for reproduction in daily press and regular printed publications on sale to the public within 60 days of the event related to those data/results and always provided that copyright symbol appears together as follows below.

© DORNA, 2023

Official MotoGP Timing by TISSOT  
www.motogp.com

Misano Adriatico, Friday, September 08, 2023 Page 5 of 7







# Free Practice Nr. 1

MotoGP

Lap	Lap Time	T1	T2	T3	T4	Speed	Lap	Lap Time	T1	T2	T3	T4	Speed	
Run # 2	Front Tyre	Slick-Medium	Rear Tyre	Slick-Medium										
11 Laps at start				11 Laps at start				New Tyre						
12	1'47.999	36.310	23.955	26.364	21.370	288.7	7	1'55.848	35.710	26.972	28.331	24.835	284.2	
13	1'34.544 *	26.355	20.970	25.832*	21.387	292.6	8	<b>1'41.715</b>	28.283	22.794	28.285	22.353	286.4	
14	<b>1'35.290</b>	27.160	20.880	25.866	21.384	292.6	9	<b>1'40.488</b>	27.902	22.399	27.848	22.339	286.4	
15	<b>1'38.697</b>	26.436	20.876	27.716	23.669	<b>295.0</b>	10	<b>1'39.534</b>	27.575	22.254	27.491	22.214	286.4	
16	<b>1'34.455</b>	26.678	21.014	25.792	20.971	290.3	11	<b>1'39.517</b>	27.541	22.156	27.580	22.240	285.7	
17	<b>1'33.549</b>	26.282	<b>20.732</b>	25.696	20.839	289.5	12	1'41.196 *	29.591*	22.240	27.234	22.131	286.4	
18	<b>1'33.201</b>	<b>26.140</b>	20.736	<b>25.497</b>	20.828	289.5	13	<b>1'40.737</b>	29.370	22.172	27.091	22.104	287.2	
19	1'36.405 P	28.881	22.717	27.676	17.131	278.3	14	<b>1'39.012</b>	27.664	22.130	27.303	21.915	286.4	
Run # 3	Front Tyre	Slick-Hard	Rear Tyre	Slick-Soft										
New Tyre				New Tyre				9 Laps at start						
20	1'46.335	35.341	22.901	26.342	21.751	288.7	Run # 3	Front Tyre	Slick-Soft	Rear Tyre	Slick-Medium			
21	<b>1'33.889</b>	26.511	20.838	25.701	20.839	290.3	9 Laps at start				9 Laps at start			

**23rd 36** **Joan MIR** HONDA SPA  
 Repsol Honda Team  
 Runs=3 Total laps=19 Full laps=14 Valid laps=11

Run # 1	Front Tyre	Slick-Soft	Rear Tyre	Slick-Medium									
New Tyre				New Tyre									
1	2'07.875	36.292	23.125	27.483	22.569	291.8	16	1'47.463	35.432	22.436	27.446	22.149	285.7
2	<b>1'39.937</b>	27.856	23.402	26.811	21.868	294.2	17	<b>1'46.133</b>	31.699	22.585	29.623	22.226	250.5
3	<b>1'35.884</b>	27.029	21.305	26.088	21.462	292.6	18	<b>1'38.136</b>	27.485	22.057	<b>26.794</b>	21.800	<b>288.0</b>
4	1'34.897 *	26.701	21.071	25.813*	21.312	292.6	19	1'40.791 *	29.884*	21.843	27.055	22.009	288.0
5	<b>1'34.095</b>	26.374	20.857	25.651	21.213	292.6	20	<b>1'38.747</b>	27.631	21.993	27.305	21.818	286.4
6	<b>1'39.274</b>	26.333	21.025	30.239	21.677	255.9	21	<b>1'37.894</b>	<b>27.298</b>	<b>21.831</b>	27.004	<b>21.761</b>	286.4
7	1'35.657 P	26.472	20.859	26.133*	22.193	293.4							
Run # 2	Front Tyre	Slick-Soft	Rear Tyre	Slick-Medium									
7 Laps at start				7 Laps at start									
8	1'44.439 *	34.802	21.513	26.525*	21.599	293.4							
9	<b>1'34.578</b>	26.672	21.141	25.624	21.141	293.4							
10	<b>1'33.834</b>	26.341	20.830	25.610	21.053	293.4							
11	<b>1'38.363</b>	26.314	<b>20.741</b>	29.745	21.563	287.2							
12	1'35.195 P	26.339	20.917	28.231*	19.708	293.4							
Run # 3	Front Tyre	Slick-Medium	Rear Tyre	Slick-Medium									
New Tyre				New Tyre									
13	1'43.985	34.704	21.698	26.135	21.448	293.4							
14	<b>1'34.012</b>	26.466	20.923	25.547	21.076	292.6							
15	<b>1'33.228</b>	26.109	20.753	<b>25.417</b>	<b>20.949</b>	293.4							
16	1'35.458 *	26.693	21.710	26.105*	20.950	292.6							
17	<b>1'33.356</b>	<b>26.089</b>	20.750	25.435	21.082	294.2							
18	<b>1'33.538</b>	26.224	20.804	25.501	21.009	<b>295.0</b>							
19	1'44.160 *	33.683*	23.277	26.010	21.190	293.4							

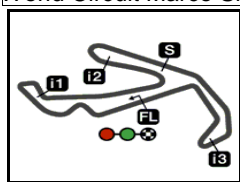
**24th 7** **Takumi TAKAHASHI** HONDA JPN  
 LCR Honda CASTROL  
 Runs=3 Total laps=21 Full laps=16 Valid laps=13

Run # 1	Front Tyre	Slick-Soft	Rear Tyre	Slick-Medium									
New Tyre				New Tyre									
1	2'31.812	37.956	25.710	31.038	24.200	260.8							
2	<b>1'47.308</b>	29.917	25.403	28.875	23.113	278.3							
3	1'45.658 *	30.584*	22.958	29.093	23.023	276.2							
4	<b>1'42.150</b>	28.364	22.944	28.267	22.575	284.9							
5	<b>1'40.971</b>	27.997	22.529	28.060	22.385	285.7							
6	7'30.880 P	27.749											

**Fastest Lap:** Michele PIRRO Aruba.it Racing ITA **1'31.909** 25.796 20.513 24.967 20.633

These data/results cannot be reproduced, stored and/or transmitted in whole or in part by any manner of electronic, mechanical, photocopying, recording, broadcasting or otherwise now known or herein after developed without the previous express consent by the copyright owner, except for reproduction in daily press and regular printed publications on sale to the public within 60 days of the event related to those data/results and always provided that copyright symbol appears together as follows below.  
 © DORNA, 2023





4226 m.

## GRAN PREMIO RED BULL DI SAN MARINO E DELLA RIVIERA

## Free Practice Nr. 1

## Best Partial Times

MotoGP™

IT Ideal Lap Time, sum of the best partial times

BT Best Lap Time

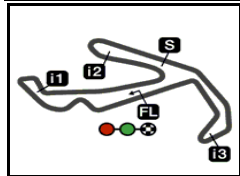
T1		T2		T3		T4				IT	BT	
Pos	Rider	Time	Rider	Time	Rider	Time	Rider	Time	Pos	Rider	IT	BT
1	M.VIÑALES	25.766	J.MARTIN	20.425	M.VIÑALES	24.893	J.ZARCO	20.557	1	<b>M.PIRRO</b>	1'31.810	1'31.909 (1)
2	<b>L.MARINI</b>	<b>25.787</b>	<b>M.PIRRO</b>	<b>20.513</b>	<b>M.BEZZECCHI</b>	<b>24.895</b>	<b>M.PIRRO</b>	<b>20.593</b>	2	<b>R.FERNANDEZ</b>	1'31.950	1'32.227 (5)
3	M.PIRRO	25.789	D.PEDROSA	20.521	R.FERNANDEZ	24.898	J.MARTIN	20.601	3	<b>L.MARINI</b>	1'31.976	1'32.024 (2)
4	<b>R.FERNANDEZ</b>	<b>25.829</b>	<b>M.VIÑALES</b>	<b>20.529</b>	<b>M.PIRRO</b>	<b>24.915</b>	<b>D.PEDROSA</b>	<b>20.613</b>	4	<b>M.BEZZECCHI</b>	1'32.023	1'32.090 (4)
5	P.ESPARGARO	25.838	J.MILLER	20.531	L.MARINI	24.966	J.MILLER	20.623	5	<b>J.MARTIN</b>	1'32.045	1'32.066 (3)
6	<b>D.PEDROSA</b>	<b>25.851</b>	<b>L.MARINI</b>	<b>20.556</b>	<b>T.NAKAGAMI</b>	<b>25.004</b>	<b>R.FERNANDEZ</b>	<b>20.631</b>	6	<b>D.PEDROSA</b>	1'32.046	1'32.250 (6)
7	M.BEZZECCHI	25.851	M.BEZZECCHI	20.563	J.ZARCO	25.024	A.ESPARGARO	20.658	7	<b>M.VIÑALES</b>	1'32.049	1'32.275 (7)
8	<b>F.BAGNAIA</b>	<b>25.880</b>	<b>A.MARQUEZ</b>	<b>20.572</b>	<b>A.ESPARGARO</b>	<b>25.036</b>	<b>L.MARINI</b>	<b>20.667</b>	8	<b>J.ZARCO</b>	1'32.121	1'32.301 (8)
9	F.DI GIANNANTO	25.880	B.BINDER	20.579	A.MARQUEZ	25.039	M.OLIVEIRA	20.672	9	<b>B.BINDER</b>	1'32.251	1'32.390 (11)
10	<b>B.BINDER</b>	<b>25.885</b>	<b>F.BAGNAIA</b>	<b>20.580</b>	<b>F.DI GIANNANTO</b>	<b>25.052</b>	<b>B.BINDER</b>	<b>20.674</b>	10	<b>A.MARQUEZ</b>	1'32.322	1'32.349 (10)
11	J.MARTIN	25.893	J.ZARCO	20.584	F.BAGNAIA	25.057	S.BRADL	20.704	11	<b>A.ESPARGAR</b>	1'32.327	1'32.327 (9)
12	<b>F.QUARTARARO</b>	<b>25.898</b>	<b>F.MORBIDELLI</b>	<b>20.587</b>	<b>D.PEDROSA</b>	<b>25.061</b>	<b>M.BEZZECCHI</b>	<b>20.714</b>	12	<b>F.MORBIDELLI</b>	1'32.364	1'32.395 (12)
13	P.ESPARGARO	25.907	R.FERNANDEZ	20.592	F.QUARTARARO	25.099	P.ESPARGARO	20.715	13	<b>P.ESPARGAR</b>	1'32.385	1'32.404 (13)
14	<b>F.MORBIDELLI</b>	<b>25.911</b>	<b>M.OLIVEIRA</b>	<b>20.592</b>	<b>B.BINDER</b>	<b>25.113</b>	<b>F.QUARTARARO</b>	<b>20.726</b>	14	<b>F.BAGNAIA</b>	1'32.400	1'32.599 (20)
15	A.MARQUEZ	25.926	P.ESPARGARO	20.663	J.MARTIN	25.126	F.MORBIDELLI	20.727	15	<b>F.QUARTARAR</b>	1'32.435	1'32.510 (15)
16	<b>J.ZARCO</b>	<b>25.956</b>	<b>M.MARQUEZ</b>	<b>20.668</b>	<b>F.MORBIDELLI</b>	<b>25.139</b>	<b>M.MARQUEZ</b>	<b>20.737</b>	16	<b>J.MILLER</b>	1'32.442	1'32.509 (14)
17	M.MARQUEZ	26.003	S.BRADL	20.669	S.BRADL	25.157	T.NAKAGAMI	20.760	17	<b>F.DI GIANNAN</b>	1'32.478	1'32.554 (17)
18	<b>J.MILLER</b>	<b>26.004</b>	<b>F.QUARTARARO</b>	<b>20.712</b>	<b>P.ESPARGARO</b>	<b>25.169</b>	<b>A.MARQUEZ</b>	<b>20.785</b>	18	<b>S.BRADL</b>	1'32.535	1'32.538 (16)
19	S.BRADL	26.005	F.DI GIANNANTO	20.716	M.MARQUEZ	25.206	A.FERNANDEZ	20.797	19	<b>M.OLIVEIRA</b>	1'32.551	1'32.559 (18)
20	<b>M.OLIVEIRA</b>	<b>26.014</b>	<b>A.ESPARGARO</b>	<b>20.726</b>	<b>M.OLIVEIRA</b>	<b>25.273</b>	<b>F.DI GIANNANTO</b>	<b>20.830</b>	20	<b>T.NAKAGAMI</b>	1'32.563	1'32.571 (19)
21	T.NAKAGAMI	26.022	A.FERNANDEZ	20.732	J.MILLER	25.284	M.VIÑALES	20.861	21	<b>M.MARQUEZ</b>	1'32.614	1'32.674 (21)
22	<b>J.MIR</b>	<b>26.089</b>	<b>J.MIR</b>	<b>20.741</b>	<b>J.MIR</b>	<b>25.417</b>	<b>F.BAGNAIA</b>	<b>20.883</b>	22	<b>A.FERNANDEZ</b>	1'33.166	1'33.201 (22)
23	A.FERNANDEZ	26.140	T.NAKAGAMI	20.777	A.FERNANDEZ	25.497	J.MIR	20.949	23	<b>J.MIR</b>	1'33.196	1'33.228 (23)
24	<b>T.TAKAHASHI</b>	<b>27.298</b>	<b>T.TAKAHASHI</b>	<b>21.831</b>	<b>T.TAKAHASHI</b>	<b>26.794</b>	<b>T.TAKAHASHI</b>	<b>21.761</b>	24	<b>T.TAKAHASHI</b>	1'37.684	(-1)

These data/results cannot be reproduced, stored and/or transmitted in whole or in part by any manner of electronic, mechanical, photocopying, recording, broadcasting or otherwise now known or herein after developed without the previous express consent by the copyright owner, except for reproduction in daily press and regular printed publications on sale to the public within 60 days of the event related to those data/results and always provided that copyright symbol appears together as follows below.

© DORNA, 2023

Official MotoGP Timing by TISSOT  
www.motogp.com





4226 m.

# MotoGP™

## GRAN PREMIO RED BULL DI SAN MARINO E DELLA RIVIERA

### Free Practice Nr. 1

### Fastest Laps Sequence

<i>Practice Time</i>	 <i>Rider</i>	<i>Nation</i>	<i>Motorcycle</i>	<i>Time</i>	<i>Km/h</i>	<i>Rider's Lap</i>
<b>3'28.169</b>	49 <b>Fabio DI GIANNANTONI</b>	ITA	DUCATI	<b>1'35.889</b>	158.6	2
<b>3'51.383</b>	89 <b>Jorge MARTIN</b>	SPA	DUCATI	<b>1'35.587</b>	159.1	2
<b>4'26.871</b>	51 <b>Michele PIRRO</b>	ITA	DUCATI	<b>1'34.507</b>	160.9	2
<b>5'05.259</b>	5 <b>Johann ZARCO</b>	FRA	DUCATI	<b>1'34.473</b>	161.0	3
<b>5'19.913</b>	43 <b>Jack MILLER</b>	AUS	KTM	<b>1'34.417</b>	161.1	3
<b>5'33.339</b>	72 <b>Marco BEZZECCHI</b>	ITA	DUCATI	<b>1'33.987</b>	161.8	3
<b>6'00.626</b>	51 <b>Michele PIRRO</b>	ITA	DUCATI	<b>1'33.755</b>	162.2	3
<b>6'36.391</b>	49 <b>Fabio DI GIANNANTONI</b>	ITA	DUCATI	<b>1'33.612</b>	162.5	4
<b>7'22.364</b>	12 <b>Maverick VIÑALES</b>	SPA	APRILIA	<b>1'33.449</b>	162.8	4
<b>7'25.885</b>	41 <b>Aleix ESPARGARO</b>	SPA	APRILIA	<b>1'33.315</b>	163.0	4
<b>7'33.031</b>	51 <b>Michele PIRRO</b>	ITA	DUCATI	<b>1'32.405</b>	164.6	4
<b>21'47.127</b>	51 <b>Michele PIRRO</b>	ITA	DUCATI	<b>1'32.306</b>	164.8	10
<b>25'11.298</b>	26 <b>Dani PEDROSA</b>	SPA	KTM	<b>1'32.250</b>	164.9	12
<b>40'13.008</b>	89 <b>Jorge MARTIN</b>	SPA	DUCATI	<b>1'32.066</b>	165.2	17
<b>43'27.942</b>	51 <b>Michele PIRRO</b>	ITA	DUCATI	<b>1'32.018</b>	165.3	17
<b>44'59.851</b>	51 <b>Michele PIRRO</b>	ITA	DUCATI	<b>1'31.909</b>	165.5	18

These data/results cannot be reproduced, stored and/or transmitted in whole or in part by any manner of electronic, mechanical, photocopying, recording, broadcasting or otherwise now known or herein after developed without the previous express consent by the copyright owner, except for reproduction in daily press and regular printed publications on sale to the public within 60 days of the event related to those data/results and always provided that copyright symbol appears together as follows below.

© DORNA, 2023

Official MotoGP Timing by TISSOT  
www.motogp.com

Misano Adriatico, Friday, September 08, 2023

