

5010 m.

IndianOil GRAND PRIX OF INDIA

Practice Nr. 1

Classification

3

	Rider	Nation	Team	Motorcycle	Time	Lap Total	Gap	Top Speed
1	35 Somkiat CHANTRA	THA	IDEMITSU Honda Team Asia	KALEX	1'52.596	20 20		283.4
2	37 Pedro ACOSTA	SPA	Red Bull KTM Ajo	KALEX	1'52.878	22 22	0.282 0.282	284.5
3	79 Ai OGURA	JPN	IDEMITSU Honda Team Asia	KALEX	1'53.495	20 21	0.899 0.617	279.0
4	96 Jake DIXON	GBR	Inde GASGAS Aspar Team	KALEX	1'53.557	19 22	0.961 0.062	282.3
5	12 Filip SALAC	CZE	QJMOTOR Gresini Moto2	KALEX	1'53.660	20 20	1.064 0.103	277.9
6	14 Tony ARBOLINO	ITA	Elf Marc VDS Racing Team	KALEX	1'53.756	15 23	1.160 0.096	285.7
7	18 Manuel GONZALEZ	SPA	Correos Prepagó Yamaha VR46 M	KALEX	1'53.796	23 23	1.200 0.040	281.2
8	16 Joe ROBERTS	USA	Italtrans Racing Team	KALEX	1'53.808	19 22	1.212 0.012	282.3
9	71 Dennis FOGGIA	ITA	Italtrans Racing Team	KALEX	1'53.838	20 22	1.242 0.030	284.5
10	22 Sam LOWES	GBR	Elf Marc VDS Racing Team	KALEX	1'53.838	20 22	1.242	281.2
11	3 Lukas TULOVIC	GER	Liqui Moly Husqvarna Intact GP	KALEX	1'53.940	21 23	1.344 0.102	280.1
12	24 Marcos RAMIREZ	SPA	OnlyFans American Racing	KALEX	1'53.992	23 23	1.396 0.052	280.1
13	28 Izan GUEVARA	SPA	Inde GASGAS Aspar Team	KALEX	1'54.107	16 20	1.511 0.115	283.4
14	21 Alonso LOPEZ	SPA	GT Trevisan SpeedUp	BOSCOSCURO	1'54.124	22 22	1.528 0.017	283.4
15	84 Zonta VD GOORBERGH	NED	Fieten Olie Racing GP	KALEX	1'54.138	20 21	1.542 0.014	283.4
16	15 Darryn BINDER	RSA	Liqui Moly Husqvarna Intact GP	KALEX	1'54.164	20 22	1.568 0.026	285.7
17	40 Aron CANET	SPA	Pons Wegow Los40	KALEX	1'54.241	20 21	1.645 0.077	281.2
18	33 Rory SKINNER	GBR	OnlyFans American Racing	KALEX	1'54.278	23 24	1.682 0.037	277.9
19	64 Bo BENDSNEYDER	NED	Pertamina Mandalika SAG Team	KALEX	1'54.375	20 21	1.779 0.097	279.0
20	4 Sean Dylan KELLY	USA	Forward Team	FORWARD	1'54.662	18 22	2.066 0.287	283.4
21	7 Barry BALTUS	BEL	Fieten Olie Racing GP	KALEX	1'54.675	18 22	2.079 0.013	280.1
22	67 Alberto SURRA	ITA	Forward Team	FORWARD	1'54.795	14 14	2.199 0.120	283.4
23	54 Fermín ALDEGUER	SPA	GT Trevisan SpeedUp	BOSCOSCURO	1'54.805	21 22	2.209 0.010	281.2
24	11 Sergio GARCIA	SPA	Pons Wegow Los40	KALEX	1'54.812	17 17	2.216 0.007	281.2
25	13 Celestino VIETTI	ITA	Fantic Racing	KALEX	1'54.862	15 19	2.266 0.050	280.1
26	23 Taiga HADA	JPN	Pertamina Mandalika SAG Team	KALEX	1'55.034	18 20	2.438 0.172	284.5
27	52 Jeremy ALCOBA	SPA	QJMOTOR Gresini Moto2	KALEX	1'55.063	19 21	2.467 0.029	277.9
28	72 Borja GOMEZ	SPA	Fantic Racing	KALEX	1'55.221	21 22	2.625 0.158	280.1
29	75 Albert ARENAS	SPA	Red Bull KTM Ajo	KALEX	1'55.864	14 14	3.268 0.643	279.0
30	5 Kohta NOZANE	JPN	Correos Prepagó Yamaha VR46 M	KALEX	1'55.895	19 20	3.299 0.031	276.9

Practice condition: Dry
 Air: 32°
 Humidity: 73%
 Ground: 42°

Fastest Lap:	Lap: 20	Somkiat CHANTRA	1'52.596	160.1 Km/h
Best Race Lap:		New track layout		
All Time Lap Record:	2023	Somkiat CHANTRA	1'52.596	160.1 Km/h

The results are provisional until the end of the limit for protest and appeals.

Time limit for protest expires 30' after publication of the results - Time:

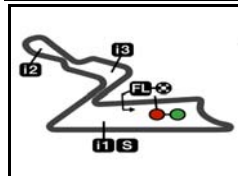
These data/results cannot be reproduced, stored and/or transmitted in whole or in part by any manner of electronic, mechanical, photocopying, recording, broadcasting or otherwise now known or herein after developed without the previous express consent by the copyright owner, except for reproduction in daily press and regular printed publications on sale to the public within 60 days of the event related to those data/results and always provided that copyright symbol appears together as follows below.

© DORNA, 2023

Official MotoGP Timing by TISSOT
 www.motogp.com

Greater Noida, Friday, September 22, 2023





5010 m.

IndianOil GRAND PRIX OF INDIA

Practice Nr. 1

Top Speed & Average

4



Rider	Nation	Motorcycle	Top 5 speeds					Average	Top
14 Tony ARBOLINO	ITA	KALEX	285.7	282.3	282.3	281.2	281.2	281.8	285.7
15 Darryn BINDER	RSA	KALEX	285.7	283.4	283.4	282.3	282.3	283.1	285.7
23 Taiga HADA	JPN	KALEX	284.5	279.0	276.9	276.9	275.8	278.2	284.5
37 Pedro ACOSTA	SPA	KALEX	284.5	283.4	283.4	283.4	282.3	282.9	284.5
71 Dennis FOGGIA	ITA	KALEX	284.5	282.3	282.3	282.3	281.2	282.1	284.5
4 Sean Dylan KELLY	USA	FORWARD	283.4	282.3	282.3	281.2	280.1	281.4	283.4
21 Alonso LOPEZ	SPA	BOSCOSCURO	283.4	281.2	281.2	281.2	280.1	280.8	283.4
28 Izan GUEVARA	SPA	KALEX	283.4	282.3	281.2	281.2	281.2	281.9	283.4
35 Somkiat CHANTRA	THA	KALEX	283.4	281.2	281.2	280.1	280.1	280.7	283.4
67 Alberto SURRA	ITA	FORWARD	283.4	281.2	281.2	281.2	280.1	280.9	283.4
84 Zonta VD GOORBERGH	NED	KALEX	283.4	280.1	279.0	279.0	279.0	280.1	283.4
16 Joe ROBERTS	USA	KALEX	282.3	280.1	280.1	280.1	279.0	279.7	282.3
96 Jake DIXON	GBR	KALEX	282.3	281.2	280.1	279.0	279.0	279.7	282.3
11 Sergio GARCIA	SPA	KALEX	281.2	281.2	281.2	281.2	280.1	280.5	281.2
18 Manuel GONZALEZ	SPA	KALEX	281.2	281.2	280.1	280.1	280.1	280.5	281.2
22 Sam LOWES	GBR	KALEX	281.2	280.1	280.1	280.1	280.1	280.3	281.2
40 Aron CANET	SPA	KALEX	281.2	280.1	280.1	279.0	279.0	279.6	281.2
54 Fermín ALDEGUER	SPA	BOSCOSCURO	281.2	281.2	280.1	279.0	279.0	279.6	281.2
3 Lukas TULOVIC	GER	KALEX	280.1	280.1	280.1	279.0	279.0	279.6	280.1
7 Barry BALTUS	BEL	KALEX	280.1	276.9	276.9	276.9	276.9	277.4	280.1
13 Celestino VIETTI	ITA	KALEX	280.1	280.1	280.1	280.1	279.0	279.4	280.1
24 Marcos RAMIREZ	SPA	KALEX	280.1	280.1	280.1	280.1	279.0	279.6	280.1
72 Borja GOMEZ	SPA	KALEX	280.1	280.1	280.1	279.0	279.0	279.4	280.1
64 Bo BENDSNEYDER	NED	KALEX	279.0	279.0	279.0	277.9	277.9	278.6	279.0
75 Albert ARENAS	SPA	KALEX	279.0	277.9	277.9	277.9	276.9	277.9	279.0
79 Ai OGURA	JPN	KALEX	279.0	277.9	277.9	277.9	276.9	277.4	279.0
12 Filip SALAC	CZE	KALEX	277.9	277.9	276.9	275.8	275.8	276.3	277.9
33 Rory SKINNER	GBR	KALEX	277.9	274.8	274.8	274.8	274.8	275.3	277.9
52 Jeremy ALCOBA	SPA	KALEX	277.9	276.9	276.9	276.9	276.9	277.0	277.9
5 Kohta NOZANE	JPN	KALEX	276.9	275.8	274.8	274.8	274.8	275.3	276.9

These data/results cannot be reproduced, stored and/or transmitted in whole or in part by any manner of electronic, mechanical, photocopying, recording, broadcasting or otherwise now known or herein after developed without the previous express consent by the copyright owner, except for reproduction in daily press and regular printed publications on sale to the public within 60 days of the event related to those data/results and always provided that copyright symbol appears together as follows below.

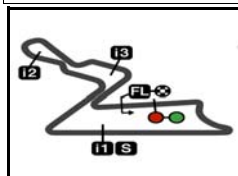
© DORNA, 2023

Official MotoGP Timing by TISSOT
www.motogp.com





Greater Noida, Friday, September 22, 2023



5010 m.

IndianOil GRAND PRIX OF INDIA

Practice Nr. 1

Chronological Analysis of Performances

5

* Lap / Sector time cancelled T1 Time from finish line to 1st intermediate T3 Time from 2nd intermed. to 3rd intermed.
 P Crossing the finish line in pit lane T2 Time from 1st intermed. to 2nd intermed. T4 Time from 3rd intermediate to finish line

Lap	Lap Time	T1	T2	T3	T4	Speed	Lap	Lap Time	T1	T2	T3	T4	Speed	
1st	35	Somkiat CHANTRA IDEMITSU Honda Tea THA Runs=4 Total laps=20 Full laps=14 Valid laps=10						22	1'52.878	36.669	35.123	21.888	19.198	282.3
1	3'46.441	P	36.316	37.382	23.395*	24.743	274.8							
2	6'06.127	P	34.587	37.452	22.752	19.868	280.1							
3	1'54.625	*	37.387	35.817	21.976*	19.445	276.9							
4	1'54.509	*	36.935	35.721	22.419*	19.434	283.4							
5	1'54.887		37.514	35.718	22.116	19.539	280.1							
6	1'53.906		36.836	35.531	22.045	19.494	280.1							
7	1'53.932		36.879	35.443	22.123	19.487	279.0							
8	1'54.620		36.796	36.071	22.333	19.420	277.9							
9	1'54.073		36.874	35.564	22.161	19.474	280.1							
10	1'58.387	*	38.501	37.059	22.757	20.070*	276.9							
11	1'53.813		36.928	35.407	22.019	19.459	279.0							
12	1'53.781		37.053	35.562	21.985	19.181	277.9							
13	2'02.735	P	39.066	37.593	23.398	22.678	272.7							
14	13'40.504		43.917	36.242	22.262	19.920	277.9							
15	1'54.000		37.121	35.549	21.997	19.333	280.1							
16	1'53.613	*	36.817	35.294	22.061	19.441*	281.2							
17	1'57.215	P	36.968	36.205	22.672	21.370	277.9							
18	5'29.574		35.701	35.821	21.859	20.532	275.8							
19	1'53.080		36.959	35.209	21.724	19.188	281.2							
20	1'52.596		36.578	35.120	21.777	19.121	280.1							
3rd	79	Ai OGURA IDEMITSU Honda Tea JPN Runs=3 Total laps=21 Full laps=16 Valid laps=12												
1	3'21.156	*	38.435	39.548	23.823	20.421*	273.7							
2	2'11.137	P	43.73*	40.286*	23.453*	23.668	274.8							
3	3'34.241	P	35.435	37.161	22.462	19.787	274.8							
4	1'56.134		37.644	36.427	22.315	19.748	276.9							
5	1'55.144		37.186	36.024	22.209	19.725	279.0							
6	1'55.544		37.815	35.967	22.251	19.511	275.8							
7	2'09.276		37.102	35.751	29.535	26.888	277.9							
8	1'54.103		36.976	35.525	22.204	19.398	276.9							
9	1'54.014		36.881	35.510	22.155	19.468	277.9							
10	1'54.015	*	36.930	35.607	22.123	19.355*	276.9							
11	2'22.232	P	52.390	40.656	24.972	24.214	180.0							
12	15'50.005	*	39.878	37.844	22.872*	20.048	271.6							
13	1'55.730		37.494	36.068	22.607	19.561	273.7							
14	1'55.054	*	37.658	35.637	22.365*	19.394	275.8							
15	1'54.005	*	36.876	35.453	22.151	19.525*	276.9							
16	1'54.152	*	36.860	35.440	22.204*	19.648*	276.9							
17	1'53.614		36.867	35.357	21.991	19.399	277.9							
18	1'54.914		36.793	35.501	22.920	19.700	276.9							
19	1'53.704		36.918	35.370	22.068	19.348	276.9							
20	1'53.495		36.785	35.315	22.070	19.325	274.8							
21	2'32.516		1'00.805	47.304	23.892	20.515	161.4							
2nd	37	Pedro ACOSTA Red Bull KTM Ajo SPA Runs=4 Total laps=22 Full laps=15 Valid laps=10												
1	3'11.730		36.309	37.778	28.519	20.048	283.4							
2	2'07.183	P	43.41*	38.366*	23.537*	21.866	284.5							
3	4'32.394	P	34.765	37.070	22.465	19.692	282.3							
4	2'02.069		41.609	36.764	22.939	20.757	282.3							
5	1'56.529	*	37.802	36.531	22.387	19.809*	281.2							
6	1'55.643		37.362	36.258	22.483	19.540	281.2							
7	1'55.345		37.692	35.723	22.374	19.556	281.2							
8	1'54.451		36.988	35.746	22.253	19.464	282.3							
9	1'54.490		37.067	35.785	22.240	19.398	281.2							
10	2'01.753	*	40.878	36.935	23.345*	20.595	264.7							
11	1'55.255	P	37.170	35.872	22.133	20.080	283.4							
12	10'22.455		34.816	36.390	22.426	19.554	279.0							
13	1'54.021		36.866	35.620	22.187	19.348	281.2							
14	1'54.782	*	37.484	35.787*	22.130	19.381	281.2							
15	1'53.748	*	36.668	35.486	22.203*	19.391	280.1							
16	1'53.642		36.662	35.504	22.044	19.432	280.1							
17	1'59.402	P	38.640	36.708	23.048	21.006	262.7							
18	7'18.031	*	35.076	36.375	22.200	19.443*	279.0							
19	1'53.370	*	36.748	35.301	21.990	19.331*	282.3							
20	1'53.140		36.659	35.222	21.914	19.345	283.4							
21	1'53.078		36.705	35.229	21.875	19.269	282.3							
4th	96	Jake DIXON Inde GASGAS Aspar GBR Runs=3 Total laps=22 Full laps=17 Valid laps=12												
1	3'04.981		42.982	39.905	23.481	19.997	273.7							
2	2'12.404	P	46.33*	38.470*	25.701*	21.903	270.6							
3	4'43.722	P	34.391	37.199	22.773*	19.838*	279.0							
4	1'57.069		38.179	36.840	22.469	19.581	279.0							
5	1'56.529	*	37.973	36.151	22.825	19.580*	277.9							
6	1'55.754		37.633	36.239	22.331	19.551	280.1							
7	1'55.000		37.374	35.978	22.159	19.489	279.0							
8	1'55.695		37.631	36.295	22.234	19.535	279.0							
9	1'55.285		37.386	36.136	22.143	19.620	282.3							
10	1'54.472		37.312	35.470	22.203	19.487	279.0							
11	1'54.176	*	37.106	35.678	22.077	19.315*	279.0							
12	2'01.448	P	37.072	41.492	22.280	20.604	277.9							
13	15'13.117		43.369	36.728	22.353	19.535	264.7							
14	1'54.395		36.998	35.700	22.183	19.514	275.8							
15	1'54.519		37.119	35.685	22.379	19.336	275.8							
16	2'02.316	*	40.200	40.749	21.967	19.400*	198.3							
17	2'02.872	*	36.751	35.974	23.203*	26.944	277.9							
18	1'54.386		37.245	35.482	22.298	19.361	277.9							

Fastest Lap: Somkiat CHANTRA IDEMITSU Honda Tea THA **1'52.596** 36.578 35.120 21.777 19.121

These data/results cannot be reproduced, stored and/or transmitted in whole or in part by any manner of electronic, mechanical, photocopying, recording, broadcasting or otherwise now known or herein after developed without the previous express consent by the copyright owner, except for reproduction in daily press and regular printed publications on sale to the public within 60 days of the event related to those data/results and always provided that copyright symbol appears together as follows below.
 © DORNA, 2023



Practice Nr. 1

Moto2

Lap	Lap Time	T1	T2	T3	T4	Speed	Lap	Lap Time	T1	T2	T3	T4	Speed
19	1'53.557	36.781	35.450	21.841	19.485	281.2	1	2'39.155	35.508	38.825	23.341	22.253	272.7
20	1'53.769 *	36.797	35.512	22.134	19.326*	277.9	2	2'04.724 P	40.53*	38.531*	23.334*	22.323	268.6
21	2'14.946	47.001	40.344	27.829	19.772	181.8	3	5'06.584 P	34.321	37.130	22.703	19.603	279.0
22	2'10.458	46.803	39.140	23.738	20.777	267.6	4	1'56.207 *	37.262	36.713	22.476*	19.756	280.1
5th 12 Filip SALAC QJMOTOR Gresini M CZE Runs=4 Total laps=20 Full laps=13 Valid laps=11							5	1'55.315 *	37.100	36.061	22.653	19.501*	279.0
1	3'25.264 *	36.356	38.389	23.267	20.114*	273.7	6	2'00.333	41.082	37.435	22.307	19.509	279.0
2	2'02.083 P	39.71*	37.012*	22.816*	22.545	269.6	7	1'55.066	37.167	36.057	22.468	19.374	280.1
3	4'05.639 P	35.102	37.011	22.660	20.177*	274.8	8	1'54.445	36.851	35.803	22.283	19.508	281.2
4	1'55.941 *	37.61*	36.442	22.380	19.506	277.9	9	1'54.941	37.046	36.146	22.354	19.395	279.0
5	1'55.189	37.482	35.850	22.322	19.535	277.9	10	1'54.663	36.984	35.942	22.383	19.354	279.0
6	1'54.647	37.243	35.792	22.139	19.473	274.8	11	2'06.103	39.341	41.620	25.006	20.136	259.9
7	1'54.932	37.229	35.975	22.165	19.563	275.8	12	1'57.749 P	37.124	36.393	22.485	21.747	279.0
8	1'54.638	37.213	35.732	22.303	19.390	275.8	13	13'09.878	37.011	37.702	22.633	19.545	262.7
9	1'54.276	37.153	35.638	22.087	19.398	275.8	14	2'01.346	41.334	37.674	22.495	19.843	266.6
10	2'08.225 P	44.065	37.965	24.240	21.955	273.7	15	1'58.932	37.107	39.861	22.406	19.558	277.9
11	13'22.909	36.374	37.156	26.597	20.151	273.7	16	1'54.284	37.104	35.756	22.113	19.311	277.9
12	1'56.242 *	37.327	36.588*	22.394*	19.933	275.8	17	1'54.112 *	36.985	35.761	22.065	19.301*	277.9
13	1'53.841	37.052	35.294	22.147	19.348	276.9	18	1'54.107	36.898	35.645	22.273	19.291	277.9
14	1'56.232	38.580	35.852	22.338	19.462	275.8	19	2'11.416	43.777	39.947	28.008	19.684	240.8
15	1'54.112	36.937	35.438	21.992	19.745	274.8	20	1'59.977	36.996	35.882	24.327	22.772	281.2
16	1'58.274 P	37.105	36.084	22.480	22.605	274.8	21	1'53.878	36.960	35.540	22.074	19.304	280.1
17	8'29.784 *	42.611	37.492	22.809	20.511*	258.0	22	2'00.373 *	41.045	36.765	23.042	19.521*	265.6
18	1'55.046	37.356	35.776	22.345	19.569	274.8	23	1'53.796	36.888	35.632	22.023	19.253	279.0
19	1'54.137	37.190	35.559	21.967	19.421	275.8	8th 16 Joe ROBERTS Italtrans Racing Team USA Runs=3 Total laps=22 Full laps=17 Valid laps=12						
20	1'53.660	36.995	35.337	21.972	19.356	275.8	1	3'08.387	37.174	38.982	24.335	20.323	277.9
6th 14 Tony ARBOLINO Elf Marc VDS Racing ITA Runs=3 Total laps=23 Full laps=18 Valid laps=13							2	2'08.245 P	42.92*	39.464*	23.894*	21.962	266.6
1	3'16.843	35.037	39.640	27.835	20.679	277.9	3	4'59.645 P	35.580	37.574	23.172	23.379	279.0
2	2'07.131 P	43.98*	37.444*	22.808*	22.894	279.0	4	1'58.247	38.955	36.635	22.938	19.719	277.9
3	4'31.108 P	33.903	37.146	22.652	19.697	280.1	5	1'56.072	37.622	36.286	22.527	19.637	279.0
4	1'57.417	37.976	36.833	22.595	20.013	285.7	6	1'55.640	37.200	36.236	22.560	19.644	282.3
5	1'56.594	37.869	36.675	22.466	19.584	280.1	7	1'55.177	37.297	35.913	22.455	19.512	277.9
6	1'58.269	37.223	38.565	22.526	19.955	282.3	8	1'54.554	37.100	35.793	22.261	19.400	279.0
7	1'55.568	37.296	36.261	22.356	19.655	280.1	9	1'58.860	38.391	37.052	22.964	20.453	276.9
8	1'54.586	36.890	35.818	22.378	19.500	281.2	10	2'04.797	45.311	36.882	22.612	19.992	280.1
9	1'55.011	37.197	35.944	22.171	19.699	280.1	11	1'56.643	37.734	36.165	22.840	19.904	279.0
10	1'54.707	37.324	35.622	22.188	19.573	281.2	12	1'54.473 *	37.072	35.829	22.240	19.332*	280.1
11	1'54.146	36.846	35.596	22.184	19.520	281.2	13	1'54.435	36.871	35.937	22.187	19.440	280.1
12	1'54.458	36.898	35.560	22.242	19.758	281.2	14	2'02.996 P	40.600	37.242	23.304	21.850	276.9
13	1'54.456 *	36.931	35.712	22.314*	19.499	281.2	15	14'07.576	38.068	37.860	23.042	19.940	274.8
14	1'54.049	36.799	35.481	22.368	19.401	281.2	16	1'55.726 *	37.434	35.948	22.455	19.889*	274.8
15	1'53.756	36.854	35.372	22.020	19.510	280.1	17	1'54.138	36.889	35.522	22.379	19.348	279.0
16	2'02.782 P	37.772	39.500	23.030	22.480	276.9	18	1'54.259 *	37.031	35.558	22.119*	19.551	277.9
17	13'28.221 *	34.802	36.042	22.376	19.883*	277.9	19	1'53.808	36.865	35.658	22.011	19.274	277.9
18	2'03.895 *	39.735	37.071	22.599*	24.490	252.6	20	1'53.882 *	36.922	35.384	22.164*	19.412*	279.0
19	1'54.402	36.952	35.809	22.191	19.450	281.2	21	1'53.845	36.809	35.341	22.360	19.335	277.9
20	1'54.196	36.932	35.625	22.011	19.628	282.3	22	1'54.403 *	36.965	35.642	22.448	19.348*	277.9
21	2'04.474 *	42.311	38.912	22.727	20.524*	241.6	9th 71 Dennis FOGGIA Italtrans Racing Team ITA Runs=3 Total laps=22 Full laps=17 Valid laps=14						
22	1'54.408 *	36.897	35.822	22.132	19.557*	281.2	1	2'44.002	35.954	39.044	23.710	20.266	282.3
23	1'56.522 *	37.278	37.180	22.176*	19.888	279.0	2	2'06.868 P	41.36*	38.302*	23.372*	23.829	255.3
7th 18 Manuel GONZALEZ Correos Prepagó Yam SPA Runs=3 Total laps=23 Full laps=18 Valid laps=14							3	4'50.509 P	34.346	37.627	22.922	19.869	280.1
1	3'16.843	35.037	39.640	27.835	20.679	277.9	4	1'56.636	37.638	36.565	22.778	19.655	280.1
2	2'07.131 P	43.98*	37.444*	22.808*	22.894	279.0	5	1'59.322	37.429	36.795	22.906	22.192	281.2

Fastest Lap: Somkiat CHANTRA IDEMITSU Honda Tea THA 1'52.596 36.578 35.120 21.777 19.121

These data/results cannot be reproduced, stored and/or transmitted in whole or in part by any manner of electronic, mechanical, photocopying, recording, broadcasting or otherwise now known or herein after developed without the previous express consent by the copyright owner, except for reproduction in daily press and regular printed publications on sale to the public within 60 days of the event related to those data/results and always provided that copyright symbol appears together as follows below.
© DORNA, 2023

Practice Nr. 1

Moto2

Lap	Lap Time	T1	T2	T3	T4	Speed	Lap	Lap Time	T1	T2	T3	T4	Speed
6	1'56.288	37.553	36.319	22.659	19.757	280.1	12	1'57.732	39.332	36.336	22.338	19.726	277.9
7	2'17.634	56.206	38.960	22.726	19.742	273.7	13	1'55.078	37.334	36.034	22.215	19.495	277.9
8	2'06.057	41.450	39.177	25.899	19.531	279.0	14	1'54.760	37.444	35.818	22.094	19.404	279.0
9	1'55.381	37.127	36.216	22.463	19.575	284.5	15	1'55.754 P	37.162	35.576	22.180	20.836	276.9
10	1'58.003	38.272	37.111	22.658	19.962	275.8	16	14'05.879 *	36.639	37.266	22.306	19.835*	271.6
11	1'56.608 *	37.232	36.058	22.595*	20.723*	281.2	17	1'54.977 *	37.260	35.807	21.896	20.014*	276.9
12	1'54.571	37.025	35.927	22.203	19.416	279.0	18	1'54.234	37.097	35.450	22.153	19.534	277.9
13	1'54.475	37.072	35.782	22.219	19.402	279.0	19	1'56.315	37.312	36.859	22.611	19.533	275.8
14	1'54.177	36.903	35.573	22.154	19.547	280.1	20	1'54.969 *	37.096	36.192	22.104	19.577*	279.0
15	1'54.157	37.034	35.641	22.010	19.472	279.0	21	1'53.940	37.019	35.650	21.888	19.383	277.9
16	1'53.993	37.015	35.490	22.071	19.417	277.9	22	1'55.475	37.166	36.625	22.268	19.416	280.1
17	2'08.933 P	45.762	37.334	22.905	22.932	273.7	23	1'58.330	37.023	35.601	25.434	20.272	279.0
18	15'15.866 *	35.912	36.635	22.188	19.485*	282.3	12th 24 Marcos RAMIREZ OnlyFans American R SPA						
19	1'53.655 *	36.769	35.382	22.117	19.387*	282.3	Runs=4 Total laps=23 Full laps=16 Valid laps=12						
20	1'53.838	36.952	35.459	22.078	19.349	281.2	1	2'11.902	36.585	40.467	23.708	20.636	268.6
21	2'01.894	36.781	38.961	24.341	21.811	280.1	2	2'05.243 P	38.684	38.578*	25.657*	22.324	280.1
22	1'54.028 *	36.816	35.715	22.073	19.424*	280.1	3	4'56.573 P	34.682	38.021	23.056	19.987*	279.0
10th 22 Sam LOWES Elf Marc VDS Racing GBR							4	1'57.174	37.967	36.831	22.668	19.708	280.1
Runs=3 Total laps=22 Full laps=17 Valid laps=12							5	1'56.289	37.449	36.715	22.357	19.768	279.0
1	3'06.302	39.084	40.309	24.826	20.680	273.7	6	1'56.005	37.729	36.374	22.306	19.596	277.9
2	2'05.652 P	40.69*	37.693*	24.166*	23.102	277.9	7	1'55.563	37.247	36.257	22.291	19.768	277.9
3	4'25.178 P	35.407	38.028	23.637	19.989	277.9	8	1'56.833	37.470	37.487	22.302	19.574	280.1
4	2'00.219 *	39.854	37.044	23.519	19.802*	277.9	9	1'55.075	37.252	36.039	22.278	19.506	276.9
5	2'00.478	38.113	37.019	23.022	22.324	277.9	10	2'02.067 P	39.028	37.946	23.498	21.595	275.8
6	1'56.852	37.944	36.473	22.867	19.568	279.0	11	6'53.201	38.423	39.045	23.175	21.284	271.6
7	1'55.524 *	37.458	36.090	22.427	19.549*	279.0	12	1'56.018	37.633	36.209	22.600	19.576	275.8
8	2'07.991	41.961	39.149	24.365	22.516	276.9	13	1'55.871 *	37.879	35.962	22.444*	19.586*	276.9
9	1'55.298	37.632	36.098	22.158	19.410	279.0	14	1'54.685 *	37.284	35.664	22.288*	19.449	275.8
10	1'54.902	37.204	35.815	22.193	19.690	280.1	15	1'55.862	37.955	36.092	22.263	19.552	275.8
11	2'01.056 *	40.899	38.016	22.523	19.618*	197.8	16	1'54.953 *	37.229	35.897*	22.371	19.456	276.9
12	1'54.703	37.309	35.747	22.162	19.485	280.1	17	1'54.841	37.083	35.902	22.397	19.459	276.9
13	1'54.811	37.331	35.789	22.355	19.336	279.0	18	2'02.761 P	39.355	38.109	23.655	21.642	271.6
14	1'54.289	37.083	35.552	22.242	19.412	277.9	19	9'05.270	37.534	37.707	23.036	22.832	262.7
15	2'14.032 P	43.868	42.227	23.758	24.179	265.6	20	1'56.329	37.161	35.857	22.268	21.043	280.1
16	15'09.101 *	41.619	39.468	23.063	21.994*	267.6	21	1'54.159	37.027	35.580	22.092	19.460	279.0
17	1'55.052	37.380	36.081	22.169	19.422	281.2	22	2'03.030 *	37.192	40.159	24.330	21.349*	277.9
18	1'54.223	36.964	35.682	22.233	19.344	280.1	23	1'53.992	37.081	35.459	22.073	19.379	275.8
19	2'05.382 *	41.785	41.045	22.697*	19.855	279.0	13th 28 Izan GUEVARA Inde GASGAS Aspar SPA						
20	1'53.838	37.015	35.504	21.973	19.346	280.1	Runs=3 Total laps=20 Full laps=14 Valid laps=12						
21	1'54.100	36.963	35.622	22.124	19.391	276.9	1	2'37.866	36.274	40.444	30.510	21.129	277.9
22	2'05.774 *	46.717	36.460	22.589*	20.008*	276.9	2	2'05.160 P	38.710	38.645*	24.906*	22.899	279.0
11th 3 Lukas TULOVIC Liqui Moly Husqvarna GER							3	8'47.119 P	38.488	38.141	23.336	20.148*	279.0
Runs=3 Total laps=23 Full laps=18 Valid laps=14							4	1'57.642	37.743	37.436	22.692	19.771	281.2
1	2'22.554	37.050	40.636	30.404	20.742	273.7	5	1'56.377	37.542	36.500	22.475	19.860	281.2
2	2'04.478 P	38.599	38.963*	24.289*	22.627	277.9	6	1'55.736	37.443	36.148	22.431	19.714	280.1
3	5'13.892 P	34.889	38.771	23.213	20.115	276.9	7	2'12.446	53.268	36.856	22.475	19.847	280.1
4	1'57.582	38.125	36.932	22.659	19.866	277.9	8	1'55.792	37.547	36.282	22.404	19.559	283.4
5	1'57.457	37.825	36.996	22.442	20.194	277.9	9	1'55.115	37.148	36.207	22.277	19.483	282.3
6	1'56.663	37.642	36.483	22.703	19.835	276.9	10	1'59.367 P	37.190	36.907*	23.141	22.129	280.1
7	1'56.062	37.660	36.204	22.427	19.771	277.9	11	12'20.650 *	35.423	37.177*	22.710	19.858	276.9
8	1'55.601	37.513	36.257	22.231	19.600	276.9	12	1'56.847	37.479	36.820	22.872	19.676	277.9
9	1'55.326	37.361	36.033	22.254	19.678	280.1	13	1'56.444	37.644	36.388	22.594	19.818	276.9
10	1'56.548 *	37.407	36.429*	22.840	19.872	280.1	14	1'54.651	37.227	35.704	22.296	19.424	280.1
11	1'58.794 *	38.849	37.442	22.651	19.852*	265.6	15	1'54.520 *	36.953	35.777	22.293	19.497*	280.1

Fastest Lap: Somkiat CHANTRA IDEMITSU Honda Tea THA **1'52.596** 36.578 35.120 21.777 19.121

These data/results cannot be reproduced, stored and/or transmitted in whole or in part by any manner of electronic, mechanical, photocopying, recording, broadcasting or otherwise now known or herein after developed without the previous express consent by the copyright owner, except for reproduction in daily press and regular printed publications on sale to the public within 60 days of the event related to those data/results and always provided that copyright symbol appears together as follows below.
© DORNA, 2023

Practice Nr. 1

Moto2

Lap	Lap Time	T1	T2	T3	T4	Speed	Lap	Lap Time	T1	T2	T3	T4	Speed
16	1'54.107	36.951	35.610	22.115	19.431	280.1	16th 15	Darryn BINDER	Liqui Moly Husqvarna	RSA			
17	2'00.340	36.831	36.343	26.311	20.855	277.9	Runs=3	Total laps=22	Full laps=16	Valid laps=13			
18	1'57.040	36.987	37.731	22.470	19.852	280.1	1	2'41.253	40.536	39.922	24.427	20.758	277.9
19	1'55.026 *	37.076	36.043	22.177	19.730*	281.2	2	2'07.935 P	38.58*	41.371*	24.848*	23.130	285.7
20	2'10.419 P	42.017	39.810	23.227	25.365	246.5	3	4'40.972 P	36.386	38.849	23.976*	20.291	279.0
14th 21	Alonso LOPEZ	GT Trevisan	SpeedUp	SPA			4	2'01.380	39.961	38.252	23.249	19.918	279.0
Runs=4	Total laps=22	Full laps=15	Valid laps=14				5	1'58.035	37.500	37.573	23.038	19.924	283.4
1	2'02.183	35.326	38.683	23.474	20.438	275.8	6	1'57.093	37.228	37.035	23.042	19.788	282.3
2	2'06.416 P	38.148	36.857	25.750*	25.661	279.0	7	1'56.144	36.970	36.431	22.843	19.900	281.2
3	4'53.241 P	35.443	37.082	22.909	20.056*	276.9	8	1'56.084	37.170	36.480	22.781	19.653	281.2
4	2'02.438	43.374	36.892	22.478	19.694	280.1	9	1'56.414	36.908	36.205	22.737	20.564	281.2
5	1'55.511 *	37.579	35.998	22.352	19.582*	280.1	10	2'02.275 *	39.197	39.589	23.487	20.002*	262.7
6	1'55.363	37.346	36.135	22.440	19.442	281.2	11	1'55.384 *	37.180	35.938	22.534*	19.732	281.2
7	2'05.028	39.908	38.331	23.482	23.307	272.7	12	1'55.544	37.386	35.995	22.564	19.599	282.3
8	1'54.739	37.206	35.789	22.305	19.439	281.2	13	1'55.555	37.054	36.021	22.740	19.740	282.3
9	2'05.062 P	41.738	37.411	23.908	22.005	276.9	14	1'55.165	37.057	35.891	22.530	19.687	283.4
10	7'02.820 *	35.743	37.178	22.986*	19.677	277.9	15	2'09.664 P	44.339	38.023	24.297	23.005	279.0
11	1'55.355	37.287	35.974	22.329	19.765	279.0	16	15'57.640	38.040	37.667	22.959	19.978	276.9
12	1'54.605	37.242	35.727	22.202	19.434	280.1	17	1'55.583	37.307	35.934	22.420	19.922	280.1
13	1'54.672	37.167	35.656	22.283	19.566	279.0	18	1'54.548	36.945	35.725	22.316	19.562	282.3
14	1'58.000	37.008	37.238	23.374	20.380	279.0	19	1'54.736 *	37.193	35.796	22.235	19.512*	281.2
15	1'54.476	37.197	35.687	22.170	19.422	279.0	20	1'54.164	36.903	35.633	22.119	19.509	281.2
16	2'19.128 P	50.820	41.438*	24.393	22.477	258.0	21	1'54.222	36.847	35.713	22.207	19.455	281.2
17	9'51.501 *	37.025	36.608	22.619	19.383*	272.7	22	2'28.031 P	50.586	45.104	26.409	25.932	177.3
18	1'59.166	37.840	37.294	23.273	20.759	268.6	17th 40	Aron CANET	Pons Wegow	Los40	SPA		
19	1'59.100	36.932	40.184	22.328	19.656	283.4	Runs=3	Total laps=21	Full laps=16	Valid laps=14			
20	1'54.334	36.931	35.782	22.144	19.477	281.2	1	3'03.120	34.618	39.010	22.989	20.106	277.9
21	2'04.089	42.726	37.263	24.046	20.054	280.1	2	2'01.194 P	38.16*	37.371*	22.771*	22.883	279.0
22	1'54.124	37.118	35.670	21.992	19.344	280.1	3	7'11.591 P	36.830	36.880	22.509	20.966	280.1
15th 84	Zonta VD GOORBE	Fieten Olie Racing	GP NED				4	1'56.319	37.995	36.230	22.149	19.945	279.0
Runs=4	Total laps=21	Full laps=14	Valid laps=13				5	1'55.978	37.165	36.414	22.305	20.094	281.2
1	2'22.966	37.516	39.544	29.453	20.840	275.8	6	2'02.674	43.143	37.024	22.487	20.020	275.8
2	2'04.686 P	38.399	39.260*	23.989*	23.038	283.4	7	1'55.806	37.542	36.185	22.194	19.885	277.9
3	5'43.654 P	35.026	37.636	22.959	19.965	276.9	8	1'55.085	37.252	35.897	22.162	19.774	279.0
4	1'56.906	37.734	36.825	22.619	19.728	279.0	9	1'55.188	37.187	35.835	22.141	20.025	280.1
5	2'01.791	42.369	36.988	22.753	19.681	276.9	10	1'54.939	37.270	35.931	22.086	19.652	276.9
6	1'56.712	37.613	36.731	22.741	19.627	277.9	11	1'54.985	37.233	35.994	22.093	19.665	279.0
7	1'55.511	37.276	36.185	22.485	19.565	279.0	12	1'54.395	37.004	35.811	21.998	19.582	277.9
8	1'55.317	37.102	36.017	22.588	19.610	280.1	13	2'10.398 P	45.581	38.410	23.297	23.110	271.6
9	1'57.886	38.558	36.322	22.414	20.592	276.9	14	13'36.544	36.084	36.647	22.233	19.805	271.6
10	2'04.178 P	37.754	42.515	22.323	21.586	279.0	15	1'54.804 *	37.180	35.899	22.073	19.652*	276.9
11	10'00.012	35.241	36.997	22.570	19.860	273.7	16	1'54.490	37.158	35.784	21.975	19.573	275.8
12	1'55.176	37.288	36.144	22.305	19.439	277.9	17	1'54.327	37.000	35.768	21.987	19.572	277.9
13	3'10.227	37.202	1'49.723	23.535	19.767	277.9	18	2'04.060	45.530	36.814	22.074	19.642	245.7
14	1'57.657 *	38.461	36.673	22.635	19.888*	275.8	19	1'54.162 *	36.979	35.715	21.851	19.617*	276.9
15	1'55.263	37.307	36.073	22.347	19.536	276.9	20	1'54.241	37.001	35.735	21.942	19.563	275.8
16	2'06.385 P	43.058	38.353	23.363	21.611	272.7	21	2'12.407	51.291	39.164	22.272	19.680	230.7
17	6'38.517 *	37.152	37.078	28.489	19.736*	272.7	18th 33	Rory SKINNER	OnlyFans	American R	GBR		
18	1'55.047	37.235	36.090	22.283	19.439	276.9	Runs=4	Total laps=24	Full laps=17	Valid laps=11			
19	1'54.615	37.199	35.716	22.314	19.386	276.9	1	2'17.857	37.262	39.599	23.816	20.379	267.6
20	1'54.138	36.984	35.670	22.133	19.351	276.9	2	2'01.481 P	37.903	37.865*	23.403*	22.310	274.8
21	2'05.773	39.460	43.027	23.127	20.159	259.9	3	5'11.120 P	34.780	37.228*	22.780	20.158	274.8
							4	1'56.871	37.958	36.495	22.549	19.869	274.8
							5	1'55.953 *	37.587	36.288	22.436	19.642*	273.7

Fastest Lap: Somkiat CHANTRA IDEMITSU Honda Tea THA **1'52.596** 36.578 35.120 21.777 19.121

These data/results cannot be reproduced, stored and/or transmitted in whole or in part by any manner of electronic, mechanical, photocopying, recording, broadcasting or otherwise now known or herein after developed without the previous express consent by the copyright owner, except for reproduction in daily press and regular printed publications on sale to the public within 60 days of the event related to those data/results and always provided that copyright symbol appears together as follows below.
© DORNA, 2023

Practice Nr. 1

Moto2

Lap	Lap Time	T1	T2	T3	T4	Speed	Lap	Lap Time	T1	T2	T3	T4	Speed
6	1'56.702 *	38.35*	36.260	22.404	19.686	274.8	11	1'54.676	<u>36.866</u>	35.832	22.458	19.520	<u>283.4</u>
7	1'55.749	37.499	36.230	22.265	19.755	273.7	12	2'01.740 P	38.526	39.198	23.164	<u>20.852</u>	270.6
8	1'54.989 *	37.311	35.916	22.198	19.564*	273.7	13	14'11.099 *	34.810	36.760*	22.993	19.661	275.8
9	1'55.003	37.419	35.847	22.172	19.565	273.7	14	1'55.593	37.250	35.944	22.752	19.647	276.9
10	1'54.986	37.529	35.805	22.138	19.514	273.7	15	1'54.868	37.142	35.755	22.465	<u>19.506</u>	277.9
11	1'54.742	37.286	35.850	22.170	19.436	272.7	16	2'01.608 *	42.282	36.799	22.664	19.863*	273.7
12	2'03.290 P	40.841	37.832	22.889	<u>21.728</u>	269.6	17	1'55.235	37.191	35.898	22.521	19.625	277.9
13	6'15.094 *	37.355	36.983	22.973*	20.999	271.6	18	<u>1'54.662</u>	37.043	<u>35.751</u>	<u>22.344</u>	19.524	280.1
14	2'02.867 *	43.226	37.307	22.589	19.745*	270.6	19	1'56.382	37.299	36.661	22.676	19.746	281.2
15	1'55.935	37.747	36.068	22.584	19.536	272.7	20	1'55.169	37.025	36.155	22.473	19.516	282.3
16	1'58.485 P	37.697	<u>36.705*</u>	22.605	<u>21.478</u>	271.6	21	2'06.174	44.876	36.895	24.260	20.143	270.6
17	6'51.937 *	35.468	37.033	22.713	19.662*	269.6	22	2'08.408 P	37.569	41.038	24.827	24.974	273.7
18	1'56.102 *	37.654	36.221	22.379	19.848*	271.6	21st 7 Barry BALTUS Fieten Olie Racing GP BEL						
19	1'55.303	37.581	35.873	22.184	19.665	273.7	Runs=4 Total laps=22 Full laps=15 Valid laps=9						
20	1'55.100	37.378	35.827	22.144	19.751	274.8	1	2'20.715	36.753	38.493	23.724	22.230	276.9
21	1'55.427	37.368	36.349	22.295	19.415	<u>277.9</u>	2	2'01.360 P	37.896	<u>37.292*</u>	<u>23.443*</u>	<u>22.729</u>	<u>280.1</u>
22	1'54.377	37.228	35.713	<u>22.071</u>	<u>19.365</u>	272.7	3	5'06.873 P	34.245	37.575	<u>23.802*</u>	19.931*	276.9
23	<u>1'54.278</u>	37.174	<u>35.570</u>	22.159	19.375	272.7	4	1'58.606 *	37.920	<u>36.543*</u>	<u>23.255*</u>	20.888*	275.8
24	1'54.276 *	<u>37.136</u>	35.675	22.127	19.338*	273.7	5	1'56.347	38.035	36.098	22.601	19.613	276.9
19th 64 Bo BENDSNEYDER Pertamina Mandalika NED													
Runs=3 Total laps=21 Full laps=16 Valid laps=13													
1	2'30.948	37.222	44.119	24.912	20.874	270.6	6	1'56.761	37.955	36.749	22.553	19.504	276.9
2	2'15.053 P	39.250	<u>39.586*</u>	<u>33.511*</u>	22.706	277.9	7	1'55.457 *	37.224	36.058	<u>22.222</u>	19.953*	276.9
3	5'10.363 P	35.107	38.477	23.946	20.127	276.9	8	1'55.794	37.448	36.352	22.385	19.609	276.9
4	1'58.613	38.359	37.246	22.915	20.093	<u>279.0</u>	9	1'55.321	37.379	36.007	22.362	19.573	275.8
5	1'57.126	37.737	36.932	22.672	19.785	277.9	10	1'58.864 P	37.508	37.615	<u>22.884*</u>	<u>20.857</u>	275.8
6	1'57.496 *	38.795	36.629	22.532	19.540*	275.8	11	9'33.466 *	35.459	36.623	22.707	19.954*	271.6
7	2'00.467 *	40.09*	37.956	22.741	19.672	274.8	12	1'56.200 *	37.621	36.274	<u>22.652*</u>	19.653	272.7
8	1'55.790	37.585	36.157	22.496	19.552	276.9	13	1'55.526	37.360	36.040	22.486	19.640	273.7
9	1'55.210	37.277	36.032	22.444	19.457	279.0	14	1'55.959 *	37.424	<u>36.336*</u>	<u>22.579*</u>	19.620	272.7
10	1'55.062	37.250	36.076	22.276	19.460	279.0	15	1'56.564 P	37.331	36.086	<u>22.522</u>	<u>20.625</u>	272.7
11	2'01.847	37.403	42.443	22.455	19.546	276.9	16	8'01.307 *	38.955	38.346	24.149	24.795*	265.6
12	1'55.356	37.451	36.072	22.455	<u>19.378</u>	276.9	17	1'54.897	37.410	35.694	22.263	19.530	274.8
13	1'55.120	37.332	35.927	22.408	19.453	276.9	18	<u>1'54.675</u>	37.302	<u>35.611</u>	22.263	<u>19.499</u>	272.7
14	2'01.671 P	37.317	36.067	24.266	<u>24.021</u>	276.9	19	2'03.969	41.892	37.175	23.648	21.254	268.6
15	15'56.878 *	39.493	37.327	22.463	19.802*	271.6	20	1'54.605 *	<u>37.182</u>	35.696	<u>22.213*</u>	19.514*	275.8
16	1'55.739	37.688	36.091	22.294	19.666	275.8	21	2'06.629 *	38.444	41.602	25.659	20.924*	259.9
17	1'54.848	37.385	35.791	22.147	19.525	276.9	22	1'55.111	37.513	35.726	22.365	19.507	273.7
18	1'54.748	37.227	35.919	22.153	19.449	274.8	22nd 67 Alberto SURRA Forward Team ITA						
19	1'58.716 *	37.198	39.852	22.146	19.520*	275.8	Runs=3 Total laps=14 Full laps=9 Valid laps=9						
20	<u>1'54.375</u>	<u>37.142</u>	<u>35.738</u>	<u>22.041</u>	19.454	276.9	1	2'18.598	35.826	39.384	23.944	21.218	281.2
21	2'17.229	45.557	46.795	24.371	20.506	248.2	2	2'02.132 P	37.805	<u>37.966*</u>	<u>23.884*</u>	<u>22.477</u>	<u>283.4</u>
20th 4 Sean Dylan KELLY Forward Team USA													
Runs=3 Total laps=22 Full laps=16 Valid laps=15													
1	2'20.985	35.655	39.125	23.782	21.994	279.0	3	7'45.838 P	35.666	38.045	<u>23.575*</u>	20.390	279.0
2	2'01.371 P	38.382	<u>37.420*</u>	<u>23.595*</u>	21.974	282.3	4	1'59.065	37.661	37.653	23.487	20.264	280.1
3	6'06.637 P	34.163	36.639	23.022	19.795	279.0	5	2'02.880	43.092	36.935	22.744	20.109	281.2
4	1'56.773	37.564	36.444	22.967	19.798	280.1	6	1'58.277	38.497	36.679	23.078	20.023	280.1
5	1'56.733	37.610	36.418	22.815	19.890	279.0	7	1'56.590	37.371	36.547	22.979	19.693	280.1
6	1'55.886	37.281	36.026	22.936	19.643	279.0	8	1'56.245	37.321	36.350	22.845	19.729	279.0
7	1'55.556	37.133	36.225	22.619	19.579	279.0	9	1'55.955	37.183	36.221	22.950	19.601	279.0
8	1'55.667	37.326	36.008	22.700	19.633	279.0	10	2'02.028	43.204	36.546	22.695	19.583	280.1
9	1'55.643	37.491	35.883	22.607	19.662	279.0	11	1'58.208 P	37.834	36.102	22.429	<u>21.843</u>	281.2
10	1'55.255	37.200	35.998	22.491	19.566	280.1	12	12'53.611	41.240	37.252	22.578	19.671	275.8
							13	1'55.659	37.400	36.123	22.424	19.712	277.9
							14	<u>1'54.795</u>	<u>37.072</u>	<u>35.768</u>	22.524	<u>19.431</u>	279.0
							unfinished		37.202	35.932	<u>22.326</u>		277.9

Fastest Lap: Somkiat CHANTRA IDEMITSU Honda Tea THA **1'52.596** 36.578 35.120 21.777 19.121

These data/results cannot be reproduced, stored and/or transmitted in whole or in part by any manner of electronic, mechanical, photocopying, recording, broadcasting or otherwise now known or herein after developed without the previous express consent by the copyright owner, except for reproduction in daily press and regular printed publications on sale to the public within 60 days of the event related to those data/results and always provided that copyright symbol appears together as follows below.
© DORNA, 2023

Practice Nr. 1

Moto2

Lap	Lap Time	T1	T2	T3	T4	Speed	Lap	Lap Time	T1	T2	T3	T4	Speed
23rd	54	Fermin ALDEGUER				GT Trevisan SpeedUp SPA	7	1'56.547 *	37.330	36.736	22.912*	19.569	279.0
		Runs=4	Total laps=22	Full laps=15	Valid laps=9		8	1'56.344	37.488	36.374	22.762	19.720	277.9
1	2'11.003	36.133	39.640	23.897	20.195	281.2	9	1'56.116	37.329	36.429	22.686	19.672	279.0
2	2'04.961 P	40.550	38.358*	24.500*	21.553	281.2	10	1'55.572	37.254	36.009	22.705	19.604	279.0
3	4'56.600 P	35.069	37.968	22.949	20.424	279.0	11	2'01.639 P	37.253	36.293	22.628	25.465	279.0
4	1'56.975	38.105	36.638	22.613	19.619	280.1	12	8'44.487 *	37.837	39.468	23.001	20.355*	274.8
5	1'56.277	37.598	36.588	22.393	19.698	279.0	13	1'56.613 *	37.463	36.448	22.796	19.906*	279.0
6	1'56.257	37.759	36.510	22.376	19.612	277.9	14	1'55.623	37.126	36.183	22.521	19.793	280.1
7	1'55.572	37.312	36.096	22.312	19.852	279.0	15	1'54.862	37.113	35.986	22.291	19.472	279.0
8	1'56.333 *	38.446	36.110	22.288	19.489*	276.9	16	1'55.146	37.101	36.203	22.366	19.476	280.1
9	1'54.843	37.317	35.932	22.212	19.382	276.9	17	1'54.886	36.998	35.906	22.382	19.600	280.1
10	1'58.515	37.422	38.756	22.752	19.585	277.9	18	2'02.625 *	41.153	38.986	22.479	20.007*	235.2
11	1'54.600 *	37.169	35.680*	22.382	19.369	277.9	19	1'59.251	37.160	35.914	24.852	21.325	279.0
12	2'03.361 P	37.212	41.166	22.796	22.187	277.9							
13	10'04.828	36.408	37.139	22.508	19.622	274.8	26th	23	Taiga HADA				Pertamina Mandalika JPN
14	1'57.310 *	38.230	36.679*	22.373	20.028	276.9			Runs=4	Total laps=20	Full laps=13	Valid laps=12	
15	1'55.502	37.714	35.871	22.313	19.604	277.9	1	2'19.967	35.240	37.830	23.892	20.660	274.8
16	1'54.975 *	37.188	36.136	22.183	19.468*	279.0	2	2'01.427 P	38.433	37.046*	23.648*	22.300	276.9
17	1'54.837	37.184	36.000	22.192	19.461	276.9	3	6'30.836 P	35.759	37.569	23.931	20.151	272.7
18	2'10.553 P	37.483	46.499	24.273	22.298	275.8	4	1'58.289	37.874	36.945	23.526	19.944	274.8
19	7'16.646	37.472	38.280	22.597	19.867	272.7	5	1'57.251	37.642	36.730	23.154	19.725	273.7
20	1'56.411 *	37.643	36.144	22.209	20.415*	275.8	6	1'57.146	37.479	36.641	23.190	19.836	274.8
21	1'54.805	37.303	35.816	22.206	19.480	279.0	7	1'57.895	38.173	36.805	23.155	19.762	274.8
22	2'02.266 *	37.411	40.085	23.772*	20.998	279.0	8	1'56.816 *	37.513	36.186	22.947	20.170*	274.8
							9	1'56.267	37.518	36.157	22.934	19.658	275.8
24th	11	Sergio GARCIA				Pons Wegow Los40 SPA	10	2'00.492 P	37.770	36.613	23.251	22.858	273.7
		Runs=3	Total laps=17	Full laps=13	Valid laps=10		11	14'13.571 *	35.742	37.185*	23.332	19.778	271.6
1	2'42.004	37.067	39.468	23.835	20.545	273.7	12	1'56.825	37.813	36.338	23.011	19.663	274.8
	unfinished						13	1'56.133	37.445	36.290	22.845	19.553	275.8
2	2'07.913 *	42.23*	40.101	25.223*	20.356	277.9	14	1'59.671 P	37.557	36.437	22.996	22.681	274.8
3	2'02.269	38.430	38.902	23.093	21.844	274.8	15	5'09.071 *	35.015	36.951	22.869	19.684*	270.6
4	1'57.484	38.152	36.728	22.881	19.723	281.2	16	1'58.267	37.312	36.838	23.245	20.872	276.9
5	1'56.732	37.575	36.423	22.746	19.988	281.2	17	1'59.126	37.074	39.953	22.526	19.573	284.5
6	1'56.217	37.247	36.310	22.555	20.105	280.1	18	1'55.034	36.979	35.983	22.430	19.642	279.0
7	2'03.420	42.189	38.318	22.988	19.925	272.7	19	2'00.288	40.916	36.434	23.089	19.849	274.8
8	1'59.517	39.743	36.922	22.419	20.433	276.9	20	1'56.161	37.466	36.296	22.819	19.580	273.7
9	1'55.632 *	37.382	36.407	22.258	19.585*	280.1							
10	1'55.377	37.186	36.311	22.329	19.551	280.1	27th	52	Jeremy ALCOBA				QJMOTOR Gresini M SPA
11	1'54.796 *	37.061	35.927	22.177*	19.631	279.0			Runs=4	Total laps=21	Full laps=14	Valid laps=7	
12	1'57.300 P	37.155	36.166	22.449	21.530	280.1	1	2'48.104	35.841	38.700	23.797	21.181	273.7
13	11'28.833	37.081	36.839	22.737	19.888	275.8	2	2'10.491 P	42.10*	40.988*	23.989*	23.406	274.8
14	1'55.868 *	37.427	36.295*	22.296	19.850*	279.0	3	5'01.815 P	34.336	38.338	23.234*	20.155	276.9
15	1'55.885 *	37.846	36.022	22.246	19.771*	280.1	4	1'58.408 *	39.232	36.888	22.602	19.686*	276.9
16	1'56.459	37.207	35.972	22.253	21.027	281.2	5	2'01.214 *	41.469	37.426	22.676	19.643*	275.8
17	1'54.812	37.137	35.826	22.293	19.556	280.1	6	1'57.470	38.332	36.738	22.609	19.791	276.9
	unfinished	37.138	36.245	22.318	281.2		7	1'59.602	37.670	39.846	22.522	19.564	275.8
							8	1'56.590	37.515	36.770	22.806	19.499	276.9
25th	13	Celestino VIETTI				Fantic Racing ITA	9	1'55.197	37.333	36.037	22.303	19.524	275.8
		Runs=3	Total laps=19	Full laps=15	Valid laps=11		10	2'00.580 *	41.739	36.808	22.395	19.638*	274.8
1	2'42.656	36.687	38.411	23.600	20.555	276.9	11	1'56.281	37.540	36.502	22.345	19.894	276.9
	unfinished						12	2'03.699 P	43.500	36.999	22.360	20.840	270.6
2	2'21.616 *	42.62*	39.177	37.347	22.472	276.9	13	9'33.403 *	35.372	37.125*	22.663	19.903	271.6
3	2'07.278 *	38.856	37.530	24.128*	26.764	277.9	14	1'55.955 *	37.990	36.138*	22.388	19.439	275.8
4	1'58.621	38.138	37.264	23.317	19.902	280.1	15	1'55.390	37.635	35.930	22.370	19.455	276.9
5	2'01.179 *	40.962	37.021	23.387*	19.809	277.9	16	1'55.622 *	37.469	36.223	22.416*	19.514	275.8
6	1'56.418	37.593	36.366	22.808	19.651	279.0	17	1'58.043 P	37.319	37.447	22.422	20.855	276.9

Fastest Lap: Somkiat CHANTRA IDEMITSU Honda Tea THA **1'52.596** 36.578 35.120 21.777 19.121

These data/results cannot be reproduced, stored and/or transmitted in whole or in part by any manner of electronic, mechanical, photocopying, recording, broadcasting or otherwise now known or herein after developed without the previous express consent by the copyright owner, except for reproduction in daily press and regular printed publications on sale to the public within 60 days of the event related to those data/results and always provided that copyright symbol appears together as follows below.
© DORNA, 2023

Practice Nr. 1

Moto2

Lap	Lap Time	T1	T2	T3	T4	Speed	Lap	Lap Time	T1	T2	T3	T4	Speed
18	9'34.762 *	39.781	37.589*	22.644	22.154*	253.5	8	1'57.216	37.833	36.633	23.040	19.710	274.8
19	1'55.063	37.470	35.946	22.134	19.513	277.9	9	2'08.322 P	43.922	38.247	23.616*	22.537	270.6
20	1'55.062 *	37.726	35.690	22.022	19.624*	276.9	10	11'23.339	39.692	38.486	23.236	20.026	271.6
21	1'55.016 *	37.641	35.664	22.232	19.479*	275.8	11	1'57.058	37.676	36.646	22.997	19.739	273.7

28th 72 Borja GOMEZ Fantic Racing SPA
Runs=3 Total laps=22 Full laps=17 Valid laps=14

1	2'43.072	36.691	38.651	23.676	20.246	279.0	12	2'04.519	42.737	39.470	22.612	19.700	272.7
2	2'08.274 P	42.21*	39.083*	23.311*	23.667	248.2	13	1'56.064 *	37.426	36.376*	22.720	19.542	272.7
3	5'04.181 P	34.733	38.204	23.150	19.840	279.0	14	1'56.027 *	37.324	36.256	22.825*	19.622	274.8
4	1'57.768	37.972	36.831	22.844	20.121	280.1	15	2'08.429 P	43.194	38.636	23.936	22.663	259.9
5	1'57.085	37.707	36.683	22.837	19.858	277.9	16	7'28.864 *	41.953	38.465	23.182*	19.968	271.6
6	1'57.099	37.653	36.407	22.822	20.217	277.9	17	1'56.448	37.802	36.246	22.837	19.563	273.7
7	1'56.466	37.601	36.480	22.469	19.916	279.0	18	1'55.916 *	37.635	36.008	22.769	19.504*	272.7
8	1'57.034	37.594	37.016	22.625	19.799	277.9	19	1'55.895	37.497	36.056	22.679	19.663	273.7
9	1'56.044	37.367	36.325	22.673	19.679	277.9	20	2'14.900 *	50.531	38.731	23.670*	21.968	223.6
10	2'03.331 *	39.793	38.330	23.439*	21.769	275.8							
11	1'59.985	37.467	36.970	24.203	21.345	277.9							
12	1'55.758	37.351	36.212	22.521	19.674	279.0							
13	1'55.579	37.219	36.125	22.663	19.572	280.1							
14	2'02.101 P	38.476	37.792	23.820	22.013	275.8							
15	15'08.619 *	40.030	39.005	24.017	22.503*	234.5							
16	1'56.465 *	37.613	36.369	22.735	19.748*	277.9							
17	2'03.854	43.804	37.905	22.387	19.758	280.1							
18	1'55.651	37.295	36.330	22.468	19.558	277.9							
19	1'55.303	37.134	36.184	22.400	19.585	279.0							
20	1'58.631	38.264	38.435	22.262	19.670	276.9							
21	1'55.221	37.110	35.978	22.418	19.715	277.9							
22	1'58.413 *	37.257	35.783	22.521*	22.852	279.0							

29th 75 Albert ARENAS Red Bull KTM Ajo SPA
Runs=4 Total laps=14 Full laps=9 Valid laps=8

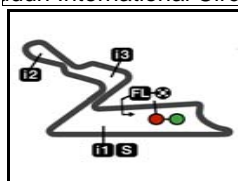
1	3'48.303 P	38.908	40.276	24.177*	25.090	271.6							
2	6'32.578 P	36.235	39.367	24.634	20.638	275.8							
3	2'01.096	38.812	37.870	24.056	20.358	279.0							
4	2'07.140 *	44.590	37.992	23.709	20.849*	277.9							
5	1'59.145	38.074	37.407	23.274	20.390	277.9							
6	1'58.908	38.393	36.931	23.249	20.335	277.9							
7	2'17.176 P	43.117	42.845	26.324	24.890	270.6							
8	12'57.922 P	36.326	40.175	26.068	22.854	269.6							
9	16'04.611	36.087	37.711	23.535	20.161	271.6							
10	2'01.862	41.237	37.253	23.336	20.036	275.8							
11	1'57.185	37.679	36.539	23.024	19.943	275.8							
12	1'56.235	37.432	36.456	22.705	19.642	276.9							
13	1'56.193	37.531	36.447	22.543	19.672	275.8							
14	1'55.864	37.537	36.051	22.464	19.812	274.8							

30th 5 Kohta NOZANE Correos Prepago Yam JPN
Runs=4 Total laps=20 Full laps=13 Valid laps=6

1	2'38.060	37.277	40.996	25.384	21.790	270.6							
2	2'06.925 P	39.222	39.704*	24.458*	23.541	276.9							
3	5'44.402 P	35.820	38.783	24.077	20.506	273.7							
4	2'00.525 *	38.756	37.814	23.935	20.020*	274.8							
5	1'58.874	38.113	37.371	23.237	20.153	275.8							
6	1'59.662 *	37.786	38.670	23.155*	20.051	274.8							
7	1'58.040 *	37.554	36.940	23.347	20.199*	273.7							

Fastest Lap: Somkiat CHANTRA IDEMITSU Honda Tea THA **1'52.596** 36.578 35.120 21.777 19.121

These data/results cannot be reproduced, stored and/or transmitted in whole or in part by any manner of electronic, mechanical, photocopying, recording, broadcasting or otherwise now known or herein after developed without the previous express consent by the copyright owner, except for reproduction in daily press and regular printed publications on sale to the public within 60 days of the event related to those data/results and always provided that copyright symbol appears together as follows below.
© DORNA, 2023



5010 m.

IndianOil GRAND PRIX OF INDIA

Practice Nr. 1

Best Partial Times

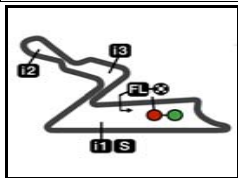
Moto2™

IT Ideal Lap Time, sum of the best partial times

BT Best Lap Time

T1		T2		T3		T4				IT		BT	
Pos	Rider	Time	Rider	Time	Rider	Time	Rider	Time	Pos	Rider	IT	BT	
1	S.CHANTRA	36.578	S.CHANTRA	35.120	S.CHANTRA	21.724	S.CHANTRA	19.121	1	S.CHANTRA	1'52.543	1'52.596	(1)
2	P.ACOSTA	36.659	P.ACOSTA	35.123	J.DIXON	21.841	P.ACOSTA	19.198	2	P.ACOSTA	1'52.855	1'52.878	(2)
3	J.DIXON	36.751	F.SALAC	35.294	A.CANET	21.851	M.GONZALEZ	19.253	3	J.DIXON	1'53.378	1'53.557	(4)
4	D.FOGGIA	36.769	A.OGURA	35.315	P.ACOSTA	21.875	J.ROBERTS	19.274	4	A.OGURA	1'53.416	1'53.495	(3)
5	A.OGURA	36.785	J.ROBERTS	35.341	L.TULOVIC	21.888	A.OGURA	19.325	5	J.ROBERTS	1'53.435	1'53.808	(8)
6	T.ARBOLINO	36.799	T.ARBOLINO	35.372	F.SALAC	21.967	S.LOWES	19.336	6	D.FOGGIA	1'53.510	1'53.838	(9)
7	J.ROBERTS	36.809	D.FOGGIA	35.382	S.LOWES	21.973	J.DIXON	19.336	7	F.SALAC	1'53.546	1'53.660	(5)
8	I.GUEVARA	36.831	L.TULOVIC	35.450	A.OGURA	21.991	A.LOPEZ	19.344	8	T.ARBOLINO	1'53.583	1'53.756	(6)
9	D.BINDER	36.847	J.DIXON	35.450	A.LOPEZ	21.992	F.SALAC	19.348	9	M.GONZALEZ	1'53.667	1'53.796	(7)
10	M.GONZALEZ	36.851	M.RAMIREZ	35.459	D.FOGGIA	22.010	D.FOGGIA	19.349	10	L.TULOVIC	1'53.740	1'53.940	(11)
11	S.KELLY	36.866	S.LOWES	35.504	T.ARBOLINO	22.011	Z.VD GOORBER	19.351	11	S.LOWES	1'53.776	1'53.838	(10)
12	A.LOPEZ	36.931	M.GONZALEZ	35.540	J.ROBERTS	22.011	R.SKINNER	19.365	12	A.LOPEZ	1'53.923	1'54.124	(14)
13	F.SALAC	36.937	R.SKINNER	35.570	J.ALCOBA	22.022	F.ALDEGUER	19.369	13	M.RAMIREZ	1'53.938	1'53.992	(12)
14	S.LOWES	36.963	I.GUEVARA	35.610	M.GONZALEZ	22.023	B.BENDSNEYDE	19.378	14	I.GUEVARA	1'53.980	1'54.107	(13)
15	T.HADA	36.979	B.BALTUS	35.611	B.BENDSNEYDE	22.041	M.RAMIREZ	19.379	15	D.BINDER	1'54.054	1'54.164	(16)
16	A.CANET	36.979	D.BINDER	35.633	R.SKINNER	22.071	L.TULOVIC	19.383	16	A.CANET	1'54.108	1'54.241	(17)
17	Z.VD GOORBER	36.984	A.LOPEZ	35.656	M.RAMIREZ	22.073	T.ARBOLINO	19.401	17	Z.VD GOORBE	1'54.138	1'54.138	(15)
18	C.VIETTI	36.998	J.ALCOBA	35.664	I.GUEVARA	22.115	I.GUEVARA	19.424	18	R.SKINNER	1'54.142	1'54.278	(18)
19	L.TULOVIC	37.019	Z.VD GOORBER	35.670	D.BINDER	22.119	A.SURRA	19.431	19	B.BENDSNEY	1'54.299	1'54.375	(19)
20	M.RAMIREZ	37.027	A.CANET	35.715	Z.VD GOORBER	22.133	J.ALCOBA	19.439	20	J.ALCOBA	1'54.444	1'55.063	(27)
21	S.GARCIA	37.061	B.BENDSNEYDE	35.738	F.ALDEGUER	22.183	D.BINDER	19.455	21	S.KELLY	1'54.467	1'54.662	(20)
22	A.SURRA	37.072	S.KELLY	35.751	B.BALTUS	22.222	C.VIETTI	19.472	22	B.BALTUS	1'54.514	1'54.675	(21)
23	B.GOMEZ	37.110	A.SURRA	35.768	S.GARCIA	22.246	B.BALTUS	19.499	23	F.ALDEGUER	1'54.537	1'54.805	(23)
24	R.SKINNER	37.136	B.GOMEZ	35.783	B.GOMEZ	22.262	S.KELLY	19.506	24	A.SURRA	1'54.597	1'54.795	(22)

These data/results cannot be reproduced, stored and/or transmitted in whole or in part by any manner of electronic, mechanical, photocopying, recording, broadcasting or otherwise now known or herein after developed without the previous express consent by the copyright owner, except for reproduction in daily press and regular printed publications on sale to the public within 60 days of the event related to those data/results and always provided that copyright symbol appears together as follows below.
© DORNA, 2023



5010 m.

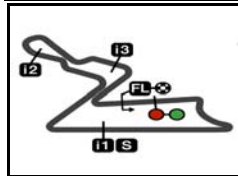
IndianOil GRAND PRIX OF INDIA**Practice Nr. 1****Best Partial Times****Moto2™***IT* Ideal Lap Time, sum of the best partial times*BT* Best Lap Time

T1			T2			T3			T4				
<i>Pos</i>	<i>Rider</i>	<i>Time</i>	<i>Rider</i>	<i>Time</i>	<i>Rider</i>	<i>Time</i>	<i>Rider</i>	<i>Time</i>	<i>Pos</i>	<i>Rider</i>	<i>IT</i>	<i>BT</i>	
25	B.BENDSNEYDE	37.142	F.ALDEGUER	35.816	C.VIETTI	22.291	K.NOZANE	19.542	25	C.VIETTI	1'54.667	1'54.862 (25)	
26	F.ALDEGUER	37.169	S.GARCIA	35.826	A.SURRA	22.326	S.GARCIA	19.551	26	S.GARCIA	1'54.684	1'54.812 (24)	
27	B.BALTUS	37.182	C.VIETTI	35.906	S.KELLY	22.344	T.HADA	19.553	27	B.GOMEZ	1'54.713	1'55.221 (28)	
28	J.ALCOBA	37.319	T.HADA	35.983	T.HADA	22.430	B.GOMEZ	19.558	28	T.HADA	1'54.945	1'55.034 (26)	
29	K.NOZANE	37.324	K.NOZANE	36.008	A.ARENAS	22.464	A.CANET	19.563	29	K.NOZANE	1'55.486	1'55.895 (30)	
30	A.ARENAS	37.432	A.ARENAS	36.051	K.NOZANE	22.612	A.ARENAS	19.642	30	A.ARENAS	1'55.589	1'55.864 (29)	

These data/results cannot be reproduced, stored and/or transmitted in whole or in part by any manner of electronic, mechanical, photocopying, recording, broadcasting or otherwise now known or herein after developed without the previous express consent by the copyright owner, except for reproduction in daily press and regular printed publications on sale to the public within 60 days of the event related to those data/results and always provided that copyright symbol appears together as follows below.
© DORNA, 2023

Official MotoGP Timing by **TISSOT**
www.motogp.com






5010 m.

IndianOil GRAND PRIX OF INDIA

Practice Nr. 1

Fastest Laps Sequence

Practice Time	 Rider	Nation	Motorcycle	Time	Km/h	Rider's Lap
11'02.668	79 Ai OGURA	JPN	KALEX	1'56.134	155.3	4
12'57.812	79 Ai OGURA	JPN	KALEX	1'55.144	156.6	5
15'18.763	12 Filip SALAC	CZE	KALEX	1'54.647	157.3	6
17'30.495	35 Somkiat CHANTRA	THA	KALEX	1'53.906	158.3	6
27'05.320	35 Somkiat CHANTRA	THA	KALEX	1'53.813	158.4	11
28'59.101	35 Somkiat CHANTRA	THA	KALEX	1'53.781	158.5	12
32'58.099	14 Tony ARBOLINO	ITA	KALEX	1'53.756	158.5	15
43'25.490	37 Pedro ACOSTA	SPA	KALEX	1'53.642	158.7	16
50'29.556	79 Ai OGURA	JPN	KALEX	1'53.614	158.7	17
54'21.697	96 Jake DIXON	GBR	KALEX	1'53.557	158.8	19
56'11.669	79 Ai OGURA	JPN	KALEX	1'53.495	158.9	20
56'29.433	37 Pedro ACOSTA	SPA	KALEX	1'53.140	159.4	20
57'49.822	35 Somkiat CHANTRA	THA	KALEX	1'53.080	159.4	19
58'22.511	37 Pedro ACOSTA	SPA	KALEX	1'53.078	159.5	21
59'42.418	35 Somkiat CHANTRA	THA	KALEX	1'52.596	160.1	20

These data/results cannot be reproduced, stored and/or transmitted in whole or in part by any manner of electronic, mechanical, photocopying, recording, broadcasting or otherwise now known or herein after developed without the previous express consent by the copyright owner, except for reproduction in daily press and regular printed publications on sale to the public within 60 days of the event related to those data/results and always provided that copyright symbol appears together as follows below.

© DORNA, 2023

Official MotoGP Timing by TISSOT
www.motogp.com

Greater Noida, Friday, September 22, 2023

