

4801 m.

MOTUL GRAND PRIX OF JAPAN

Free Practice Nr. 2

Classification

10

	Rider	Nation	Team	Motorcycle	Time	Lap Total	Gap	Top Speed
1	72 <b>Marco BEZZECCHI</b>	ITA	Mooney VR46 Racing Team	DUCATI	<b>1'44.622</b>	11 14		<b>315.7</b>
2	1 <b>Francesco BAGNAIA</b>	ITA	Ducati Lenovo Team	DUCATI	<b>1'44.989</b>	10 14	0.367 0.367	<b>315.7</b>
3	43 <b>Jack MILLER</b>	AUS	Red Bull KTM Factory Racing	KTM	<b>1'45.007</b>	10 12	0.385 0.018	<b>314.8</b>
4	49 <b>Fabio DI GIANNANTONIO</b>	ITA	Gresini Racing MotoGP	DUCATI	<b>1'45.021</b>	10 10	0.399 0.014	<b>307.6</b>
5	33 <b>Brad BINDER</b>	RSA	Red Bull KTM Factory Racing	KTM	<b>1'45.058</b>	6 10	0.436 0.037	<b>312.1</b>
6	93 <b>Marc MARQUEZ</b>	SPA	Repsol Honda Team	HONDA	<b>1'45.089</b>	5 10	0.467 0.031	<b>314.8</b>
7	89 <b>Jorge MARTIN</b>	SPA	Prima Pramac Racing	DUCATI	<b>1'45.148</b>	8 15	0.526 0.059	<b>312.1</b>
8	41 <b>Aleix ESPARGARO</b>	SPA	Aprilia Racing	APRILIA	<b>1'45.160</b>	9 13	0.538 0.012	<b>311.2</b>
9	25 <b>Raul FERNANDEZ</b>	SPA	CryptoDATA RNF MotoGP Team	APRILIA	<b>1'45.185</b>	10 10	0.563 0.025	<b>309.4</b>
10	12 <b>Maverick VIÑALES</b>	SPA	Aprilia Racing	APRILIA	<b>1'45.186</b>	8 13	0.564 0.001	<b>313.0</b>
11	88 <b>Miguel OLIVEIRA</b>	POR	CryptoDATA RNF MotoGP Team	APRILIA	<b>1'45.202</b>	5 13	0.580 0.016	<b>311.2</b>
12	21 <b>Franco MORBIDELLI</b>	ITA	Monster Energy Yamaha MotoGP	YAMAHA	<b>1'45.245</b>	11 13	0.623 0.043	<b>313.0</b>
13	37 <b>Augusto FERNANDEZ</b>	SPA	GASGAS Factory Racing Tech3	KTM	<b>1'45.318</b>	8 11	0.696 0.073	<b>306.8</b>
14	20 <b>Fabio QUARTARARO</b>	FRA	Monster Energy Yamaha MotoGP	YAMAHA	<b>1'45.335</b>	3 8	0.713 0.017	<b>310.3</b>
15	5 <b>Johann ZARCO</b>	FRA	Prima Pramac Racing	DUCATI	<b>1'45.343</b>	9 11	0.721 0.008	<b>313.0</b>
16	44 <b>Po ESPARGARO</b>	SPA	GASGAS Factory Racing Tech3	KTM	<b>1'45.537</b>	6 10	0.915 0.194	<b>311.2</b>
17	36 <b>Joan MIR</b>	SPA	Repsol Honda Team	HONDA	<b>1'45.862</b>	4 11	1.240 0.325	<b>313.9</b>
18	30 <b>Takaaki NAKAGAMI</b>	JPN	LCR Honda IDEMITSU	HONDA	<b>1'46.009</b>	5 13	1.387 0.147	<b>309.4</b>
19	6 <b>Stefan BRADL</b>	GER	LCR Honda CASTROL	HONDA	<b>1'46.287</b>	6 12	1.665 0.278	<b>311.2</b>
20	35 <b>Cal CRUTCHLOW</b>	GBR	Yamalube RS4GP Racing Team	YAMAHA	<b>1'46.490</b>	6 12	1.868 0.203	<b>311.2</b>
21	51 <b>Michele PIRRO</b>	ITA	Ducati Lenovo Team	DUCATI	<b>1'46.617</b>	9 10	1.995 0.127	<b>308.5</b>

Practice condition: Dry

Air: 25°

Humidity: 88%

Ground: 36°

<b>Fastest Lap:</b>	Lap: 11	<b>Marco BEZZECCHI</b>	<b>1'44.622</b>	165.2 Km/h
<b>Best Race Lap:</b>	2022	<b>Jack MILLER</b>	<b>1'45.198</b>	164.2 Km/h
<b>All Time Lap Record:</b>	2023	<b>Brad BINDER</b>	<b>1'43.489</b>	167.0 Km/h

The results are provisional until the end of the limit for protest and appeals.

Time limit for protest expires 60' after publication of the results - ..... Time: .....

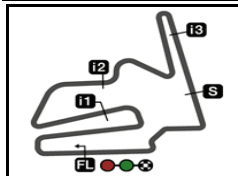
These data/results cannot be reproduced, stored and/or transmitted in whole or in part by any manner of electronic, mechanical, photocopying, recording, broadcasting or otherwise now known or herein after developed without the previous express consent by the copyright owner, except for reproduction in daily press and regular printed publications on sale to the public within 60 days of the event related to those data/results and always provided that copyright symbol appears together as follows below.

© DORNA, 2023

Official MotoGP Timing by TISSOT  
www.motogp.com



Motegi, Saturday, September 30, 2023



4801 m.

**MOTUL GRAND PRIX OF JAPAN**

**Free Practice Nr. 2**

**Top Speed & Average**

**12**



<i>Rider</i>	<i>Nation</i>	<i>Motorcycle</i>	<i>Top 5 speeds</i>					<i>Average</i>	<i>Top</i>
1 <b>Francesco BAGNAIA</b>	<b>ITA</b>	DUCATI	315.7	313.9	313.9	313.9	313.9	314.2	<b>315.7</b>
72 <b>Marco BEZZECCHI</b>	<b>ITA</b>	DUCATI	315.7	314.8	313.9	313.9	313.9	314.4	<b>315.7</b>
43 <b>Jack MILLER</b>	<b>AUS</b>	KTM	314.8	312.1	311.2	311.2	311.2	312.0	<b>314.8</b>
93 <b>Marc MARQUEZ</b>	<b>SPA</b>	HONDA	314.8	313.0	311.2	309.4	309.4	311.6	<b>314.8</b>
36 <b>Joan MIR</b>	<b>SPA</b>	HONDA	313.9	312.1	311.2	309.4	308.5	311.0	<b>313.9</b>
5 <b>Johann ZARCO</b>	<b>FRA</b>	DUCATI	313.0	312.1	311.2	311.2	310.3	311.4	<b>313.0</b>
12 <b>Maverick VIÑALES</b>	<b>SPA</b>	APRILIA	313.0	313.0	313.0	313.0	313.0	313.0	<b>313.0</b>
21 <b>Franco MORBIDELLI</b>	<b>ITA</b>	YAMAHA	313.0	312.1	311.2	309.4	309.4	311.0	<b>313.0</b>
33 <b>Brad BINDER</b>	<b>RSA</b>	KTM	312.1	311.2	311.2	310.3	310.3	310.9	<b>312.1</b>
89 <b>Jorge MARTIN</b>	<b>SPA</b>	DUCATI	312.1	311.2	311.2	311.2	310.3	310.9	<b>312.1</b>
6 <b>Stefan BRADL</b>	<b>GER</b>	HONDA	311.2	311.2	311.2	310.3	309.4	310.3	<b>311.2</b>
35 <b>Cal CRUTCHLOW</b>	<b>GBR</b>	YAMAHA	311.2	311.2	310.3	309.4	309.4	310.3	<b>311.2</b>
41 <b>Aleix ESPARGARO</b>	<b>SPA</b>	APRILIA	311.2	310.3	310.3	310.3	310.3	310.5	<b>311.2</b>
44 <b>Pol ESPARGARO</b>	<b>SPA</b>	KTM	311.2	311.2	310.3	309.4	308.5	309.7	<b>311.2</b>
88 <b>Miguel OLIVEIRA</b>	<b>POR</b>	APRILIA	311.2	311.2	310.3	310.3	310.3	310.7	<b>311.2</b>
20 <b>Fabio QUARTARARO</b>	<b>FRA</b>	YAMAHA	310.3	309.4	309.4	309.4	308.5	309.1	<b>310.3</b>
25 <b>Raul FERNANDEZ</b>	<b>SPA</b>	APRILIA	309.4	308.5	307.6	307.6	307.6	308.1	<b>309.4</b>
30 <b>Takaaki NAKAGAMI</b>	<b>JPN</b>	HONDA	309.4	306.8	305.9	305.9	305.9	306.6	<b>309.4</b>
51 <b>Michele PIRRO</b>	<b>ITA</b>	DUCATI	308.5	307.6	307.6	306.8	306.8	307.4	<b>308.5</b>
49 <b>Fabio DI GIANNANTONIO</b>	<b>ITA</b>	DUCATI	307.6	307.6	306.8	306.8	305.9	306.8	<b>307.6</b>
37 <b>Augusto FERNANDEZ</b>	<b>SPA</b>	KTM	306.8	306.8	305.9	305.9	305.9	306.3	<b>306.8</b>

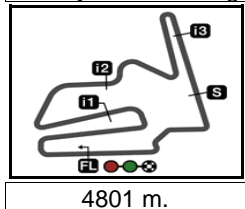
These data/results cannot be reproduced, stored and/or transmitted in whole or in part by any manner of electronic, mechanical, photocopying, recording, broadcasting or otherwise now known or herein after developed without the previous express consent by the copyright owner, except for reproduction in daily press and regular printed publications on sale to the public within 60 days of the event related to those data/results and always provided that copyright symbol appears together as follows below.

© DORNA, 2023

Official MotoGP Timing by **TISSOT**  
www.motogp.com



**Motegi, Saturday, September 30, 2023**



MOTUL GRAND PRIX OF JAPAN

Free Practice Nr. 2

Chronological Analysis of Performances

13

\* Lap / Sector time cancelled      T1 Time from finish line to 1st intermediate      T3 Time from 2nd intermed. to 3rd intermed.  
 P Crossing the finish line in pit lane      T2 Time from 1st intermed. to 2nd intermed.      T4 Time from 3rd intermediate to finish line  
 \*\*Tyre data subject to further updates

Lap	Lap Time	T1	T2	T3	T4	Speed	Lap	Lap Time	T1	T2	T3	T4	Speed		
<b>1st</b>	<b>72</b>	<b>Marco BEZZECCHI</b> DUCATI ITA						<b>3rd</b>	<b>43</b>	<b>Jack MILLER</b> KTM AUS					
		Mooney VR46 Racing Team								Red Bull KTM Factory Racing					
		Runs=2 Total laps=14 Full laps=11 Valid laps=10								Runs=2 Total laps=12 Full laps=9 Valid laps=9					
Run #	1	Front Tyre	Slick-Hard	Rear Tyre	Slick-Soft		Run #	1	Front Tyre	Slick-Hard	Rear Tyre	Slick-Soft			
		8 Laps at start			4 Laps at start				9 Laps at start			4 Laps at start			
1	2'22.395	32.794	22.031	30.687	29.344	313.0	1	2'27.480	33.842	22.207	30.901	29.455	310.3		
2	<b>1'47.155</b>	27.985	20.802	29.624	28.744	313.0	2	<b>1'51.939</b>	27.737	23.902	31.159	29.141	309.4		
3	1'46.416 *	27.249	20.594	29.361*	29.212	314.8	3	<b>1'45.812</b>	27.347	20.714	29.276	28.475	314.8		
4	<b>1'45.048</b>	27.083	20.412	29.092	28.461	313.0	4	<b>1'46.428</b>	27.309	21.324	29.270	28.525	311.2		
5	<b>1'45.213</b>	27.103	20.436	29.228	28.446	315.7	5	<b>1'45.633</b>	27.148	20.623	29.206	28.656	311.2		
6	<b>1'45.472</b>	27.029	20.458	29.422	28.563	312.1	6	<b>1'45.479</b>	27.262	20.549	29.227	28.441	310.3		
7	<b>1'45.770</b>	27.243	20.530	29.357	28.640	313.9	7	1'51.096 P	31.270	24.788	31.512	23.526	301.6		
8	1'39.104 P	27.174	20.503	29.260	22.167	313.9									
Run #	2	Front Tyre	Slick-Hard	Rear Tyre	Slick-Soft		Run #	2	Front Tyre	Slick-Soft	Rear Tyre	Slick-Soft			
		16 Laps at start			4 Laps at start				New Tyre		11 Laps at start				
9	1'55.076	34.435	21.994	29.764	28.883	313.0	8	1'52.723	32.134	21.172	29.736	29.681	311.2		
10	<b>1'44.819</b>	27.057	20.426	29.044	28.292	313.9	9	<b>1'45.550</b>	27.200	20.618	29.317	28.415	311.2		
11	<b>1'44.622</b>	26.962	20.283	28.961	28.416	313.0	10	<b>1'45.007</b>	26.988	20.468	29.203	28.348	309.4		
12	<b>1'44.884</b>	26.949	20.414	29.191	28.330	312.1	11	<b>1'55.559</b>	30.154	22.673	33.087	29.645	307.6		
13	<b>1'45.624</b>	27.160	20.690	29.195	28.579	313.9	12	<b>1'45.175</b>	27.202	20.549	29.124	28.300	312.1		
14	<b>1'45.049</b>	27.043	20.365	29.205	28.436	313.0									
<b>2nd</b>	<b>1</b>	<b>Francesco BAGNAIA</b> DUCATI ITA						<b>4th</b>	<b>49</b>	<b>Fabio DI GIANNANTONI</b> DUCATI ITA					
		Ducati Lenovo Team								Gresini Racing MotoGP					
		Runs=2 Total laps=14 Full laps=11 Valid laps=11								Runs=2 Total laps=10 Full laps=7 Valid laps=7					
Run #	1	Front Tyre	Slick-Hard	Rear Tyre	Slick-Soft		Run #	1	Front Tyre	Slick-Hard	Rear Tyre	Slick-Soft			
		7 Laps at start			4 Laps at start				9 Laps at start			3 Laps at start			
1	2'38.609	36.211	22.058	30.420	29.036	310.3	1	3'01.494	33.462	21.810	30.100	29.158	303.3		
2	<b>1'46.567</b>	27.697	20.721	29.513	28.636	313.9	2	<b>1'46.703</b>	27.729	20.746	29.529	28.699	305.0		
3	<b>1'47.189</b>	27.498	20.378	29.431	29.882	313.0	3	<b>1'45.792</b>	27.336	20.614	29.241	28.601	305.9		
4	<b>1'45.108</b>	27.178	20.415	29.098	28.417	313.9	4	<b>1'45.358</b>	27.167	20.575	29.154	28.462	307.6		
5	<b>1'45.787</b>	27.219	20.439	29.355	28.774	315.7	5	<b>1'45.114</b>	27.164	20.459	29.074	28.417	307.6		
6	1'48.093 P	28.752	24.836	31.982	22.523	311.2	6	1'44.173 P	27.078	21.943	31.599	23.553	300.8		
Run #	2	Front Tyre	Slick-Hard	Rear Tyre	Slick-Soft		Run #	2	Front Tyre	Slick-Hard	Rear Tyre	Slick-Soft			
		13 Laps at start			10 Laps at start				7 Laps at start			4 Laps at start			
7	1'51.589	32.123	21.003	29.689	28.774	313.0	7	1'53.075	33.179	21.371	29.781	28.744	303.3		
8	<b>1'45.481</b>	27.228	20.422	29.192	28.639	312.1	8	<b>1'45.599</b>	27.385	20.701	29.113	28.400	306.8		
9	<b>1'45.091</b>	27.253	20.270	29.164	28.404	312.1	9	<b>1'45.276</b>	27.094	20.417	29.250	28.515	306.8		
10	<b>1'44.989</b>	27.119	20.309	29.132	28.429	313.9	10	<b>1'45.021</b>	27.072	20.473	29.109	28.367	305.9		
11	<b>1'45.200</b>	27.137	20.424	29.208	28.431	313.0									
12	<b>1'49.646</b>	29.182	21.535	30.282	28.647	312.1									
13	<b>1'45.401</b>	27.313	20.419	29.239	28.430	313.9									
14	<b>1'45.409</b>	27.193	20.397	29.251	28.568	313.9									
<b>5th</b>	<b>33</b>	<b>Brad BINDER</b> KTM RSA													
		Red Bull KTM Factory Racing													
		Runs=4 Total laps=10 Full laps=4 Valid laps=3													
Run #	1	Front Tyre	Slick-Hard	Rear Tyre	Slick-Soft		Run #	1	Front Tyre	Slick-Hard	Rear Tyre	Slick-Soft			
		7 Laps at start			4 Laps at start				7 Laps at start			4 Laps at start			
1	2'17.607	32.951	21.963	30.507	29.208	305.0	1	2'17.607	32.951	21.963	30.507	29.208	305.0		
2	<b>1'47.017</b>	27.674	20.859	29.568	28.916	306.8	2	<b>1'47.017</b>	27.674	20.859	29.568	28.916	306.8		

**Fastest Lap:** Marco BEZZECCHI Mooney VR46 Racing ITA **1'44.622** 26.962 20.283 28.961 28.416

These data/results cannot be reproduced, stored and/or transmitted in whole or in part by any manner of electronic, mechanical, photocopying, recording, broadcasting or otherwise now known or herein after developed without the previous express consent by the copyright owner, except for reproduction in daily press and regular printed publications on sale to the public within 60 days of the event related to those data/results and always provided that copyright symbol appears together as follows below.  
 © DORNA, 2023



# Free Practice Nr. 2

MotoGP

Lap	Lap Time	T1	T2	T3	T4	Speed	Lap	Lap Time	T1	T2	T3	T4	Speed
3	1'41.308	P	27.438*	20.727	29.732	23.411	300.8						
<b>Run #</b> 2	<b>Front Tyre</b> Slick-Hard			<b>Rear Tyre</b> Slick-Soft									
10 Laps at start				7 Laps at start									
4	1'52.845		33.859	20.948	29.489	28.549	311.2						
5	1'45.428	*	27.293	20.377	29.233	28.525*	312.1						
6	1'45.058		27.175	20.317	29.152	28.414	310.3						
7	1'45.368		27.157	20.447	29.222	28.542	310.3						
8	1'43.397	P	29.986	20.676	29.531	23.204	311.2						
<b>Run #</b> 3	<b>Front Tyre</b> Slick-Hard			<b>Rear Tyre</b> Slick-Soft									
15 Laps at start				12 Laps at start									
9	2'15.065	P	46.030	30.542	34.045	24.448	292.6						
<b>Run #</b> 4	<b>Front Tyre</b> Slick-Hard			<b>Rear Tyre</b> Slick-Soft									
16 Laps at start				13 Laps at start									
10	1'55.139		33.249	22.380	30.420	29.090	310.3						
<b>6th</b>	<b>93</b>	<b>Marc MARQUEZ</b>		HONDA		SPA							
		Repsol Honda Team											
		Runs=2		Total laps=10		Full laps=7		Valid laps=7					
<b>Run #</b> 1	<b>Front Tyre</b> Slick-Hard			<b>Rear Tyre</b> Slick-Soft									
6 Laps at start				3 Laps at start									
1	2'29.081		35.854	22.004	30.396	29.270	309.4						
2	1'47.572		27.667	21.488	29.666	28.751	309.4						
3	1'50.915		27.315	20.580	29.370	33.650	311.2						
4	1'45.329		27.186	20.596	29.189	28.358	313.0						
5	1'45.089		27.121	20.449	29.207	28.312	314.8						
6	1'46.514	P	29.070	23.022	31.765	22.657	297.5						
<b>Run #</b> 2	<b>Front Tyre</b> Slick-Hard			<b>Rear Tyre</b> Slick-Soft									
12 Laps at start				9 Laps at start									
7	1'55.696		34.520	21.673	30.328	29.175	305.9						
8	1'47.467		27.611	20.876	29.968	29.012	308.5						
9	1'46.377		27.353	20.826	29.455	28.743	308.5						
10	1'45.620		27.254	20.622	29.279	28.465	307.6						
	PIT		29.996	21.666	30.367	22.870	306.8						
<b>7th</b>	<b>89</b>	<b>Jorge MARTIN</b>		DUCATI		SPA							
		Prima Pramac Racing											
		Runs=2		Total laps=15		Full laps=12		Valid laps=8					
<b>Run #</b> 1	<b>Front Tyre</b> Slick-Hard			<b>Rear Tyre</b> Slick-Soft									
8 Laps at start				4 Laps at start									
1	2'15.141		32.050	21.742	30.167	29.056	310.3						
2	1'46.271		27.513	20.842	29.334	28.582	310.3						
3	1'45.550		27.223	20.618	29.163	28.546	309.4						
4	1'46.540	*	27.292	21.112	29.441*	28.695	306.8						
5	1'45.373		27.213	20.599	29.110	28.451	308.5						
6	1'45.346		27.222	20.513	29.173	28.438	305.0						
7	1'50.227		29.621	20.596	31.250	28.760	310.3						
8	1'45.148		27.184	20.282	29.277	28.405	312.1						
9	1'43.634	P	27.428*	21.896	30.370	23.940	301.6						
<b>Run #</b> 2	<b>Front Tyre</b> Slick-Hard			<b>Rear Tyre</b> Slick-Soft									
17 Laps at start				13 Laps at start									
10	1'55.469		33.991	21.560	30.669	29.249	309.4						
11	1'46.139	*	27.530*	20.623	29.290	28.696	311.2						
12	1'45.736	*	27.375*	20.562	29.285	28.514	310.3						
13	1'45.551		27.161	20.559	29.258	28.573	311.2						
14	1'50.200		27.330	21.689	31.408	29.773	309.4						
15	1'46.533	*	27.336*	20.602	29.387	29.208	311.2						
<b>8th</b>	<b>41</b>	<b>Alex ESPARGARO</b>		APRILIA		SPA							
		Aprilia Racing											
		Runs=3		Total laps=13		Full laps=8		Valid laps=8					
<b>Run #</b> 1	<b>Front Tyre</b> Slick-Hard			<b>Rear Tyre</b> Slick-Soft									
8 Laps at start				4 Laps at start									
1	2'05.559		33.308	22.008	30.583	29.387	306.8						
2	1'47.792		28.114	20.936	29.949	28.793	308.5						
3	1'42.341	P	27.725	20.804	30.112	23.700	279.7						
<b>Run #</b> 2	<b>Front Tyre</b> Slick-Hard			<b>Rear Tyre</b> Slick-Soft									
11 Laps at start				7 Laps at start									
4	1'55.348		32.253	21.460	32.581	29.054	306.8						
5	1'46.318		27.510	20.596	29.295	28.917	310.3						
6	1'45.923		27.233	20.586	29.440	28.664	311.2						
7	1'45.561		27.278	20.464	29.290	28.529	309.4						
8	1'45.431		27.145	20.371	29.211	28.704	309.4						
9	1'45.160		27.155	20.391	29.150	28.464	310.3						
10	1'45.627		27.128	20.541	29.210	28.748	310.3						
11	1'48.738	P	32.581	22.361	30.132	23.664	304.2						
<b>Run #</b> 3	<b>Front Tyre</b> Slick-Hard			<b>Rear Tyre</b> Slick-Medium									
19 Laps at start				5 Laps at start									
12	1'52.625		32.415	21.429	29.873	28.908	308.5						
13	1'46.427		27.571	20.690	29.313	28.853	310.3						
<b>9th</b>	<b>25</b>	<b>Raul FERNANDEZ</b>		APRILIA		SPA							
		CryptoDATA RNF MotoGP Team											
		Runs=2		Total laps=10		Full laps=7		Valid laps=7					
<b>Run #</b> 1	<b>Front Tyre</b> Slick-Hard			<b>Rear Tyre</b> Slick-Soft									
12 Laps at start				5 Laps at start									
1	2'44.541		33.805	21.498	30.057	29.087	305.0						
2	1'46.237		27.496	20.583	29.437	28.721	307.6						
3	1'45.722		27.222	20.556	29.242	28.702	306.8						
4	1'45.887		27.241	20.475	29.443	28.728	306.8						
5	1'45.704		27.081	20.467	29.560	28.596	307.6						
6	1'45.763		27.272	20.670	29.190	28.631	309.4						
7	1'43.772	P	29.695	20.989	29.618	23.470	306.8						
<b>Run #</b> 2	<b>Front Tyre</b> Slick-Hard			<b>Rear Tyre</b> Slick-Soft									
5 Laps at start				4 Laps at start									
8	1'54.486		34.754	21.115	29.524	29.093	307.6						
9	1'45.735		27.268	20.386	29.345	28.736	307.6						
10	1'45.185		27.081	20.438	29.116	28.550	308.5						
	PIT		28.389	20.829	29.894	22.990	305.9						
<b>10th</b>	<b>12</b>	<b>Maverick VIÑALES</b>		APRILIA		SPA							
		Aprilia Racing											
		Runs=2		Total laps=13		Full laps=10		Valid laps=8					
<b>Run #</b> 1	<b>Front Tyre</b> Slick-Hard			<b>Rear Tyre</b> Slick-Soft									
7 Laps at start				4 Laps at start									
1	2'32.058		32.739	21.676	30.311	29.046	311.2						
2	1'47.813		27.860	21.507	29.743	28.703	313.0						
3	1'46.472		27.733	20.498	29.663	28.578	313.0						
4	1'45.945		27.389	20.651	29.361	28.544	313.0						
5	1'45.461		27.274	20.519	29.278	28.390	313.0						
6	1'39.769	P	27.286	20.907	29.466	22.110	310.3						

**Fastest Lap:** Marco BEZZECCHI Mooney VR46 Racing ITA 1'44.622 26.962 20.283 28.961 28.416

These data/results cannot be reproduced, stored and/or transmitted in whole or in part by any manner of electronic, mechanical, photocopying, recording, broadcasting or otherwise now known or herein after developed without the previous express consent by the copyright owner, except for reproduction in daily press and regular printed publications on sale to the public within 60 days of the event related to those data/results and always provided that copyright symbol appears together as follows below.  
© DORNA, 2023

Official MotoGP Timing by TISSOT  
www.motogp.com

Motegi, Saturday, September 30, 2023

Page 2 of 5



# Free Practice Nr. 2

# MotoGP

Lap	Lap Time	T1	T2	T3	T4	Speed	Lap	Lap Time	T1	T2	T3	T4	Speed				
Run # 2	Front Tyre	Slick-Hard	Rear Tyre	Slick-Soft				Run # 1	Front Tyre	Slick-Hard	Rear Tyre	Slick-Soft					
13 Laps at start						3 Laps at start			8 Laps at start						5 Laps at start		
7	1'49.765	30.803	20.764	29.511	28.687	309.4	1	2'17.930	34.038	22.667	30.841	31.851	225.0				
8	<b>1'45.186</b>	27.240	20.484	<b>29.123</b>	28.339	311.2	2	<b>1'47.141</b>	27.819	20.950	29.446	28.926	<b>306.8</b>				
9	1'45.458 *	27.304*	<b>20.378</b>	29.391	28.385	313.0	3	<b>1'46.055</b>	27.280	20.712	29.409	28.654	305.9				
10	<b>1'46.871</b>	<b>27.160</b>	21.380	29.534	28.797	310.3	4	<b>1'45.628</b>	27.142	20.630	29.210	28.646	305.9				
11	1'45.209 *	27.217*	20.399	29.280	<b>28.313</b>	313.0	5	<b>1'45.383</b>	27.172	20.551	29.112	28.548	305.0				
12	<b>1'48.057</b>	27.200	20.435	29.307	31.115	312.1	6	<b>1'45.442</b>	27.118	20.654	29.167	<b>28.503</b>	305.0				
13	<b>1'46.054</b>	27.419	20.556	29.546	28.533	312.1	7	<b>1'45.374</b>	27.143	20.629	<b>29.082</b>	28.520	304.2				

**11th 88 Miguel OLIVEIRA** APRILIA POR  
 CryptoDATA RNF MotoGP Team  
 Runs=2 Total laps=13 Full laps=10 Valid laps=9

Run # 1	Front Tyre	Slick-Hard	Rear Tyre	Slick-Soft			
9 Laps at start				4 Laps at start			
1	2'22.120	32.938	21.773	30.880	29.453	309.4	
2	<b>1'47.216</b>	27.944	20.933	29.612	28.727	308.5	
3	1'45.755 *	27.280	20.618	29.366*	28.491	310.3	
4	<b>1'45.416</b>	27.199	20.522	29.159	28.536	309.4	
5	<b>1'45.202</b>	27.208	<b>20.492</b>	<b>29.127</b>	<b>28.375</b>	310.3	
6	<b>1'45.643</b>	27.194	20.575	29.371	28.503	309.4	
7	<b>1'47.268</b>	27.254	20.503	29.755	29.756	295.8	
8	<b>1'50.385</b>	29.873	21.694	29.880	28.938	<b>311.2</b>	
9	1'43.050 P	27.686	23.009	29.981	22.374	309.4	

Run # 2	Front Tyre	Slick-Hard	Rear Tyre	Slick-Soft			
18 Laps at start				13 Laps at start			
10	1'51.412	31.770	21.095	29.590	28.957	309.4	
11	<b>1'46.148</b>	27.438	20.647	29.329	28.734	309.4	
12	<b>1'45.439</b>	<b>27.171</b>	20.600	29.163	28.505	308.5	
13	<b>1'45.585</b>	27.255	20.551	29.217	28.562	310.3	
	PIT	27.217	20.526	29.210	22.982	311.2	

**12th 21 Franco MORBIDELLI** YAMAHA ITA  
 Monster Energy Yamaha MotoGP  
 Runs=2 Total laps=13 Full laps=10 Valid laps=9

Run # 1	Front Tyre	Slick-Hard	Rear Tyre	Slick-Soft			
10 Laps at start				3 Laps at start			
1	2'22.563	32.420	21.849	30.541	29.190	309.4	
2	<b>1'47.499</b>	28.205	20.809	29.566	28.919	307.6	
3	<b>1'46.065</b>	27.265	20.520	29.292	28.988	<b>313.0</b>	
4	1'45.633 *	27.301	20.515	<b>29.115</b>	28.702*	312.1	
5	<b>1'45.289</b>	27.134	20.472	29.159	28.524	311.2	
6	1'53.945 P	30.819	25.047	34.442	<b>23.637</b>	291.1	

Run # 2	Front Tyre	Slick-Hard	Rear Tyre	Slick-Soft			
7 Laps at start				3 Laps at start			
7	1'55.621	35.744	21.305	29.738	28.834	305.9	
8	<b>1'46.983</b>	27.343	20.628	29.447	29.565	308.5	
9	<b>1'45.556</b>	27.197	20.588	29.177	28.594	309.4	
10	<b>1'45.290</b>	<b>27.038</b>	20.609	29.198	<b>28.445</b>	307.6	
11	<b>1'45.245</b>	27.095	<b>20.433</b>	29.217	28.500	307.6	
12	<b>2'00.380</b>	31.807	25.615	33.021	29.937	288.0	
13	<b>1'45.530</b>	27.187	20.611	29.208	28.524	308.5	

**13th 37 Augusto FERNANDEZ** KTM SPA  
 GASGAS Factory Racing Tech3  
 Runs=1 Total laps=11 Full laps=10 Valid laps=10

**14th 20 Fabio QUARTARARO** YAMAHA FRA  
 Monster Energy Yamaha MotoGP  
 Runs=1 Total laps=8 Full laps=7 Valid laps=5

Run # 1	Front Tyre	Slick-Hard	Rear Tyre	Slick-Soft			
19 Laps at start				6 Laps at start			
1	3'12.724	32.577	21.808	30.314	29.033	305.9	
2	<b>1'46.239</b>	27.669	20.627	29.356	28.587	309.4	
3	<b>1'45.335</b>	27.231	20.525	<b>29.125</b>	28.454	308.5	
4	1'45.339 *	<b>27.216</b>	20.408	29.141*	28.574	308.5	
5	<b>1'52.120</b>	31.455	21.264	30.128	29.273	306.8	
6	<b>1'45.439</b>	27.405	<b>20.404</b>	29.219	<b>28.411</b>	309.4	
7	1'50.624 *	27.243*	20.450	32.415	30.516	<b>310.3</b>	
8	<b>1'45.588</b>	27.355	20.426	29.222	28.585	309.4	
	PIT	40.176	23.178	30.808	22.847	308.5	

**15th 5 Johann ZARCO** DUCATI FRA  
 Prima Pramac Racing  
 Runs=2 Total laps=11 Full laps=8 Valid laps=8

Run # 1	Front Tyre	Slick-Hard	Rear Tyre	Slick-Soft			
13 Laps at start				4 Laps at start			
1	2'16.197	33.041	21.973	30.507	29.248	310.3	
2	<b>1'47.017</b>	27.802	20.858	29.564	28.793	309.4	
3	<b>1'45.766</b>	27.235	20.596	29.324	28.611	312.1	
4	<b>1'54.416</b>	28.587	22.783	34.071	28.975	310.3	
5	<b>1'46.295</b>	27.397	20.548	29.450	28.900	311.2	
6	1'41.375 P	28.264	21.134	29.459	<b>22.518</b>	308.5	

Run # 2	Front Tyre	Slick-Hard	Rear Tyre	Slick-Soft			
8 Laps at start				10 Laps at start			
7	1'56.268	33.111	22.947	30.324	29.886	306.8	
8	<b>1'45.991</b>	27.430	20.599	29.367	28.595	311.2	
9	<b>1'45.343</b>	27.276	<b>20.476</b>	<b>29.145</b>	<b>28.446</b>	<b>313.0</b>	
10	<b>1'47.878</b>	27.348	20.599	30.349	29.582	300.0	
11	<b>1'45.450</b>	<b>27.103</b>	20.497	29.286	28.564	308.5	

**16th 44 Poi ESPARGARO** KTM SPA  
 GASGAS Factory Racing Tech3  
 Runs=3 Total laps=10 Full laps=6 Valid laps=6

Run # 1	Front Tyre	Slick-Hard	Rear Tyre	Slick-Soft			
7 Laps at start				3 Laps at start			
1	2'07.182	33.370	21.985	30.610	29.125	308.5	
2	<b>1'47.599</b>	27.768	21.035	29.921	28.875	308.5	
3	<b>1'46.071</b>	27.387	20.678	29.386	28.620	308.5	

**Fastest Lap:** Marco BEZZECCHI Mooney VR46 Racing ITA **1'44.622** 26.962 20.283 28.961 28.416

These data/results cannot be reproduced, stored and/or transmitted in whole or in part by any manner of electronic, mechanical, photocopying, recording, broadcasting or otherwise now known or herein after developed without the previous express consent by the copyright owner, except for reproduction in daily press and regular printed publications on sale to the public within 60 days of the event related to those data/results and always provided that copyright symbol appears together as follows below.  
 © DORNA, 2023

Official MotoGP Timing by TISSOT  
 www.motogp.com



# Free Practice Nr. 2

# MotoGP

Lap	Lap Time	T1	T2	T3	T4	Speed
4	<b>1'53.209</b>	30.261	22.241	30.556	30.151	285.7
5	<b>1'45.620</b>	27.350	20.531	<u>29.231</u>	<u>28.508</u>	<u>311.2</u>
6	<b>1'45.537</b>	<u>27.225</u>	<u>20.432</u>	29.353	28.527	309.4
7	1'43.498 P	28.917	22.048	30.342	22.191	307.6
Run #	2	Front Tyre	Slick-Hard	Rear Tyre	Slick-Soft	
14 Laps at start				4 Laps at start		
8	1'54.580	34.095	21.672	30.003	28.810	311.2
9	<b>1'46.113</b>	27.299	20.714	29.460	28.640	310.3
10	1'55.642 P	31.875	23.715	34.289	25.763	206.1
Run #	3	Front Tyre	Slick-Hard	Rear Tyre	Slick-Soft	
17 Laps at start				7 Laps at start		
	<b>PIT</b>	32.182	23.436	30.964	24.289	264.0

17th	36	Joan MIR	HONDA	SPA		
		Repsol Honda Team				
		Runs=3	Total laps=11	Full laps=6 Valid laps=6		
Run #	1	Front Tyre	Slick-Hard	Rear Tyre	Slick-Soft	
8 Laps at start				4 Laps at start		
1	2'30.994	36.527	21.606	30.411	29.195	309.4
2	<b>1'46.974</b>	27.705	20.928	29.577	28.764	<u>313.9</u>
3	<b>1'46.111</b>	27.468	20.634	<u>29.326</u>	<u>28.683</u>	312.1
4	<u>1'45.862</u>	<u>27.229</u>	<u>20.545</u>	29.365	28.723	307.6
5	<b>1'50.579</b>	29.237	22.818	29.819	28.705	311.2
6	1'45.631 P	28.687	22.803	30.568	23.573	299.1
Run #	2	Front Tyre	Slick-Hard	Rear Tyre	Slick-Soft	
14 Laps at start				10 Laps at start		
7	1'51.295	31.662	21.149	29.574	28.910	305.9
8	<b>1'46.329</b>	27.416	20.669	29.443	28.801	306.8
9	<b>1'46.098</b>	27.348	20.627	29.391	28.732	307.6
10	1'43.821 P	28.198	21.374	31.257	22.992	303.3
Run #	3	Front Tyre	Slick-Hard	Rear Tyre	Slick-Soft	
18 Laps at start				14 Laps at start		
11	1'50.293	30.919	20.942	29.509	28.923	308.5

18th	30	Takaaki NAKAGAMI	HONDA	JPN		
		LCR Honda IDEMITSU				
		Runs=2	Total laps=13	Full laps=10 Valid laps=4		
Run #	1	Front Tyre	Slick-Hard	Rear Tyre	Slick-Soft	
8 Laps at start				4 Laps at start		
1	2'28.058	36.494	23.276	30.817	29.428	305.9
2	<b>1'49.165</b>	27.703	22.608	29.837	29.017	305.9
3	1'46.054 *	27.332*	20.617	29.410	<u>28.695</u>	<u>309.4</u>
4	<b>1'47.470</b>	27.334	21.601	29.511	29.024	303.3
5	<u>1'46.009</u>	<u>27.280</u>	20.631	<u>29.364</u>	28.734	305.0
6	1'46.847 P	30.723	24.042	30.157	21.925	302.5
Run #	2	Front Tyre	Slick-Hard	Rear Tyre	Slick-Soft	
15 Laps at start				5 Laps at start		
7	1'55.066 *	32.494	22.274	31.000*	29.298	303.3
8	1'46.966 *	27.524	20.881	29.617*	28.944*	305.0
9	1'46.189 *	27.359*	20.609	29.507	28.714	304.2
10	<b>1'54.767</b>	29.685	23.225	31.392	30.465	260.2
11	1'46.858 *	27.569	20.789	29.564*	28.936*	305.9
12	1'46.159 *	27.291*	20.658	29.428	28.782*	306.8
13	1'46.277 *	27.374	<u>20.538</u>	29.442	28.923*	305.9
	<b>PIT</b>	28.269	22.212	30.376	22.479	302.5

19th	6	Stefan BRADL	HONDA	GER		
		LCR Honda CASTROL				
		Runs=2	Total laps=12	Full laps=9 Valid laps=8		
Run #	1	Front Tyre	Slick-Hard	Rear Tyre	Slick-Soft	
New Tyre				New Tyre		
1	2'21.975	34.130	22.376	30.986	29.525	307.6
2	<b>1'52.758</b>	30.532	22.167	30.405	29.654	302.5
3	1'47.231 *	27.666	20.932	29.697	28.936*	309.4
4	<b>1'54.209</b>	27.836	27.500	30.003	28.870	309.4
5	<b>1'46.549</b>	<u>27.451</u>	20.771	29.619	28.708	<u>311.2</u>
6	<u>1'46.287</u>	27.468	<u>20.708</u>	<u>29.448</u>	<u>28.663</u>	309.4
7	1'42.125 P	27.608	20.727	30.466	23.324	306.8
Run #	2	Front Tyre	Slick-Hard	Rear Tyre	Slick-Soft	
7 Laps at start				7 Laps at start		
8	2'01.937	37.232	25.811	30.095	28.799	311.2
9	<b>1'46.804</b>	27.623	20.885	29.486	28.810	310.3
10	<b>1'46.754</b>	27.546	20.826	29.535	28.847	308.5
11	<b>1'54.315</b>	31.987	23.775	29.823	28.730	311.2
12	<b>1'46.614</b>	27.547	20.740	29.557	28.770	308.5
	<b>PIT</b>	33.346	22.080	30.801	23.177	305.0

20th	35	Cal CRUTCHLOW	YAMAHA	GBR		
		Yamalube RS4GP Racing Team				
		Runs=2	Total laps=12	Full laps=9 Valid laps=9		
Run #	1	Front Tyre	Slick-Hard	Rear Tyre	Slick-Soft	
8 Laps at start				14 Laps at start		
1	2'29.772	36.463	22.598	31.071	30.133	309.4
2	<b>1'47.986</b>	28.023	21.081	29.982	28.900	310.3
3	<b>1'46.999</b>	27.880	20.818	29.517	28.784	<u>311.2</u>
4	<b>1'58.490</b>	27.712	21.598	38.488	30.692	252.9
5	<b>1'46.733</b>	27.613	20.806	29.594	<u>28.720</u>	311.2
6	<u>1'46.490</u>	27.535	<u>20.729</u>	<u>29.506</u>	28.720	309.4
7	1'44.236 P	29.026	21.978	30.709	22.523	305.0
Run #	2	Front Tyre	Slick-Hard	Rear Tyre	Slick-Soft	
14 Laps at start				21 Laps at start		
8	2'01.351	38.972	21.914	31.051	29.414	307.6
9	<b>1'48.564</b>	28.216	21.449	29.946	28.953	308.5
10	<b>1'46.638</b>	27.635	20.740	29.539	28.724	308.5
11	<b>1'56.998</b>	<u>27.509</u>	25.151	34.373	29.965	291.8
12	<b>1'46.771</b>	27.562	20.820	29.514	28.875	308.5
	<b>PIT</b>	34.996	23.292	33.466	24.841	306.8

21st	51	Michele PIRRO	DUCATI	ITA		
		Ducati Lenovo Team				
		Runs=2	Total laps=10	Full laps=7 Valid laps=7		
Run #	1	Front Tyre	Slick-Hard	Rear Tyre	Slick-Soft	
14 Laps at start				4 Laps at start		
1	2'24.110	33.849	21.692	30.457	29.279	306.8
2	<b>1'47.287</b>	27.868	20.756	29.679	28.984	306.8
3	<b>1'46.710</b>	27.510	20.629	29.669	<u>28.902</u>	307.6
4	<b>2'00.607</b>	30.375	27.789	32.452	29.991	285.7
5	<b>1'46.980</b>	27.650	<u>20.589</u>	29.766	28.975	307.6
6	1'43.199 P	27.571	20.787	29.643	25.198	<u>308.5</u>
Run #	2	Front Tyre	Slick-Hard	Rear Tyre	Slick-Soft	
20 Laps at start				10 Laps at start		
7	1'57.136	33.902	21.878	30.839	30.517	297.5

**Fastest Lap:** Marco BEZZECCHI Mooney VR46 Racing ITA **1'44.622** 26.962 20.283 28.961 28.416

These data/results cannot be reproduced, stored and/or transmitted in whole or in part by any manner of electronic, mechanical, photocopying, recording, broadcasting or otherwise now known or herein after developed without the previous express consent by the copyright owner, except for reproduction in daily press and regular printed publications on sale to the public within 60 days of the event related to those data/results and always provided that copyright symbol appears together as follows below.  
© DORNA, 2023

Official MotoGP Timing by TISSOT  
www.motogp.com

Motegi, Saturday, September 30, 2023

Page 4 of 5



# Free Practice Nr. 2

MotoGP

Lap	Lap Time	T1	T2	T3	T4	Speed	Lap	Lap Time	T1	T2	T3	T4	Speed
8	<b>1'47.274</b>	27.761	20.600	29.785	29.128	305.0							
9	<b>1'46.617</b>	27.421	20.623	29.662	28.911	305.9							
10	<b>1'46.715</b>	27.450	20.745	29.497	29.023	306.8							
	<b>PIT</b>	27.515	22.521	32.057	24.646	272.0							

<b>Fastest Lap:</b> Marco BEZZECCHI	Mooney VR46 Racing	ITA	<b>1'44.622</b>	26.962	20.283	28.961	28.416
-------------------------------------	--------------------	-----	-----------------	--------	--------	--------	--------

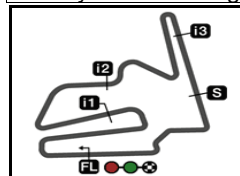
These data/results cannot be reproduced, stored and/or transmitted in whole or in part by any manner of electronic, mechanical, photocopying, recording, broadcasting or otherwise now known or herein after developed without the previous express consent by the copyright owner, except for reproduction in daily press and regular printed publications on sale to the public within 60 days of the event related to those data/results and always provided that copyright symbol appears together as follows below.  
 © DORNA, 2023

Official MotoGP Timing by **TISSOT**  
 www.motogp.com

**Motegi, Saturday, September 30, 2023**

Page 5 of 5






**MOTUL GRAND PRIX OF JAPAN**

**Free Practice Nr. 2**

**Combined Practice Times**

**7**

	Rider	Nation	Team	MOTORCYCLE	FP1	FP2	Gap
1	72 <b>M.BEZZECCHI</b>	ITA	Mooney VR46 Racing Team	DUCATI	1'45.510 17	<b>1'44.622</b> 11	
2	1 <b>F.BAGNAIA</b>	ITA	Ducati Lenovo Team	DUCATI	1'45.631 5	<b>1'44.989</b> 10	0.367 0.367
3	43 <b>J.MILLER</b>	AUS	Red Bull KTM Factory Racing	KTM	1'45.902 17	<b>1'45.007</b> 10	0.385 0.018
4	49 <b>F.DI GIANNANTO</b>	ITA	Gresini Racing MotoGP	DUCATI	1'46.160 19	<b>1'45.021</b> 10	0.399 0.014
5	33 <b>B.BINDER</b>	RSA	Red Bull KTM Factory Racing	KTM	1'45.747 16	<b>1'45.058</b> 6	0.436 0.037
6	93 <b>M.MARQUEZ</b>	SPA	Repsol Honda Team	HONDA	1'46.033 14	<b>1'45.089</b> 5	0.467 0.031
7	89 <b>J.MARTIN</b>	SPA	Prima Pramac Racing	DUCATI	1'45.192 13	<b>1'45.148</b> 8	0.526 0.059
8	41 <b>A.ESPARGARO</b>	SPA	Aprilia Racing	APRILIA	1'46.229 6	<b>1'45.160</b> 9	0.538 0.012
9	25 <b>R.FERNANDEZ</b>	SPA	CryptoDATA RNF MotoGP Team	APRILIA	1'45.966 11	<b>1'45.185</b> 10	0.563 0.025
10	12 <b>M.VIÑALES</b>	SPA	Aprilia Racing	APRILIA	1'45.819 5	<b>1'45.186</b> 8	0.564 0.001
11	88 <b>M.OLIVEIRA</b>	POR	CryptoDATA RNF MotoGP Team	APRILIA	1'46.198 16	<b>1'45.202</b> 5	0.580 0.016
12	21 <b>F.MORBIDELLI</b>	ITA	Monster Energy Yamaha MotoGP	YAMAHA	1'46.027 16	<b>1'45.245</b> 11	0.623 0.043
13	37 <b>A.FERNANDEZ</b>	SPA	GASGAS Factory Racing Tech3	KTM	1'45.330 18	<b>1'45.318</b> 8	0.696 0.073
14	20 <b>F.QUARTARARO</b>	FRA	Monster Energy Yamaha MotoGP	YAMAHA	1'45.952 5	<b>1'45.335</b> 3	0.713 0.017
15	5 <b>J.ZARCO</b>	FRA	Prima Pramac Racing	DUCATI	1'46.018 9	<b>1'45.343</b> 9	0.721 0.008
16	44 <b>P.ESPARGARO</b>	SPA	GASGAS Factory Racing Tech3	KTM	1'46.181 13	<b>1'45.537</b> 6	0.915 0.194
17	36 <b>J.MIR</b>	SPA	Repsol Honda Team	HONDA	<b>1'45.685</b> 15	1'45.862 4	1.063 0.148
18	30 <b>T.NAKAGAMI</b>	JPN	LCR Honda IDEMITSU	HONDA	1'46.334 7	<b>1'46.009</b> 5	1.387 0.324
19	6 <b>S.BRADL</b>	GER	LCR Honda CASTROL	HONDA		<b>1'46.287</b> 6	1.665 0.278
20	35 <b>C.CRUTCHLOW</b>	GBR	Yamalube RS4GP Racing Team	YAMAHA	<b>1'46.302</b> 16	1'46.490 6	1.680 0.015
21	51 <b>M.PIRRO</b>	ITA	Ducati Lenovo Team	DUCATI	1'47.132 15	<b>1'46.617</b> 9	1.995 0.315

<b>Pole Position Record:</b>	2015	<b>Jorge LORENZO</b>	<b>1'43.790</b>	166.5 Km/h
<b>Best Race Lap:</b>	2022	<b>Jack MILLER</b>	<b>1'45.198</b>	164.2 Km/h
<b>All Time Lap Record:</b>	2023	<b>Brad BINDER</b>	<b>1'43.489</b>	167.0 Km/h

The results are provisional until the end of the limit for protest and appeals.

Time limit for protest expires 60' after publication of the results - ..... Time: .....

These data/results cannot be reproduced, stored and/or transmitted in whole or in part by any manner of electronic, mechanical, photocopying, recording, broadcasting or otherwise now known or herein after developed without the previous express consent by the copyright owner, except for reproduction in daily press and regular printed publications on sale to the public within 60 days of the event related to those data/results and always provided that copyright symbol appears together as follows below.

© DORNA, 2023

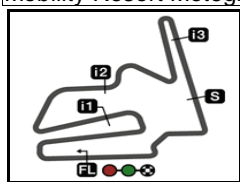
Official MotoGP Timing by TISSOT

www.motogp.com

**Motegi, Saturday, September 30, 2023**







4801 m.

# MOTUL GRAND PRIX OF JAPAN

## Free Practice Nr. 2

### Best Partial Times

# MotoGP™

*IT* Ideal Lap Time, sum of the best partial times

*BT* Best Lap Time

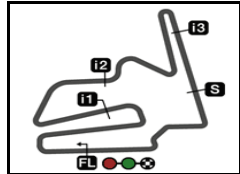
T1		T2		T3		T4				IT		BT	
Pos	Rider	Time	Rider	Time	Rider	Time	Rider	Time	Pos	Rider	IT	BT	
1	M.BEZZECCHI	26.949	F.BAGNAIA	20.270	M.BEZZECCHI	28.961	M.BEZZECCHI	28.292	1	<b>M.BEZZECCHI</b>	1'44.485	1'44.622	(1)
2	<b>J.MILLER</b>	<b>26.988</b>	<b>J.MARTIN</b>	<b>20.282</b>	<b>F.DI GIANNANTO</b>	<b>29.074</b>	<b>J.MILLER</b>	<b>28.300</b>	2	<b>J.MILLER</b>	1'44.880	1'45.007	(3)
3	F.MORBIDELLI	27.038	M.BEZZECCHI	20.283	A.FERNANDEZ	29.082	M.MARQUEZ	28.312	3	<b>F.BAGNAIA</b>	1'44.891	1'44.989	(2)
4	<b>F.DI GIANNANTO</b>	<b>27.072</b>	<b>B.BINDER</b>	<b>20.317</b>	<b>F.BAGNAIA</b>	<b>29.098</b>	<b>M.VIÑALES</b>	<b>28.313</b>	4	<b>F.DI GIANNANTO</b>	1'44.930	1'45.021	(4)
5	R.FERNANDEZ	27.081	A.ESPARGARO	20.371	J.MARTIN	29.110	F.DI GIANNANTO	28.367	5	<b>J.MARTIN</b>	1'44.958	1'45.148	(7)
6	<b>J.ZARCO</b>	<b>27.103</b>	<b>M.VIÑALES</b>	<b>20.378</b>	<b>F.MORBIDELLI</b>	<b>29.115</b>	<b>M.OLIVEIRA</b>	<b>28.375</b>	6	<b>M.VIÑALES</b>	1'44.974	1'45.186	(10)
7	A.FERNANDEZ	27.112	R.FERNANDEZ	20.386	R.FERNANDEZ	29.116	F.BAGNAIA	28.404	7	<b>F.MORBIDELLI</b>	1'45.031	1'45.245	(12)
8	<b>F.BAGNAIA</b>	<b>27.119</b>	<b>F.QUARTARARO</b>	<b>20.404</b>	<b>M.VIÑALES</b>	<b>29.123</b>	<b>J.MARTIN</b>	<b>28.405</b>	8	<b>B.BINDER</b>	1'45.040	1'45.058	(5)
9	M.MARQUEZ	27.121	F.DI GIANNANTO	20.417	J.MILLER	29.124	F.QUARTARARO	28.411	9	<b>M.MARQUEZ</b>	1'45.071	1'45.089	(6)
10	<b>A.ESPARGARO</b>	<b>27.128</b>	<b>P.ESPARGARO</b>	<b>20.432</b>	<b>F.QUARTARARO</b>	<b>29.125</b>	<b>B.BINDER</b>	<b>28.414</b>	10	<b>A.ESPARGARO</b>	1'45.113	1'45.160	(8)
11	B.BINDER	27.157	F.MORBIDELLI	20.433	M.OLIVEIRA	29.127	F.MORBIDELLI	28.445	11	<b>R.FERNANDEZ</b>	1'45.133	1'45.185	(9)
12	<b>M.VIÑALES</b>	<b>27.160</b>	<b>M.MARQUEZ</b>	<b>20.449</b>	<b>J.ZARCO</b>	<b>29.145</b>	<b>J.ZARCO</b>	<b>28.446</b>	12	<b>F.QUARTARARO</b>	1'45.156	1'45.335	(14)
13	J.MARTIN	27.161	J.MILLER	20.468	A.ESPARGARO	29.150	A.ESPARGARO	28.464	13	<b>M.OLIVEIRA</b>	1'45.165	1'45.202	(11)
14	<b>M.OLIVEIRA</b>	<b>27.171</b>	<b>A.FERNANDEZ</b>	<b>20.473</b>	<b>B.BINDER</b>	<b>29.152</b>	<b>A.FERNANDEZ</b>	<b>28.503</b>	14	<b>J.ZARCO</b>	1'45.170	1'45.343	(15)
15	F.QUARTARARO	27.216	J.ZARCO	20.476	M.MARQUEZ	29.189	P.ESPARGARO	28.508	14	<b>A.FERNANDEZ</b>	1'45.170	1'45.318	(13)
16	<b>P.ESPARGARO</b>	<b>27.225</b>	<b>M.OLIVEIRA</b>	<b>20.492</b>	<b>P.ESPARGARO</b>	<b>29.231</b>	<b>R.FERNANDEZ</b>	<b>28.550</b>	16	<b>P.ESPARGARO</b>	1'45.396	1'45.537	(16)
17	J.MIR	27.229	T.NAKAGAMI	20.538	J.MIR	29.326	S.BRADL	28.663	17	<b>J.MIR</b>	1'45.783	1'45.862	(17)
18	<b>T.NAKAGAMI</b>	<b>27.280</b>	<b>J.MIR</b>	<b>20.545</b>	<b>T.NAKAGAMI</b>	<b>29.364</b>	<b>J.MIR</b>	<b>28.683</b>	18	<b>T.NAKAGAMI</b>	1'45.877	1'46.009	(18)
19	M.PIRRO	27.421	M.PIRRO	20.589	S.BRADL	29.448	T.NAKAGAMI	28.695	19	<b>S.BRADL</b>	1'46.270	1'46.287	(19)
20	<b>S.BRADL</b>	<b>27.451</b>	<b>S.BRADL</b>	<b>20.708</b>	<b>M.PIRRO</b>	<b>29.497</b>	<b>C.CRUTCHLOW</b>	<b>28.720</b>	20	<b>M.PIRRO</b>	1'46.409	1'46.617	(21)
21	C.CRUTCHLOW	27.509	C.CRUTCHLOW	20.729	C.CRUTCHLOW	29.506	M.PIRRO	28.902	21	<b>C.CRUTCHLOW</b>	1'46.464	1'46.490	(20)

These data/results cannot be reproduced, stored and/or transmitted in whole or in part by any manner of electronic, mechanical, photocopying, recording, broadcasting or otherwise now known or herein after developed without the previous express consent by the copyright owner, except for reproduction in daily press and regular printed publications on sale to the public within 60 days of the event related to those data/results and always provided that copyright symbol appears together as follows below.

© DORNA, 2023

Official MotoGP Timing by **TISSOT**  
www.motogp.com






4801 m.

**MOTUL GRAND PRIX OF JAPAN**

**Free Practice Nr. 2**

**Fastest Laps Sequence**

<i>Practice Time</i>	 <i>Rider</i>	<i>Nation</i>	<i>Motorcycle</i>	<i>Time</i>	<i>Km/h</i>	<i>Rider's Lap</i>
<b>3'53.351</b>	41 <b>Aleix ESPARGARO</b>	SPA	APRILIA	<b>1'47.792</b>	160.3	2
<b>3'54.781</b>	44 <b>PoI ESPARGARO</b>	SPA	KTM	<b>1'47.599</b>	160.6	2
<b>4'01.412</b>	89 <b>Jorge MARTIN</b>	SPA	DUCATI	<b>1'46.271</b>	162.6	2
<b>4'30.778</b>	25 <b>Raul FERNANDEZ</b>	SPA	APRILIA	<b>1'46.237</b>	162.6	2
<b>5'40.852</b>	44 <b>PoI ESPARGARO</b>	SPA	KTM	<b>1'46.071</b>	162.9	3
<b>5'46.962</b>	89 <b>Jorge MARTIN</b>	SPA	DUCATI	<b>1'45.550</b>	163.7	3
<b>6'44.298</b>	20 <b>Fabio QUARTARARO</b>	FRA	YAMAHA	<b>1'45.335</b>	164.0	3
<b>7'41.014</b>	72 <b>Marco BEZZECCHI</b>	ITA	DUCATI	<b>1'45.048</b>	164.5	4
<b>23'33.015</b>	72 <b>Marco BEZZECCHI</b>	ITA	DUCATI	<b>1'44.819</b>	164.8	10
<b>25'17.637</b>	72 <b>Marco BEZZECCHI</b>	ITA	DUCATI	<b>1'44.622</b>	165.2	11

These data/results cannot be reproduced, stored and/or transmitted in whole or in part by any manner of electronic, mechanical, photocopying, recording, broadcasting or otherwise now known or herein after developed without the previous express consent by the copyright owner, except for reproduction in daily press and regular printed publications on sale to the public within 60 days of the event related to those data/results and always provided that copyright symbol appears together as follows below.

© DORNA, 2023

