


4301 m.

# PERTAMINA GRAND PRIX OF INDONESIA

## Practice Nr. 1

## Classification

3

		Rider	Nation	Team	Motorcycle	Time	Lap Total	Gap	Top Speed
1	10	Diogo MOREIRA	BRA	MT Helmets - MSI	KTM	<b>1'40.590</b>	18 18		<b>215.5</b>
2	96	Daniel HOLGADO	SPA	Red Bull KTM Tech3	KTM	<b>1'41.011</b>	14 16	0.421 0.421	<b>214.7</b>
3	99	José Antonio RUEDA	SPA	Red Bull KTM Ajo	KTM	<b>1'41.220</b>	15 15	0.630 0.209	<b>216.4</b>
4	66	Joel KELSO	AUS	CFMOTO Racing PruestelGP	CFMOTO	<b>1'41.366</b>	14 18	0.776 0.146	<b>214.7</b>
5	53	Deniz ÖNCÜ	TUR	Red Bull KTM Ajo	KTM	<b>1'41.391</b>	15 15	0.801 0.025	<b>213.0</b>
6	71	Ayumu SASAKI	JPN	Liqui Moly Husqvarna Intact GP	HUSQVARNA	<b>1'41.425</b>	15 16	0.835 0.034	<b>216.8</b>
7	18	Matteo BERTELLE	ITA	Rivacold Snipers Team	HONDA	<b>1'41.476</b>	16 17	0.886 0.051	<b>216.0</b>
8	48	Ivan ORTOLÁ	SPA	Angeluss MTA Team	KTM	<b>1'41.562</b>	15 15	0.972 0.086	<b>216.4</b>
9	43	Xavier ARTIGAS	SPA	CFMOTO Racing PruestelGP	CFMOTO	<b>1'41.701</b>	17 17	1.111 0.139	<b>214.7</b>
10	44	David MUÑOZ	SPA	BOE Motorsports	KTM	<b>1'41.714</b>	13 15	1.124 0.013	<b>214.2</b>
11	19	Scott OGDEN	GBR	VisionTrack Racing Team	HONDA	<b>1'41.727</b>	12 16	1.137 0.013	<b>214.7</b>
12	80	David ALONSO	COL	Gaviota GASGAS Aspar Team	GASGAS	<b>1'41.786</b>	10 13	1.196 0.059	<b>213.8</b>
13	31	Adrian FERNANDEZ	SPA	Leopard Racing	HONDA	<b>1'41.847</b>	11 12	1.257 0.061	<b>215.1</b>
14	72	Taiyo FURUSATO	JPN	Honda Team Asia	HONDA	<b>1'41.868</b>	17 17	1.278 0.021	<b>214.2</b>
15	6	Ryusei YAMANAKA	JPN	Gaviota GASGAS Aspar Team	GASGAS	<b>1'41.893</b>	16 17	1.303 0.025	<b>215.1</b>
16	5	Jaume MASIA	SPA	Leopard Racing	HONDA	<b>1'41.900</b>	8 8	1.310 0.007	<b>215.5</b>
17	70	Joshua WHATLEY	GBR	VisionTrack Racing Team	HONDA	<b>1'41.929</b>	17 17	1.339 0.029	<b>213.4</b>
18	9	Nicola Fabio CARRARO	ITA	Rivacold Snipers Team	HONDA	<b>1'41.962</b>	16 16	1.372 0.033	<b>216.4</b>
19	95	Collin VEIJER	NED	Liqui Moly Husqvarna Intact GP	HUSQVARNA	<b>1'42.094</b>	18 18	1.504 0.132	<b>213.8</b>
20	27	Kaito TOBA	JPN	SIC58 Squadra Corse	HONDA	<b>1'42.439</b>	13 13	1.849 0.345	<b>213.8</b>
21	54	Riccardo ROSSI	ITA	SIC58 Squadra Corse	HONDA	<b>1'42.459</b>	9 14	1.869 0.020	<b>214.2</b>
22	64	Mario AJI	INA	Honda Team Asia	HONDA	<b>1'42.583</b>	15 15	1.993 0.124	<b>213.4</b>
23	82	Stefano NEPA	ITA	Angeluss MTA Team	KTM	<b>1'42.649</b>	7 7	2.059 0.066	<b>212.5</b>
24	63	Syarifuddin AZMAN	MAL	MT Helmets - MSI	KTM	<b>1'42.859</b>	6 6	2.269 0.210	<b>215.1</b>
25	93	Arbi ADITAMA	INA	Honda Team Asia	HONDA	<b>1'43.064</b>	14 14	2.474 0.205	<b>215.1</b>
26	20	Lorenzo FELLON	FRA	CIP Green Power	KTM	<b>1'43.238</b>	11 14	2.648 0.174	<b>213.4</b>
27	12	Noah DETTWILER	SWI	CIP Green Power	KTM	<b>1'43.411</b>	12 15	2.821 0.173	<b>215.1</b>
28	22	Ana CARRASCO	SPA	BOE Motorsports	KTM	<b>1'43.435</b>	12 15	2.845 0.024	<b>210.9</b>
29	7	Filippo FARIOLI	ITA	Red Bull KTM Tech3	KTM	<b>1'44.189</b>	2 2	3.599 0.754	<b>208.8</b>

Practice condition: **Dry**

Air: 29°

Humidity: 69%

Ground: 44°

<b>Fastest Lap:</b>	Lap: 18	<b>Diogo MOREIRA</b>	<b>1'40.590</b>	153.9 Km/h
<b>Best Race Lap:</b>	2022	<b>Jaume MASIA</b>	<b>1'40.197</b>	154.5 Km/h
<b>All Time Lap Record:</b>	2022	<b>Dennis FOGGIA</b>	<b>1'39.867</b>	155.0 Km/h

The results are provisional until the end of the limit for protest and appeals.

Time limit for protest expires 60' after publication of the results - ..... Time: .....

These data/results cannot be reproduced, stored and/or transmitted in whole or in part by any manner of electronic, mechanical, photocopying, recording, broadcasting or otherwise now known or herein after developed without the previous express consent by the copyright owner, except for reproduction in daily press and regular printed publications on sale to the public within 60 days of the event related to those data/results and always provided that copyright symbol appears together as follows below.

© DORNA, 2023

Official MotoGP Timing by   
www.motogp.com

Lombok, Friday, October 13, 2023





4301 m.

## PERTAMINA GRAND PRIX OF INDONESIA

## Practice Nr. 1

## Top Speed &amp; Average

4



Rider	Nation	Motorcycle	Top 5 speeds					Average	Top
71 Ayumu SASAKI	JPN	HUSQVARNA	216.8	216.4	216.0	215.5	215.5	216.0	216.8
9 Nicola Fabio CARRARO	ITA	HONDA	216.4	216.4	215.5	215.1	215.1	215.7	216.4
48 Ivan ORTOLÁ	SPA	KTM	216.4	214.2	213.8	213.0	211.7	213.8	216.4
99 José Antonio RUEDA	SPA	KTM	216.4	216.4	216.0	215.1	214.7	215.7	216.4
18 Matteo BERTELLE	ITA	HONDA	216.0	214.7	214.2	213.8	213.4	214.4	216.0
5 Jaume MASIA	SPA	HONDA	215.5	213.4	213.4	213.4	213.4	213.8	215.5
10 Diogo MOREIRA	BRA	KTM	215.5	214.2	213.8	213.8	213.4	213.9	215.5
6 Ryusei YAMANAKA	JPN	GASGAS	215.1	214.7	214.7	214.2	214.2	214.6	215.1
12 Noah DETTWILER	SWI	KTM	215.1	212.5	211.7	210.9	210.9	212.0	215.1
31 Adrian FERNANDEZ	SPA	HONDA	215.1	213.4	213.0	212.5	212.1	213.0	215.1
63 Syarifuddin AZMAN	MAL	KTM	215.1	210.9	210.9	210.9	210.5	211.7	215.1
93 Arbi ADITAMA	INA	HONDA	215.1	214.2	213.8	213.8	213.4	214.1	215.1
19 Scott OGDEN	GBR	HONDA	214.7	214.2	213.0	213.0	212.1	213.2	214.7
43 Xavier ARTIGAS	SPA	CFMOTO	214.7	213.8	213.4	213.0	212.5	213.5	214.7
66 Joel KELSO	AUS	CFMOTO	214.7	214.2	213.4	212.5	212.5	213.5	214.7
96 Daniel HOLGADO	SPA	KTM	214.7	213.8	213.8	213.4	213.4	213.8	214.7
44 David MUÑOZ	SPA	KTM	214.2	213.0	212.5	212.5	212.1	212.6	214.2
54 Riccardo ROSSI	ITA	HONDA	214.2	214.2	213.4	213.0	213.0	213.6	214.2
72 Taiyo FURUSATO	JPN	HONDA	214.2	213.4	212.5	212.5	212.5	213.0	214.2
27 Kaito TOBA	JPN	HONDA	213.8	213.8	212.1	212.1	210.1	211.7	213.8
80 David ALONSO	COL	GASGAS	213.8	213.0	212.5	211.3	211.3	212.4	213.8
95 Collin VEIJER	NED	HUSQVARNA	213.8	213.4	213.4	213.0	213.0	213.3	213.8
20 Lorenzo FELLON	FRA	KTM	213.4	212.1	212.1	211.7	211.7	212.2	213.4
64 Mario AJI	INA	HONDA	213.4	209.3	208.8	208.4	208.4	209.5	213.4
70 Joshua WHATLEY	GBR	HONDA	213.4	213.0	212.5	212.5	211.3	212.5	213.4
53 Deniz ÖNCÜ	TUR	KTM	213.0	212.1	211.7	211.7	210.9	211.6	213.0
82 Stefano NEPA	ITA	KTM	212.5	210.9	210.9	210.9	208.8	210.8	212.5
22 Ana CARRASCO	SPA	KTM	210.9	210.9	210.5	208.8	208.8	210.0	210.9
7 Filippo FARIOLI	ITA	KTM	208.8	208.8				208.8	208.8

These data/results cannot be reproduced, stored and/or transmitted in whole or in part by any manner of electronic, mechanical, photocopying, recording, broadcasting or otherwise now known or herein after developed without the previous express consent by the copyright owner, except for reproduction in daily press and regular printed publications on sale to the public within 60 days of the event related to those data/results and always provided that copyright symbol appears together as follows below.

© DORNA, 2023

Official MotoGP Timing by TISSOT  
www.motogp.com



Lombok, Friday, October 13, 2023



4301 m.

# PERTAMINA GRAND PRIX OF INDONESIA

## Practice Nr. 1

### Chronological Analysis of Performances

5

\* Lap / Sector time cancelled      **T1** Time from finish line to 1st intermediate      **T3** Time from 2nd intermed. to 3rd intermed.  
**P** Crossing the finish line in pit lane      **T2** Time from 1st intermed. to 2nd intermed.      **T4** Time from 3rd intermediate to finish line

Lap	Lap Time	T1	T2	T3	T4	Speed	Lap	Lap Time	T1	T2	T3	T4	Speed	
<b>1st</b>	<b>10</b>	<b>Diogo MOREIRA</b> MT Helmets - MSI BRA						5	<b>1'43.955</b>	29.739	21.460	21.008	31.748	212.5
		Runs=2 Total laps=18 Full laps=15 Valid laps=12						6	<b>1'44.061</b>	29.630	21.138	21.620	31.673	214.7
1	2'15.777	28.153	22.468	21.510	32.486		7	<b>1'43.989</b>	29.858	21.206	21.123	31.802	213.4	
2	<b>1'43.635</b>	30.078	21.091	20.896	31.570	215.5	8	<b>1'43.505</b>	29.616	21.231	20.926	31.732	213.8	
3	1'43.031 *	29.499	21.223*	20.739	31.570*	214.2	9	<b>1'43.552</b>	29.642	21.139	21.180	31.591	213.0	
4	<b>1'43.932</b>	29.935	21.476	20.932	31.589	211.3	10	1'47.533 P	32.944	21.720	21.219	31.650	210.9	
5	<b>1'42.409</b>	29.548	21.107	20.641	31.113	212.1	11	11'31.448	27.186	21.253	20.951	31.574		
6	<b>1'42.338</b>	29.396	21.123	20.638	31.181	212.1	12	1'42.637 *	29.534	21.061*	20.795	31.247	213.4	
7	<b>1'41.874</b>	29.311	20.884	20.718	30.961	213.4	13	1'41.837 *	29.380	20.756*	20.596	31.105	216.0	
8	<b>1'41.766</b>	29.280	20.995	20.569	30.922	213.0	14	<b>1'41.767</b>	29.286	20.881	20.495	31.105	215.1	
9	<b>1'41.704</b>	29.251	20.848	20.556	31.049	212.5	15	1'41.220	29.133	20.722	20.394	30.971	216.4	
10	<b>1'42.017</b>	29.210	20.958	20.701	31.148	212.5								
11	1'42.692 P	30.266	21.266	20.594	30.566	211.7	<b>4th</b>	<b>66</b>	<b>Joel KELSO</b> CFMOTO Racing Pru AUS					
12	6'38.028	26.800	20.958	22.405	31.431				Runs=2 Total laps=18 Full laps=15 Valid laps=12					
13	1'41.505 *	29.331	20.817*	20.373	30.984	212.1	1	2'53.495	28.117	22.938	22.059	32.838		
14	<b>1'41.365</b>	29.138	20.814	20.423	30.990	212.5	2	<b>1'44.421</b>	30.531	21.151	20.867	31.872	209.7	
15	1'41.212 *	29.179	20.802	20.411*	30.820	213.4	3	1'47.692 *	29.671	22.103	22.333*	33.585*	212.5	
16	<b>1'41.475</b>	29.341	20.925	20.340	30.869	213.8	4	1'43.283 *	29.69*	20.977	21.177	31.437	211.7	
17	<b>1'40.986</b>	29.111	20.712	20.381	30.782	213.8	5	<b>1'42.913</b>	29.536	21.051	21.040	31.286	211.3	
18	1'40.590	28.987	20.720	20.286	30.597	213.4	6	<b>1'42.436</b>	29.420	20.892	20.776	31.348	211.3	
							7	<b>1'42.583</b>	29.409	20.997	20.845	31.332	212.5	
<b>2nd</b>	<b>96</b>	<b>Daniel HOLGADO</b> Red Bull KTM Tech3 SPA						8	<b>1'42.486</b>	29.545	20.859	20.898	31.184	212.1
		Runs=2 Total laps=16 Full laps=13 Valid laps=8						9	<b>1'43.231</b>	29.633	21.341	20.926	31.331	214.2
1	2'46.391	28.574	22.573	21.329	34.638		10	<b>1'42.161</b>	29.344	20.784	20.580	31.453	212.1	
2	1'42.889 *	29.761	21.112*	20.509	31.507	212.1	11	<b>1'43.347</b>	29.474	21.284	20.807	31.782	214.7	
3	1'44.398 *	29.762	21.515*	21.309*	31.812*	213.8	12	1'47.751 P	30.334	22.301	21.600	33.516	208.8	
4	1'42.911 *	29.52*	21.182	20.772	31.435	211.7	13	5'27.286	28.136	21.116	20.667	31.612		
5	<b>1'42.568</b>	29.481	21.090	20.685	31.312	212.5	14	1'41.366	29.361	20.606	20.453	30.946	212.1	
6	<b>1'42.408</b>	29.366	21.008	20.712	31.322	211.7	15	1'42.182 *	29.177	20.740	20.912*	31.353	213.4	
7	<b>1'42.265</b>	29.322	20.994	20.675	31.274	212.5	16	<b>1'42.173</b>	29.397	20.684	20.717	31.375	210.9	
8	<b>1'42.458</b>	29.426	21.024	20.682	31.326	212.1	17	<b>1'42.818</b>	29.656	21.058	20.715	31.389	210.9	
9	1'45.477 P	29.436	20.930	21.391	33.720	212.1	18	<b>1'42.412</b>	29.477	21.002	20.756	31.177	210.9	
10	8'27.831 *	27.549	21.284*	20.673	31.543*		<b>5th</b>	<b>53</b>	<b>Deniz ÖNCÜ</b> Red Bull KTM Ajo TUR					
11	1'41.387 *	29.18*	20.667	20.547	30.986	213.4			Runs=2 Total laps=15 Full laps=12 Valid laps=9					
12	1'42.250 *	29.181	20.928*	20.642	31.499	212.1	1	4'28.240	29.786	22.807	21.822	32.704		
13	<b>1'41.427</b>	29.223	20.762	20.502	30.940	214.7	2	1'45.551 *	30.573	21.449	21.516*	32.013*	208.8	
14	1'41.011	29.033	20.732	20.400	30.846	213.0	3	1'44.179 *	29.67*	20.990	21.572	31.942	207.2	
15	<b>1'41.471</b>	29.209	20.808	20.459	30.995	213.4	4	<b>1'43.184</b>	29.849	20.991	20.845	31.499	210.1	
16	<b>1'41.021</b>	29.028	20.731	20.403	30.859	213.8	5	1'43.026 *	29.632	20.824*	21.227	31.343	210.9	
							6	<b>1'42.615</b>	29.569	20.819	20.788	31.439	210.9	
<b>3rd</b>	<b>99</b>	<b>José Antonio RUED</b> Red Bull KTM Ajo SPA						7	<b>1'42.791</b>	29.755	20.897	20.988	31.151	210.1
		Runs=2 Total laps=15 Full laps=12 Valid laps=9						8	<b>1'48.499</b>	33.450	21.662	21.845	31.542	211.7
1	2'17.379	28.730	23.040	21.792	32.552		9	<b>1'41.814</b>	29.538	20.770	20.602	30.904	212.1	
2	<b>1'45.459</b>	30.350	21.828	21.365	31.916	216.4	10	1'41.498 P	29.789	20.929*	20.822	29.958	211.7	
3	1'44.434 *	29.812	21.353*	21.445	31.824*	213.8	11	9'28.992	26.785	21.165	20.958	32.173		
4	<b>1'44.355</b>	29.962	21.258	21.159	31.976	212.5								

**Fastest Lap:** Diogo MOREIRA MT Helmets - MSI BRA **1'40.590** 28.987 20.720 20.286 30.597

These data/results cannot be reproduced, stored and/or transmitted in whole or in part by any manner of electronic, mechanical, photocopying, recording, broadcasting or otherwise now known or herein after developed without the previous express consent by the copyright owner, except for reproduction in daily press and regular printed publications on sale to the public within 60 days of the event related to those data/results and always provided that copyright symbol appears together as follows below.  
 © DORNA, 2023



## Practice Nr. 1

## Moto3

Lap	Lap Time	T1	T2	T3	T4	Speed	Lap	Lap Time	T1	T2	T3	T4	Speed
12	<b>1'41.516</b>	29.241	20.524	20.528	31.223	213.0	11	<b>1'42.131</b>	29.207	21.207	20.466	31.251	210.9
13	<b>1'41.716</b>	29.530	20.616	20.596	30.974	209.7	12	1'40.261 P	29.282	21.065	20.491	29.423	210.9
14	<b>1'41.758</b>	29.433	20.668	20.587	31.070	210.5	13	6'07.998	29.453	22.390	28.833	42.392	
15	<b>1'41.391</b>	29.365	20.657	20.340	31.029	210.9	14	<b>1'41.743</b>	29.036	20.925	20.502	31.280	214.2
							15	<b>1'41.562</b>	29.121	20.996	20.423	31.022	216.4

**6th 71 Ayumu SASAKI** Liqui Moly Husqvarna JPN  
Runs=2 Total laps=16 Full laps=12 Valid laps=9

1	2'51.464	28.307	22.502	21.838	32.934	
2	<b>1'45.227</b>	30.574	21.454	21.184	32.015	213.4
3	1'46.546 *	31.712	21.697	21.273*	31.864*	215.1
4	1'43.835 *	29.97*	21.126	21.130	31.605	214.2
5	<b>1'43.589</b>	29.857	21.077	21.166	31.489	215.1
6	<b>1'42.977</b>	29.692	20.976	20.956	31.353	215.1
7	<b>1'42.669</b>	29.611	21.027	20.785	31.246	215.1
8	<b>1'42.824</b>	29.686	20.948	20.957	31.233	215.5
9	<b>1'42.542</b>	29.607	20.978	20.788	31.169	214.7
10	<b>1'42.185</b>	29.322	20.866	20.787	31.210	216.8
11	1'46.664 P	30.208	21.607	21.640	33.209	211.7
12	7'23.735	29.252	21.774	20.927	32.665	
13	<b>1'41.753</b>	29.231	20.716	20.803	31.003	216.0
14	1'41.820 *	29.378	20.762	20.755*	30.925	215.5
15	<b>1'41.425</b>	29.305	20.669	20.637	30.814	216.4
16	1'43.495 P	29.196	20.626	20.847	32.826	215.5

**7th 18 Matteo BERTELLE** Rivacold Snipers Tea ITA  
Runs=2 Total laps=17 Full laps=14 Valid laps=11

1	2'15.456	28.870	22.433	21.552	32.455	
2	<b>1'44.207</b>	30.230	21.364	21.022	31.591	211.3
3	1'42.831 *	29.644	21.026	20.625	31.536*	213.8
4	<b>1'45.232</b>	31.157	21.978	20.785	31.312	209.3
5	1'42.290 *	29.580	20.953*	20.656	31.101	209.7
6	<b>1'41.740</b>	29.280	20.863	20.535	31.062	210.5
7	<b>1'41.591</b>	29.312	20.813	20.539	30.927	210.9
8	<b>1'46.048</b>	29.968	22.534	21.324	32.222	212.1
9	<b>1'42.356</b>	29.395	20.923	20.586	31.452	208.8
10	<b>1'41.904</b>	29.380	20.873	20.573	31.078	208.8
11	1'45.159 P	30.084	21.950	21.164	31.961	208.4
12	7'17.448	28.560	21.629	31.780	34.474	
13	1'42.891 *	29.403	21.118*	21.024	31.346	209.3
14	<b>1'41.576</b>	29.150	21.058	20.500	30.868	214.2
15	<b>1'54.290</b>	30.928	22.276	23.923	37.163	213.4
16	<b>1'41.476</b>	29.221	20.718	20.440	31.097	214.7
17	<b>1'41.983</b>	29.284	20.903	20.634	31.162	216.0

**8th 48 Ivan ORTOLÁ** Angeluss MTA Team SPA  
Runs=3 Total laps=15 Full laps=10 Valid laps=9

1	2'14.820	28.908	22.657	21.759	33.106	
2	<b>1'44.226</b>	30.501	21.338	20.821	31.566	209.7
3	1'49.040 *	29.697	21.267	26.356	31.720*	210.9
4	<b>1'43.756</b>	29.790	21.310	20.834	31.822	213.8
5	<b>1'43.417</b>	29.679	21.186	20.871	31.681	213.0
6	<b>1'43.132</b>	29.709	21.271	20.842	31.310	210.9
7	<b>1'43.376</b>	29.676	21.197	20.838	31.665	211.7
8	1'51.445 P	29.797	21.503	26.122	34.023	210.1
9	6'18.183	30.194	21.319	20.635	31.147	
10	<b>1'42.520</b>	29.351	21.103	20.793	31.273	211.3

**9th 43 Xavier ARTIGAS** CFMOTO Racing Pru SPA  
Runs=2 Total laps=17 Full laps=14 Valid laps=9

1	2'46.019	28.017	22.431	21.616	32.700	
2	<b>1'44.044</b>	29.961	21.551	20.953	31.579	211.3
3	1'46.257 *	29.858	21.228	21.188*	33.983*	212.1
4	1'44.643 *	29.85*	21.421	21.118	32.248	213.0
5	<b>1'43.585</b>	29.800	21.313	20.851	31.621	212.1
6	1'43.233 *	29.647	21.302*	20.848	31.436	211.7
7	<b>1'42.895</b>	29.553	21.241	20.720	31.381	210.9
8	<b>1'43.646</b>	29.719	21.218	21.037	31.672	211.7
9	<b>1'42.787</b>	29.622	21.089	20.761	31.315	212.1
10	<b>1'42.220</b>	29.396	21.075	20.663	31.086	211.7
11	1'44.347 P	30.858	21.185	20.893	31.411	210.5
12	7'18.440	29.003	21.319	20.792	31.213	
13	1'41.977 *	29.266	20.856*	20.612	31.243	212.1
14	1'43.120 *	29.291	20.879	20.814*	32.136	212.5
15	<b>1'41.808</b>	29.322	20.574	20.555	31.357	213.8
16	<b>1'43.709</b>	29.604	21.528	21.235	31.342	214.7
17	<b>1'41.701</b>	29.284	20.734	20.647	31.036	213.4

**10th 44 David MUÑOZ** BOE Motorsports SPA  
Runs=3 Total laps=15 Full laps=10 Valid laps=6

1	2'52.312	28.296	22.934	21.753	32.501	
2	<b>1'44.843</b>	30.502	21.391	21.184	31.766	210.5
3	1'47.229 *	30.172	21.491	22.303*	33.263*	212.5
4	1'44.851 *	30.35*	21.469	21.285	31.745	210.9
5	<b>1'43.138</b>	29.683	21.065	20.964	31.426	214.2
6	<b>1'42.882</b>	29.586	21.231	20.708	31.357	212.1
7	1'42.899 P	29.670	21.146	20.917	31.166	212.5
8	6'54.223	28.180	21.272	21.003	31.401	
9	1'43.109 P	29.636	21.339*	21.302	30.832	210.9
10	5'37.845	30.275	21.948	20.905	31.478	
11	<b>1'43.223</b>	29.397	21.009	21.580	31.237	211.3
12	1'42.347 *	29.542	21.066	20.569*	31.170	213.0
13	<b>1'41.714</b>	29.289	20.855	20.584	30.986	212.1
14	<b>1'47.851</b>	33.475	21.546	20.652	32.178	212.1
15	1'41.884 *	29.333	20.707*	20.639	31.205	211.7

**11th 19 Scott OGDEN** VisionTrack Racing T GBR  
Runs=2 Total laps=16 Full laps=13 Valid laps=12

1	2'21.491	28.813	23.418	21.974	32.889	
2	<b>1'47.520</b>	31.040	21.997	21.157	33.326	210.1
3	1'43.617 *	29.819	21.072	20.851*	31.875*	211.3
4	<b>1'45.254</b>	30.004	21.971	21.359	31.920	213.0
5	<b>1'44.005</b>	29.750	21.396	20.888	31.971	214.7
6	<b>1'43.396</b>	29.775	21.240	20.794	31.587	212.1
7	<b>1'43.223</b>	29.638	21.132	20.969	31.484	210.5
8	<b>1'43.228</b>	29.572	21.387	20.722	31.547	211.3
9	<b>1'42.535</b>	29.505	21.073	20.692	31.265	210.9
10	1'45.266 P	30.152	21.866	20.983	32.265	211.3

**Fastest Lap:** Diogo MOREIRA MT Helmets - MSI BRA **1'40.590** 28.987 20.720 20.286 30.597

These data/results cannot be reproduced, stored and/or transmitted in whole or in part by any manner of electronic, mechanical, photocopying, recording, broadcasting or otherwise now known or herein after developed without the previous express consent by the copyright owner, except for reproduction in daily press and regular printed publications on sale to the public within 60 days of the event related to those data/results and always provided that copyright symbol appears together as follows below.  
© DORNA, 2023

## Practice Nr. 1

## Moto3

Lap	Lap Time	T1	T2	T3	T4	Speed	Lap	Lap Time	T1	T2	T3	T4	Speed
11	8'48.554 *	27.624	21.054	25.942	40.174*		16	<b>1'43.487</b>	29.433	21.310	21.258	31.486	214.2
12	<b>1'41.727</b>	29.268	<b>20.729</b>	<b>20.609</b>	31.121	211.7	17	<b>1'41.868</b>	<b>29.342</b>	<b>20.842</b>	<b>20.557</b>	<b>31.127</b>	213.4
13	<b>1'42.897</b>	<b>29.259</b>	20.754	21.335	31.549	214.2	<b>15th 6 Ryusei YAMANAKA</b> Gaviota GASGAS As JPN						
14	<b>1'50.715</b>	29.468	21.321	25.719	34.207	211.7	Runs=2 Total laps=17 Full laps=14 Valid laps=12						
15	<b>1'44.885</b>	29.504	21.469	22.632	31.280	212.1	1	2'44.797	27.722	22.054	21.199	32.897	
16	<b>1'41.948</b>	29.333	20.807	20.703	<b>31.105</b>	213.0	2	<b>1'43.971</b>	30.182	21.238	20.621	31.930	210.1
<b>12th 80 David ALONSO</b> Gaviota GASGAS As COL							3	1'46.963 *	30.196	21.489	21.631 *	33.647 *	212.1
Runs=2 Total laps=13 Full laps=10 Valid laps=7							4	1'45.437 *	30.30*	21.298	21.205	32.626	210.5
1	2'01.545	28.817	23.296	22.091	32.978		5	<b>1'44.583</b>	30.060	21.515	20.836	32.172	214.2
2	<b>1'48.991</b>	30.914	21.768	21.422	34.887	209.7	6	<b>1'43.558</b>	29.676	21.080	20.997	31.805	210.9
3	1'45.255 *	30.151	21.379	21.252	32.473*	211.3	7	<b>1'43.907</b>	29.835	21.232	20.855	31.985	210.5
4	1'44.618 *	29.85*	21.249	21.340	32.175	209.3	8	<b>1'44.086</b>	29.971	21.252	20.820	32.043	211.3
5	<b>1'44.510</b>	29.984	21.364	21.244	31.918	209.7	9	<b>1'43.891</b>	29.954	21.235	20.897	31.805	208.8
6	<b>1'43.346</b>	29.701	21.123	20.978	31.544	210.1	10	<b>1'43.443</b>	29.678	21.436	20.830	31.499	210.1
7	<b>1'42.789</b>	29.558	21.002	20.757	31.472	210.5	11	1'47.156 P	31.249	21.784	21.231	32.892	214.2
8	<b>1'42.607</b>	29.509	21.084	20.799	31.215	211.3	12	6'34.785	27.320	21.012	20.786	34.883	
9	<b>1'43.172</b>	29.639	21.217	21.014	31.302	210.9	13	<b>1'42.272</b>	29.354	<b>20.648</b>	20.863	31.407	212.5
10	<b>1'41.786</b>	<b>29.278</b>	<b>20.741</b>	<b>20.557</b>	<b>31.210</b>	<b>213.8</b>	14	<b>1'42.278</b>	29.442	21.064	20.743	<b>31.029</b>	212.1
11	1'43.522 P	29.835	21.209	20.696	31.782	213.0	15	<b>1'53.372</b>	29.506	21.169	20.928	41.769	214.7
12	7'22.030	27.958	21.456	28.752	33.624		16	<b>1'41.893</b>	29.330	20.836	<b>20.504</b>	31.223	<b>215.1</b>
13	1'42.448 *	29.438	20.810*	20.869	31.331	210.9	17	<b>1'41.990</b>	<b>29.214</b>	20.877	20.728	31.171	214.7
unfinished	29.411	20.850				212.5	<b>16th 5 Jaume MASIA</b> Leopard Racing SPA						
<b>13th 31 Adrian FERNANDEZ</b> Leopard Racing SPA							Runs=2 Total laps=8 Full laps=5 Valid laps=5						
1	3'10.531	27.157	21.723	21.763	32.828		1	3'10.723	30.912	23.089	22.282	34.523	
2	<b>1'45.526</b>	30.438	21.053	21.003	33.032	208.8	2	3'32.072 P	30.123	21.083	20.684	2'20.182	<b>215.5</b>
3	2'10.222 P	29.962	20.943	20.931*	58.386	211.7	3	7'18.435	28.665	21.494	20.979	31.966	
4	10'37.993	28.280	21.088	21.248	34.867		4	<b>1'42.516</b>	29.658	20.840	20.785	31.233	213.0
5	<b>1'43.733</b>	29.735	20.967	20.997	32.034	213.4	5	<b>1'42.054</b>	29.381	20.855	20.577	31.241	213.4
6	<b>1'43.837</b>	29.826	21.131	21.001	31.879	212.1	6	<b>1'42.110</b>	29.462	<b>20.789</b>	20.672	31.187	213.4
7	<b>1'43.888</b>	29.852	21.230	21.166	31.640	212.5	7	<b>1'42.200</b>	29.667	20.821	20.617	<b>31.095</b>	213.4
8	1'43.505 *	29.768	20.978	21.167	31.592*	212.1	8	<b>1'41.900</b>	29.500	20.802	20.490	31.108	213.4
9	1'47.770 P	29.96*	21.819	21.662	34.324	213.0	unfinished	<b>29.335</b>	20.868	<b>20.463</b>		213.0	
10	5'19.465	28.533	22.776	22.459	32.588		<b>17th 70 Joshua WHATLEY</b> VisionTrack Racing T GBR						
11	<b>1'41.847</b>	<b>29.321</b>	<b>20.731</b>	<b>20.626</b>	<b>31.169</b>	<b>215.1</b>	Runs=2 Total laps=17 Full laps=14 Valid laps=11						
12	1'50.072 P	29.549	21.168	21.831	37.524	207.2	1	2'18.576	29.665	23.290	21.983	33.212	
<b>14th 72 Taiyo FURUSATO</b> Honda Team Asia JPN							2	<b>1'49.363</b>	30.662	21.676	21.252	35.773	208.8
Runs=2 Total laps=17 Full laps=14 Valid laps=10							3	1'45.021 *	30.357	21.277	21.092*	32.295*	210.1
1	2'27.697	28.424	23.036	22.362	33.336		4	<b>1'45.839</b>	30.050	22.502	21.312	31.975	210.5
2	<b>1'46.470</b>	30.826	21.950	21.341	32.353	211.3	5	<b>1'44.572</b>	29.928	21.351	21.188	32.105	210.5
3	1'47.948 *	30.071	21.365	24.387*	32.125*	212.5	6	<b>1'44.845</b>	30.385	21.654	21.109	31.697	213.0
4	<b>1'44.419</b>	29.945	21.400	21.188	31.886	212.1	7	<b>1'42.981</b>	29.715	21.224	20.707	31.335	210.1
5	<b>1'44.063</b>	29.929	21.287	21.051	31.796	212.1	8	<b>1'43.661</b>	29.687	21.349	20.827	31.798	211.3
6	<b>1'45.793</b>	29.717	21.428	20.844	33.804	212.5	9	1'49.484 P	31.077	23.030	21.524	33.853	208.8
7	<b>1'43.753</b>	29.818	21.336	20.906	31.693	211.3	10	6'49.054	31.164	23.003	24.269	34.576	
8	<b>1'43.391</b>	29.730	21.239	20.784	31.638	212.1	11	1'44.158 *	29.877	21.400	21.061	31.820*	208.4
9	1'47.737 P	30.074	22.459	21.939	33.265	211.7	12	1'47.013 *	29.84*	21.556	23.452	32.156	208.4
10	7'19.608	27.080	21.576	20.979	31.733		13	<b>1'42.855</b>	29.561	21.235	20.655	31.404	210.5
11	1'43.532 *	29.739	21.172	20.953	31.668*	210.9	14	<b>1'42.372</b>	29.327	20.985	20.662	31.398	212.5
12	1'42.999 *	29.68*	21.109	20.805	31.405	211.3	15	<b>1'55.683</b>	34.528	21.630	21.779	37.746	210.9
13	<b>1'43.109</b>	29.696	21.063	20.931	31.419	212.1	16	<b>1'41.939</b>	29.320	21.049	20.507	<b>31.063</b>	<b>213.4</b>
14	1'42.858 *	29.600	21.122	20.687*	31.449	212.5	17	<b>1'41.929</b>	<b>29.227</b>	<b>20.850</b>	<b>20.454</b>	31.398	212.5
15	<b>1'46.226</b>	29.637	21.743	21.171	33.675	211.7							

**Fastest Lap:** Diogo MOREIRA MT Helmets - MSI BRA **1'40.590** 28.987 20.720 20.286 30.597

These data/results cannot be reproduced, stored and/or transmitted in whole or in part by any manner of electronic, mechanical, photocopying, recording, broadcasting or otherwise now known or herein after developed without the previous express consent by the copyright owner, except for reproduction in daily press and regular printed publications on sale to the public within 60 days of the event related to those data/results and always provided that copyright symbol appears together as follows below.  
© DORNA, 2023

Official MotoGP Timing by TISSOT  
www.motogp.com

Lombok, Friday, October 13, 2023

Page 3 of 5



## Practice Nr. 1

## Moto3

Lap	Lap Time	T1	T2	T3	T4	Speed	Lap	Lap Time	T1	T2	T3	T4	Speed		
<b>18th</b>	<b>9</b>	<b>Nicola Fabio CARR</b>				Rivacold Snipers Tea	ITA	<b>21st</b>	<b>54</b>	<b>Riccardo ROSSI</b>				SIC58 Squadra Corse	ITA
		Runs=2	Total laps=16	Full laps=13	Valid laps=6				Runs=2	Total laps=14	Full laps=10	Valid laps=8			
1	2'16.314	29.041	22.612	21.480	32.569		1	2'23.592	28.351	22.626	21.694	33.080			
2	1'45.206 *	30.598	21.660*	21.129	31.819	213.4	2	<b>1'46.831</b>	31.271	21.653	21.817	32.090	210.9		
3	1'46.195 *	30.014	21.232*	22.800	32.149*	211.7	3	1'44.374 *	29.978	20.979	21.539*	31.878*	212.5		
4	1'44.348 *	29.987	21.172*	20.964	32.225	211.7	4	<b>1'43.505</b>	29.818	21.150	20.828	31.709	211.7		
5	<b>1'43.755</b>	29.767	21.284	20.899	31.805	215.1	5	<b>1'44.288</b>	29.988	21.462	20.818	32.020	214.2		
6	<b>1'44.001</b>	29.775	21.196	20.902	32.128	213.0	6	<b>1'44.824</b>	29.569	21.943	21.358	31.954	214.2		
7	1'44.072 *	30.025	21.183*	20.910	31.954	212.1	7	<b>1'42.929</b>	29.595	21.070	20.830	31.434	211.7		
8	<b>1'43.475</b>	29.690	21.343	20.779	31.663	213.8	8	<b>1'42.992</b>	29.637	21.110	20.786	31.459	213.4		
9	<b>1'43.524</b>	29.895	21.060	20.937	31.632	212.1	9	<b>1'42.459</b>	29.401	20.910	20.622	31.526	212.1		
10	1'48.558 P	29.924	21.491	21.078	36.065	212.1	10	1'47.881 P	30.116	21.881	21.878	34.006	212.1		
11	8'47.300	28.539	21.375	30.654	35.707		11	11'48.591	35.146	22.849	21.584	33.623			
12	<b>1'42.755</b>	29.721	21.007	20.610	31.417	215.5	12	1'43.248 *	29.757	20.920*	20.758	31.813	213.0		
13	1'41.815 *	29.366	20.772*	20.650	31.027	215.1	13	<b>1'42.561</b>	29.568	20.808	20.676	31.509	213.0		
14	1'53.300 *	29.534	21.058*	22.936	39.772	216.4	14	1'51.742 P	30.139	21.132*	20.822	39.649	207.2		
15	1'42.332 *	29.398	20.945*	20.673	31.316	214.7									
16	<b>1'41.962</b>	29.292	20.750	20.725	31.195	216.4									
<b>19th</b>	<b>95</b>	<b>Collin VEIJER</b>				Liqui Moly Husqvarna	NED	<b>22nd</b>	<b>64</b>	<b>Mario AJI</b>				Honda Team Asia	INA
		Runs=2	Total laps=18	Full laps=15	Valid laps=10				Runs=2	Total laps=15	Full laps=12	Valid laps=11			
1	3'10.542	30.026	23.335	23.040	35.745		1	2'21.320	27.466	22.838	21.673	32.957			
2	1'47.807 *	31.370	21.667*	21.974	32.796	206.5	2	<b>1'46.063</b>	30.903	22.080	21.206	31.874	206.1		
3	1'46.660 *	30.854	21.451	21.579*	32.776*	212.1	3	1'44.647 *	30.244	21.621	20.991*	31.791*	207.6		
4	1'46.531 *	30.94*	21.500	21.526	32.563	210.9	4	<b>1'44.749</b>	30.339	21.710	21.055	31.645	208.4		
5	<b>1'45.854</b>	30.701	21.335	21.460	32.358	211.3	5	<b>1'43.984</b>	29.856	21.551	20.788	31.789	206.8		
6	<b>1'45.325</b>	30.440	21.446	21.264	32.175	210.9	6	<b>1'47.001</b>	31.167	22.161	21.644	32.029	206.8		
7	<b>1'44.717</b>	30.202	21.257	21.340	31.918	211.7	7	<b>1'42.873</b>	29.698	21.078	20.726	31.371	208.8		
8	<b>1'44.218</b>	30.118	21.028	21.245	31.827	212.1	8	<b>1'42.882</b>	29.585	21.197	20.732	31.368	209.3		
9	1'45.132 P	30.544	21.694	21.885	31.009	211.7	9	<b>1'42.790</b>	29.596	21.304	20.689	31.201	206.1		
10	5'21.130	30.580	21.726	21.519	32.222		10	1'49.336 P	30.113	22.891	21.753	34.579	208.4		
11	1'44.001 *	29.998	21.183	21.049	31.771*	210.9	11	10'16.759	30.091	22.844	23.919	34.322			
12	1'43.759 *	29.83*	21.212	21.103	31.605	212.1	12	<b>1'46.966</b>	30.086	21.699	20.943	34.238	206.5		
13	<b>1'43.179</b>	29.812	20.922	20.955	31.490	211.7	13	<b>1'53.729</b>	30.040	23.540	24.902	35.247	201.8		
14	<b>1'43.331</b>	29.798	21.089	20.907	31.537	213.0	14	<b>1'43.541</b>	29.656	21.345	20.895	31.645	208.4		
15	<b>1'42.835</b>	29.640	21.031	20.794	31.370	213.8	15	<b>1'42.583</b>	29.388	20.956	20.892	31.347	213.4		
16	<b>1'42.455</b>	29.621	20.859	20.704	31.271	213.0									
17	<b>1'42.375</b>	29.564	20.903	20.664	31.244	213.4									
18	<b>1'42.094</b>	29.382	20.962	20.670	31.080	213.4									
<b>20th</b>	<b>27</b>	<b>Kaito TOBA</b>				SIC58 Squadra Corse	JPN	<b>23rd</b>	<b>82</b>	<b>Stefano NEPA</b>				Angeluss MTA Team	ITA
		Runs=3	Total laps=13	Full laps=8	Valid laps=7				Runs=2	Total laps=7	Full laps=4	Valid laps=4			
1	2'29.273	27.910	23.310	21.948	32.957		1	2'44.280	28.146	22.239	21.894	32.713			
2	<b>1'45.258</b>	30.740	21.628	21.046	31.844	210.1	2	<b>1'44.267</b>	30.173	21.416	20.791	31.887	208.8		
3	2'43.843 P	29.823	21.355	1'15.362*	37.303	213.8	3	3'51.387 P	30.154	21.207	20.723*	2'39.303	212.5		
4	9'14.412	31.338	22.491	23.524	32.461		4	21'31.234	35.968	22.805	21.526	32.973			
5	<b>1'45.633</b>	30.382	21.737	21.250	32.264	209.7	5	<b>1'43.405</b>	29.893	20.981	20.783	31.748	210.9		
6	<b>1'45.231</b>	30.226	21.683	21.299	32.023	209.3	6	<b>1'43.194</b>	29.715	21.009	20.652	31.818	210.9		
7	<b>1'44.585</b>	30.087	21.496	21.136	31.866	210.1	7	<b>1'42.649</b>	29.599	20.956	20.509	31.585	210.9		
8	<b>1'44.686</b>	30.020	21.579	21.047	32.040	210.1									
9	1'45.669 *	30.040	21.538	21.337	32.754*	209.7									
10	1'43.563 P	29.98*	21.301	20.918	31.356	212.1									
11	5'48.261	36.836	24.762	22.302	33.139										
12	<b>1'43.328</b>	29.839	21.164	20.917	31.408	212.1									
13	<b>1'42.439</b>	29.450	20.986	20.653	31.350	213.8									
<b>24th</b>	<b>63</b>	<b>Syarifuddin AZMAN</b>				MT Helmets - MSI	MAL								
		Runs=2	Total laps=6	Full laps=3	Valid laps=6										
1	2'14.955	28.314	22.610	21.781	33.079		1	2'14.955	28.314	22.610	21.781	33.079			
2	<b>1'45.204</b>	30.562	21.397	21.124	32.121	210.5	2	<b>1'45.204</b>	30.562	21.397	21.124	32.121	210.5		
	<b>unfinished</b>	29.683	21.229			215.1									
3	<b>1'43.091</b>	27.991	21.666	21.405	32.029		3	<b>1'43.091</b>	27.991	21.666	21.405	32.029			
4	<b>1'45.589</b>	30.058	21.300	21.181	33.050	210.9	4	<b>1'45.589</b>	30.058	21.300	21.181	33.050	210.9		
5	<b>1'44.278</b>	29.954	21.430	21.041	31.853	210.9	5	<b>1'44.278</b>	29.954	21.430	21.041	31.853	210.9		
6	<b>1'42.859</b>	29.560	20.960	21.186	31.153	210.9	6	<b>1'42.859</b>	29.560	20.960	21.186	31.153	210.9		

**Fastest Lap:** Diogo MOREIRA MT Helmets - MSI BRA **1'40.590** 28.987 20.720 20.286 30.597

These data/results cannot be reproduced, stored and/or transmitted in whole or in part by any manner of electronic, mechanical, photocopying, recording, broadcasting or otherwise now known or herein after developed without the previous express consent by the copyright owner, except for reproduction in daily press and regular printed publications on sale to the public within 60 days of the event related to those data/results and always provided that copyright symbol appears together as follows below.  
© DORNA, 2023

Official MotoGP Timing by TISSOT  
www.motogp.com

Lombok, Friday, October 13, 2023

Page 4 of 5



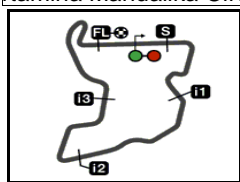
## Practice Nr. 1

Moto3

Lap	Lap Time	T1	T2	T3	T4	Speed	Lap	Lap Time	T1	T2	T3	T4	Speed	
<b>25th</b>	<b>93</b>	<b>Arbi ADITAMA</b>				Honda Team Asia INA		3	1'46.504 *	30.616	22.179*	21.345	32.364*	206.1
		Runs=2	Total laps=14	Full laps=11	Valid laps=10		4	1'45.208 *	30.10*	21.627	21.683	31.790	208.8	
1	2'23.777	29.712	23.358	22.365	33.093		5	<b>1'44.609</b>	29.980	21.605	21.204	31.820	207.6	
2	<b>1'46.871</b>	31.032	21.634	22.095	32.110	215.1	6	<b>1'44.576</b>	29.971	21.615	21.219	31.771	206.8	
3	1'45.863 *	30.594	21.440	21.359*	32.470*	214.2	7	<b>1'51.979</b>	36.606	22.045	21.482	31.846	206.5	
4	<b>1'46.805</b>	30.347	21.047	23.261	32.150	210.9	8	<b>1'44.696</b>	30.118	21.597	21.167	31.814	208.8	
5	<b>1'45.003</b>	30.355	21.226	21.416	32.006	210.9	9	1'44.065 P	30.103	21.372	21.448	31.142	205.3	
6	<b>1'44.037</b>	30.087	21.040	21.099	31.811	211.3	10	10'31.228	28.834	21.587	26.481	35.377		
7	<b>1'43.451</b>	29.931	20.951	20.960	31.609	211.3	11	<b>1'44.584</b>	30.116	21.443	21.082	31.943	206.5	
8	1'47.495 P	31.778	21.501	21.490	32.726	211.7	12	1'43.435	29.680	21.309	20.860	31.586	210.9	
9	12'03.940	28.570	21.094	21.105	32.118		13	<b>1'50.909</b>	30.216	21.357	21.109	38.227	210.5	
10	<b>1'43.440</b>	29.858	20.667	21.084	31.831	213.8	14	<b>1'48.450</b>	30.441	21.920	24.194	31.895	206.8	
11	<b>1'43.405</b>	29.786	20.796	20.938	31.885	213.8	15	<b>1'43.918</b>	29.769	21.227	21.079	31.843	210.9	
12	<b>1'43.278</b>	29.636	20.872	20.968	31.802	213.4								
13	<b>1'43.882</b>	29.771	21.072	21.212	31.827	211.3								
14	1'43.064	29.609	20.862	20.971	31.622	210.9								
<b>26th</b>	<b>20</b>	<b>Lorenzo FELLON</b>				CIP Green Power FRA								
		Runs=2	Total laps=14	Full laps=11	Valid laps=7									
1	2'13.708	28.752	22.519	21.623	32.514									
2	<b>1'45.598</b>	30.719	21.799	21.016	32.064	208.4								
3	1'43.995 *	29.888	21.509	20.941	31.657*	211.7								
4	<b>1'44.707</b>	30.179	21.709	21.000	31.819	209.7								
5	1'43.242 *	29.669	21.285*	20.778	31.510	212.1								
6	1'43.908 *	29.579	21.536*	21.143	31.650	210.9								
7	<b>1'44.432</b>	29.842	21.571	20.986	32.033	209.3								
8	<b>1'49.223</b>	32.847	22.714	22.159	31.503	209.3								
9	1'46.683 P	29.967	21.441*	21.223	34.052	210.5								
10	12'08.124	29.078	24.118	26.437	37.894									
11	1'43.238	29.703	21.284	20.777	31.474	212.1								
12	<b>1'44.344</b>	29.531	21.365	20.800	32.648	209.7								
13	1'57.599 *	29.593	21.231*	26.728	40.047	211.7								
14	<b>1'44.043</b>	29.305	20.830	21.660	32.248	213.4								
<b>27th</b>	<b>12</b>	<b>Noah DETTWILER</b>				CIP Green Power SWI								
		Runs=2	Total laps=15	Full laps=12	Valid laps=10									
1	2'17.199	29.504	23.112	22.157	32.706									
2	<b>1'47.449</b>	31.220	22.028	21.523	32.678	210.9								
3	1'46.799 *	30.910	21.805*	21.684	32.400*	209.7								
4	<b>1'46.238</b>	30.822	21.817	21.490	32.109	209.3								
5	<b>1'45.577</b>	30.438	21.525	21.522	32.092	210.1								
6	<b>1'45.271</b>	30.362	21.593	21.409	31.907	210.9								
7	<b>1'44.360</b>	30.116	21.283	21.159	31.802	212.5								
8	<b>1'44.216</b>	30.048	21.331	21.093	31.744	210.1								
9	<b>1'44.699</b>	30.078	21.313	21.425	31.883	209.3								
10	1'44.633 P	30.039	21.299	21.162	32.133	209.7								
11	10'17.453	29.042	22.573	24.137	35.485									
12	1'43.411	29.860	21.120	20.918	31.513	215.1								
13	<b>1'43.454</b>	29.678	21.134	21.020	31.622	211.7								
14	1'43.672 *	29.956	21.160*	21.012	31.544	210.1								
15	<b>1'45.788</b>	29.681	21.132	20.976	33.999	210.9								
<b>28th</b>	<b>22</b>	<b>Ana CARRASCO</b>				BOE Motorsports SPA								
		Runs=2	Total laps=15	Full laps=12	Valid laps=10									
1	2'02.184	31.999	24.087	22.163	33.386									
2	<b>1'47.268</b>	31.179	22.138	21.476	32.475	206.5								

**Fastest Lap:** Diogo MOREIRA MT Helmets - MSI BRA **1'40.590** 28.987 20.720 20.286 30.597

These data/results cannot be reproduced, stored and/or transmitted in whole or in part by any manner of electronic, mechanical, photocopying, recording, broadcasting or otherwise now known or herein after developed without the previous express consent by the copyright owner, except for reproduction in daily press and regular printed publications on sale to the public within 60 days of the event related to those data/results and always provided that copyright symbol appears together as follows below.  
© DORNA, 2023



4301 m.

# PERTAMINA GRAND PRIX OF INDONESIA

## Practice Nr. 1

### Best Partial Times

# Moto3™

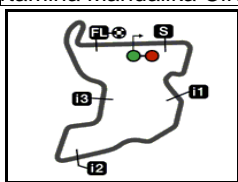
*IT* Ideal Lap Time, sum of the best partial times

*BT* Best Lap Time

T1		T2		T3		T4				IT		BT
Pos	Rider	Time	Rider	Time	Rider	Time	Rider	Time	Pos	Rider	IT	BT
1	D.MOREIRA	28.987	D.ÖNCÜ	20.524	D.MOREIRA	20.286	D.MOREIRA	30.597	1	D.MOREIRA	1'40.582	1'40.590 (1)
2	D.HOLGADO	29.028	X.ARTIGAS	20.574	D.ÖNCÜ	20.340	A.SASAKI	30.814	2	D.HOLGADO	1'40.941	1'41.011 (2)
3	I.ORTOLÁ	29.036	J.KELSO	20.606	J.RUEDA	20.394	D.HOLGADO	30.846	3	D.ÖNCÜ	1'41.009	1'41.391 (5)
4	J.RUEDA	29.133	A.SASAKI	20.626	D.HOLGADO	20.400	M.BERTELLE	30.868	4	M.BERTELLE	1'41.176	1'41.476 (7)
5	M.BERTELLE	29.150	R.YAMANAKA	20.648	I.ORTOLÁ	20.423	D.ÖNCÜ	30.904	5	J.KELSO	1'41.182	1'41.366 (4)
6	J.KELSO	29.177	A.ADITAMA	20.667	M.BERTELLE	20.440	J.KELSO	30.946	6	J.RUEDA	1'41.220	1'41.220 (3)
7	A.SASAKI	29.196	D.HOLGADO	20.667	J.KELSO	20.453	J.RUEDA	30.971	7	A.SASAKI	1'41.273	1'41.425 (6)
8	R.YAMANAKA	29.214	D.MOREIRA	20.712	J.WHATLEY	20.454	D.MUÑOZ	30.986	8	R.YAMANAKA	1'41.395	1'41.893 (15)
9	J.WHATLEY	29.227	M.BERTELLE	20.718	J.MASIA	20.463	I.ORTOLÁ	31.022	9	I.ORTOLÁ	1'41.406	1'41.562 (8)
10	D.ÖNCÜ	29.241	J.RUEDA	20.722	R.YAMANAKA	20.504	N.CARRARO	31.027	10	X.ARTIGAS	1'41.431	1'41.701 (9)
11	S.OGDEN	29.259	S.OGDEN	20.729	S.NEPA	20.509	R.YAMANAKA	31.029	11	J.WHATLEY	1'41.594	1'41.929 (17)
12	X.ARTIGAS	29.266	A.FERNANDEZ	20.731	X.ARTIGAS	20.555	X.ARTIGAS	31.036	12	N.CARRARO	1'41.679	1'41.962 (18)
13	D.ALONSO	29.278	D.ALONSO	20.741	T.FURUSATO	20.557	J.WHATLEY	31.063	13	J.MASIA	1'41.682	1'41.900 (16)
14	D.MUÑOZ	29.289	N.CARRARO	20.750	D.ALONSO	20.557	C.VEIJER	31.080	14	S.OGDEN	1'41.702	1'41.727 (11)
15	N.CARRARO	29.292	J.MASIA	20.789	D.MUÑOZ	20.584	J.MASIA	31.095	15	D.MUÑOZ	1'41.714	1'41.714 (10)
16	L.FELLON	29.305	R.ROSSI	20.808	S.OGDEN	20.609	S.OGDEN	31.105	16	D.ALONSO	1'41.786	1'41.786 (12)
17	A.FERNANDEZ	29.321	L.FELLON	20.830	N.CARRARO	20.610	T.FURUSATO	31.127	17	A.FERNANDEZ	1'41.847	1'41.847 (13)
18	J.MASIA	29.335	T.FURUSATO	20.842	R.ROSSI	20.622	S.AZMAN	31.153	18	T.FURUSATO	1'41.868	1'41.868 (14)
19	T.FURUSATO	29.342	J.WHATLEY	20.850	A.FERNANDEZ	20.626	A.FERNANDEZ	31.169	19	C.VEIJER	1'41.985	1'42.094 (19)
20	C.VEIJER	29.382	D.MUÑOZ	20.855	A.SASAKI	20.637	M.AJI	31.201	20	M.AJI	1'42.234	1'42.583 (22)
21	M.AJI	29.388	C.VEIJER	20.859	K.TOBA	20.653	D.ALONSO	31.210	21	R.ROSSI	1'42.265	1'42.459 (21)
22	R.ROSSI	29.401	I.ORTOLÁ	20.925	C.VEIJER	20.664	K.TOBA	31.350	22	L.FELLON	1'42.386	1'43.238 (26)
23	K.TOBA	29.450	M.AJI	20.956	F.FARIOLI	20.676	R.ROSSI	31.434	23	K.TOBA	1'42.439	1'42.439 (20)
24	S.AZMAN	29.560	S.NEPA	20.956	M.AJI	20.689	L.FELLON	31.474	24	S.NEPA	1'42.649	1'42.649 (23)

These data/results cannot be reproduced, stored and/or transmitted in whole or in part by any manner of electronic, mechanical, photocopying, recording, broadcasting or otherwise now known or herein after developed without the previous express consent by the copyright owner, except for reproduction in daily press and regular printed publications on sale to the public within 60 days of the event related to those data/results and always provided that copyright symbol appears together as follows below.  
© DORNA, 2023





4301 m.

**PERTAMINA GRAND PRIX OF INDONESIA**

**Practice Nr. 1**

**Best Partial Times**

*IT* Ideal Lap Time, sum of the best partial times

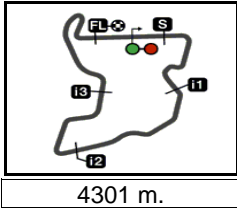
*BT* Best Lap Time

<b>T1</b>		<b>T2</b>		<b>T3</b>		<b>T4</b>				<i>IT</i>	<i>BT</i>	
<i>Pos</i>	<i>Rider</i>	<i>Time</i>	<i>Rider</i>	<i>Time</i>	<i>Rider</i>	<i>Time</i>	<i>Rider</i>	<i>Time</i>	<i>Pos</i>	<i>Rider</i>		
25	S.NEPA	29.599	S.AZMAN	20.960	L.FELLON	20.777	N.DETTWILER	31.513	25	<b>S.AZMAN</b>	1'42.714	1'42.859 (24)
26	<b>A.ADITAMA</b>	<b>29.609</b>	<b>K.TOBA</b>	<b>20.986</b>	<b>A.CARRASCO</b>	<b>20.860</b>	<b>S.NEPA</b>	<b>31.585</b>	26	<b>A.ADITAMA</b>	1'42.823	1'43.064 (25)
27	N.DETTWILER	29.678	F.FARIOLI	21.114	N.DETTWILER	20.918	A.CARRASCO	31.586	27	<b>N.DETTWILER</b>	1'43.229	1'43.411 (27)
28	<b>A.CARRASCO</b>	<b>29.680</b>	<b>N.DETTWILER</b>	<b>21.120</b>	<b>A.ADITAMA</b>	<b>20.938</b>	<b>A.ADITAMA</b>	<b>31.609</b>	28	<b>A.CARRASCO</b>	1'43.353	1'43.435 (28)
29	F.FARIOLI	29.934	A.CARRASCO	21.227	S.AZMAN	21.041	F.FARIOLI	31.816	29	<b>F.FARIOLI</b>	1'43.540	1'44.189 (29)


These data/results cannot be reproduced, stored and/or transmitted in whole or in part by any manner of electronic, mechanical, photocopying, recording, broadcasting or otherwise now known or herein after developed without the previous express consent by the copyright owner, except for reproduction in daily press and regular printed publications on sale to the public within 60 days of the event related to those data/results and always provided that copyright symbol appears together as follows below.  
© DORNA, 2023

Official MotoGP Timing by **TISSOT**  
www.motogp.com





**PERTAMINA GRAND PRIX OF INDONESIA**  
**Practice Nr. 1**  
**Fastest Laps Sequence**

<i>Practice Time</i>	 <i>Rider</i>	<i>Nation</i>	<i>Motorcycle</i>	<i>Time</i>	<i>Km/h</i>	<i>Rider's Lap</i>
3'41.674	7 <b>Filippo FARIOLI</b>	ITA	KTM	<b>1'44.189</b>	148.6	2
3'59.412	10 <b>Diogo MOREIRA</b>	BRA	KTM	<b>1'43.635</b>	149.4	2
7'38.302	54 <b>Riccardo ROSSI</b>	ITA	HONDA	<b>1'43.505</b>	149.5	4
9'08.784	10 <b>Diogo MOREIRA</b>	BRA	KTM	<b>1'42.409</b>	151.1	5
10'51.122	10 <b>Diogo MOREIRA</b>	BRA	KTM	<b>1'42.338</b>	151.2	6
10'51.756	18 <b>Matteo BERTELLE</b>	ITA	HONDA	<b>1'41.740</b>	152.1	6
12'33.347	18 <b>Matteo BERTELLE</b>	ITA	HONDA	<b>1'41.591</b>	152.4	7
29'04.451	66 <b>Joel KELSO</b>	AUS	CFMOTO	<b>1'41.366</b>	152.7	14
29'22.073	10 <b>Diogo MOREIRA</b>	BRA	KTM	<b>1'41.365</b>	152.7	14
31'45.671	96 <b>Daniel HOLGADO</b>	SPA	KTM	<b>1'41.011</b>	153.2	14
34'25.746	10 <b>Diogo MOREIRA</b>	BRA	KTM	<b>1'40.986</b>	153.3	17
36'06.336	10 <b>Diogo MOREIRA</b>	BRA	KTM	<b>1'40.590</b>	153.9	18

These data/results cannot be reproduced, stored and/or transmitted in whole or in part by any manner of electronic, mechanical, photocopying, recording, broadcasting or otherwise now known or herein after developed without the previous express consent by the copyright owner, except for reproduction in daily press and regular printed publications on sale to the public within 60 days of the event related to those data/results and always provided that copyright symbol appears together as follows below.

© DORNA, 2023

Official MotoGP Timing by TISSOT  
 www.motogp.com

Lombok, Friday, October 13, 2023

